


Appendix B. Setup Photographs

<Radiated Emission>


Y Plane for LTE Band 12A+30A, 5A+30A, 2A+4A, 2A+30A

LF




HF



SHF


Z Plane for LTE Band 2A+5A, 2A+12A, 2A+71A, 4A+5A, 4A+12A,
5A+66A, 12A+66A, 25A+26A, 66A+71A, 30A+66A, 2A+66A, 25A+41A,
26A+41A

LF



HF



SHF

—————THE END—————