



FCC RADIO TEST REPORT

FCC ID : GKREXMG1A
Equipment : LTE Module
Brand Name : COMPAL
Model Name : EXM-G1A
Applicant : Compal Electronics, Inc.
No.581 & 581-1, Ruiguang Rd., Neihu District,
Taipei, (114) Taiwan
Manufacturer : Compal Electronics, Inc.
No.581 & 581-1, Ruiguang Rd., Neihu District,
Taipei, (114) Taiwan
Standard : FCC 47 CFR Part 2, 22(H), 24(E), 27, Part
90(R), Part 90(S)

The product was received on Dec. 19, 2023 and testing was performed from Dec. 28, 2023 to Mar. 08, 2024. We, Sporton International Inc. EMC & Wireless Communications Laboratory, would like to declare that the tested sample has been evaluated in accordance with the test procedures given in ANSI / TIA-603-E and has been in compliance with the applicable technical standards.

The test results in this report apply exclusively to the tested model / sample. Without written approval from Sporton International Inc. EMC & Wireless Communications Laboratory, the test report shall not be reproduced except in full.

Louis Wu

Approved by: Louis Wu

Sporton International Inc. EMC & Wireless Communications Laboratory

No. 52, Huaya 1st Rd., Guishan Dist., Taoyuan City 333, Taiwan (R.O.C.)



Table of Contents

History of this test report.....	3
Summary of Test Result.....	4
1 General Description	6
1.1 Product Feature of Equipment Under Test.....	6
1.2 Modification of EUT	7
1.3 Testing Location	8
1.4 Applicable Standards.....	9
2 Test Configuration of Equipment Under Test	10
2.1 Test Mode.....	10
2.2 Connection Diagram of Test System.....	11
2.3 Support Unit used in test configuration and system	11
2.4 Measurement Results Explanation Example.....	11
2.5 Frequency List of Low/Middle/High Channels	12
3 Conducted Test Items.....	22
3.1 Measuring Instruments	22
3.2 Conducted Output Power and ERP/EIRP	23
3.3 Peak-to-Average Ratio	24
3.4 Occupied Bandwidth.....	25
3.5 Conducted Band Edge	26
3.6 Emission Mask.....	28
3.7 Conducted Spurious Emission	30
3.8 Frequency Stability	31
4 Radiated Test Items	32
4.1 Measuring Instruments	32
4.2 Radiated Spurious Emission Measurement	34
5 List of Measuring Equipment.....	36
6 Measurement Uncertainty	37
Appendix A. Test Results of Conducted Test	
Appendix B. Test Results of Radiated Test	
Appendix C. Test Setup Photographs	



Summary of Test Result

Report Clause	Ref Std. Clause	Test Items	Result (PASS/FAIL)	Remark
3.2	§2.1046	Conducted Output Power	Reporting only	-
	§22.913 (a)(5) §90.635	Effective Radiated Power (Band 5) (Band 26)	Pass	
	§27.50 (b)(10) §27.50 (c)(10)	Effective Radiated Power (Band 12) (Band 13) (Band 71)		
	§24.232 (c) §27.50 (h)(2)	Equivalent Isotropic Radiated Power (Band 2) (Band 25) (Band 7) (Band 38) (Band 41)		
	§27.50 (d)(4)	Equivalent Isotropic Radiated Power (Band 4) (Band 66)		
	§90.542 (a)(7)	Effective Radiated Power (Band 14)		
3.3	§24.232 (d) §27.50 (d)(5)	Peak-to-Average Ratio	Pass	-
3.4	§2.1049	Occupied Bandwidth	Reporting only	-
3.5	§2.1051 §22.917 (a) §24.238 (a) §27.53 (c)(2)(4) §27.53 (g) §27.53 (h)	Conducted Band Edge Measurement (Band 2) (Band 4) (Band 5) (Band 12) (Band 13) (Band 25) (Band 26) (Band 66) (Band 71)	Pass	-
	§2.1051 §27.53 (m)(4)	Conducted Band Edge Measurement (Band 7) (Band 38) (Band 41)		
	§2.1051 §90.543 (e)(2)	Conducted Band Edge Measurement (Band 14)		
3.6	§2.1051 §90.210 (n)	Emission Mask (Band 14)	Pass	-
	§2.1051 §90.691	Emission masks (Band 26)		



Report Clause	Ref Std. Clause	Test Items	Result (PASS/FAIL)	Remark
3.7	§2.1051 §22.917 (a) §24.238 (a) §27.53 (c)(2) §27.53 (g) §27.53 (h) §90.691	Conducted Spurious Emission (Band 2) (Band 4) (Band 5) (Band 12) (Band 13) (Band 25) (Band 26) (Band 66) (Band 71)	Pass	-
	§2.1051 §27.53 (m)(4)	Conducted Spurious Emission (Band 7) (Band 38) (Band 41)		
	§2.1051 §90.543 (e)(3)	Conducted Spurious Emission (Band 14)		
3.8	§2.1055 §22.355 §24.235 §27.54 §90.539 (e) §90.213	Frequency Stability Temperature & Voltage	Pass	-
4.2	§2.1053 §22.917 (a) §24.238 (a) §27.53 (c)(2) §27.53 (f) §27.53 (g) §27.53 (h) §90.691	Radiated Spurious Emission (Band 2) (Band 4) (Band 5) (Band 12) (Band 13) (Band 25) (Band 26) (Band 66) (Band 71)	Pass	21.59 dB under the limit at 12855.00 MHz
	§2.1053 §27.53 (m)(4)	Radiated Spurious Emission (Band 7) (Band 38) (Band 41)		
	§2.1053 §90.543 (e)(3) §90.543 (f)	Radiated Spurious Emission (Band 14)		

Conformity Assessment Condition:

- The test results (PASS/FAIL) with all measurement uncertainty excluded are presented against the regulation limits or in accordance with the requirements stipulated by the applicant/manufacturer who shall bear all the risks of non-compliance that may potentially occur if measurement uncertainty is taken into account.
- The measurement uncertainty please refer to each test result in the section "Measurement Uncertainty".

Disclaimer:

The product specifications of the EUT presented in the test report that may affect the test assessments are declared by the manufacturer who shall take full responsibility for the authenticity.

Reviewed by: Keven Cheng

Report Producer: Clio Lo



1 General Description

1.1 Product Feature of Equipment Under Test

Product Feature	
General Specs	
WCDMA/LTE, and GNSS.	

	Band	Brand name	Model name	Antenna Type	RF Exposure Max Antenna Gain(dBi)
LTE	2	Hongbo	4	Monopole	8
	4	Hongbo	4	Monopole	5
	5	Hongbo	3	Monopole	5.5
	7	Hongbo	7	PIFA	8.5
	12	Hongbo	3	PIFA	5
	13	Hongbo	2	Monopole	5
	14	Hongbo	2	Monopole	5
	25	Hongbo	4	Monopole	8
	26	Hongbo	3	Monopole	5.5
	38	Hongbo	7	PIFA	8.5
	41	Hongbo	7	Monopole	8.5
	66	Hongbo	4	Monopole	5
71	Hongbo	5	Monopole	4.5	

Support band and evaluated information	
Supported band	B2, B4, B5, B7, B12, B13, B14, B25, B26,B38, B41, B66, B71,B5B, B7C, B41C
Evaluated and Tested band	B7, B12, B13, B14, B25, B26,B38, B41, B66, B71,B5B, B7C, B41C
Band covered information	Wider operating frequency band range covers narrower one when the power is worse as follows: <ul style="list-style-type: none"> ■ B25 cover B2 (Part 24) ■ B26 cover B5 (Part 22) ■ B66 cover B4 (Part 27)



FDD/TDD band Power Class		
	PC3	PC2
B2	√	
B4	√	
B5/B5B	√	
B7 B7C	√	
B12	√	
B13	√	
B14	√	
B25	√	
B26	√	
B38	√	
B41/ B41C	√	
B66	√	
B71	√	

Remark: The EUT's information above is declared by manufacturer. Please refer to Disclaimer in report summary.

1.2 Modification of EUT

No modifications made to the EUT during the testing.



1.3 Testing Location

Test Site	Sporton International Inc. EMC & Wireless Communications Laboratory
Test Site Location	No.52, Huaya 1st Rd., Guishan Dist., Taoyuan City 333, Taiwan (R.O.C.) TEL: +886-3-327-3456 FAX: +886-3-328-4978
Test Site No.	Sporton Site No. TH03-HY
Test Engineer	Diego Huang
Temperature (°C)	22.2~23.7
Relative Humidity (%)	50.6~55.5

Test Site	Sporton International Inc. Wensan Laboratory
Test Site Location	No.58, Aly. 75, Ln. 564, Wenhua 3rd, Rd., Guishan Dist., Taoyuan City 333010, Taiwan (R.O.C.) TEL: +886-3-327-0868 FAX: +886-3-327-0855
Test Site No.	Sporton Site No. 03CH21-HY (TAF Code: 3786)
Test Engineer	Jack Cheng, Ray Lung and Sky Chang
Temperature (°C)	18~26
Relative Humidity (%)	50~70
Remark	The Radiated Spurious Emission test item subcontracted to Sporton International Inc. Wensan Laboratory.

Note: The test site complies with ANSI C63.4 2014 requirement.

FCC Designation No.: TW1190 and TW3786



1.4 Applicable Standards

According to the specifications of the manufacturer, the EUT must comply with the requirements of the following standards:

- ♦ ANSI C63.26-2015
- ♦ ANSI / TIA-603-E
- ♦ FCC 47 CFR Part 2, 22(H), 24(E), 27, Part 90(R), Part 90(S)
- ♦ FCC KDB 971168 D01 Power Meas. License Digital Systems v03r01
- ♦ FCC KDB 412172 D01 Determining ERP and EIRP v01r01
- ♦ FCC KDB 414788 D01 Radiated Test Site v01r01.

Remark:

1. All the test items were validated and recorded in accordance with the standards without any modification during the testing.
2. This EUT has also been tested and complied with the requirements of FCC Part 15, Subpart B, recorded in a separate test report.
3. The TAF code is not including all the FCC KDB listed without accreditation.



2 Test Configuration of Equipment Under Test

2.1 Test Mode

Antenna port conducted and radiated test items listed below are performed according to KDB 971168 D01 Power Meas. License Digital Systems v03r01 with maximum output power.

For radiated measurement, the measured emission level of the EUT was maximized by rotating the EUT on a turntable, adjusting the orientation of the EUT and EUT antenna in three orthogonal axis (X: flat, Y: portrait, Z: landscape), and adjusting the measurement antenna orientation, following C63.26 exploratory test procedures and only the worst case emissions were reported in this report..

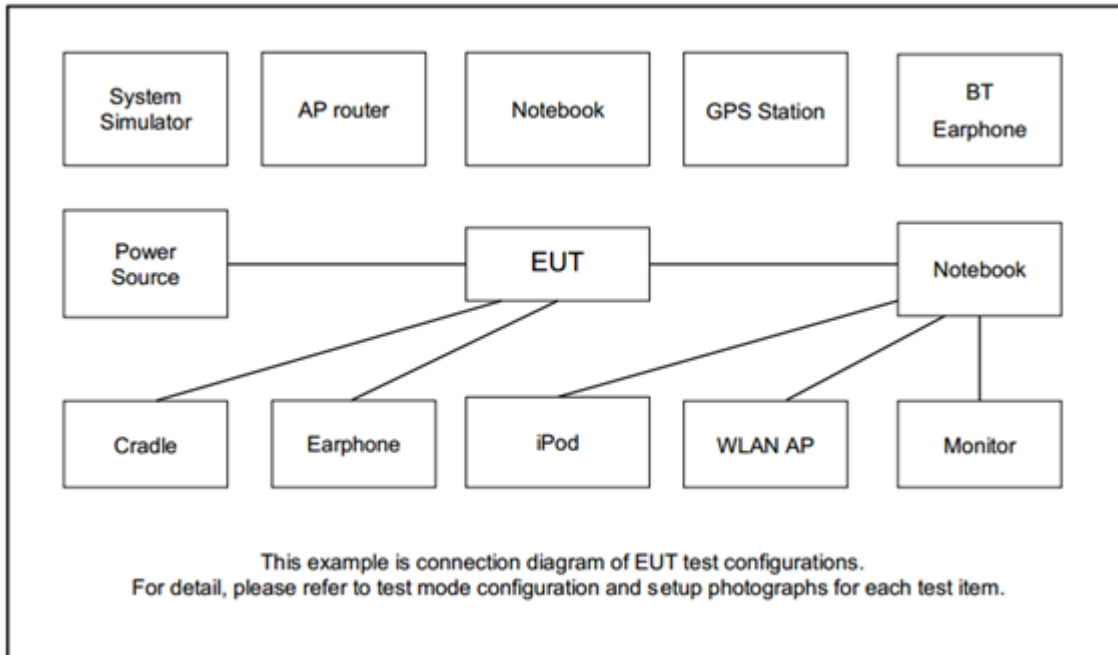
Modulation Type	Modulation
A	QPSK
B	16QAM
C	64QAM

Test Item	Modulation Type	Bandwidth	RB Size	Channel
Conducted Power	A, B, C	All	1, Half, Full	L, M, H
EIRP	A, B, C	All	1, Half, Full	L, M, H
PAR	A, B, C	Max	Full	M
Bandwidth	A, B, C	All	Full	M
CBE, Mask (Part 90)	A, B, C	All	1RB Full	L, H
CSE	A	All	1RB	L, M, H
Frequency Stability	A	10 MHz or less	Full	M
RSE	A	Max	1RB	L, M, H

Remark:

1. Evaluated all the transmitter signal and reporting worst-case configuration among all modulation types.
2. The device is investigated from 30MHz to 10 times of fundamental signal for radiated spurious emission test under different RB size/offset and modulations in exploratory test. Subsequently, only the worst-case emissions are reported.
3. One representative bandwidth is selected to perform PAR.

2.2 Connection Diagram of Test System



2.3 Support Unit used in test configuration and system

Item	Equipment	Brand Name	Model No.	FCC ID	Data Cable	Power Cord
1.	System Simulator	Anritsu	MT8821C	N/A	N/A	Unshielded, 1.8 m

2.4 Measurement Results Explanation Example

For all conducted test items:

The offset level is set in the spectrum analyzer to compensate the RF cable loss and attenuator factor between EUT conducted output port and spectrum analyzer. With the offset compensation, the spectrum analyzer reading level is exactly the EUT RF output level.

The spectrum analyzer offset is derived from RF cable loss and attenuator factor.

Offset = RF cable loss + attenuator factor.

Following shows an offset computation example with cable loss 4.2 dB and 10dB attenuator.

Example :

Offset(dB) = RF cable loss(dB) + attenuator factor(dB).

$$= 4.2 + 10 = 14.2 \text{ (dB)}$$



2.5 Frequency List of Low/Middle/High Channels

LTE Band 2 Channel and Frequency List				
BW [MHz]	Channel/Frequency(MHz)	Lowest	Middle	Highest
20	Channel	18700	18900	19100
	Frequency	1860	1880	1900
15	Channel	18675	18900	19125
	Frequency	1857.5	1880	1902.5
10	Channel	18650	18900	19150
	Frequency	1855	1880	1905
5	Channel	18625	18900	19175
	Frequency	1852.5	1880	1907.5
3	Channel	18615	18900	19185
	Frequency	1851.5	1880	1908.5
1.4	Channel	18607	18900	19193
	Frequency	1850.7	1880	1909.3

LTE Band 4 Channel and Frequency List				
BW [MHz]	Channel/Frequency(MHz)	Lowest	Middle	Highest
20	Channel	20050	20175	20300
	Frequency	1720	1732.5	1745
15	Channel	20025	20175	20325
	Frequency	1717.5	1732.5	1747.5
10	Channel	20000	20175	20350
	Frequency	1715	1732.5	1750
5	Channel	19975	20175	20375
	Frequency	1712.5	1732.5	1752.5
3	Channel	19965	20175	20385
	Frequency	1711.5	1732.5	1753.5
1.4	Channel	19957	20175	20393
	Frequency	1710.7	1732.5	1754.3



LTE Band 5 Channel and Frequency List				
BW [MHz]	Channel/Frequency(MHz)	Lowest	Middle	Highest
10	Channel	20450	20525	20600
	Frequency	829	836.5	844
5	Channel	20425	20525	20625
	Frequency	826.5	836.5	846.5
3	Channel	20415	20525	20635
	Frequency	825.5	836.5	847.5
1.4	Channel	20407	20525	20643
	Frequency	824.7	836.5	848.3

LTE Band 7 Channel and Frequency List				
BW [MHz]	Channel/Frequency(MHz)	Lowest	Middle	Highest
20	Channel	20850	21100	21350
	Frequency	2510	2535	2560
15	Channel	20825	21100	21375
	Frequency	2507.5	2535	2562.5
10	Channel	20800	21100	21400
	Frequency	2505	2535	2565
5	Channel	20775	21100	21425
	Frequency	2502.5	2535	2567.5

LTE Band 12 Channel and Frequency List				
BW [MHz]	Channel/Frequency(MHz)	Lowest	Middle	Highest
10	Channel	23060	23095	23130
	Frequency	704	707.5	711
5	Channel	23035	23095	23155
	Frequency	701.5	707.5	713.5
3	Channel	23025	23095	23165
	Frequency	700.5	707.5	714.5
1.4	Channel	23017	23095	23173
	Frequency	699.7	707.5	715.3



LTE Band 13 Channel and Frequency List				
BW [MHz]	Channel/Frequency(MHz)	Lowest	Middle	Highest
10	Channel	-	23230	-
	Frequency	-	782	-
5	Channel	23205	23230	23255
	Frequency	779.5	782	784.5

LTE Band 14 Channel and Frequency List				
BW [MHz]	Channel/Frequency(MHz)	Lowest	Middle	Highest
10	Channel	-	23330	-
	Frequency	-	793	-
5	Channel	23305	23330	23355
	Frequency	790.5	793	795.5

LTE Band 25 Channel and Frequency List				
BW [MHz]	Channel/Frequency(MHz)	Lowest	Middle	Highest
20	Channel	26140	26340	26590
	Frequency	1860	1880	1905
15	Channel	26115	26340	26615
	Frequency	1857.5	1880	1907.5
10	Channel	26090	26340	26640
	Frequency	1855	1880	1910
5	Channel	26065	26340	26665
	Frequency	1852.5	1880	1912.5
3	Channel	26055	26340	26675
	Frequency	1851.5	1880	1913.5
1.4	Channel	26047	26340	26683
	Frequency	1850.7	1880	1914.3



LTE Band 26 Channel and Frequency List (Part22H)				
BW [MHz]	Channel/Frequency(MHz)	Lowest	Middle	Highest
15	Channel	26865	26915	26965
	Frequency	831.5	836.5	841.5
10	Channel	26840	26915	26990
	Frequency	829.0	836.5	844.0
5	Channel	26815	26915	27015
	Frequency	826.5	836.5	846.5
3	Channel	26805	26915	27025
	Frequency	825.5	836.5	847.5
1.4	Channel	26797	26915	27033
	Frequency	824.7	836.5	848.3

LTE Band 26 Channel and Frequency List (Part90 S)				
BW [MHz]	Channel/Frequency(MHz)	Lowest	Middle	Highest
10	Channel	-	26740	-
	Frequency	-	819	-
5	Channel	26715	26740	26765
	Frequency	816.5	819	821.5
3	Channel	26705	26740	26775
	Frequency	815.5	819	822.5
1.4	Channel	26697	26740	26783
	Frequency	814.7	819	823.3

LTE Band 26 Channel and Frequency List (Part90 S)				
BW [MHz]	Channel/Frequency(MHz)	cross-rule channels		
15	Channel	26765	26790	-
	Frequency	821.5	824	-
10	Channel	-	26790	-
	Frequency	-	824	-
5	Channel	-	26790	-
	Frequency	-	824	-
3	Channel	-	26790	-
	Frequency	-	824	-
1.4	Channel	-	26790	-
	Frequency	-	824	-



LTE Band 38 Channel and Frequency List				
BW [MHz]	Channel/Frequency(MHz)	Lowest	Middle	Highest
20	Channel	37850	38000	38150
	Frequency	2580.0	2595.0	2610.0
15	Channel	37825	38000	38175
	Frequency	2577.5	2595.0	2612.5
10	Channel	37800	38000	38200
	Frequency	2575.0	2595.0	2615.0
5	Channel	37775	38000	38225
	Frequency	2572.5	2595.0	2617.5

LTE Band 41 Channel and Frequency List				
BW [MHz]	Channel/Frequency(MHz)	Lowest	Middle	Highest
20	Channel	39750	40620	41490
	Frequency	2506.0	2593.0	2680.0
15	Channel	39725	40620	41515
	Frequency	2503.5	2593.0	2682.5
10	Channel	39700	40620	41540
	Frequency	2501.0	2593.0	2685.0
5	Channel	39675	40620	41565
	Frequency	2498.5	2593.0	2687.5



LTE Band 66 Channel and Frequency List				
BW [MHz]	Channel/Frequency(MHz)	Lowest	Middle	Highest
20	Channel	132072	132322	132572
	Frequency	1720	1745	1770
15	Channel	132047	132322	132597
	Frequency	1717.5	1745	1772.5
10	Channel	132022	132322	132622
	Frequency	1715	1745	1775
5	Channel	131997	132322	132647
	Frequency	1712.5	1745	1777.5
3	Channel	131987	132322	132657
	Frequency	1711.5	1745	1778.5
1.4	Channel	131979	132322	132665
	Frequency	1710.7	1745	1779.3

LTE Band 71 Channel and Frequency List				
BW [MHz]	Channel/Frequency(MHz)	Lowest	Middle	Highest
20	Channel	133222	133297	133372
	Frequency	673.0	680.5	688.0
15	Channel	133197	133297	133397
	Frequency	670.5	680.5	690.5
10	Channel	133172	133297	133422
	Frequency	668.0	680.5	693.0
5	Channel	133147	133297	133447
	Frequency	665.5	680.5	695.5



LTE Band 5B Channel and Frequency List_CA					
BW [MHz]	Channel/Frequency(MHz)		Lowest	Middle	Highest
5 + 10	PCC	Channel	20428	20478	20528
		Frequency	826.8	831.8	836.8
	SCC	Channel	20500	20550	20600
		Frequency	834.0	839.0	844.0
10 + 5	PCC	Channel	20450	20500	20550
		Frequency	829.0	834.0	839.0
	SCC	Channel	20522	20572	20622
		Frequency	836.2	841.2	846.2
10 + 10	PCC	Channel	20450	20476	20501
		Frequency	829.0	831.6	834.1
	SCC	Channel	20549	20575	20600
		Frequency	838.9	841.5	844.0



LTE Band 7C Channel and Frequency List_CA					
BW [MHz]	Channel/Frequency(MHz)		Lowest	Middle	Highest
20 + 20	PCC	Channel	20850	21001	21152
		Frequency	2510.0	2525.1	2540.2
	SCC	Channel	21048	21199	21350
		Frequency	2529.8	2544.9	2560.0
20 + 15	PCC	Channel	20850	21026	21201
		Frequency	2510.0	2527.6	2545.1
	SCC	Channel	21021	21197	21372
		Frequency	2527.1	2544.7	2562.2
15 + 20	PCC	Channel	20828	21003	21179
		Frequency	2507.8	2525.3	2542.9
	SCC	Channel	20999	21174	21350
		Frequency	2524.9	2542.4	2560.0
20 + 10	PCC	Channel	20850	21051	21251
		Frequency	2510.0	2530.1	2550.1
	SCC	Channel	20994	21195	21395
		Frequency	2524.4	2544.5	2564.5
10 + 20	PCC	Channel	20805	21006	21206
		Frequency	2505.5	2525.6	2545.6
	SCC	Channel	20949	21150	21350
		Frequency	2519.9	2540.0	2560.0
15 + 15	PCC	Channel	20825	21025	21225
		Frequency	2507.5	2527.5	2547.5
	SCC	Channel	20975	21175	21375
		Frequency	2522.5	2542.5	2562.5
15 + 10	PCC	Channel	20825	21051	21277
		Frequency	2507.5	2530.1	2552.7
	SCC	Channel	20945	21171	21397
		Frequency	2519.5	2542.1	2564.7



LTE Band 41C Channel and Frequency List_CA					
BW [MHz]	Channel/Frequency(MHz)		Lowest	Middle	Highest
20 + 20	PCC	Channel	39750	40521	41292
		Frequency	2506.0	2583.1	2660.2
	SCC	Channel	39948	40719	41490
		Frequency	2525.8	2602.9	2680.0
20 + 15	PCC	Channel	39750	40546	41341
		Frequency	2506.0	2585.6	2665.1
	SCC	Channel	39921	40717	41512
		Frequency	2523.1	2602.7	2682.2
15 + 20	PCC	Channel	39728	40523	41319
		Frequency	2503.8	2593.3	2662.9
	SCC	Channel	39899	40694	41490
		Frequency	2520.9	2600.4	2680.0
20 + 10	PCC	Channel	39750	40571	41391
		Frequency	2506.0	2588.1	2670.1
	SCC	Channel	39894	40715	41535
		Frequency	2520.4	2602.5	2684.5
10 + 20	PCC	Channel	39705	40526	41346
		Frequency	2501.5	2583.6	2665.6
	SCC	Channel	39849	40670	41490
		Frequency	2515.9	2598.0	2680.0



LTE Band 41C Channel and Frequency List_CA					
20 + 5	PCC	Channel	39750	40595	41440
		Frequency	2506.0	2590.5	2675.0
	SCC	Channel	39867	40712	41557
		Frequency	2517.7	2602.2	2686.7
5 + 20	PCC	Channel	39683	40528	41373
		Frequency	2499.3	2583.8	2668.3
	SCC	Channel	39800	40645	41490
		Frequency	2511.0	2595.5	2680.0
15 + 15	PCC	Channel	39725	40545	41365
		Frequency	2503.5	2585.5	2667.5
	SCC	Channel	39875	40695	41515
		Frequency	2518.5	2600.5	2682.5
10 + 15	PCC	Channel	39703	40549	41395
		Frequency	2501.3	2585.9	2670.5
	SCC	Channel	39823	40669	41515
		Frequency	2513.3	2597.9	2682.5
15 + 10	PCC	Channel	39725	40571	41417
		Frequency	2503.5	2588.1	2672.7
	SCC	Channel	39845	40691	41537
		Frequency	2515.5	2600.1	2684.7


3 Conducted Test Items

3.1 Measuring Instruments

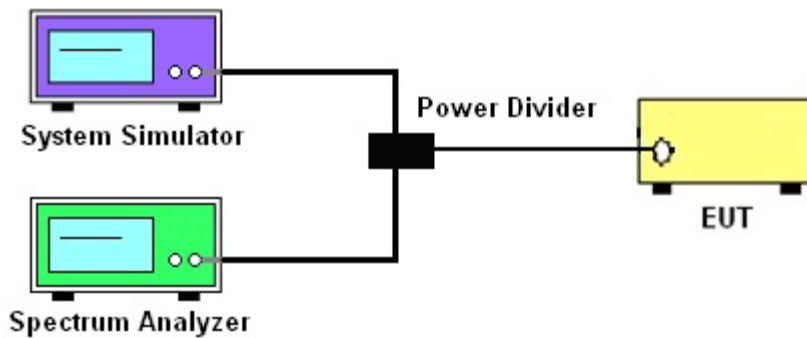
See list of measuring instruments of this test report.

3.1.1 Test Setup

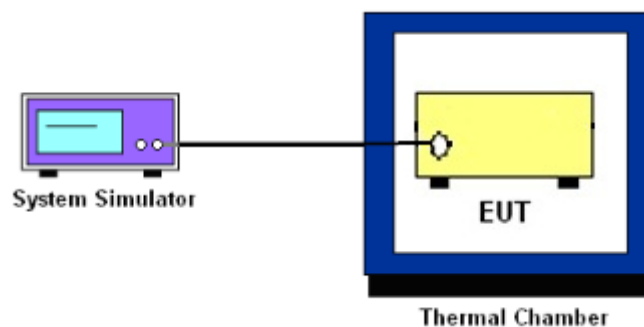
3.1.2 Conducted Output Power



3.1.3 Peak-to-Average Ratio, Occupied Bandwidth ,Conducted Band-Edge, Emission Mask and Conducted Spurious Emission



3.1.4 Frequency Stability



3.1.5 Test Result of Conducted Test

Please refer to Appendix A.



3.2 Conducted Output Power and ERP/EIRP

3.2.1 Description of the Conducted Output Power Measurement and ERP/EIRP Measurement

A system simulator was used to establish communication with the EUT. Its parameters were set to force the EUT transmitting at maximum output power. The measured power in the radio frequency on the transmitter output terminals shall be reported.

The ERP of mobile transmitters must not exceed 7 Watts for LTE Band 5, Band 26 (Part 22H)

The output power of mobile transmitters must not exceed 100 Watts for LTE Band 26 (Part 90S)

The ERP of mobile transmitters must not exceed 3 Watts for LTE Band 12, Band 13, Band 14, Band 71

The EIRP of mobile transmitters must not exceed 2 Watts for LTE Band 2, Band 25, Band 7, Band 38, Band 41

The EIRP of mobile transmitters must not exceed 1 Watts for LTE Band 4, Band 66

According to KDB 412172 D01 Power Approach,

$EIRP = P_T + G_T - L_C$, $ERP = EIRP - 2.15$, where

P_T = transmitter output power in dBm

G_T = gain of the transmitting antenna in dBi

L_C = signal attenuation in the connecting cable between the transmitter and antenna in dB

3.2.2 Test Procedures

1. The transmitter output port was connected to the system simulator.
2. Set EUT at maximum power through the system simulator.
3. Select lowest, middle, and highest channels for each band and different modulation.
4. Measure and record the power level from the system simulator.



3.3 Peak-to-Average Ratio

3.3.1 Description of the PAR Measurement

Power Complementary Cumulative Distribution Function (CCDF) curves provide a means for characterizing the power peaks of a digitally modulated signal on a statistical basis. A CCDF curve depicts the probability of the peak signal amplitude exceeding the average power level. Most contemporary measurement instrumentation include the capability to produce CCDF curves for an input signal provided that the instrument's resolution bandwidth can be set wide enough to accommodate the entire input signal bandwidth. In measuring transmissions in this band using an average power technique, the peak-to-average ratio (PAR) of the transmission may not exceed 13 dB.

3.3.2 Test Procedures

The testing follows ANSI C63.26-2015 Section 5.2.6

1. The EUT was connected to spectrum and system simulator via a power divider.
2. Set the CCDF (Complementary Cumulative Distribution Function) option in spectrum analyzer.
3. The highest RF powers were measured and recorded the maximum PAPR level associated with a probability of 0.1 %.
4. Record the deviation as Peak to Average Ratio.



3.4 Occupied Bandwidth

3.4.1 Description of Occupied Bandwidth Measurement

The occupied bandwidth is the width of a frequency band such that, below the lower and above the upper frequency limits, the mean powers emitted are each equal to a specified percentage 0.5% of the total mean transmitted power.

The 26 dB emission bandwidth is defined as the frequency range between two points, one above and one below the carrier frequency, at which the spectral density of the emission is attenuated 26 dB below the maximum in-band spectral density of the modulated signal. Spectral density (power per unit bandwidth) is to be measured with a detector of resolution bandwidth equal to approximately 1.0% of the emission bandwidth.

3.4.2 Test Procedures

The testing follows ANSI C63.26-2015 Section 5.4.3 (26dB) and Section 5.4.4 (99OB)

1. The EUT was connected to spectrum analyzer and system simulator via a power divider.
2. The spectrum analyzer center frequency is set to the nominal EUT channel center frequency. The span range for the spectrum analyzer shall be between two and five times the anticipated OBW.
3. The nominal resolution bandwidth (RBW) shall be in the range of 1 to 5 % of the anticipated OBW, and the VBW shall be at least 3 times the RBW.
4. Set the detection mode to peak, and the trace mode to max hold.
5. Determine the reference value: Set the EUT to transmit a modulated signal. Allow the trace to stabilize. Set the spectrum analyzer marker to the highest level of the displayed trace.
(this is the reference value)
6. Determine the “-26 dB down amplitude” as equal to (Reference Value – X).
7. Place two markers, one at the lowest and the other at the highest frequency of the envelope of the spectral display such that each marker is at or slightly below the “-X dB down amplitude” determined in step 6. If a marker is below this “-X dB down amplitude” value it shall be placed as close as possible to this value. The OBW is the positive frequency difference between the two markers.
8. Use the 99 % power bandwidth function of the spectrum analyzer and report the measured bandwidth.



3.5 Conducted Band Edge

3.5.1 Description of Conducted Band Edge Measurement

22.917(a)

For operations in the 824 – 849 MHz band, the FCC limit is $43 + 10\log_{10}(P[\text{Watts}])$ dB below the transmitter power $P(\text{Watts})$ in a 100kHz bandwidth. However, in the 1MHz bands immediately outside and adjacent to the licensee's frequency block, a resolution bandwidth of at least one percent of the emission bandwidth of the fundamental emission of the transmitter may be employed.

24.238 (a)

For operations in the 1850-1910 and 1930-1990 MHz band, the FCC limit is $43 + 10\log_{10}(P[\text{Watts}])$ dB below the transmitter power $P(\text{Watts})$ in a 1MHz bandwidth. However, in the 1 MHz bands immediately outside and adjacent to the frequency block a resolution bandwidth of at least one percent of the emission bandwidth of the fundamental emission of the transmitter may be employed.

27.53 (c)

For operations in the 776-788 MHz band, the FCC limit is $43 + 10\log_{10}(P[\text{Watts}])$ dB below the transmitter power $P(\text{Watts})$ in a 100 kHz bandwidth. However, in the 100 kHz bands immediately outside and adjacent to the frequency block, a resolution bandwidth of at least 30 kHz may be employed. In addition, the power of any unwanted emissions in any 6.25 kHz bandwidth for all frequencies between 763-775 MHz and 793-806 MHz shall be attenuated below the transmitter power, P (dBW), by at least $65 + 10 \log_{10} p(\text{watts})$, dB, for mobile and portable equipment.

27.53 (g)

For operations in the 600MHz band and 698-746 MHz band, the FCC limit is $43 + 10\log_{10}(P[\text{Watts}])$ dB below the transmitter power $P(\text{Watts})$ in a 100 kHz bandwidth. However, in the 100 kilohertz bands immediately outside and adjacent to a licensee's frequency block, a resolution bandwidth of at least 30 kHz may be employed.

27.53 (h)

For operations in the 1710 – 1755 MHz band, 1755-1780 MHz, the FCC limit is $43 + 10\log_{10}(P[\text{Watts}])$ dB below the transmitter power $P(\text{Watts})$ in a 1 MHz bandwidth. However, in the 1MHz bands immediately outside and adjacent to the licensee's frequency block, a resolution bandwidth of at least one percent of the emission bandwidth of the fundamental emission of the transmitter may be employed.

**27.53(m)(4)**

For mobile digital stations, the attenuation factor shall be not less than $40 + 10 \log (P)$ dB on all frequencies between the channel edge and 5 megahertz from the channel edge, $43 + 10 \log (P)$ dB on all frequencies between 5 megahertz and X megahertz from the channel edge, and $55 + 10 \log (P)$ dB on all frequencies more than X megahertz from the channel edge, where X is the greater of 6 megahertz or the actual emission bandwidth as defined in paragraph (m)(6) of this section. In addition, the attenuation factor shall not be less that $43 + 10 \log (P)$ dB on all frequencies between 2490.5 MHz and 2496 MHz and $55 + 10 \log (P)$ dB at or below 2490.5 MHz. Mobile Satellite Service licensees operating on frequencies below 2495 MHz may also submit a documented interference complaint against BRS licensees operating on channel BRS Channel 1 on the same terms and conditions as adjacent channel BRS or EBS licensees.

90.543(e)

- (1) On all frequencies between 769-775 MHz and 799-805 MHz, by a factor not less than $76 + 10 \log (P)$ dB in a 6.25 kHz band segment, for base and fixed stations.
- (2) On all frequencies between 769-775 MHz and 799-805 MHz, by a factor not less than $65 + 10 \log (P)$ dB in a 6.25 kHz band segment, for mobile and portable stations.
- (3) On any frequency between 775-788 MHz, above 805 MHz, and below 758 MHz, by at least $43 + 10 \log (P)$ dB.

3.5.2 Test Procedures

The testing follows FCC KDB 971168 D01 v03r01 Section 6.1.

1. The EUT was connected to spectrum analyzer and system simulator via a power divider.
2. The band edges of low and high channels for the highest RF powers were measured.
3. Set RBW $\geq 1\%$ EBW in the 1MHz band immediately outside and adjacent to the band edge.
4. Beyond the 1 MHz band from the band edge, RBW=1MHz was used.
5. Set spectrum analyzer with RMS detector.
6. The RF fundamental frequency should be excluded against the limit line in the operating frequency band.
7. Checked that all the results comply with the emission limit line.

The limit line is derived from $43 + 10\log(P)$ dB below the transmitter power P(Watts)

For LTE Band 7, 38, 41

The other 40 dB, and 55 dB have additionally applied same calculation above.



3.6 Emission Mask

3.6.1 Description of Emissions Mask Measurement

For LTE Band 14

Transmitters designed must meet the emission mask comply with the emission mask provisions of FCC Part 90.210(n).

For LTE Band 26

Equipment used in this licensed to EA or non-EA systems shall comply with the emission mask provisions of FCC Part 90.691

(a) Out-of-band emission requirement shall apply only to the "outer" channels included in an EA license and to spectrum adjacent to interior channels used by incumbent licensees. The emission limits are as follows:

(1) For any frequency removed from the EA licensee's frequency block by up to and including 37.5 kHz, the power of any emission shall be attenuated below the transmitter power (P) in watts by at least $116 \text{ Log}_{10}(f/6.1)$ decibels or $50 + 10 \text{ Log}_{10}(P)$ decibels or 80 decibels, whichever is the lesser attenuation, where f is the frequency removed from the center of the outer channel in the block in kilohertz and where f is greater than 12.5 kHz.

(2) For any frequency removed from the EA licensee's frequency block greater than 37.5 kHz, the power of any emission shall be attenuated below the transmitter power (P) in watts by at least $43 + 10 \text{ Log}_{10}(P)$ decibels or 80 decibels, whichever is the lesser attenuation, where f is the frequency removed from the center of the outer channel in the block in kilohertz and where f is greater than 37.5 kHz.



3.6.2 Test Procedures

For LTE Band 14

The testing follows FCC KDB 971168 D01 v03r01 Section 6.0.

1. The EUT was connected to spectrum analyzer and system simulator via a power divider.
2. The power of the modulated signal was measured on a spectrum analyzer using an RMS and 10 second sweep time in order to maximize the level.
3. The RF fundamental frequency should be excluded against the limit line in the operating frequency band.

For LTE Band 26

1. The EUT was connected to spectrum analyzer and base station via power divider.
2. The emissions mask of low and high channels for the highest RF powers were measured.
3. Set RBW and VBW 3 times of RBW to make the measurement with the spectrum analyzer's, and according to KDB 971168 D02 Misc Rev Approve License Devices v02r01 standards, set RBW = 300 Hz to make offsets less than 37.5 kHz from a channel edge , RBW = 100 kHz to make offsets greater than 37.5 kHz, that is allowed.
4. The test results were shown below plots with a correction offset factor including cable loss, insertion loss of power divider.



3.7 Conducted Spurious Emission

3.7.1 Description of Conducted Spurious Emission Measurement

The power of any emission outside of the authorized operating frequency ranges must be lower than the transmitter power (P) by a factor of at least $43 + 10 \log (P)$ dB.

For LTE Band 7, 38, 41

The power of any emission outside of the authorized operating frequency ranges must be lower than the transmitter power (P) by a factor of at least $55 + 10 \log (P)$ dB.

It is measured by means of a calibrated spectrum analyzer and scanned from 30 MHz up to a frequency including its 10th harmonic.

3.7.2 Test Procedures

The testing follows FCC KDB 971168 D01 v03r01 Section 6.1.

1. The EUT was connected to spectrum analyzer and system simulator via a power divider.
2. The RF output of EUT was connected to the spectrum analyzer by RF cable and attenuator. The path loss was compensated to the results for each measurement.
3. The conducted spurious emission for the whole frequency range was taken.
4. Make the measurement with the spectrum analyzer's RBW = 100 kHz if the authorized frequency band/block is at or below 1 GHz and 1 MHz if the authorized frequency band/block is above 1 GH, VBW = 3 * RBW.
5. Set spectrum analyzer with RMS detector.
6. Taking the record of maximum spurious emission.

The RF fundamental frequency should be excluded against the limit line in the operating frequency band.



3.8 Frequency Stability

3.8.1 Description of Frequency Stability Measurement

22.355

The frequency stability shall be measured by variation of ambient temperature and variation of primary supply voltage to ensure that the fundamental emission stays within the authorized frequency block. The frequency stability of the transmitter shall be maintained within $\pm 0.00025\%$ ($\pm 2.5\text{ppm}$) of the center frequency.

24.235 & 27.54

The frequency stability shall be sufficient to ensure that the fundamental emission stays within the authorized frequency block.

3.8.2 Test Procedures for Temperature Variation

The testing follows FCC KDB 971168 D01 v03r01 Section 9.0.

1. The EUT was set up in the thermal chamber and connected with the system simulator.
2. With power OFF, the temperature was decreased to -30°C and the EUT was stabilized before testing. Power was applied and the maximum change in frequency was recorded within one minute.
3. With power OFF, the temperature was raised in 10°C step up to 50°C . The EUT was stabilized at each step for at least half an hour. Power was applied and the maximum frequency change was recorded within one minute.

3.8.3 Test Procedures for Voltage Variation

The testing follows FCC KDB 971168 D01 v03r01 Section 9.0.

1. The EUT was placed in a temperature chamber at $20\pm 5^{\circ}\text{C}$ and connected with the system simulator.
2. The power supply voltage to the EUT was varied from 85% to 115% of the nominal value measured at the input to the EUT.
3. The variation in frequency was measured for the worst case.

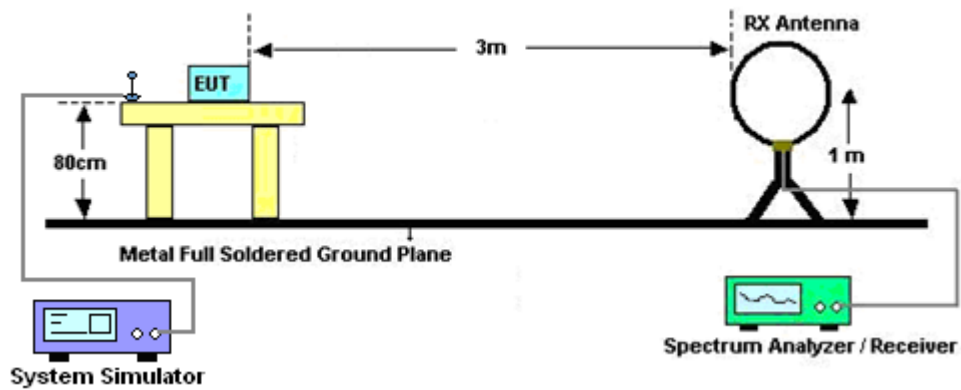
4 Radiated Test Items

4.1 Measuring Instruments

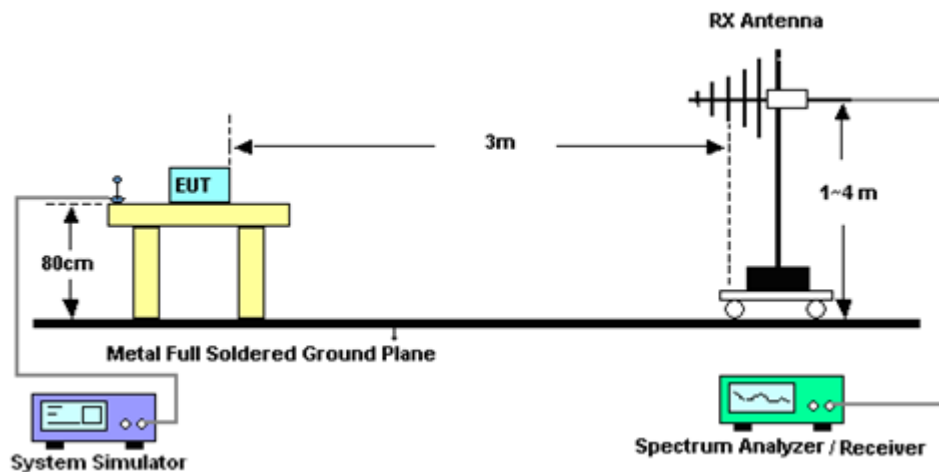
See list of measuring instruments of this test report.

4.1.1 Test Setup

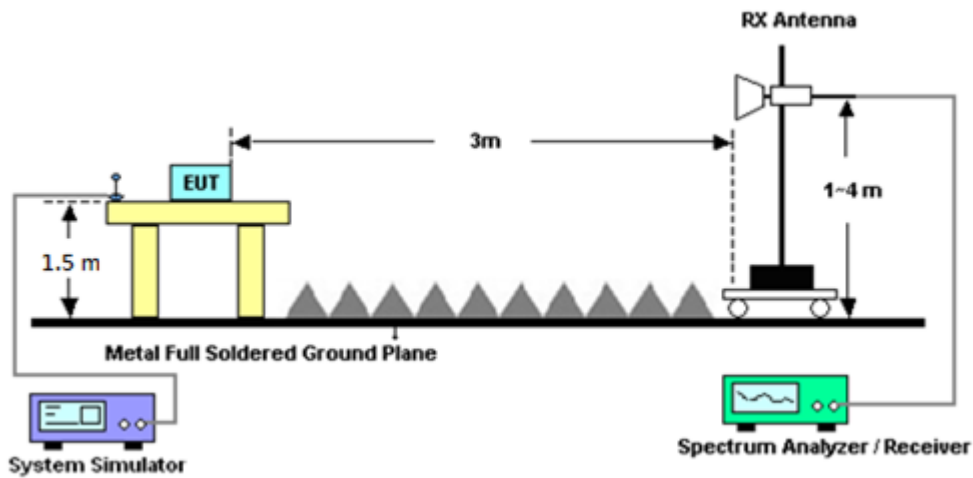
For radiated test below 30MHz



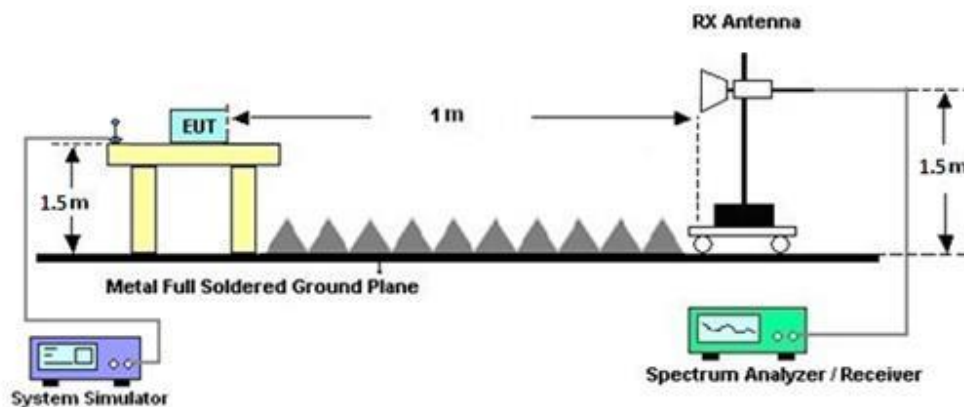
For radiated test from 30MHz to 1GHz



For radiated test from 1GHz to 18GHz



For radiated test above 18GHz



4.1.2 Test Result of Radiated Test

Please refer to Appendix B.

Note:

The low frequency, which started from 9 kHz to 30MHz, was pre-scanned and the result which was 20dB lower than the limit line was not reported.

There is adequate comparison measurement of both open-field test site and alternative test site - semi-Anechoic chamber according to 414788 D01 Radiated Test Site v01r01, and the result came out very similar.



4.2 Radiated Spurious Emission Measurement

4.2.1 Description of Radiated Spurious Emission Measurement

The radiated spurious emission was measured by substitution method according to ANSI / TIA-603-E. The power of any emission outside of the authorized operating frequency ranges must be attenuated below the transmitter power (P) by a factor of at least $43 + 10 \log (P)$ dB.

For LTE Band 7, 38, 41

The power of any emission outside of the authorized operating frequency ranges must be attenuated below the transmitter power (P) by a factor of at least $55 + 10 \log (P)$ dB.

For LTE Band 13

For operations in the 746-758 MHz, 775-788 MHz, and 805-806 MHz bands, emissions in the band 1559-1610 MHz shall be limited to -70 dBW/MHz equivalent isotropically radiated power (EIRP) for wideband signals, and -80 dBW EIRP for discrete emissions of less than 700 Hz bandwidth.

For LTE Band 14

For operations in the 758-775 MHz and 788-805 MHz bands, all emissions including harmonics in the band 1559–1610 MHz shall be limited to -70 dBW/MHz equivalent isotropically radiated power (EIRP) for wideband signals, and -80 dBW EIRP for discrete emissions of less than 700 Hz bandwidth. For the purpose of equipment authorization, a transmitter shall be tested with an antenna that is representative of the type that will be used with the equipment in normal operation.

The spectrum is scanned from 30 MHz up to a frequency including its 10th harmonic.



4.2.2 Test Procedures

The testing follows FCC KDB 971168 D01 v03r01 Section 7 and ANSI C63.26-2015 section 5.5.4 Radiated measurement using the field strength method.

1. The EUT was placed on a turntable with 0.8 meter for frequency below 1GHz and 1.5 meter for frequency above 1GHz respectively above ground.
2. The EUT was set 3 meters from the receiving antenna, which was mounted on the antenna tower.
3. The table was rotated 360 degrees to determine the position of the highest spurious emission.
4. The height of the receiving antenna is varied between one meter and four meters to search the maximum spurious emission for both horizontal and vertical polarizations.
5. Make the measurement with the spectrum analyzer's RBW = 1MHz, VBW = 3MHz, taking the record of maximum spurious emission.
6. To convert spectrum reading E(dBuV/m) to EIRP(dBm)
$$\text{EIRP(dBm)} = \text{Level (dBuV/m)} + 20\log(d) - 104.77,$$
where d is the distance at which field strength limit is specified in the rules
7. Field Strength Level (dBm) = Spectrum Reading (dBm) + Antenna Factor + Cable Loss + Read Level - Preamp Factor.
8. ERP (dBm) = EIRP (dBm) - 2.15
9. The RF fundamental frequency should be excluded against the limit line in the operating frequency band.



5 List of Measuring Equipment

Instrument	Brand Name	Model No.	Serial No.	Characteristics	Calibration Date	Test Date	Due Date	Remark
Radio Communication Analyzer	Anritsu	MT8821C	6262025353	LTE FDD/TDD LTE-2CC DLCA/ULCA	Oct. 03, 2023	Dec. 28, 2023~ Mar. 08, 2024	Oct. 04, 2024	Conducted (TH03-HY)
Spectrum Analyzer	Rohde & Schwarz	FSV40	101906	10Hz~40GHz	Jul. 25, 2023	Dec. 28, 2023~ Mar. 08, 2024	Jul. 24, 2024	Conducted (TH03-HY)
Thermal Chamber	ESPEC	SU-241	92003713	-30℃ ~95℃	May 17, 2023	Dec. 28, 2023~ Mar. 08, 2024	May 16, 2024	Conducted (TH03-HY)
DC Power Supply	GW Instek	GPP-2323	GES906037	0V~64V : 0A~6A	Nov. 28, 2023	Dec. 28, 2023~ Mar. 08, 2024	Nov. 27, 2024	Conducted (TH03-HY)
Coupler	Warison	20dB 25W SMA Directional Coupler	#A	1-18GHz	Jan. 03, 2023	Dec. 28, 2023~ Jan. 01, 2024	Jan. 02, 2024	Conducted (TH03-HY)
Coupler	Warison	20dB 25W SMA Directional Coupler	#A	1-18GHz	Jan. 02, 2024	Jan. 02, 2024~ Mar. 08, 2024	Jan. 01, 2025	Conducted (TH03-HY)
LOOP Antenna	Rohde & Schwarz	HFH2-Z2	100488	9 kHz~30 MHz	Sep. 12, 2023	Feb. 16, 2024~ Feb. 20, 2024	Sep. 11, 2024	Radiation (03CH21-HY)
Bilog Antenna	TESEQ	CBL 6111D&00802 N1D01N-06	55606 & 08	30MHz~1GHz	Oct. 15, 2023	Feb. 16, 2024~ Feb. 20, 2024	Oct. 14, 2024	Radiation (03CH21-HY)
Double Ridged Guide Horn Antenna	RFSPIN	DRH18-E	LE2C03A18E N	1GHz~18GHz	Jul. 12, 2023	Feb. 16, 2024~ Feb. 20, 2024	Jul. 11, 2024	Radiation (03CH21-HY)
SHF-EHF Horn Antenna	SCHWARZBECK	BBHA 9170	1223	18GHz~40GHz	Jul. 10, 2023	Feb. 16, 2024~ Feb. 20, 2024	Jul. 09, 2024	Radiation (03CH21-HY)
Amplifier	SONOMA	310N	421580	30MHz~1GHz	Jul. 15, 2023	Feb. 16, 2024~ Feb. 20, 2024	Jul. 14, 2024	Radiation (03CH21-HY)
Amplifier	EMEC	EM01G18GA	060876	1GHz~18GHz	Sep. 28, 2023	Feb. 16, 2024~ Feb. 20, 2024	Sep. 27, 2024	Radiation (03CH21-HY)
Preamplifier	EMEC	EM18G40G	060871	18GHz~40GHz	Aug. 30, 2023	Feb. 16, 2024~ Feb. 20, 2024	Aug. 29, 2024	Radiation (03CH21-HY)
Spectrum Analyzer	Keysight	N9010B	MY62170358	10Hz~44GHz	Aug. 28, 2023	Feb. 16, 2024~ Feb. 20, 2024	Aug. 27, 2024	Radiation (03CH21-HY)
RF Cable	HUBER + SUHNER	SUCOFLEX 102	804397/2,80 4612/2,8046 14/2	30MHz~40GHz	Oct. 24, 2023	Feb. 16, 2024~ Feb. 20, 2024	Oct. 23, 2024	Radiation (03CH21-HY)
Hygrometer	TECPEL	DTM-303A	TP211568	N/A	Nov. 30, 2023	Feb. 16, 2024~ Feb. 20, 2024	Nov. 29, 2024	Radiation (03CH21-HY)
Controller	EMEC	EM 1000	N/A	Control Turn table & Ant Mast	N/A	Feb. 16, 2024~ Feb. 20, 2024	N/A	Radiation (03CH21-HY)
Antenna Mast	EMEC	AM-BS-4500-B	N/A	1~4m	N/A	Feb. 16, 2024~ Feb. 20, 2024	N/A	Radiation (03CH21-HY)
Turn Table	EMEC	TT 2000	N/A	0~360 Degree	N/A	Feb. 16, 2024~ Feb. 20, 2024	N/A	Radiation (03CH21-HY)
Software	Audix	E3 6.2009-8-24	RK-001053	N/A	N/A	Feb. 16, 2024~ Feb. 20, 2024	N/A	Radiation (03CH21-HY)



6 Measurement Uncertainty

Uncertainty of Radiated Emission Measurement (30 MHz ~ 1000 MHz)

Measuring Uncertainty for a Level of Confidence of 95% ($U = 2Uc(y)$)	3.04 dB
---	---------

Uncertainty of Radiated Emission Measurement (1 GHz ~ 18 GHz)

Measuring Uncertainty for a Level of Confidence of 95% ($U = 2Uc(y)$)	3.33 dB
---	---------

Uncertainty of Radiated Emission Measurement (18 GHz ~ 40 GHz)

Measuring Uncertainty for a Level of Confidence of 95% ($U = 2Uc(y)$)	3.68 dB
---	---------



Appendix A. Test Results of Conducted Test

Conducted Output Power(Average power & ERP/EIRP)

LTE Band 2 Maximum Average Power [dBm] (GT - LC = 8 dB)								
BW [MHz]	RB Size	RB Offset	Mod	Lowest	Middle	Highest	EIRP (dBm)	EIRP (W)
20	1	0	QPSK	24.15	24.28	24.20	32.28	1.6904
20	1	49		23.92	23.76	23.71		
20	1	99		23.85	23.60	23.65		
20	50	0		23.01	23.08	22.85		
20	50	24		22.97	22.84	22.75		
20	50	50		22.97	22.79	22.75		
20	100	0		23.01	23.04	22.78		
20	1	0	16-QAM	23.27	23.20	23.35	31.35	1.3646
20	1	49		23.12	23.32	23.00		
20	1	99		23.34	23.09	23.15		
20	50	0		22.14	21.79	21.85		
20	50	24		22.00	21.91	21.72		
20	50	50		21.96	21.89	21.71		
20	100	0		22.01	21.83	21.83		
20	1	0	64-QAM	22.41	22.25	22.16	30.41	1.0990
20	1	49		22.03	22.00	22.00		
20	1	99		22.00	22.07	22.00		
20	50	0		21.04	20.91	20.86		
20	50	24		21.02	20.84	20.70		
20	50	50		20.98	20.84	20.74		
20	100	0		21.06	20.81	20.86		
Limit	EIRP < 2W			Result			Pass	



LTE Band 2 Maximum Average Power [dBm] (GT - LC = 8 dB)								
BW [MHz]	RB Size	RB Offset	Mod	Lowest	Middle	Highest	EIRP (dBm)	EIRP (W)
15	1	0	QPSK	24.02	23.92	23.84	32.02	1.5922
15	1	37		23.87	23.66	23.54		
15	1	74		23.76	23.48	23.49		
15	36	0		22.91	22.77	22.63		
15	36	20		22.92	22.73	22.48		
15	36	39		22.94	22.63	22.53		
15	75	0		23.00	22.75	22.56		
15	1	0	16-QAM	23.24	22.90	22.81	31.24	1.3305
15	1	37		22.98	22.90	22.69		
15	1	74		23.20	22.94	22.99		
15	36	0		22.14	21.85	21.80		
15	36	20		21.98	21.72	21.71		
15	36	39		21.90	21.65	21.65		
15	75	0		21.93	21.71	21.53		
15	1	0	64-QAM	22.26	22.05	21.98	30.26	1.0617
15	1	37		22.01	21.80	21.68		
15	1	74		21.94	21.66	21.54		
15	36	0		20.97	20.66	20.63		
15	36	20		21.00	20.76	20.55		
15	36	39		20.90	20.58	20.53		
15	75	0		20.88	20.83	20.61		
Limit	EIRP < 2W			Result			Pass	



LTE Band 2 Maximum Average Power [dBm] (GT - LC = 8 dB)								
BW [MHz]	RB Size	RB Offset	Mod	Lowest	Middle	Highest	EIRP (dBm)	EIRP (W)
10	1	0	QPSK	24.06	23.81	23.74	32.06	1.6069
10	1	25		23.76	23.64	23.43		
10	1	49		23.70	23.44	23.47		
10	25	0		22.86	22.64	22.55		
10	25	12		22.91	22.62	22.63		
10	25	25		22.83	22.76	22.64		
10	50	0		23.01	22.70	22.56		
10	1	0	16-QAM	23.16	23.00	22.95	31.26	1.3366
10	1	25		23.07	22.76	22.73		
10	1	49		23.26	23.04	23.00		
10	25	0		22.09	21.88	21.72		
10	25	12		21.96	21.70	21.57		
10	25	25		21.79	21.59	21.63		
10	50	0		21.89	21.78	21.65		
10	1	0	64-QAM	22.27	22.18	22.13	30.27	1.0641
10	1	25		21.93	21.78	21.62		
10	1	49		21.81	21.77	21.65		
10	25	0		20.91	20.73	20.60		
10	25	12		20.94	20.73	20.72		
10	25	25		20.86	20.73	20.62		
10	50	0		21.03	20.78	20.59		
Limit	EIRP < 2W			Result			Pass	



LTE Band 2 Maximum Average Power [dBm] (GT - LC = 8 dB)								
BW [MHz]	RB Size	RB Offset	Mod	Lowest	Middle	Highest	EIRP (dBm)	EIRP (W)
5	1	0	QPSK	24.00	23.85	23.85	32.00	1.5849
5	1	12		23.77	23.61	23.47		
5	1	24		23.80	23.47	23.45		
5	12	0		22.92	22.78	22.68		
5	12	7		22.88	22.63	22.56		
5	12	13		22.93	22.57	22.48		
5	25	0		22.85	22.66	22.68		
5	1	0	16-QAM	23.26	22.88	22.89	31.26	1.3366
5	1	12		22.94	22.73	22.63		
5	1	24		23.21	22.99	23.04		
5	12	0		21.99	21.88	21.70		
5	12	7		21.94	21.78	21.53		
5	12	13		21.79	21.55	21.48		
5	25	0		21.99	21.75	21.66		
5	1	0	64-QAM	22.36	22.03	22.12	30.36	1.0864
5	1	12		21.90	21.80	21.75		
5	1	24		21.87	21.79	21.55		
5	12	0		21.03	20.81	20.63		
5	12	7		20.89	20.78	20.75		
5	12	13		20.95	20.73	20.53		
5	25	0		21.01	20.86	20.77		
Limit	EIRP < 2W			Result			Pass	



LTE Band 2 Maximum Average Power [dBm] (GT - LC = 8 dB)								
BW [MHz]	RB Size	RB Offset	Mod	Lowest	Middle	Highest	EIRP (dBm)	EIRP (W)
3	1	0	QPSK	24.03	23.82	23.71	32.03	1.5959
3	1	8		23.76	23.57	23.49		
3	1	14		23.79	23.60	23.50		
3	8	0		22.86	22.67	22.62		
3	8	4		22.91	22.68	22.55		
3	8	7		22.80	22.69	22.63		
3	15	0		22.97	22.79	22.72		
3	1	0	16-QAM	23.26	22.85	22.77	31.26	1.3366
3	1	8		23.09	22.78	22.71		
3	1	14		23.24	23.09	22.98		
3	8	0		22.05	21.87	21.76		
3	8	4		21.81	21.79	21.58		
3	8	7		21.94	21.72	21.59		
3	15	0		21.90	21.62	21.68		
3	1	0	64-QAM	22.22	22.04	22.02	30.22	1.0520
3	1	8		21.89	21.81	21.74		
3	1	14		21.87	21.69	21.70		
3	8	0		20.99	20.71	20.59		
3	8	4		20.99	20.73	20.66		
3	8	7		20.85	20.77	20.53		
3	15	0		20.93	20.85	20.74		
Limit	EIRP < 2W			Result			Pass	



LTE Band 2 Maximum Average Power [dBm] (GT - LC = 8 dB)								
BW [MHz]	RB Size	RB Offset	Mod	Lowest	Middle	Highest	EIRP (dBm)	EIRP (W)
1.4	1	0	QPSK	23.93	23.78	23.36	32.02	1.5922
1.4	1	3		24.01	23.75	23.49		
1.4	1	5		24.02	23.78	23.37		
1.4	3	0		23.95	23.82	23.43		
1.4	3	1		23.98	23.80	23.54		
1.4	3	3		23.96	23.75	23.54		
1.4	6	0		23.00	22.76	22.41		
1.4	1	0	16-QAM	22.94	22.75	22.58	31.07	1.2794
1.4	1	3		22.99	22.92	22.53		
1.4	1	5		22.97	22.79	22.42		
1.4	3	0		22.87	22.77	22.62		
1.4	3	1		22.91	22.88	22.42		
1.4	3	3		23.07	22.91	22.41		
1.4	6	0		21.87	21.87	21.53		
1.4	1	0	64-QAM	22.04	22.20	21.86	30.20	1.0471
1.4	1	3		22.09	21.96	21.90		
1.4	1	5		21.98	22.14	21.78		
1.4	3	0		22.08	21.83	21.74		
1.4	3	1		22.12	22.12	21.58		
1.4	3	3		22.02	22.08	21.58		
1.4	6	0		20.99	20.81	20.47		
Limit	EIRP < 2W			Result			Pass	



LTE Band 25 Maximum Average Power [dBm] (GT - LC = 8 dB)								
BW [MHz]	RB Size	RB Offset	Mod	Lowest	Middle	Highest	EIRP (dBm)	EIRP (W)
20	1	0	QPSK	24.13	24.31	24.28	32.31	1.7022
20	1	49		23.88	23.68	23.76		
20	1	99		23.74	23.68	23.73		
20	50	0		22.88	23.03	22.90		
20	50	24		23.00	22.82	22.87		
20	50	50		22.78	22.76	22.85		
20	100	0		22.74	22.86	22.75		
20	1	0	16-QAM	23.27	22.92	23.11	31.34	1.3614
20	1	49		23.34	22.85	23.32		
20	1	99		22.84	23.21	22.94		
20	50	0		21.99	21.92	21.83		
20	50	24		22.06	21.82	21.93		
20	50	50		21.91	21.77	21.84		
20	100	0		21.84	21.77	21.90		
20	1	0	64-QAM	22.10	22.08	22.01	30.21	1.0495
20	1	49		22.21	21.81	22.17		
20	1	99		21.98	22.15	21.97		
20	50	0		20.97	20.89	20.75		
20	50	24		21.07	20.89	20.88		
20	50	50		20.89	20.79	20.88		
20	100	0		20.83	20.82	20.76		
Limit	EIRP < 2W			Result			Pass	



LTE Band 25 Maximum Average Power [dBm] (GT - LC = 8 dB)								
BW [MHz]	RB Size	RB Offset	Mod	Lowest	Middle	Highest	EIRP (dBm)	EIRP (W)
15	1	0	QPSK	23.96	23.62	23.55	31.96	1.5704
15	1	37		23.74	23.68	23.56		
15	1	74		23.63	23.67	23.67		
15	36	0		22.93	22.71	22.64		
15	36	20		22.98	22.82	22.81		
15	36	39		22.85	22.70	22.67		
15	75	0		22.70	22.69	22.60		
15	1	0	16-QAM	23.13	22.90	23.01	31.32	1.3552
15	1	37		23.32	22.67	23.21		
15	1	74		22.73	23.02	22.86		
15	36	0		21.89	21.86	21.81		
15	36	20		21.97	21.63	21.89		
15	36	39		21.73	21.67	21.68		
15	75	0		21.72	21.67	21.84		
15	1	0	64-QAM	21.94	22.01	21.85	30.15	1.0351
15	1	37		22.13	21.68	22.15		
15	1	74		21.94	22.13	21.92		
15	36	0		20.94	20.80	20.57		
15	36	20		21.01	20.71	20.80		
15	36	39		20.85	20.65	20.71		
15	75	0		20.70	20.72	20.66		
Limit	EIRP < 2W			Result			Pass	



LTE Band 25 Maximum Average Power [dBm] (GT - LC = 8 dB)								
BW [MHz]	RB Size	RB Offset	Mod	Lowest	Middle	Highest	EIRP (dBm)	EIRP (W)
10	1	0	QPSK	23.93	23.61	23.57	31.93	1.5596
10	1	25		23.87	23.65	23.68		
10	1	49		23.74	23.65	23.58		
10	25	0		23.00	22.67	22.67		
10	25	12		22.89	22.76	22.68		
10	25	25		22.79	22.62	22.83		
10	50	0		22.81	22.71	22.55		
10	1	0	16-QAM	23.14	22.89	23.02	31.18	1.3122
10	1	25		23.16	22.69	23.15		
10	1	49		22.81	23.18	22.86		
10	25	0		21.94	21.83	21.74		
10	25	12		22.03	21.64	21.75		
10	25	25		21.76	21.77	21.66		
10	50	0		21.68	21.75	21.86		
10	1	0	64-QAM	21.99	22.04	21.94	30.18	1.0423
10	1	25		22.18	21.66	22.03		
10	1	49		21.91	22.07	21.82		
10	25	0		20.84	20.85	20.61		
10	25	12		20.92	20.81	20.84		
10	25	25		20.84	20.66	20.88		
10	50	0		20.75	20.71	20.71		
Limit	EIRP < 2W			Result			Pass	



LTE Band 25 Maximum Average Power [dBm] (GT - LC = 8 dB)								
BW [MHz]	RB Size	RB Offset	Mod	Lowest	Middle	Highest	EIRP (dBm)	EIRP (W)
5	1	0	QPSK	23.97	23.58	23.60	31.97	1.5740
5	1	12		23.82	23.62	23.68		
5	1	24		23.71	23.58	23.64		
5	12	0		22.94	22.58	22.61		
5	12	7		22.89	22.66	22.77		
5	12	13		22.69	22.58	22.66		
5	25	0		22.78	22.71	22.58		
5	1	0	16-QAM	23.14	22.83	22.99	31.16	1.3062
5	1	12		23.16	22.77	23.14		
5	1	24		22.81	23.04	22.76		
5	12	0		21.89	21.74	21.68		
5	12	7		21.98	21.73	21.84		
5	12	13		21.80	21.59	21.76		
5	25	0		21.72	21.71	21.87		
5	1	0	64-QAM	22.01	21.96	22.01	30.02	1.0046
5	1	12		22.02	21.76	21.98		
5	1	24		21.90	21.95	21.95		
5	12	0		20.97	20.88	20.67		
5	12	7		20.90	20.81	20.87		
5	12	13		20.74	20.78	20.71		
5	25	0		20.81	20.80	20.74		
Limit	EIRP < 2W			Result			Pass	



LTE Band 25 Maximum Average Power [dBm] (GT - LC = 8 dB)								
BW [MHz]	RB Size	RB Offset	Mod	Lowest	Middle	Highest	EIRP (dBm)	EIRP (W)
3	1	0	QPSK	24.12	23.56	23.55	32.12	1.6293
3	1	8		23.73	23.58	23.63		
3	1	14		23.57	23.60	23.54		
3	8	0		22.96	22.65	22.66		
3	8	4		22.86	22.67	22.78		
3	8	7		22.79	22.71	22.79		
3	15	0		22.74	22.73	22.75		
3	1	0	16-QAM	23.13	22.75	23.03	31.31	1.3521
3	1	8		23.31	22.75	23.18		
3	1	14		22.65	23.14	22.91		
3	8	0		21.92	21.83	21.72		
3	8	4		21.95	21.75	21.81		
3	8	7		21.84	21.76	21.82		
3	15	0		21.74	21.62	21.87		
3	1	0	64-QAM	21.91	22.01	21.87	30.10	1.0233
3	1	8		22.10	21.68	21.97		
3	1	14		21.95	22.01	21.87		
3	8	0		20.88	20.89	20.71		
3	8	4		20.91	20.86	20.87		
3	8	7		20.83	20.65	20.85		
3	15	0		20.78	20.74	20.76		
Limit	EIRP < 2W			Result			Pass	



LTE Band 25 Maximum Average Power [dBm] (GT - LC = 8 dB)								
BW [MHz]	RB Size	RB Offset	Mod	Lowest	Middle	Highest	EIRP (dBm)	EIRP (W)
1.4	1	0	QPSK	23.85	23.73	23.55	31.92	1.5560
1.4	1	3		23.87	23.79	23.66		
1.4	1	5		23.81	23.71	23.60		
1.4	3	0		23.91	23.77	23.66		
1.4	3	1		23.92	23.82	23.70		
1.4	3	3		23.88	23.78	23.55		
1.4	6	0		22.86	22.65	22.67		
1.4	1	0	16-QAM	23.00	22.85	22.74	31.17	1.3092
1.4	1	3		23.07	22.93	23.17		
1.4	1	5		23.02	22.78	22.70		
1.4	3	0		22.91	22.75	22.65		
1.4	3	1		22.95	22.76	22.72		
1.4	3	3		22.91	22.70	22.69		
1.4	6	0		21.89	21.74	21.60		
1.4	1	0	64-QAM	22.13	21.92	21.87	30.21	1.0495
1.4	1	3		22.18	22.02	21.93		
1.4	1	5		22.21	21.98	21.83		
1.4	3	0		22.01	21.82	21.93		
1.4	3	1		22.05	21.92	21.80		
1.4	3	3		22.02	21.86	21.79		
1.4	6	0		20.86	20.77	20.72		
Limit	EIRP < 2W			Result			Pass	



LTE Band 4 Maximum Average Power [dBm] (GT - LC = 5 dB)								
BW [MHz]	RB Size	RB Offset	Mod	Lowest	Middle	Highest	EIRP (dBm)	EIRP (W)
20	1	0	QPSK	23.85	24.47	24.17	29.47	0.8851
20	1	49		24.05	24.21	24.05		
20	1	99		24.06	24.10	24.04		
20	50	0		23.28	23.31	23.29		
20	50	24		23.26	23.24	23.17		
20	50	50		23.24	23.22	23.09		
20	100	0		23.17	23.18	23.11		
20	1	0	16-QAM	23.41	23.36	23.49	28.49	0.7063
20	1	49		23.42	23.44	23.44		
20	1	99		23.45	23.25	23.38		
20	50	0		22.09	22.27	22.16		
20	50	24		22.20	22.26	22.17		
20	50	50		22.19	22.24	22.15		
20	100	0		22.12	22.22	22.03		
20	1	0	64-QAM	22.05	22.06	22.42	27.43	0.5534
20	1	49		22.08	22.43	22.16		
20	1	99		22.27	22.12	22.33		
20	50	0		21.03	21.23	21.18		
20	50	24		21.21	21.20	21.12		
20	50	50		21.29	21.26	21.10		
20	100	0		21.17	21.26	21.06		
Limit	EIRP < 1W			Result			Pass	



LTE Band 4 Maximum Average Power [dBm] (GT - LC = 5 dB)								
BW [MHz]	RB Size	RB Offset	Mod	Lowest	Middle	Highest	EIRP (dBm)	EIRP (W)
15	1	0	QPSK	23.66	24.07	24.15	29.45	0.8810
15	1	37		23.97	24.45	24.23		
15	1	74		23.86	24.44	24.27		
15	36	0		23.09	23.35	23.42		
15	36	20		23.26	23.48	23.49		
15	36	39		23.09	23.50	23.37		
15	75	0		23.02	23.39	23.47		
15	1	0	16-QAM	23.21	23.41	23.42	28.48	0.7047
15	1	37		23.28	23.43	23.41		
15	1	74		23.41	23.48	23.43		
15	36	0		22.03	22.41	22.28		
15	36	20		22.02	22.44	22.48		
15	36	39		22.05	22.40	22.29		
15	75	0		22.05	22.30	22.35		
15	1	0	64-QAM	21.96	22.23	22.33	27.49	0.5610
15	1	37		21.99	22.41	22.36		
15	1	74		22.16	22.49	22.42		
15	36	0		20.83	21.26	21.29		
15	36	20		21.20	21.43	21.35		
15	36	39		21.10	21.41	21.38		
15	75	0		20.97	21.42	21.30		
Limit	EIRP < 1W			Result			Pass	



LTE Band 4 Maximum Average Power [dBm] (GT - LC = 5 dB)								
BW [MHz]	RB Size	RB Offset	Mod	Lowest	Middle	Highest	EIRP (dBm)	EIRP (W)
10	1	0	QPSK	23.65	24.13	24.04	29.40	0.8710
10	1	25		23.90	24.40	24.20		
10	1	49		23.87	24.37	24.31		
10	25	0		23.09	23.43	23.26		
10	25	12		23.20	23.48	23.41		
10	25	25		23.15	23.31	23.43		
10	50	0		22.97	23.39	23.46		
10	1	0	16-QAM	23.34	23.39	23.25	28.49	0.7063
10	1	25		23.39	23.45	23.25		
10	1	49		23.48	23.41	23.49		
10	25	0		21.93	22.43	22.30		
10	25	12		22.20	22.24	22.37		
10	25	25		22.01	22.28	22.46		
10	50	0		22.05	22.46	22.29		
10	1	0	64-QAM	21.96	22.31	22.34	27.38	0.5470
10	1	25		21.94	22.28	22.18		
10	1	49		22.27	22.28	22.38		
10	25	0		20.95	21.37	21.13		
10	25	12		21.17	21.24	21.42		
10	25	25		21.25	21.34	21.40		
10	50	0		21.04	21.44	21.44		
Limit	EIRP < 1W			Result			Pass	



LTE Band 4 Maximum Average Power [dBm] (GT - LC = 5 dB)								
BW [MHz]	RB Size	RB Offset	Mod	Lowest	Middle	Highest	EIRP (dBm)	EIRP (W)
5	1	0	QPSK	23.70	24.19	24.02	29.45	0.8810
5	1	12		23.90	24.45	24.29		
5	1	24		23.96	24.34	24.27		
5	12	0		22.93	23.44	23.22		
5	12	7		23.14	23.35	23.27		
5	12	13		23.07	23.32	23.39		
5	25	0		22.99	23.40	23.46		
5	1	0	16-QAM	23.34	23.39	23.41	28.50	0.7079
5	1	12		23.31	23.38	23.34		
5	1	24		23.25	23.41	23.50		
5	12	0		21.90	22.32	22.38		
5	12	7		22.18	22.41	22.45		
5	12	13		22.19	22.39	22.39		
5	25	0		21.94	22.43	22.26		
5	1	0	64-QAM	22.00	22.29	22.26	27.46	0.5572
5	1	12		21.93	22.46	22.31		
5	1	24		22.07	22.29	22.40		
5	12	0		20.88	21.23	21.11		
5	12	7		21.01	21.44	21.45		
5	12	13		21.09	21.25	21.22		
5	25	0		21.03	21.06	21.41		
Limit	EIRP < 1W			Result			Pass	



LTE Band 4 Maximum Average Power [dBm] (GT - LC = 5 dB)								
BW [MHz]	RB Size	RB Offset	Mod	Lowest	Middle	Highest	EIRP (dBm)	EIRP (W)
3	1	0	QPSK	23.72	24.08	24.04	29.45	0.8810
3	1	8		24.00	24.32	24.28		
3	1	14		24.06	24.45	24.29		
3	8	0		22.92	23.48	23.42		
3	8	4		23.07	23.24	23.41		
3	8	7		23.08	23.32	23.44		
3	15	0		23.09	23.48	23.38		
3	1	0	16-QAM	23.29	23.39	23.41	28.44	0.6982
3	1	8		23.36	23.39	23.23		
3	1	14		23.44	23.44	23.39		
3	8	0		21.91	22.28	22.28		
3	8	4		22.10	22.22	22.36		
3	8	7		22.07	22.21	22.43		
3	15	0		22.12	22.50	22.24		
3	1	0	64-QAM	21.93	22.24	22.34	27.39	0.5483
3	1	8		22.01	22.35	22.27		
3	1	14		22.25	22.30	22.39		
3	8	0		20.90	21.30	21.31		
3	8	4		21.17	21.45	21.33		
3	8	7		21.12	21.35	21.43		
3	15	0		21.03	21.43	21.45		
Limit	EIRP < 1W			Result			Pass	



LTE Band 4 Maximum Average Power [dBm] (GT - LC = 5 dB)								
BW [MHz]	RB Size	RB Offset	Mod	Lowest	Middle	Highest	EIRP (dBm)	EIRP (W)
1.4	1	0	QPSK	23.72	24.09	23.79	29.18	0.8279
1.4	1	3		23.85	24.10	23.87		
1.4	1	5		23.77	24.05	23.72		
1.4	3	0		23.85	24.17	23.86		
1.4	3	1		23.90	24.17	23.89		
1.4	3	3		23.92	24.18	23.84		
1.4	6	0		22.94	23.13	22.98		
1.4	1	0	16-QAM	22.68	23.17	22.78	28.24	0.6668
1.4	1	3		22.83	23.08	22.89		
1.4	1	5		22.71	23.01	22.74		
1.4	3	0		22.69	23.21	22.94		
1.4	3	1		22.91	23.24	22.97		
1.4	3	3		22.86	23.16	22.90		
1.4	6	0		21.93	22.11	21.89		
1.4	1	0	64-QAM	22.10	22.21	22.28	27.46	0.5572
1.4	1	3		22.23	22.22	22.27		
1.4	1	5		21.81	22.46	22.22		
1.4	3	0		22.01	22.40	22.15		
1.4	3	1		22.17	22.46	22.21		
1.4	3	3		22.06	22.42	22.17		
1.4	6	0		20.86	21.12	20.96		
Limit	EIRP < 1W			Result			Pass	



LTE Band 5 Maximum Average Power [dBm] (GT - LC = 5.5 dB)								
BW [MHz]	RB Size	RB Offset	Mod	Lowest	Middle	Highest	ERP (dBm)	ERP (W)
10	1	0	QPSK	24.95	25.16	24.82	28.51	0.7096
10	1	25		24.88	24.82	24.90		
10	1	49		24.92	24.89	24.78		
10	25	0		24.11	24.17	23.91		
10	25	12		24.07	24.06	24.01		
10	25	25		24.05	24.02	23.92		
10	50	0		24.10	24.13	23.85		
10	1	0	16-QAM	24.09	24.11	24.06	27.79	0.6012
10	1	25		24.44	24.25	24.11		
10	1	49		24.14	24.00	24.08		
10	25	0		23.11	23.06	22.97		
10	25	12		23.08	23.06	22.99		
10	25	25		23.18	22.97	22.85		
10	50	0		23.08	23.04	22.94		
10	1	0	64-QAM	23.15	23.22	22.96	26.73	0.4710
10	1	25		23.38	23.17	23.04		
10	1	49		23.04	23.10	23.00		
10	25	0		22.14	22.08	21.82		
10	25	12		22.12	22.08	22.01		
10	25	25		22.12	21.91	21.88		
10	50	0		21.99	22.00	21.85		
Limit	ERP < 7W			Result			Pass	



LTE Band 5 Maximum Average Power [dBm] (GT - LC = 5.5 dB)								
BW [MHz]	RB Size	RB Offset	Mod	Lowest	Middle	Highest	ERP (dBm)	ERP (W)
5	1	0	QPSK	24.83	25.08	24.71	28.43	0.6966
5	1	12		24.80	25.06	24.73		
5	1	24		24.85	24.94	24.67		
5	12	0		23.97	24.19	23.78		
5	12	7		23.97	24.11	23.86		
5	12	13		24.00	24.15	23.92		
5	25	0		24.03	24.11	23.78		
5	1	0	16-QAM	24.06	24.21	23.91	27.66	0.5834
5	1	12		24.31	24.28	24.14		
5	1	24		23.97	24.23	23.81		
5	12	0		23.11	23.14	22.87		
5	12	7		22.96	23.09	22.80		
5	12	13		23.06	23.24	22.91		
5	25	0		22.98	23.10	22.79		
5	1	0	64-QAM	23.11	23.17	22.83	26.63	0.4603
5	1	12		23.21	23.28	23.12		
5	1	24		22.93	23.10	22.78		
5	12	0		22.04	22.12	21.85		
5	12	7		21.97	22.10	21.96		
5	12	13		22.00	22.21	21.97		
5	25	0		21.94	22.05	21.74		
Limit	ERP < 7W			Result			Pass	



LTE Band 5 Maximum Average Power [dBm] (GT - LC = 5.5 dB)								
BW [MHz]	RB Size	RB Offset	Mod	Lowest	Middle	Highest	ERP (dBm)	ERP (W)
3	1	0	QPSK	24.87	25.15	24.79	28.50	0.7079
3	1	8		24.80	24.97	24.61		
3	1	14		24.73	24.94	24.76		
3	8	0		24.03	24.27	23.88		
3	8	4		23.87	24.10	23.81		
3	8	7		23.87	24.16	23.91		
3	15	0		23.98	24.11	23.83		
3	1	0	16-QAM	23.93	24.27	23.85	27.79	0.6012
3	1	8		24.32	24.44	24.31		
3	1	14		24.13	24.18	23.93		
3	8	0		23.03	23.15	22.94		
3	8	4		22.88	23.12	22.80		
3	8	7		23.13	23.37	23.00		
3	15	0		22.95	23.21	22.90		
3	1	0	64-QAM	23.09	23.28	22.89	26.85	0.4842
3	1	8		23.31	23.50	23.05		
3	1	14		23.03	23.22	22.78		
3	8	0		22.13	22.29	21.85		
3	8	4		22.05	22.16	21.83		
3	8	7		21.95	22.25	21.80		
3	15	0		21.90	22.06	21.83		
Limit	ERP < 7W			Result			Pass	



LTE Band 5 Maximum Average Power [dBm] (GT - LC = 5.5 dB)								
BW [MHz]	RB Size	RB Offset	Mod	Lowest	Middle	Highest	ERP (dBm)	ERP (W)
1.4	1	0	QPSK	25.11	25.01	24.94	28.46	0.7015
1.4	1	3		25.10	25.08	24.99		
1.4	1	5		25.03	25.01	24.89		
1.4	3	0		25.03	25.02	24.97		
1.4	3	1		25.06	25.05	25.05		
1.4	3	3		25.04	25.06	25.02		
1.4	6	0		24.07	24.18	24.10		
1.4	1	0	16-QAM	24.01	24.13	23.71	27.61	0.5768
1.4	1	3		24.24	24.26	23.79		
1.4	1	5		24.18	23.88	23.93		
1.4	3	0		24.16	24.08	23.96		
1.4	3	1		24.19	24.19	23.94		
1.4	3	3		24.16	24.12	23.89		
1.4	6	0		23.06	23.02	23.07		
1.4	1	0	64-QAM	23.47	23.36	23.13	26.82	0.4808
1.4	1	3		23.42	23.37	23.21		
1.4	1	5		23.34	23.36	23.06		
1.4	3	0		23.32	23.31	23.08		
1.4	3	1		23.43	23.36	23.14		
1.4	3	3		23.34	23.33	22.97		
1.4	6	0		22.16	22.15	22.04		
Limit	ERP < 7W			Result			Pass	



LTE Band 7 Maximum Average Power [dBm] (GT - LC = 8.5 dB)								
BW [MHz]	RB Size	RB Offset	Mod	Lowest	Middle	Highest	EIRP (dBm)	EIRP (W)
20	1	0	QPSK	24.21	24.28	24.15	32.78	1.8967
20	1	49		23.85	23.80	24.04		
20	1	99		23.89	24.03	23.99		
20	50	0		22.98	23.11	23.09		
20	50	24		22.86	23.03	22.91		
20	50	50		22.78	23.07	22.98		
20	100	0		22.94	23.02	22.98		
20	1	0	16-QAM	23.26	23.38	23.14	32.00	1.5849
20	1	49		23.04	23.50	23.08		
20	1	99		23.08	23.45	23.09		
20	50	0		21.77	21.99	22.04		
20	50	24		21.95	22.05	22.06		
20	50	50		22.02	22.07	22.15		
20	100	0		21.99	22.00	21.99		
20	1	0	64-QAM	22.05	21.93	21.98	30.83	1.2106
20	1	49		22.19	21.97	22.16		
20	1	99		22.31	22.31	22.33		
20	50	0		20.92	20.93	21.14		
20	50	24		20.89	21.03	21.06		
20	50	50		20.98	21.09	21.10		
20	100	0		20.96	20.95	21.14		
Limit	EIRP < 2W			Result			Pass	



LTE Band 7 Maximum Average Power [dBm] (GT - LC = 8.5 dB)								
BW [MHz]	RB Size	RB Offset	Mod	Lowest	Middle	Highest	EIRP (dBm)	EIRP (W)
15	1	0	QPSK	23.66	23.83	24.03	32.60	1.8197
15	1	37		23.68	23.96	24.10		
15	1	74		23.77	23.84	24.07		
15	36	0		22.66	22.81	22.98		
15	36	20		22.79	22.93	22.97		
15	36	39		22.88	22.98	23.13		
15	75	0		22.78	22.92	23.09		
15	1	0	16-QAM	23.25	23.30	23.47	31.97	1.5740
15	1	37		22.84	23.11	23.27		
15	1	74		22.99	23.05	23.34		
15	36	0		21.68	21.67	21.95		
15	36	20		21.76	21.87	22.02		
15	36	39		21.82	22.00	22.07		
15	75	0		21.89	21.90	22.14		
15	1	0	64-QAM	21.88	22.12	22.17	30.90	1.2303
15	1	37		22.15	22.09	22.38		
15	1	74		22.26	22.30	22.40		
15	36	0		20.84	20.93	21.12		
15	36	20		20.72	20.95	21.11		
15	36	39		20.82	21.03	21.10		
15	75	0		20.92	21.05	21.09		
Limit	EIRP < 2W			Result			Pass	



LTE Band 7 Maximum Average Power [dBm] (GT - LC = 8.5 dB)								
BW [MHz]	RB Size	RB Offset	Mod	Lowest	Middle	Highest	EIRP (dBm)	EIRP (W)
10	1	0	QPSK	23.70	23.74	23.85	32.48	1.7701
10	1	25		23.79	23.82	23.93		
10	1	49		23.72	23.91	23.98		
10	25	0		22.76	22.84	22.96		
10	25	12		22.82	22.80	22.93		
10	25	25		22.98	23.07	23.06		
10	50	0		22.86	22.88	23.17		
10	1	0	16-QAM	23.17	23.25	23.46	31.96	1.5704
10	1	25		22.90	23.07	23.20		
10	1	49		23.04	23.04	23.28		
10	25	0		21.68	21.74	21.98		
10	25	12		21.75	21.96	22.04		
10	25	25		21.85	22.10	22.12		
10	50	0		21.92	22.08	22.09		
10	1	0	64-QAM	21.85	22.02	22.20	30.88	1.2246
10	1	25		22.11	22.09	22.26		
10	1	49		22.23	22.29	22.38		
10	25	0		20.75	20.84	21.15		
10	25	12		20.86	20.96	21.12		
10	25	25		20.97	20.99	21.02		
10	50	0		20.79	20.90	21.13		
Limit	EIRP < 2W			Result			Pass	



LTE Band 7 Maximum Average Power [dBm] (GT - LC = 8.5 dB)								
BW [MHz]	RB Size	RB Offset	Mod	Lowest	Middle	Highest	EIRP (dBm)	EIRP (W)
5	1	0	QPSK	23.74	23.81	23.87	32.52	1.7865
5	1	12		23.78	23.83	23.95		
5	1	24		23.81	23.89	24.02		
5	12	0		22.63	22.86	22.98		
5	12	7		22.84	22.82	22.96		
5	12	13		22.94	23.08	23.07		
5	25	0		22.77	22.92	23.19		
5	1	0	16-QAM	23.12	23.31	23.40	31.90	1.5488
5	1	12		23.00	22.94	23.12		
5	1	24		23.07	23.13	23.18		
5	12	0		21.57	21.85	21.86		
5	12	7		21.92	21.95	22.20		
5	12	13		21.97	22.09	22.22		
5	25	0		21.93	22.03	22.20		
5	1	0	64-QAM	21.97	22.05	22.30	30.93	1.2388
5	1	12		22.05	22.23	22.43		
5	1	24		22.21	22.25	22.42		
5	12	0		20.73	20.90	21.12		
5	12	7		20.88	20.86	21.04		
5	12	13		20.85	21.05	21.06		
5	25	0		20.88	21.03	21.10		
Limit	EIRP < 2W			Result			Pass	



LTE Band 12 Maximum Average Power [dBm] (GT - LC = 5 dB)								
BW [MHz]	RB Size	RB Offset	Mod	Lowest	Middle	Highest	ERP (dBm)	ERP (W)
10	1	0	QPSK	24.89	25.05	24.89	27.90	0.6166
10	1	25		24.73	24.79	24.64		
10	1	49		24.62	24.59	24.56		
10	25	0		23.88	23.95	23.89		
10	25	12		23.86	23.93	23.79		
10	25	25		23.76	23.83	23.75		
10	50	0		23.82	23.90	23.84		
10	1	0	16-QAM	23.80	23.89	23.89	26.88	0.4875
10	1	25		23.91	24.03	23.84		
10	1	49		23.61	23.86	23.70		
10	25	0		22.90	23.01	22.82		
10	25	12		22.95	22.93	22.75		
10	25	25		22.84	22.84	22.73		
10	50	0		22.87	22.90	22.73		
10	1	0	64-QAM	22.74	22.90	22.95	25.84	0.3837
10	1	25		22.86	22.99	22.97		
10	1	49		22.77	22.94	22.79		
10	25	0		21.87	22.04	21.75		
10	25	12		21.91	21.89	21.80		
10	25	25		21.80	21.78	21.63		
10	50	0		21.89	21.91	21.77		
Limit	ERP < 3W			Result			Pass	



LTE Band 12 Maximum Average Power [dBm] (GT - LC = 5 dB)								
BW [MHz]	RB Size	RB Offset	Mod	Lowest	Middle	Highest	ERP (dBm)	ERP (W)
5	1	0	QPSK	24.78	24.84	24.81	27.89	0.6152
5	1	12		25.04	24.72	24.90		
5	1	24		24.81	24.91	24.76		
5	12	0		23.82	23.85	23.83		
5	12	7		24.11	23.92	23.83		
5	12	13		23.84	23.99	23.84		
5	25	0		23.79	24.07	23.81		
5	1	0	16-QAM	23.97	23.80	23.95	27.02	0.5035
5	1	12		24.02	23.72	24.07		
5	1	24		23.88	24.17	23.92		
5	12	0		22.74	22.91	22.95		
5	12	7		23.01	23.02	22.95		
5	12	13		22.93	23.08	22.81		
5	25	0		22.83	23.10	22.86		
5	1	0	64-QAM	22.87	22.98	22.84	26.05	0.4027
5	1	12		22.98	22.78	23.20		
5	1	24		23.13	22.91	23.03		
5	12	0		21.84	21.93	21.89		
5	12	7		21.96	21.95	21.95		
5	12	13		22.00	22.05	21.76		
5	25	0		21.87	21.97	21.87		
Limit	ERP < 3W			Result			Pass	



LTE Band 12 Maximum Average Power [dBm] (GT - LC = 5 dB)								
BW [MHz]	RB Size	RB Offset	Mod	Lowest	Middle	Highest	ERP (dBm)	ERP (W)
3	1	0	QPSK	24.77	24.90	24.79	27.75	0.5957
3	1	8		24.83	24.61	24.87		
3	1	14		24.66	24.70	24.75		
3	8	0		23.87	23.88	23.84		
3	8	4		23.85	23.82	23.91		
3	8	7		23.82	23.89	23.90		
3	15	0		23.88	23.91	24.06		
3	1	0	16-QAM	23.75	24.08	24.03	27.29	0.5358
3	1	8		23.99	23.83	24.31		
3	1	14		23.79	23.97	24.44		
3	8	0		22.96	22.90	22.97		
3	8	4		22.91	22.91	22.91		
3	8	7		22.80	22.84	22.88		
3	15	0		22.79	22.83	22.88		
3	1	0	64-QAM	22.87	22.98	22.84	26.05	0.4027
3	1	8		22.98	22.78	23.20		
3	1	14		22.88	22.91	23.03		
3	8	0		21.84	21.93	21.89		
3	8	4		21.96	21.95	21.95		
3	8	7		22.00	22.05	21.76		
3	15	0		21.87	21.97	21.87		
Limit	ERP < 3W			Result			Pass	



LTE Band 12 Maximum Average Power [dBm] (GT - LC = 5 dB)								
BW [MHz]	RB Size	RB Offset	Mod	Lowest	Middle	Highest	ERP (dBm)	ERP (W)
1.4	1	0	QPSK	24.78	24.84	24.68	27.85	0.6095
1.4	1	3		24.80	24.88	24.80		
1.4	1	5		24.82	24.87	24.74		
1.4	3	0		24.82	24.92	24.71		
1.4	3	1		24.91	24.81	24.78		
1.4	3	3		24.81	25.00	24.69		
1.4	6	0		23.78	23.83	23.71		
1.4	1	0	16-QAM	23.94	24.01	24.16	27.13	0.5164
1.4	1	3		24.07	24.09	23.85		
1.4	1	5		24.16	24.28	23.90		
1.4	3	0		23.91	23.78	23.79		
1.4	3	1		23.80	23.90	23.87		
1.4	3	3		23.86	23.86	23.72		
1.4	6	0		23.08	22.95	22.89		
1.4	1	0	64-QAM	22.89	22.69	22.54	26.15	0.4121
1.4	1	3		23.17	23.05	23.15		
1.4	1	5		23.30	23.09	22.79		
1.4	3	0		22.73	22.93	22.82		
1.4	3	1		23.19	23.04	22.84		
1.4	3	3		22.93	22.81	23.07		
1.4	6	0		21.88	21.85	21.70		
Limit	ERP < 3W			Result			Pass	



LTE Band 13 Maximum Average Power [dBm] (GT - LC = 5 dB)								
BW [MHz]	RB Size	RB Offset	Mod	Lowest	Middle	Highest	ERP (dBm)	ERP (W)
10	1	0	QPSK		25.27		28.12	0.6486
10	1	25			25.19			
10	1	49			25.12			
10	25	0			24.22			
10	25	12			24.12			
10	25	25			24.18			
10	50	0			24.24			
10	1	0	16-QAM	-	24.10	-	27.22	0.5272
10	1	25			24.23			
10	1	49			24.37			
10	25	0			23.29			
10	25	12			22.69			
10	25	25			23.19			
10	50	0			23.19			
10	1	0	64-QAM		23.34		26.45	0.4416
10	1	25			23.41			
10	1	49			23.60			
10	25	0			22.25			
10	25	12			22.26			
10	25	25			22.31			
10	50	0			22.22			
Limit	ERP < 3W			Result			Pass	



LTE Band 13 Maximum Average Power [dBm] (GT - LC = 5 dB)								
BW [MHz]	RB Size	RB Offset	Mod	Lowest	Middle	Highest	ERP (dBm)	ERP (W)
5	1	0	QPSK	25.05	25.23	25.22	28.08	0.6427
5	1	12		25.21	25.15	25.20		
5	1	24		24.91	25.21	25.18		
5	12	0		24.22	24.13	24.20		
5	12	7		24.31	24.18	24.33		
5	12	13		24.14	24.11	24.30		
5	25	0		24.26	24.29	24.24		
5	1	0	16-QAM	24.49	24.24	24.44	27.35	0.5433
5	1	12		24.44	24.00	24.31		
5	1	24		24.22	24.48	24.50		
5	12	0		23.20	23.16	23.25		
5	12	7		23.25	23.08	23.38		
5	12	13		23.21	22.99	23.33		
5	25	0		23.18	23.15	23.39		
5	1	0	64-QAM	23.19	23.08	23.47	26.32	0.4285
5	1	12		23.11	23.29	23.34		
5	1	24		23.06	23.07	23.45		
5	12	0		22.30	22.27	22.19		
5	12	7		22.27	22.15	22.47		
5	12	13		22.25	22.08	22.26		
5	25	0		22.26	22.10	22.36		
Limit	ERP < 3W			Result			Pass	



LTE Band 26 (Part22H) Maximum Average Power [dBm] (GT - LC = 5.5 dB)								
BW [MHz]	RB Size	RB Offset	Mod	Lowest	Middle	Highest	ERP (dBm)	ERP (W)
15	1	0	QPSK	25.45	25.49	25.45	28.84	0.7656
15	1	37		25.29	25.36	25.31		
15	1	74		25.33	25.40	25.36		
15	36	0		24.46	24.47	24.38		
15	36	20		24.42	24.45	24.42		
15	36	39		24.32	24.46	24.39		
15	75	0		24.44	24.49	24.48		
15	1	0	16-QAM	24.48	24.42	24.44	27.83	0.6067
15	1	37		24.43	24.36	24.48		
15	1	74		24.44	24.42	24.42		
15	36	0		23.44	23.48	23.46		
15	36	20		23.40	23.49	23.44		
15	36	39		23.44	23.44	23.41		
15	75	0		23.42	23.44	23.50		
15	1	0	64-QAM	23.42	23.41	23.50	26.85	0.4842
15	1	37		23.22	23.40	23.40		
15	1	74		23.40	23.30	23.41		
15	36	0		22.40	22.46	22.46		
15	36	20		22.44	22.43	22.42		
15	36	39		22.43	22.44	22.36		
15	75	0		22.43	22.46	22.49		
Limit	ERP < 7W			Result			Pass	



LTE Band 26 (Part22H) Maximum Average Power [dBm] (GT - LC = 5.5 dB)								
BW [MHz]	RB Size	RB Offset	Mod	Lowest	Middle	Highest	ERP (dBm)	ERP (W)
10	1	0	QPSK	25.40	25.41	25.37	28.76	0.7516
10	1	25		25.10	25.20	25.24		
10	1	49		25.18	25.24	25.32		
10	25	0		24.40	24.31	24.42		
10	25	12		24.29	24.26	24.25		
10	25	25		24.19	24.22	24.31		
10	50	0		24.40	24.43	24.44		
10	1	0	16-QAM	24.31	24.40	24.45	27.80	0.6026
10	1	25		24.27	24.32	24.32		
10	1	49		24.42	24.34	24.40		
10	25	0		23.31	23.33	23.44		
10	25	12		23.37	23.31	23.36		
10	25	25		23.29	23.33	23.32		
10	50	0		23.34	23.39	23.39		
10	1	0	64-QAM	23.39	23.41	23.36	26.76	0.4742
10	1	25		23.20	23.12	23.15		
10	1	49		23.32	23.28	23.26		
10	25	0		22.25	22.20	22.35		
10	25	12		22.39	22.33	22.29		
10	25	25		22.39	22.38	22.39		
10	50	0		22.34	22.38	22.42		
Limit	ERP < 7W			Result			Pass	



LTE Band 26 (Part22H) Maximum Average Power [dBm] (GT - LC = 5.5 dB)								
BW [MHz]	RB Size	RB Offset	Mod	Lowest	Middle	Highest	ERP (dBm)	ERP (W)
5	1	0	QPSK	25.47	25.39	25.40	28.82	0.7621
5	1	12		25.23	25.19	25.28		
5	1	24		25.27	25.24	25.17		
5	12	0		24.43	24.43	24.45		
5	12	7		24.28	24.42	24.34		
5	12	13		24.22	24.28	24.25		
5	25	0		24.27	24.34	24.27		
5	1	0	16-QAM	24.40	24.41	24.37	27.79	0.6012
5	1	12		24.30	24.41	24.32		
5	1	24		24.36	24.41	24.44		
5	12	0		23.25	23.42	23.35		
5	12	7		23.36	23.29	23.30		
5	12	13		23.35	23.35	23.26		
5	25	0		23.24	23.32	23.33		
5	1	0	64-QAM	23.25	23.27	23.34	26.70	0.4677
5	1	12		23.02	23.21	23.21		
5	1	24		23.35	23.31	23.34		
5	12	0		22.23	22.30	22.24		
5	12	7		22.44	22.38	22.42		
5	12	13		22.38	22.31	22.39		
5	25	0		22.24	22.32	22.33		
Limit	ERP < 7W			Result			Pass	



LTE Band 26 (Part22H) Maximum Average Power [dBm] (GT - LC = 5.5 dB)								
BW [MHz]	RB Size	RB Offset	Mod	Lowest	Middle	Highest	ERP (dBm)	ERP (W)
3	1	0	QPSK	25.45	25.41	25.45	28.80	0.7586
3	1	8		25.22	25.21	25.11		
3	1	14		25.31	25.27	25.13		
3	8	0		24.41	24.28	24.41		
3	8	4		24.37	24.25	24.34		
3	8	7		24.29	24.22	24.16		
3	15	0		24.39	24.32	24.25		
3	1	0	16-QAM	24.48	24.44	24.30	27.83	0.6067
3	1	8		24.34	24.33	24.23		
3	1	14		24.37	24.26	24.36		
3	8	0		23.42	23.43	23.37		
3	8	4		23.39	23.38	23.36		
3	8	7		23.40	23.44	23.34		
3	15	0		23.33	23.34	23.37		
3	1	0	64-QAM	23.22	23.35	23.35	26.74	0.4721
3	1	8		23.22	23.14	23.13		
3	1	14		23.22	23.31	23.39		
3	8	0		22.26	22.20	22.26		
3	8	4		22.25	22.26	22.44		
3	8	7		22.28	22.40	22.41		
3	15	0		22.38	22.31	22.26		
Limit	ERP < 7W			Result			Pass	



LTE Band 26 (Part22H) Maximum Average Power [dBm] (GT - LC = 5.5 dB)								
BW [MHz]	RB Size	RB Offset	Mod	Lowest	Middle	Highest	ERP (dBm)	ERP (W)
1.4	1	0	QPSK	25.36	25.45	25.36	28.81	0.7603
1.4	1	3		25.41	25.41	25.36		
1.4	1	5		25.28	25.26	25.27		
1.4	3	0		25.39	25.40	25.28		
1.4	3	1		25.42	25.46	25.41		
1.4	3	3		25.36	25.40	25.38		
1.4	6	0		24.46	24.40	24.44		
1.4	1	0	16-QAM	24.39	24.41	24.39	27.82	0.6053
1.4	1	3		24.44	24.43	24.45		
1.4	1	5		24.47	24.33	24.45		
1.4	3	0		24.36	24.43	24.34		
1.4	3	1		24.42	24.25	24.28		
1.4	3	3		24.24	24.46	24.19		
1.4	6	0		23.35	23.21	23.49		
1.4	1	0	64-QAM	23.37	23.34	23.38	26.81	0.4797
1.4	1	3		23.42	23.28	23.24		
1.4	1	5		23.40	23.34	23.34		
1.4	3	0		23.22	23.46	23.38		
1.4	3	1		23.33	23.38	23.30		
1.4	3	3		23.33	23.23	23.21		
1.4	6	0		22.46	22.45	22.39		
Limit	ERP < 7W			Result			Pass	



LTE Band 38 Maximum Average Power [dBm] (GT - LC = 8.5 dB)								
BW [MHz]	RB Size	RB Offset	Mod	Lowest	Middle	Highest	EIRP (dBm)	EIRP (W)
20	1	0	QPSK	24.38	24.43	24.41	32.93	1.9634
20	1	49		24.17	24.22	24.37		
20	1	99		24.36	24.30	24.25		
20	50	0		23.23	23.46	23.43		
20	50	24		23.41	23.17	23.24		
20	50	50		23.37	23.43	23.20		
20	100	0		23.42	23.43	23.26		
20	1	0	16-QAM	23.25	23.45	23.37	31.95	1.5668
20	1	49		23.25	23.34	23.25		
20	1	99		23.36	23.20	23.23		
20	50	0		22.32	22.26	22.41		
20	50	24		22.42	22.26	22.43		
20	50	50		22.48	22.43	22.20		
20	100	0		22.40	22.44	22.47		
20	1	0	64-QAM	21.93	22.20	22.18	30.76	1.1912
20	1	49		22.01	22.10	22.18		
20	1	99		22.13	21.94	22.26		
20	50	0		21.30	21.49	21.46		
20	50	24		21.39	21.39	21.49		
20	50	50		21.16	21.41	21.47		
20	100	0		21.37	21.44	21.44		
Limit	EIRP < 2W			Result			Pass	



LTE Band 38 Maximum Average Power [dBm] (GT - LC = 8.5 dB)								
BW [MHz]	RB Size	RB Offset	Mod	Lowest	Middle	Highest	EIRP (dBm)	EIRP (W)
15	1	0	QPSK	24.20	24.05	24.40	32.90	1.9498
15	1	37		24.01	24.12	24.36		
15	1	74		24.32	24.17	24.09		
15	36	0		23.15	23.26	23.42		
15	36	20		23.34	23.12	23.18		
15	36	39		23.27	23.34	23.05		
15	75	0		23.24	23.34	23.09		
15	1	0	16-QAM	23.22	23.30	23.35	31.85	1.5311
15	1	37		23.20	23.19	23.13		
15	1	74		23.32	23.11	23.16		
15	36	0		22.29	22.15	22.26		
15	36	20		22.36	22.10	22.42		
15	36	39		22.30	22.43	22.03		
15	75	0		22.40	22.40	22.42		
15	1	0	64-QAM	21.79	22.04	21.98	30.64	1.1588
15	1	37		21.85	21.90	22.10		
15	1	74		22.00	21.80	22.14		
15	36	0		21.24	21.37	21.36		
15	36	20		21.33	21.38	21.32		
15	36	39		21.07	21.40	21.29		
15	75	0		21.24	21.33	21.30		
Limit	EIRP < 2W			Result			Pass	



LTE Band 38 Maximum Average Power [dBm] (GT - LC = 8.5 dB)								
BW [MHz]	RB Size	RB Offset	Mod	Lowest	Middle	Highest	EIRP (dBm)	EIRP (W)
10	1	0	QPSK	24.09	24.10	24.28	32.78	1.8967
10	1	25		24.06	24.06	24.17		
10	1	49		24.27	24.18	24.14		
10	25	0		23.13	23.34	23.33		
10	25	12		23.34	23.01	23.11		
10	25	25		23.20	23.45	23.20		
10	50	0		23.28	23.33	23.10		
10	1	0	16-QAM	23.13	23.44	23.27	31.94	1.5631
10	1	25		23.22	23.22	23.21		
10	1	49		23.23	23.14	23.18		
10	25	0		22.25	22.18	22.29		
10	25	12		22.38	22.22	22.42		
10	25	25		22.39	22.43	22.19		
10	50	0		22.29	22.32	22.28		
10	1	0	64-QAM	21.83	22.09	22.08	30.72	1.1803
10	1	25		21.88	22.05	21.99		
10	1	49		22.03	21.79	22.22		
10	25	0		21.15	21.49	21.35		
10	25	12		21.35	21.20	21.33		
10	25	25		20.99	21.44	21.38		
10	50	0		21.34	21.26	21.42		
Limit	EIRP < 2W			Result			Pass	



LTE Band 38 Maximum Average Power [dBm] (GT - LC = 8.5 dB)								
BW [MHz]	RB Size	RB Offset	Mod	Lowest	Middle	Highest	EIRP (dBm)	EIRP (W)
5	1	0	QPSK	24.06	24.20	24.37	32.87	1.9364
5	1	12		23.97	24.16	24.33		
5	1	24		24.32	24.16	24.08		
5	12	0		23.11	23.36	23.35		
5	12	7		23.39	23.10	23.13		
5	12	13		23.24	23.41	23.14		
5	25	0		23.37	23.43	23.09		
5	1	0	16-QAM	23.09	23.32	23.24	31.85	1.5311
5	1	12		23.13	23.28	23.14		
5	1	24		23.35	23.09	23.20		
5	12	0		22.29	22.06	22.21		
5	12	7		22.45	22.25	22.35		
5	12	13		22.47	22.25	22.11		
5	25	0		22.32	22.27	22.42		
5	1	0	64-QAM	21.79	22.09	22.16	30.70	1.1749
5	1	12		21.96	22.06	22.03		
5	1	24		21.99	21.75	22.20		
5	12	0		21.15	21.45	21.46		
5	12	7		21.19	21.19	21.44		
5	12	13		20.99	21.48	21.39		
5	25	0		21.27	21.30	21.34		
Limit	EIRP < 2W			Result			Pass	



LTE Band 41 Maximum Average Power [dBm] (GT - LC = 8.5 dB)								
BW [MHz]	RB Size	RB Offset	Mod	Lowest	Middle	Highest	EIRP (dBm)	EIRP (W)
20	1	0	QPSK	24.21	24.48	24.25	32.98	1.9861
20	1	49		24.03	24.31	24.06		
20	1	99		23.85	24.17	24.22		
20	50	0		23.32	23.48	23.30		
20	50	24		23.23	23.26	23.27		
20	50	50		23.01	23.43	23.16		
20	100	0		23.25	23.45	23.24		
20	1	0	16-QAM	23.09	23.48	23.38	31.99	1.5812
20	1	49		22.99	23.49	23.27		
20	1	99		23.27	23.36	23.32		
20	50	0		21.97	22.28	22.44		
20	50	24		22.03	22.32	22.21		
20	50	50		21.99	22.22	22.31		
20	100	0		21.94	22.20	22.22		
20	1	0	64-QAM	21.92	22.49	22.47	30.99	1.2560
20	1	49		21.92	22.48	22.18		
20	1	99		22.21	22.23	22.14		
20	50	0		21.00	21.48	21.28		
20	50	24		20.95	21.24	21.44		
20	50	50		20.92	21.44	21.23		
20	100	0		21.27	21.42	21.20		
Limit	EIRP < 2W			Result			Pass	



LTE Band 41 Maximum Average Power [dBm] (GT - LC = 8.5 dB)								
BW [MHz]	RB Size	RB Offset	Mod	Lowest	Middle	Highest	EIRP (dBm)	EIRP (W)
15	1	0	QPSK	23.97	24.15	24.08	32.65	1.8408
15	1	37		23.96	24.14	24.06		
15	1	74		23.84	24.01	24.09		
15	36	0		22.89	23.16	23.39		
15	36	20		23.17	23.26	23.19		
15	36	39		22.90	23.47	23.07		
15	75	0		23.19	23.10	23.32		
15	1	0	16-QAM	22.97	23.43	23.21	31.93	1.5596
15	1	37		22.87	23.41	23.27		
15	1	74		23.08	23.27	23.30		
15	36	0		21.85	22.20	22.42		
15	36	20		21.92	22.31	22.11		
15	36	39		21.94	22.15	22.14		
15	75	0		21.86	22.06	22.14		
15	1	0	64-QAM	21.76	22.43	22.43	30.93	1.2388
15	1	37		21.75	22.39	22.05		
15	1	74		22.11	22.03	22.06		
15	36	0		20.86	21.34	21.12		
15	36	20		20.78	21.12	21.47		
15	36	39		20.85	21.49	21.22		
15	75	0		21.07	21.39	21.03		
Limit	EIRP < 2W			Result			Pass	



LTE Band 41 Maximum Average Power [dBm] (GT - LC = 8.5 dB)								
BW [MHz]	RB Size	RB Offset	Mod	Lowest	Middle	Highest	EIRP (dBm)	EIRP (W)
10	1	0	QPSK	23.90	24.26	24.06	32.81	1.9099
10	1	25		23.88	24.31	24.04		
10	1	49		23.77	24.00	24.14		
10	25	0		22.76	23.12	23.29		
10	25	12		23.18	23.14	23.10		
10	25	25		22.81	23.41	23.11		
10	50	0		23.21	23.05	23.32		
10	1	0	16-QAM	22.98	23.42	23.26	32.00	1.5849
10	1	25		22.91	23.50	23.25		
10	1	49		23.24	23.32	23.32		
10	25	0		21.97	22.23	22.43		
10	25	12		21.85	22.26	22.17		
10	25	25		21.79	22.10	22.21		
10	50	0		21.90	22.17	22.10		
10	1	0	64-QAM	21.84	22.47	22.39	30.97	1.2503
10	1	25		21.85	22.43	21.99		
10	1	49		22.01	22.10	22.00		
10	25	0		20.83	21.32	21.16		
10	25	12		20.91	21.21	21.40		
10	25	25		20.75	21.34	21.04		
10	50	0		21.09	21.46	21.12		
Limit	EIRP < 2W			Result			Pass	



LTE Band 41 Maximum Average Power [dBm] (GT - LC = 8.5 dB)								
BW [MHz]	RB Size	RB Offset	Mod	Lowest	Middle	Highest	EIRP (dBm)	EIRP (W)
5	1	0	QPSK	24.02	24.22	23.95	32.72	1.8707
5	1	12		23.83	24.22	23.86		
5	1	24		23.81	24.08	24.14		
5	12	0		22.84	23.22	23.42		
5	12	7		23.10	23.16	23.07		
5	12	13		22.83	23.45	23.00		
5	25	0		23.08	23.09	23.26		
5	1	0	16-QAM	23.06	23.50	23.18	32.00	1.5849
5	1	12		22.92	23.44	23.16		
5	1	24		23.17	23.31	23.22		
5	12	0		21.91	22.13	22.44		
5	12	7		21.98	22.32	22.07		
5	12	13		21.96	22.22	22.15		
5	25	0		21.89	22.00	22.06		
5	1	0	64-QAM	21.79	22.42	22.37	30.92	1.2359
5	1	12		21.87	22.41	22.13		
5	1	24		22.09	22.22	22.12		
5	12	0		20.81	21.43	21.12		
5	12	7		20.84	21.24	21.48		
5	12	13		20.78	21.49	21.17		
5	25	0		21.22	21.34	21.14		
Limit	EIRP < 2W			Result			Pass	



LTE Band 66 Maximum Average Power [dBm] (GT - LC = 5 dB)								
BW [MHz]	RB Size	RB Offset	Mod	Lowest	Middle	Highest	EIRP (dBm)	EIRP (W)
20	1	0	QPSK	24.05	24.49	24.09	29.49	0.8892
20	1	49		23.96	24.04	23.89		
20	1	99		24.01	24.20	23.96		
20	50	0		23.23	23.27	23.03		
20	50	24		23.21	23.23	22.97		
20	50	50		23.15	23.25	22.97		
20	100	0		23.13	23.28	23.06		
20	1	0	16-QAM	23.44	23.32	23.16	28.47	0.7031
20	1	49		23.18	23.29	23.33		
20	1	99		23.46	23.47	23.13		
20	50	0		21.97	22.35	21.96		
20	50	24		22.12	22.36	22.11		
20	50	50		22.06	22.29	22.00		
20	100	0		22.09	22.28	21.96		
20	1	0	64-QAM	22.37	22.50	22.18	27.50	0.5623
20	1	49		22.32	22.32	22.18		
20	1	99		22.28	22.24	22.04		
20	50	0		21.09	21.43	21.12		
20	50	24		21.18	21.36	21.03		
20	50	50		21.07	21.29	21.19		
20	100	0		21.11	21.28	21.03		
Limit	EIRP < 1W			Result			Pass	



LTE Band 66 Maximum Average Power [dBm] (GT - LC = 5 dB)								
BW [MHz]	RB Size	RB Offset	Mod	Lowest	Middle	Highest	EIRP (dBm)	EIRP (W)
15	1	0	QPSK	23.77	24.10	23.86	29.10	0.8128
15	1	37		23.87	23.99	23.74		
15	1	74		23.95	24.05	23.88		
15	36	0		22.84	23.06	22.90		
15	36	20		23.09	23.20	22.81		
15	36	39		23.07	23.20	22.77		
15	75	0		22.97	23.19	23.06		
15	1	0	16-QAM	23.27	23.31	23.11	28.44	0.6982
15	1	37		23.01	23.14	23.31		
15	1	74		23.38	23.44	22.96		
15	36	0		21.95	22.20	21.78		
15	36	20		21.97	22.26	21.92		
15	36	39		21.98	22.28	21.83		
15	75	0		22.05	22.19	21.83		
15	1	0	64-QAM	22.34	22.40	22.12	27.40	0.5495
15	1	37		22.25	22.12	21.99		
15	1	74		22.21	22.14	21.94		
15	36	0		20.94	21.39	20.93		
15	36	20		20.98	21.26	20.98		
15	36	39		21.07	21.26	21.00		
15	75	0		21.00	21.24	20.99		
Limit	EIRP < 1W			Result			Pass	



LTE Band 66 Maximum Average Power [dBm] (GT - LC = 5 dB)								
BW [MHz]	RB Size	RB Offset	Mod	Lowest	Middle	Highest	EIRP (dBm)	EIRP (W)
10	1	0	QPSK	23.92	24.17	23.72	29.17	0.8260
10	1	25		23.82	23.84	23.81		
10	1	49		24.00	24.08	23.95		
10	25	0		22.94	23.06	22.94		
10	25	12		23.01	23.08	22.77		
10	25	25		23.00	23.14	22.81		
10	50	0		23.13	23.28	23.01		
10	1	0	16-QAM	23.37	23.18	23.12	28.39	0.6902
10	1	25		23.12	23.17	23.17		
10	1	49		23.26	23.39	23.00		
10	25	0		21.80	22.33	21.80		
10	25	12		21.94	22.24	21.98		
10	25	25		21.90	22.16	21.94		
10	50	0		21.89	22.21	21.94		
10	1	0	64-QAM	22.29	22.34	22.04	27.34	0.5420
10	1	25		22.15	22.22	22.16		
10	1	49		22.14	22.15	21.90		
10	25	0		20.90	21.38	21.07		
10	25	12		21.11	21.31	21.03		
10	25	25		20.90	21.18	21.06		
10	50	0		20.92	21.10	20.90		
Limit	EIRP < 1W			Result			Pass	



LTE Band 66 Maximum Average Power [dBm] (GT - LC = 5 dB)								
BW [MHz]	RB Size	RB Offset	Mod	Lowest	Middle	Highest	EIRP (dBm)	EIRP (W)
5	1	0	QPSK	23.74	24.11	23.79	29.11	0.8147
5	1	12		23.95	23.90	23.75		
5	1	24		23.89	24.04	23.91		
5	12	0		22.83	23.19	22.85		
5	12	7		23.11	23.17	22.79		
5	12	13		23.14	23.08	22.81		
5	25	0		23.04	23.13	23.00		
5	1	0	16-QAM	23.40	23.20	23.04	28.41	0.6934
5	1	12		23.11	23.26	23.24		
5	1	24		23.31	23.41	23.13		
5	12	0		21.95	22.28	21.84		
5	12	7		21.99	22.26	22.02		
5	12	13		21.95	22.26	21.85		
5	25	0		21.98	22.27	21.95		
5	1	0	64-QAM	22.24	22.47	22.05	27.47	0.5585
5	1	12		22.18	22.12	22.02		
5	1	24		22.08	22.17	21.95		
5	12	0		21.02	21.29	20.98		
5	12	7		21.06	21.35	20.98		
5	12	13		20.92	21.20	21.08		
5	25	0		21.01	21.26	20.83		
Limit	EIRP < 1W			Result			Pass	



LTE Band 66 Maximum Average Power [dBm] (GT - LC = 5 dB)								
BW [MHz]	RB Size	RB Offset	Mod	Lowest	Middle	Highest	EIRP (dBm)	EIRP (W)
3	1	0	QPSK	23.89	24.13	23.68	29.17	0.8260
3	1	8		23.89	23.96	23.87		
3	1	14		24.00	24.17	23.86		
3	8	0		22.90	23.18	23.03		
3	8	4		23.08	23.08	22.96		
3	8	7		23.05	23.06	22.94		
3	15	0		23.05	23.10	22.90		
3	1	0	16-QAM	23.28	23.18	23.14	28.40	0.6918
3	1	8		23.01	23.28	23.26		
3	1	14		23.37	23.40	23.07		
3	8	0		21.78	22.28	21.86		
3	8	4		21.94	22.16	22.10		
3	8	7		21.95	22.18	21.98		
3	15	0		21.93	22.19	21.92		
3	1	0	64-QAM	22.24	22.30	22.05	27.30	0.5370
3	1	8		22.13	22.30	22.00		
3	1	14		22.18	22.12	21.92		
3	8	0		20.96	21.32	21.10		
3	8	4		20.99	21.19	20.87		
3	8	7		21.07	21.11	21.00		
3	15	0		21.00	21.11	21.02		
Limit	EIRP < 1W			Result			Pass	



LTE Band 66 Maximum Average Power [dBm] (GT - LC = 5 dB)								
BW [MHz]	RB Size	RB Offset	Mod	Lowest	Middle	Highest	EIRP (dBm)	EIRP (W)
1.4	1	0	QPSK	23.82	24.08	23.80	29.08	0.8091
1.4	1	3		23.93	24.01	23.81		
1.4	1	5		23.81	23.99	23.74		
1.4	3	0		23.87	23.92	23.79		
1.4	3	1		23.91	24.02	23.79		
1.4	3	3		23.86	24.01	23.70		
1.4	6	0		22.99	23.09	22.87		
1.4	1	0	16-QAM	23.28	23.39	23.19	28.45	0.6998
1.4	1	3		23.36	23.45	23.26		
1.4	1	5		23.32	23.41	23.17		
1.4	3	0		22.97	23.06	22.76		
1.4	3	1		22.92	23.08	22.85		
1.4	3	3		22.88	23.03	22.76		
1.4	6	0		21.95	22.03	21.91		
1.4	1	0	64-QAM	22.07	22.19	21.89	27.33	0.5408
1.4	1	3		22.11	22.23	21.96		
1.4	1	5		21.98	22.20	21.88		
1.4	3	0		22.15	22.28	22.08		
1.4	3	1		22.20	22.33	22.08		
1.4	3	3		22.16	22.28	21.99		
1.4	6	0		21.06	21.08	20.76		
Limit	EIRP < 1W			Result			Pass	



LTE Band 71 Maximum Average Power [dBm] (GT - LC = 4.5 dB)								
BW [MHz]	RB Size	RB Offset	Mod	Lowest	Middle	Highest	ERP (dBm)	ERP (W)
20	1	0	QPSK	25.37	25.48	25.47	27.83	0.6067
20	1	49		25.33	25.44	25.42		
20	1	99		25.30	25.45	25.45		
20	50	0		24.21	24.45	24.44		
20	50	24		24.35	24.40	24.42		
20	50	50		24.33	24.29	24.39		
20	100	0		24.32	24.36	24.31		
20	1	0	16-QAM	24.02	24.28	24.49	26.84	0.4831
20	1	49		24.45	24.41	24.41		
20	1	99		24.46	24.33	24.49		
20	50	0		23.17	23.26	23.41		
20	50	24		23.31	23.42	23.41		
20	50	50		23.23	23.33	23.34		
20	100	0		23.33	23.29	23.33		
20	1	0	64-QAM	23.18	23.39	23.41	25.80	0.3802
20	1	49		23.37	23.32	23.30		
20	1	99		23.43	23.44	23.45		
20	50	0		22.16	22.32	22.39		
20	50	24		22.43	22.39	22.29		
20	50	50		22.29	22.33	22.30		
20	100	0		22.39	22.35	22.36		
Limit	ERP < 3W			Result			Pass	



LTE Band 71 Maximum Average Power [dBm] (GT - LC = 4.5 dB)								
BW [MHz]	RB Size	RB Offset	Mod	Lowest	Middle	Highest	ERP (dBm)	ERP (W)
15	1	0	QPSK	25.44	25.41	25.41	27.79	0.6012
15	1	37		25.26	25.30	25.27		
15	1	74		25.30	25.26	25.20		
15	36	0		24.07	24.28	24.13		
15	36	20		24.32	24.41	24.42		
15	36	39		24.19	24.24	24.33		
15	75	0		24.24	24.38	24.29		
15	1	0	16-QAM	23.83	24.10	24.09	26.81	0.4797
15	1	37		24.33	24.35	24.35		
15	1	74		24.40	24.43	24.46		
15	36	0		23.11	23.18	23.08		
15	36	20		23.13	23.39	23.34		
15	36	39		23.20	23.29	23.14		
15	75	0		23.20	23.34	23.33		
15	1	0	64-QAM	23.18	23.20	23.12	25.72	0.3733
15	1	37		23.29	23.31	23.31		
15	1	74		23.29	23.37	23.32		
15	36	0		22.15	22.24	22.18		
15	36	20		22.34	22.32	22.31		
15	36	39		22.22	22.23	22.17		
15	75	0		22.37	22.46	22.33		
Limit	ERP < 3W			Result			Pass	



LTE Band 71 Maximum Average Power [dBm] (GT - LC = 4.5 dB)								
BW [MHz]	RB Size	RB Offset	Mod	Lowest	Middle	Highest	ERP (dBm)	ERP (W)
10	1	0	QPSK	25.30	25.44	25.41	27.79	0.6012
10	1	25		25.27	25.23	25.24		
10	1	49		25.23	25.33	25.35		
10	25	0		24.03	24.19	24.18		
10	25	12		24.35	24.39	24.32		
10	25	25		24.14	24.39	24.22		
10	50	0		24.18	24.37	24.32		
10	1	0	16-QAM	23.84	24.02	24.07	26.85	0.4842
10	1	25		24.44	24.41	24.34		
10	1	49		24.33	24.46	24.50		
10	25	0		22.99	23.21	23.17		
10	25	12		23.24	23.35	23.24		
10	25	25		23.17	23.30	23.21		
10	50	0		23.18	23.31	23.38		
10	1	0	64-QAM	23.11	23.25	23.20	25.79	0.3793
10	1	25		23.36	23.42	23.35		
10	1	49		23.40	23.43	23.44		
10	25	0		21.97	22.10	22.06		
10	25	12		22.36	22.33	22.45		
10	25	25		22.15	22.25	22.34		
10	50	0		22.34	22.32	22.34		
Limit	ERP < 3W			Result			Pass	



LTE Band 71 Maximum Average Power [dBm] (GT - LC = 4.5 dB)								
BW [MHz]	RB Size	RB Offset	Mod	Lowest	Middle	Highest	ERP (dBm)	ERP (W)
5	1	0	QPSK	25.37	25.38	25.42	27.77	0.5984
5	1	12		25.17	25.27	25.29		
5	1	24		25.13	25.28	25.35		
5	12	0		24.14	24.29	24.12		
5	12	7		24.26	24.33	24.28		
5	12	13		24.26	24.23	24.25		
5	25	0		24.27	24.32	24.25		
5	1	0	16-QAM	23.92	23.94	24.03	26.84	0.4831
5	1	12		24.33	24.37	24.45		
5	1	24		24.33	24.45	24.49		
5	12	0		22.97	23.22	23.20		
5	12	7		23.26	23.40	23.31		
5	12	13		23.23	23.15	23.30		
5	25	0		23.20	23.42	23.38		
5	1	0	64-QAM	23.00	23.15	23.07	25.80	0.3802
5	1	12		23.21	23.40	23.32		
5	1	24		23.38	23.37	23.45		
5	12	0		22.15	22.14	22.04		
5	12	7		22.32	22.47	22.50		
5	12	13		22.25	22.31	22.33		
5	25	0		22.37	22.45	22.28		
Limit	ERP < 3W			Result			Pass	



LTE Band 14 Maximum Average Power [dBm] (GT - LC = 5 dB)								
BW [MHz]	RB Size	RB Offset	Mod	Lowest	Middle	Highest	ERP (dBm)	ERP (W)
10	1	0	QPSK		25.25		28.10	0.6457
10	1	25			25.16			
10	1	49			25.10			
10	25	0			24.34			
10	25	12			24.27			
10	25	25			24.21			
10	50	0			24.24			
10	1	0	16-QAM	-	24.42	-	27.34	0.5420
10	1	25			24.49			
10	1	49			24.49			
10	25	0			23.14			
10	25	12			23.36			
10	25	25			23.13			
10	50	0			23.21			
10	1	0	64-QAM		23.44		26.31	0.4276
10	1	25			23.44			
10	1	49			23.46			
10	25	0			22.30			
10	25	12			22.26			
10	25	25			22.23			
10	50	0			22.22			
Limit	ERP < 3W			Result			Pass	



LTE Band 14 Maximum Average Power [dBm] (GT - LC = 5 dB)								
BW [MHz]	RB Size	RB Offset	Mod	Lowest	Middle	Highest	ERP (dBm)	ERP (W)
5	1	0	QPSK	25.13	25.17	25.10	28.09	0.6442
5	1	12		25.17	25.24	25.17		
5	1	24		25.09	25.22	25.12		
5	12	0		24.19	24.32	24.25		
5	12	7		24.24	24.36	24.31		
5	12	13		24.18	24.19	24.20		
5	25	0		24.22	24.29	24.26		
5	1	0	16-QAM	24.16	24.20	24.27	27.25	0.5309
5	1	12		24.39	24.40	24.34		
5	1	24		24.14	24.36	24.32		
5	12	0		23.25	23.20	23.32		
5	12	7		23.39	23.37	23.31		
5	12	13		23.29	23.28	23.44		
5	25	0		23.28	23.38	23.21		
5	1	0	64-QAM	23.39	23.27	23.33	26.31	0.4276
5	1	12		23.10	22.86	23.40		
5	1	24		23.46	23.11	23.18		
5	12	0		22.28	22.27	22.43		
5	12	7		22.35	22.28	22.17		
5	12	13		22.28	22.36	22.21		
5	25	0		22.31	22.30	22.30		
Limit	ERP < 3W			Result			Pass	



LTE Band 26 (Part90S) Maximum Average Power [dBm] (GT - LC = 5.5 dB)								
BW [MHz]	RB Size	RB Offset	Mod	Lowest	Middle	Highest	ERP (dBm)	ERP (W)
15	1	0	QPSK	25.34	-	-	28.69	0.7396
15	1	37		25.20	-	-		
15	1	74		25.27	-	-		
15	36	0		24.45	-	-		
15	36	20		24.29	-	-		
15	36	39		24.30	-	-		
15	75	0		24.36	-	-		
15	1	0	16-QAM	24.32	-	-	27.72	0.5916
15	1	37		24.30	-	-		
15	1	74		24.37	-	-		
15	36	0		23.44	-	-		
15	36	20		23.27	-	-		
15	36	39		23.43	-	-		
15	75	0		23.33	-	-		
15	1	0	64-QAM	23.42	-	-	26.77	0.4753
15	1	37		23.09	-	-		
15	1	74		23.39	-	-		
15	36	0		22.33	-	-		
15	36	20		22.30	-	-		
15	36	39		22.35	-	-		
15	75	0		22.34	-	-		
Limit	Power < 100W			Result			Pass	



LTE Band 26 (Part90S) Maximum Average Power [dBm] (GT - LC = 5.5 dB)								
BW [MHz]	RB Size	RB Offset	Mod	Lowest	Middle	Highest	ERP (dBm)	ERP (W)
10	1	0	QPSK	-	25.35	-	28.70	0.7413
10	1	25		-	25.07	-		
10	1	49		-	25.22	-		
10	25	0		-	24.20	-		
10	25	12		-	24.16	-		
10	25	25		-	24.07	-		
10	50	0		-	24.33	-		
10	1	0	16-QAM	-	24.25	-	27.60	0.5754
10	1	25		-	24.25	-		
10	1	49		-	24.18	-		
10	25	0		-	23.14	-		
10	25	12		-	23.16	-		
10	25	25		-	23.33	-		
10	50	0		-	23.26	-		
10	1	0	64-QAM	-	23.31	-	26.66	0.4634
10	1	25		-	22.92	-		
10	1	49		-	23.26	-		
10	25	0		-	22.16	-		
10	25	12		-	22.26	-		
10	25	25		-	22.24	-		
10	50	0		-	22.38	-		
Limit	Power < 100W			Result			Pass	



LTE Band 26 (Part90S) Maximum Average Power [dBm] (GT - LC = 5.5 dB)								
BW [MHz]	RB Size	RB Offset	Mod	Lowest	Middle	Highest	ERP (dBm)	ERP (W)
5	1	0	QPSK	25.43	25.39	25.35	28.78	0.7551
5	1	12		25.13	25.02	25.11		
5	1	24		25.26	25.09	25.04		
5	12	0		24.33	24.28	24.36		
5	12	7		24.27	24.38	24.25		
5	12	13		24.05	24.25	24.19		
5	25	0		24.07	24.33	24.17		
5	1	0	16-QAM	24.23	24.25	24.20	27.75	0.5957
5	1	12		24.17	24.38	24.22		
5	1	24		24.30	24.40	24.27		
5	12	0		23.12	23.28	23.23		
5	12	7		23.20	23.16	23.16		
5	12	13		23.18	23.24	23.24		
5	25	0		23.10	23.27	23.27		
5	1	0	64-QAM	23.11	23.27	23.17	26.65	0.4624
5	1	12		22.89	23.07	23.03		
5	1	24		23.16	23.30	23.23		
5	12	0		22.11	22.18	22.09		
5	12	7		22.33	22.27	22.29		
5	12	13		22.22	22.20	22.37		
5	25	0		22.18	22.17	22.30		
Limit	Power < 100W			Result			Pass	



LTE Band 26 (Part90S) Maximum Average Power [dBm] (GT - LC = 5.5 dB)								
BW [MHz]	RB Size	RB Offset	Mod	Lowest	Middle	Highest	ERP (dBm)	ERP (W)
3	1	0	QPSK	25.38	25.41	25.27	28.76	0.7516
3	1	8		25.20	25.01	24.97		
3	1	14		25.11	25.10	25.06		
3	8	0		24.31	24.23	24.37		
3	8	4		24.25	24.19	24.27		
3	8	7		24.15	24.09	24.04		
3	15	0		24.22	24.30	24.20		
3	1	0	16-QAM	24.36	24.37	24.12	27.72	0.5916
3	1	8		24.20	24.17	24.22		
3	1	14		24.22	24.07	24.36		
3	8	0		23.40	23.29	23.20		
3	8	4		23.30	23.33	23.26		
3	8	7		23.20	23.38	23.20		
3	15	0		23.32	23.33	23.37		
3	1	0	64-QAM	23.06	23.23	23.19	26.74	0.4721
3	1	8		23.04	22.96	23.11		
3	1	14		23.06	23.22	23.39		
3	8	0		22.06	22.15	22.06		
3	8	4		22.07	22.10	22.24		
3	8	7		22.17	22.26	22.36		
3	15	0		22.22	22.29	22.06		
Limit	Power < 100W			Result			Pass	



LTE Band 26 (Part90S) Maximum Average Power [dBm] (GT - LC = 5.5 dB)								
BW [MHz]	RB Size	RB Offset	Mod	Lowest	Middle	Highest	ERP (dBm)	ERP (W)
1.4	1	0	QPSK	25.16	25.29	25.29	28.74	0.7482
1.4	1	3		25.32	25.24	25.33		
1.4	1	5		25.10	25.23	25.19		
1.4	3	0		25.35	25.25	25.23		
1.4	3	1		25.27	25.32	25.24		
1.4	3	3		25.25	25.39	25.27		
1.4	6	0		24.40	24.40	24.27		
1.4	1	0	16-QAM	24.32	24.33	24.35	27.76	0.5970
1.4	1	3		24.26	24.25	24.27		
1.4	1	5		24.41	24.26	24.26		
1.4	3	0		24.17	24.28	24.19		
1.4	3	1		24.39	24.07	24.21		
1.4	3	3		24.11	24.41	24.12		
1.4	6	0		23.27	23.13	23.48		
1.4	1	0	64-QAM	23.34	23.31	23.34	26.77	0.4753
1.4	1	3		23.42	23.28	23.18		
1.4	1	5		23.33	23.23	23.33		
1.4	3	0		23.10	23.30	23.27		
1.4	3	1		23.23	23.29	23.17		
1.4	3	3		23.17	23.20	23.02		
1.4	6	0		22.33	22.30	22.35		
Limit	Power < 100W			Result			Pass	



LTE Band 26 Straddle Maximum Average Power [dBm] (GT - LC = 5.5 dB)								
BW [MHz]	RB Size	RB Offset	Mod	Lowest	Middle	Highest	ERP (dBm)	ERP (W)
15	1	0	QPSK	-	25.48	-	28.83	0.7638
15	1	37		-	25.38	-		
15	1	74		-	25.28	-		
15	36	0		-	24.45	-		
15	36	20		-	24.46	-		
15	36	39		-	24.40	-		
15	75	0		-	24.46	-		
15	1	0	16-QAM	-	24.55	-	27.90	0.6166
15	1	37		-	24.50	-		
15	1	74		-	24.35	-		
15	36	0		-	23.43	-		
15	36	20		-	23.49	-		
15	36	39		-	23.52	-		
15	75	0		-	23.44	-		
15	1	0	64-QAM	-	23.51	-	26.86	0.4853
15	1	37		-	23.19	-		
15	1	74		-	23.37	-		
15	36	0		-	22.38	-		
15	36	20		-	22.54	-		
15	36	39		-	22.33	-		
15	75	0		-	22.35	-		
Limit	Reporting only			Result			N/A	



LTE Band 26 Straddle Maximum Average Power [dBm] (GT - LC = 5.5 dB)								
BW [MHz]	RB Size	RB Offset	Mod	Lowest	Middle	Highest	ERP (dBm)	ERP (W)
10	1	0	QPSK	-	25.47	-	28.82	0.7621
10	1	25		-	25.16	-		
10	1	49		-	25.17	-		
10	25	0		-	24.47	-		
10	25	12		-	24.30	-		
10	25	25		-	24.11	-		
10	50	0		-	24.49	-		
10	1	0	16-QAM	-	24.27	-	27.73	0.5929
10	1	25		-	24.35	-		
10	1	49		-	24.38	-		
10	25	0		-	23.37	-		
10	25	12		-	23.47	-		
10	25	25		-	23.28	-		
10	50	0		-	23.42	-		
10	1	0	64-QAM	-	23.30	-	26.65	0.4624
10	1	25		-	23.24	-		
10	1	49		-	23.24	-		
10	25	0		-	22.22	-		
10	25	12		-	22.36	-		
10	25	25		-	22.40	-		
10	50	0		-	22.36	-		
Limit	Reporting only			Result			N/A	



LTE Band 26 Straddle Maximum Average Power [dBm] (GT - LC = 5.5 dB)								
BW [MHz]	RB Size	RB Offset	Mod	Lowest	Middle	Highest	ERP (dBm)	ERP (W)
5	1	0	QPSK	-	25.46	-	28.81	0.7603
5	1	12		-	25.33	-		
5	1	24		-	25.35	-		
5	12	0		-	24.47	-		
5	12	7		-	24.19	-		
5	12	13		-	24.24	-		
5	25	0		-	24.20	-		
5	1	0	16-QAM	-	24.31	-	27.73	0.5929
5	1	12		-	24.38	-		
5	1	24		-	24.32	-		
5	12	0		-	23.29	-		
5	12	7		-	23.31	-		
5	12	13		-	23.45	-		
5	25	0		-	23.25	-		
5	1	0	64-QAM	-	23.21	-	26.78	0.4764
5	1	12		-	22.96	-		
5	1	24		-	23.43	-		
5	12	0		-	22.25	-		
5	12	7		-	22.53	-		
5	12	13		-	22.28	-		
5	25	0		-	22.22	-		
Limit	Reporting only			Result			N/A	



LTE Band 26 Straddle Maximum Average Power [dBm] (GT - LC = 5.5 dB)								
BW [MHz]	RB Size	RB Offset	Mod	Lowest	Middle	Highest	ERP (dBm)	ERP (W)
3	1	0	QPSK	-	25.25	-	28.67	0.7362
3	1	8		-	25.32	-		
3	1	14		-	25.24	-		
3	8	0		-	24.32	-		
3	8	4		-	24.44	-		
3	8	7		-	24.27	-		
3	15	0		-	24.42	-		
3	1	0	16-QAM	-	24.52	-	27.87	0.6124
3	1	8		-	24.38	-		
3	1	14		-	24.27	-		
3	8	0		-	23.36	-		
3	8	4		-	23.33	-		
3	8	7		-	23.39	-		
3	15	0		-	23.25	-		
3	1	0	64-QAM	-	23.20	-	26.67	0.4645
3	1	8		-	23.30	-		
3	1	14		-	23.32	-		
3	8	0		-	22.24	-		
3	8	4		-	22.31	-		
3	8	7		-	22.34	-		
3	15	0		-	22.42	-		
Limit	Reporting only			Result			N/A	



LTE Band 26 Straddle Maximum Average Power [dBm] (GT - LC = 5.5 dB)								
BW [MHz]	RB Size	RB Offset	Mod	Lowest	Middle	Highest	ERP (dBm)	ERP (W)
1.4	1	0	QPSK	-	25.38	-	28.81	0.7603
1.4	1	3		-	25.33	-		
1.4	1	5		-	25.38	-		
1.4	3	0		-	25.46	-		
1.4	3	1		-	25.45	-		
1.4	3	3		-	25.45	-		
1.4	6	0		-	24.56	-		
1.4	1	0	16-QAM	-	24.49	-	27.89	0.6152
1.4	1	3		-	24.54	-		
1.4	1	5		-	24.42	-		
1.4	3	0		-	24.34	-		
1.4	3	1		-	24.34	-		
1.4	3	3		-	24.18	-		
1.4	6	0		-	23.33	-		
1.4	1	0	64-QAM	-	23.31	-	26.73	0.4710
1.4	1	3		-	23.38	-		
1.4	1	5		-	23.38	-		
1.4	3	0		-	23.23	-		
1.4	3	1		-	23.27	-		
1.4	3	3		-	23.34	-		
1.4	6	0		-	22.45	-		
Limit	Reporting only			Result			N/A	



LTE Band 5B_CA Maximum Average Power [dBm] (GT - LC = 5.5 dB)										
BW [MHz]	PCC		SCC		Mod	Lowest	Middle	Highest	ERP (dBm)	ERP (W)
	RB Size	RB Offset	RB Size	RB Offset						
10+10	50	0	50	0	QPSK	24.44	24.41	24.39	28.39	0.6902
10+10	1	0	1	49		15.89	15.84	15.88		
10+10	1	49	1	0		25.04	25.04	24.93		
10+10	50	0	50	0	16-QAM	23.39	23.39	23.35	28.78	0.7551
10+10	1	0	1	49		16.26	16.22	16.27		
10+10	1	49	1	0		25.43	25.26	25.12		
10+10	50	0	50	0	64-QAM	23.43	23.33	23.31	26.86	0.4853
10+10	1	0	1	49		16.08	16.10	16.16		
10+10	1	49	1	0		23.51	23.38	23.38		
10+5	50	0	25	0	QPSK	24.54	24.44	24.35	28.57	0.7194
10+5	1	0	1	24		16.54	16.33	16.36		
10+5	1	49	1	0		25.22	25.01	24.96		
10+5	50	0	25	0	16-QAM	23.51	23.38	21.43	28.78	0.7551
10+5	1	0	1	24		17.03	16.79	16.73		
10+5	1	49	1	0		25.43	25.27	25.27		
10+5	50	0	25	0	64-QAM	23.50	23.30	23.14	26.94	0.4943
10+5	1	0	1	24		16.71	16.58	16.65		
10+5	1	49	1	0		23.59	23.32	23.45		
5+10	25	0	50	0	QPSK	24.36	24.37	24.34	28.46	0.7015
5+10	1	0	1	49		16.33	16.38	16.45		
5+10	1	24	1	0		24.96	25.11	25.08		
5+10	25	0	50	0	16-QAM	23.34	23.37	23.10	28.67	0.7362
5+10	1	0	1	49		16.78	16.96	16.77		
5+10	1	24	1	0		25.25	25.32	25.15		
5+10	25	0	50	0	64-QAM	23.34	23.43	23.32	26.85	0.4842
5+10	1	0	1	49		16.54	16.72	16.65		
5+10	1	24	1	0		23.41	23.50	23.47		
Limit	ERP < 7W					Result			Pass	



LTE Band 7C_CA Maximum Average Power [dBm] (GT - LC = 8.5 dB)										
BW [MHz]	PCC		SCC		Mod	Lowest	Middle	Highest	EIRP (dBm)	EIRP (W)
	RB Size	RB Offset	RB Size	RB Offset						
20+20	100	0	100	0	QPSK	22.74	22.74	22.89	32.17	1.6482
20+20	1	0	1	99		16.62	16.40	16.41		
20+20	1	99	1	0		23.67	23.56	23.57		
20+20	100	0	100	0	16-QAM	21.85	21.83	21.87	32.70	1.8621
20+20	1	0	1	99		15.79	16.40	15.88		
20+20	1	99	1	0		24.10	24.20	24.10		
20+20	100	0	100	0	64-QAM	21.90	21.84	21.81	30.59	1.1455
20+20	1	0	1	99		15.72	16.40	15.67		
20+20	1	99	1	0		22.05	22.09	22.06		
20+15	100	0	75	0	QPSK	22.88	22.78	22.75	32.24	1.6749
20+15	1	0	1	74		16.68	16.40	16.33		
20+15	1	99	1	0		23.74	23.69	23.43		
20+15	100	0	75	0	16-QAM	21.82	21.81	21.73	32.82	1.9143
20+15	1	0	1	74		15.30	15.50	15.70		
20+15	1	99	1	0		24.00	24.10	24.32		
20+15	100	0	75	0	64-QAM	21.89	21.81	21.75	30.62	1.1535
20+15	1	0	1	74		15.48	15.10	14.97		
20+15	1	99	1	0		21.83	21.95	22.12		
15+20	75	0	100	0	QPSK	22.90	22.75	22.73	32.21	1.6634
15+20	1	0	1	99		16.65	16.39	16.19		
15+20	1	74	1	0		23.71	23.54	23.38		
15+20	75	0	100	0	16-QAM	21.88	21.83	21.67	32.78	1.8967
15+20	1	0	1	99		15.59	15.60	15.59		
15+20	1	74	1	0		24.28	23.65	23.84		
15+20	75	0	100	0	64-QAM	21.89	21.81	21.75	30.39	1.0940
15+20	1	0	1	99		15.13	15.25	15.46		
15+20	1	74	1	0		21.77	21.78	21.81		
Limit	EIRP < 2W					Result			Pass	



LTE Band 7C_CA Maximum Average Power [dBm] (GT - LC = 8.5 dB)										
BW [MHz]	PCC		SCC		Mod	Lowest	Middle	Highest	EIRP (dBm)	EIRP (W)
	RB Size	RB Offset	RB Size	RB Offset						
20+10	100	0	50	0	QPSK	22.92	22.88	22.86	32.32	1.7061
20+10	1	0	1	49		16.92	16.95	16.50		
20+10	1	99	1	0		23.82	23.71	23.63		
20+10	100	0	50	0	16-QAM	21.92	21.90	21.87	32.93	1.9634
20+10	1	0	1	49		15.94	15.54	15.34		
20+10	1	99	1	0		24.42	24.43	24.13		
20+10	100	0	50	0	64-QAM	21.95	21.92	21.85	30.75	1.1885
20+10	1	0	1	49		15.53	15.46	15.43		
20+10	1	99	1	0		22.23	22.25	22.23		
10+20	50	0	100	0	QPSK	22.94	22.87	22.87	32.28	1.6904
10+20	1	0	1	99		16.96	16.86	16.63		
10+20	1	49	1	0		23.78	23.67	23.60		
10+20	50	0	100	0	16-QAM	21.92	21.88	21.86	32.75	1.8836
10+20	1	0	1	99		15.75	15.77	15.83		
10+20	1	49	1	0		23.88	24.10	24.25		
10+20	50	0	100	0	64-QAM	21.96	21.87	21.80	30.49	1.1194
10+20	1	0	1	99		15.66	15.55	15.46		
10+20	1	49	1	0		21.99	21.95	21.96		
15+15	75	0	75	0	QPSK	22.83	22.74	22.90	32.15	1.6406
15+15	1	0	1	74		16.76	16.63	16.31		
15+15	1	74	1	0		23.64	23.56	23.65		
15+15	75	0	75	0	16-QAM	21.82	21.81	21.88	32.62	1.8281
15+15	1	0	1	74		14.97	15.45	15.69		
15+15	1	74	1	0		24.12	23.65	23.88		
15+15	75	0	75	0	64-QAM	21.85	21.80	21.85	32.03	1.5959
15+15	1	0	1	74		15.44	15.25	15.35		
15+15	1	74	1	0		21.85	23.53	22.03		
Limit	EIRP < 2W					Result			Pass	



LTE Band 7C_CA Maximum Average Power [dBm] (GT - LC = 8.5 dB)										
BW [MHz]	PCC		SCC		Mod	Lowest	Middle	Highest	EIRP (dBm)	EIRP (W)
	RB Size	RB Offset	RB Size	RB Offset						
15+10	75	0	50	0	QPSK	22.12	21.75	21.66	32.97	1.9815
15+10	1	0	1	49		16.73	16.49	16.67		
15+10	1	74	1	0		24.45	24.47	24.40		
15+10	75	0	50	0	16-QAM	20.72	20.37	20.78	32.92	1.9588
15+10	1	0	1	49		15.60	15.81	15.65		
15+10	1	74	1	0		23.85	24.42	24.41		
15+10	75	0	50	0	64-QAM	20.57	20.22	21.15	32.36	1.7219
15+10	1	0	1	49		15.11	15.60	15.03		
15+10	1	74	1	0		22.14	23.86	23.64		
Limit	EIRP < 2W					Result			Pass	



LTE Band 41C_CA Maximum Average Power [dBm] (GT - LC = 8.5 dB)										
BW [MHz]	PCC		SCC		Mod	Lowest	Middle	Highest	EIRP (dBm)	EIRP (W)
	RB Size	RB Offset	RB Size	RB Offset						
20+20	100	0	100	0	QPSK	18.40	18.98	23.14	32.58	1.8113
20+20	1	0	1	99		14.23	15.71	16.82		
20+20	1	99	1	0		23.01	22.98	24.08		
20+20	100	0	100	0	16-QAM	18.18	18.64	22.16	32.89	1.9454
20+20	1	0	1	99		14.70	14.48	17.01		
20+20	1	99	1	0		23.47	23.18	24.39		
20+20	100	0	100	0	64-QAM	18.15	18.64	22.13	30.69	1.1722
20+20	1	0	1	99		14.38	14.17	16.67		
20+20	1	99	1	0		21.22	20.98	22.19		
20+15	100	0	75	0	QPSK	18.45	18.96	23.12	32.69	1.8578
20+15	1	0	1	74		14.20	15.70	16.78		
20+15	1	99	1	0		23.02	23.01	24.19		
20+15	100	0	75	0	16-QAM	18.17	18.63	22.17	32.88	1.9409
20+15	1	0	1	74		14.69	14.45	16.52		
20+15	1	99	1	0		23.52	23.21	24.38		
20+15	100	0	75	0	64-QAM	18.15	18.63	22.12	30.74	1.1858
20+15	1	0	1	74		14.39	14.13	16.32		
20+15	1	99	1	0		21.19	20.94	22.24		
15+20	75	0	100	0	QPSK	18.54	19.00	23.08	32.60	1.8197
15+20	1	0	1	99		14.20	15.68	16.73		
15+20	1	74	1	0		23.15	22.98	24.10		
15+20	75	0	100	0	16-QAM	18.28	18.65	22.12	32.90	1.9498
15+20	1	0	1	99		14.68	14.45	16.93		
15+20	1	74	1	0		23.55	23.17	24.40		
15+20	75	0	100	0	64-QAM	18.28	18.65	22.01	30.64	1.1588
15+20	1	0	1	99		14.40	14.14	16.60		
15+20	1	74	1	0		21.30	20.90	22.14		
Limit	EIRP < 2W					Result			Pass	



LTE Band 41C_CA Maximum Average Power [dBm] (GT - LC = 8.5 dB)										
BW [MHz]	PCC		SCC		Mod	Lowest	Middle	Highest	EIRP (dBm)	EIRP (W)
	RB Size	RB Offset	RB Size	RB Offset						
20+10	100	0	50	0	QPSK	18.42	18.98	23.20	32.68	1.8535
20+10	1	0	1	49		14.21	15.57	16.54		
20+10	1	99	1	0		23.10	22.89	24.18		
20+10	100	0	50	0	16-QAM	18.20	18.66	22.11	32.67	1.8493
20+10	1	0	1	49		14.68	14.47	17.00		
20+10	1	99	1	0		23.58	23.25	24.17		
20+10	100	0	50	0	64-QAM	18.17	18.64	22.11	30.77	1.1940
20+10	1	0	1	49		14.35	14.14	16.68		
20+10	1	99	1	0		21.27	20.94	22.27		
10+20	50	0	100	0	QPSK	18.51	19.01	23.18	32.45	1.7579
10+20	1	0	1	99		14.24	15.52	16.50		
10+20	1	49	1	0		23.15	22.80	23.95		
10+20	50	0	100	0	16-QAM	18.28	18.66	22.09	32.97	1.9815
10+20	1	0	1	99		14.71	14.45	16.98		
10+20	1	49	1	0		23.68	23.24	24.47		
10+20	50	0	100	0	64-QAM	18.25	18.66	22.09	30.59	1.1455
10+20	1	0	1	99		14.38	14.13	16.63		
10+20	1	49	1	0		21.33	20.96	22.09		
20+5	100	0	25	0	QPSK	19.10	19.04	23.10	32.38	1.7298
20+5	1	0	1	24		14.31	15.67	16.22		
20+5	1	99	1	0		23.04	22.92	23.88		
20+5	100	0	25	0	16-QAM	19.14	19.11	22.08	32.65	1.8408
20+5	1	0	1	24		14.75	14.57	17.08		
20+5	1	99	1	0		23.51	23.12	24.15		
20+5	100	0	25	0	64-QAM	19.14	19.12	22.07	30.69	1.1722
20+5	1	0	1	24		14.47	14.24	16.78		
20+5	1	99	1	0		21.17	20.87	22.19		
Limit	EIRP < 2W					Result			Pass	



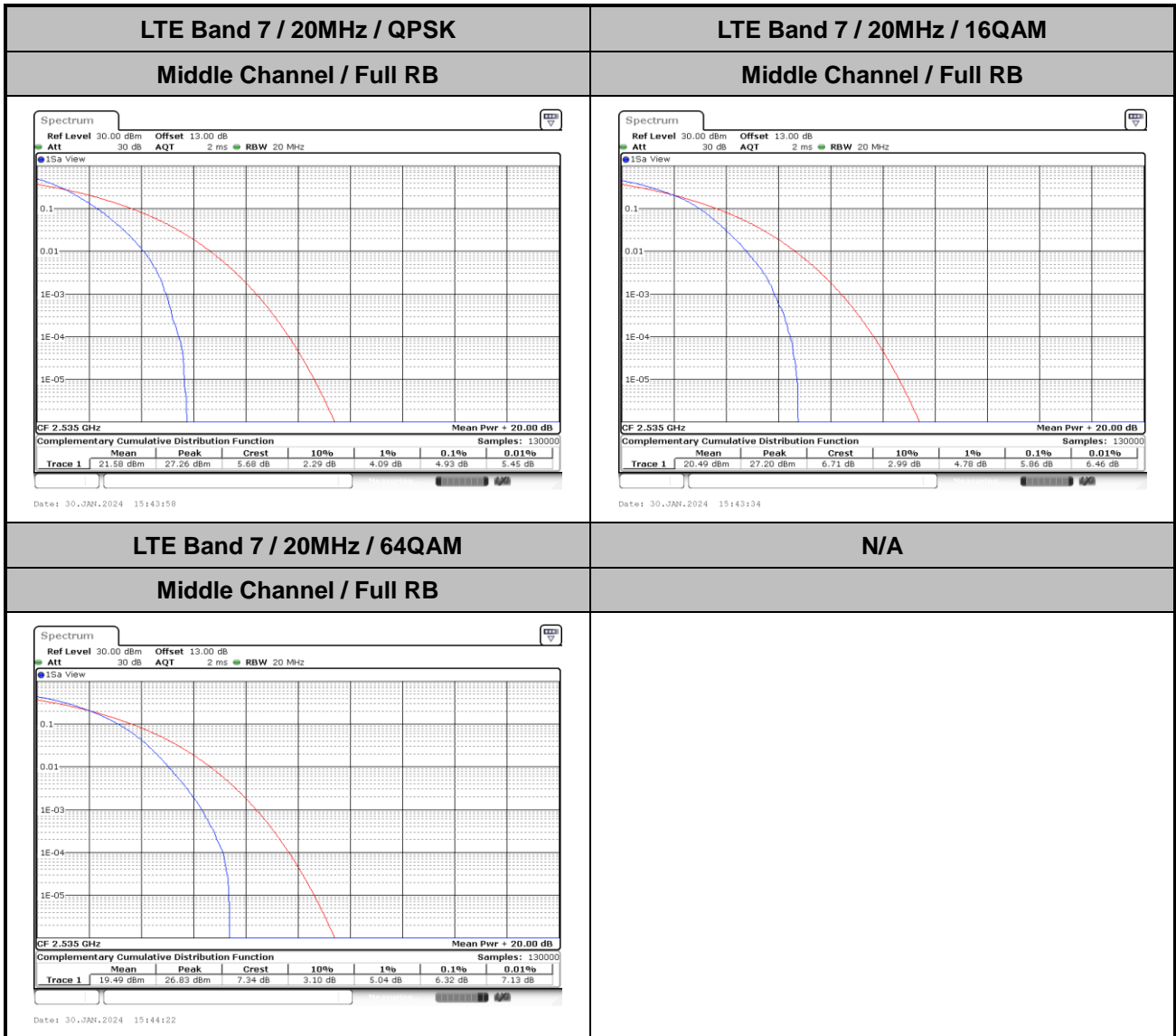
LTE Band 41C_CA Maximum Average Power [dBm] (GT - LC = 8.5 dB)										
BW [MHz]	PCC		SCC		Mod	Lowest	Middle	Highest	EIRP (dBm)	EIRP (W)
	RB Size	RB Offset	RB Size	RB Offset						
5+20	25	0	100	0	QPSK	19.18	19.10	23.16	32.57	1.8072
5+20	1	0	1	99		14.19	15.57	16.50		
5+20	1	24	1	0		23.20	23.05	24.07		
5+20	25	0	100	0	16-QAM	19.24	19.17	22.06	32.72	1.8707
5+20	1	0	1	99		14.66	14.38	16.95		
5+20	1	24	1	0		23.68	23.35	24.22		
5+20	25	0	100	0	64-QAM	19.28	19.23	22.09	30.68	1.1695
5+20	1	0	1	99		14.37	14.10	16.63		
5+20	1	24	1	0		21.37	21.05	22.18		
15+10	75	0	50	0	QPSK	19.20	19.06	23.18	32.98	1.9861
15+10	1	0	1	49		14.25	15.51	16.49		
15+10	1	74	1	0		24.20	23.76	24.48		
15+10	75	0	50	0	16-QAM	19.23	19.10	22.08	32.85	1.9275
15+10	1	0	1	49		14.68	14.53	17.10		
15+10	1	74	1	0		23.61	23.15	24.35		
15+10	75	0	50	0	64-QAM	19.22	19.10	22.11	30.64	1.1588
15+10	1	0	1	49		14.40	14.22	16.77		
15+10	1	74	1	0		21.28	20.91	22.14		
10+15	50	0	75	0	QPSK	19.18	19.02	23.18	32.76	1.8880
10+15	1	0	1	74		14.21	15.40	16.42		
10+15	1	49	1	0		24.15	23.73	24.26		
10+15	50	0	75	0	16-QAM	19.27	19.13	22.19	32.63	1.8323
10+15	1	0	1	74		14.68	14.51	16.95		
10+15	1	49	1	0		23.63	23.26	24.13		
10+15	50	0	75	0	64-QAM	19.23	19.11	22.11	30.71	1.1776
10+15	1	0	1	74		14.37	14.08	14.21		
10+15	1	49	1	0		21.35	20.97	22.21		
15+15	75	0	75	0	QPSK	18.50	18.98	23.16	32.69	1.8578
15+15	1	0	1	74		14.19	15.65	16.71		
15+15	1	74	1	0		23.12	22.94	24.19		
15+15	75	0	75	0	16-QAM	18.28	18.63	22.19	32.75	1.8836
15+15	1	0	1	74		14.66	14.40	16.97		
15+15	1	74	1	0		23.55	23.22	24.25		
15+15	75	0	75	0	64-QAM	18.27	18.63	22.18	30.78	1.1967
15+15	1	0	1	74		14.36	14.12	16.66		
15+15	1	74	1	0		21.31	20.94	22.28		
Limit	EIRP < 2W					Result			Pass	



LTE Band 7

Peak-to-Average Ratio

Mode	LTE Band 7 / 20MHz				
Mod.	QPSK	16QAM	64QAM	256QAM	Limit: 13dB
RB Size	Full RB	Full RB	Full RB	Full RB	Result
Middle CH	4.93	5.86	6.32	.	PASS





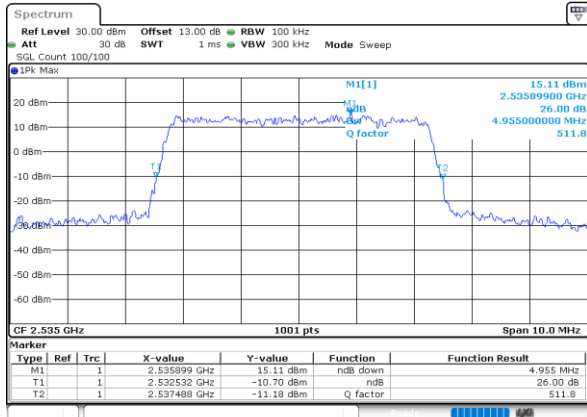
26dB Bandwidth

Mode	LTE Band 7 : 26dB BW(MHz)											
BW	1.4MHz		3MHz		5MHz		10MHz		15MHz		20MHz	
Mod.	QPSK	16QAM	QPSK	16QAM	QPSK	16QAM	QPSK	16QAM	QPSK	16QAM	QPSK	16QAM
Middle CH	-	-	-	-	4.95	4.90	9.83	9.65	14.41	14.29	18.98	18.82
Mode	LTE Band 7 : 26dB BW(MHz)											
BW	1.4MHz		3MHz		5MHz		10MHz		15MHz		20MHz	
Mod.	64QAM	256QAM	64QAM	256QAM	64QAM	256QAM	64QAM	256QAM	64QAM	256QAM	64QAM	256QAM
Middle CH	-	-	-	-	4.90	-	9.75	-	14.20	-	18.78	-



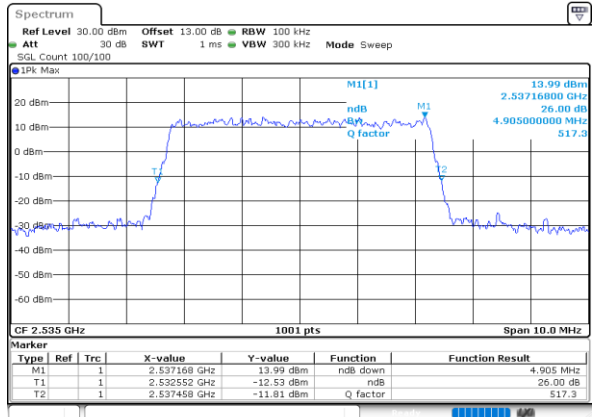
LTE Band 7

Middle Channel / 5MHz / QPSK



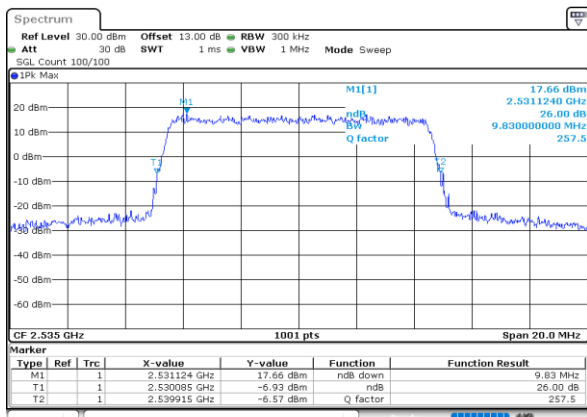
Date: 30_JAN_2024 15:06:23

Middle Channel / 5MHz / 16QAM



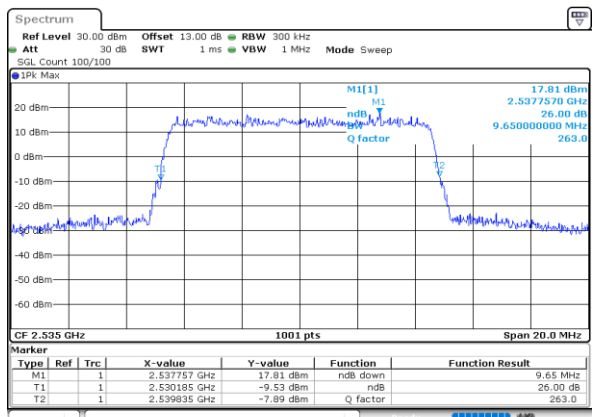
Date: 30_JAN_2024 15:10:46

Middle Channel / 10MHz / QPSK



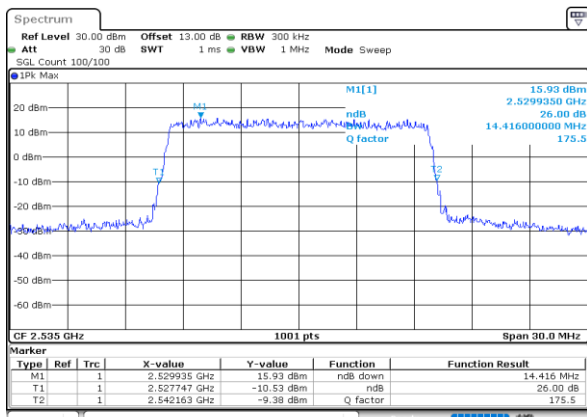
Date: 30_JAN_2024 15:23:30

Middle Channel / 10MHz / 16QAM



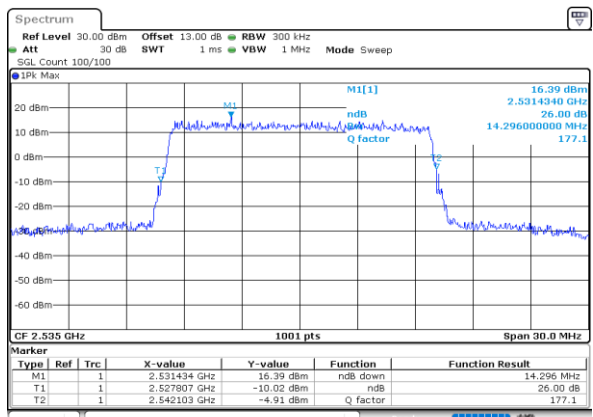
Date: 30_JAN_2024 15:12:10

Middle Channel / 15MHz / QPSK



Date: 30_JAN_2024 15:31:07

Middle Channel / 15MHz / 16QAM

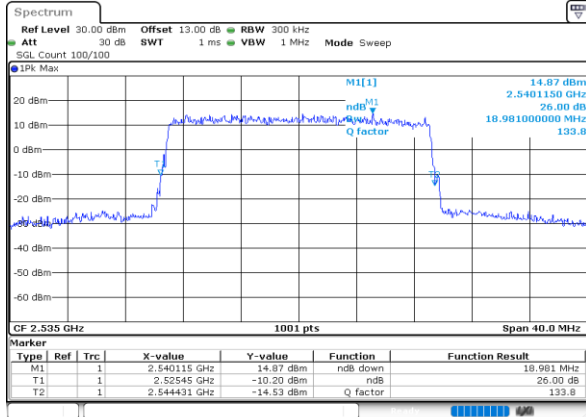


Date: 30_JAN_2024 15:31:29



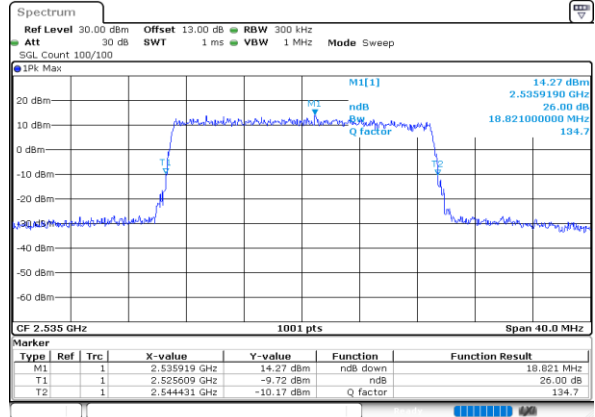
LTE Band 7

Middle Channel / 20MHz / QPSK



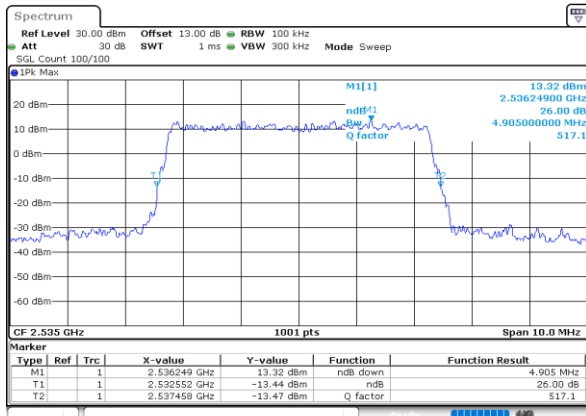
Date: 30_JAN.2024 15:38:35

Middle Channel / 20MHz / 16QAM



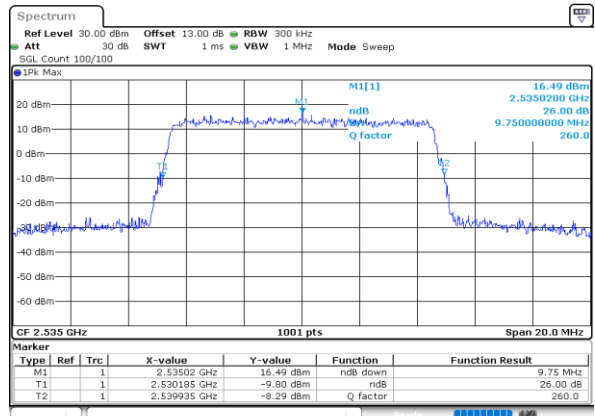
Date: 30_JAN.2024 15:38:58

Middle Channel / 5MHz / 64QAM



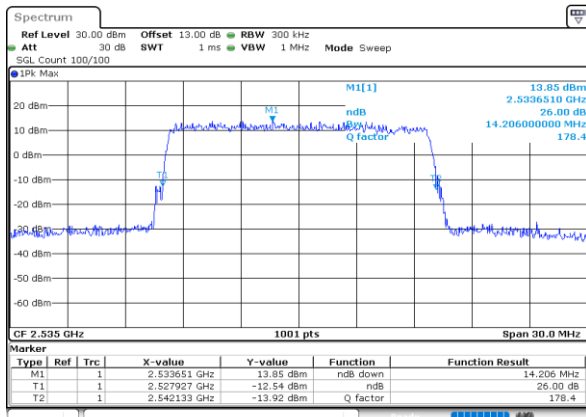
Date: 30_JAN.2024 15:19:01

Middle Channel / 10MHz / 64QAM



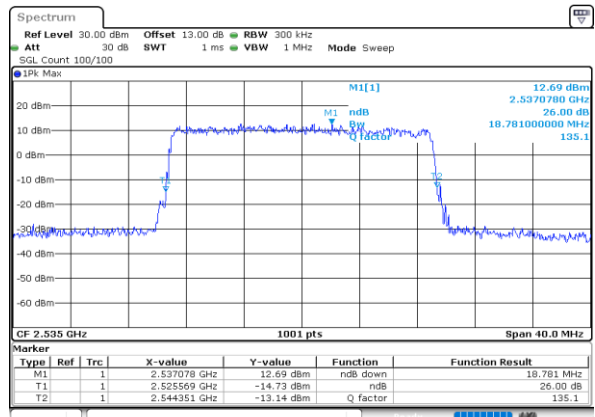
Date: 30_JAN.2024 15:27:22

Middle Channel / 15MHz / 64QAM



Date: 30_JAN.2024 15:34:50

Middle Channel / 20MHz / 64QAM



Date: 30_JAN.2024 15:42:18



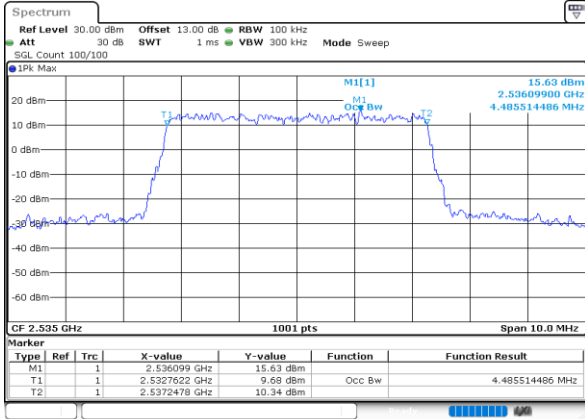
Occupied Bandwidth

Mode	LTE Band 7 : 99%OBW(MHz)											
BW	1.4MHz		3MHz		5MHz		10MHz		15MHz		20MHz	
Mod.	QPSK	16QAM	QPSK	16QAM	QPSK	16QAM	QPSK	16QAM	QPSK	16QAM	QPSK	16QAM
Middle CH	-	-	-	-	4.48	4.50	9.05	9.01	13.45	13.45	17.82	17.78
Mode	LTE Band 7 : 99%OBW(MHz)											
BW	1.4MHz		3MHz		5MHz		10MHz		15MHz		20MHz	
Mod.	64QAM	256QAM	64QAM	256QAM	64QAM	256QAM	64QAM	256QAM	64QAM	256QAM	64QAM	256QAM
Middle CH	-	-	-	-	4.49	-	9.03	-	13.42	-	17.86	-



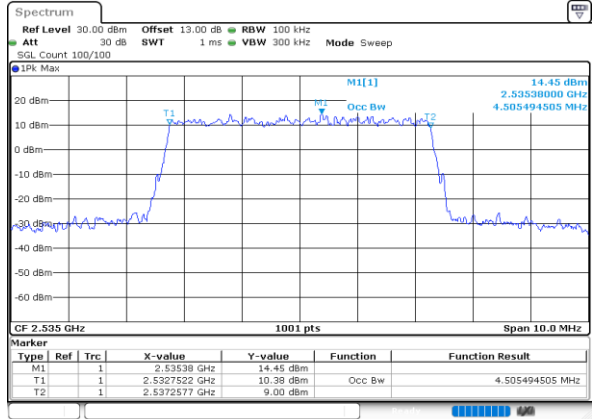
LTE Band 7

Middle Channel / 5MHz / QPSK



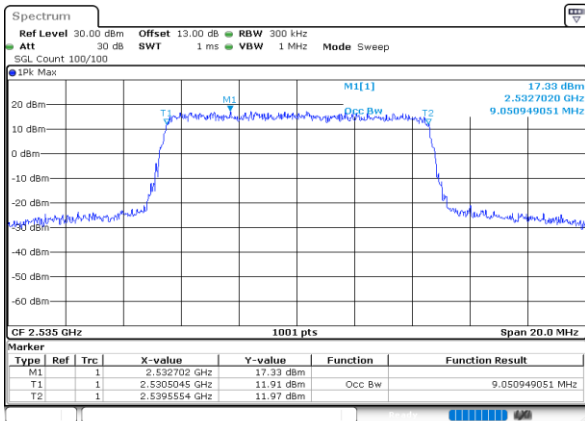
Date: 30_JAN_2024 15:05:38

Middle Channel / 5MHz / 16QAM



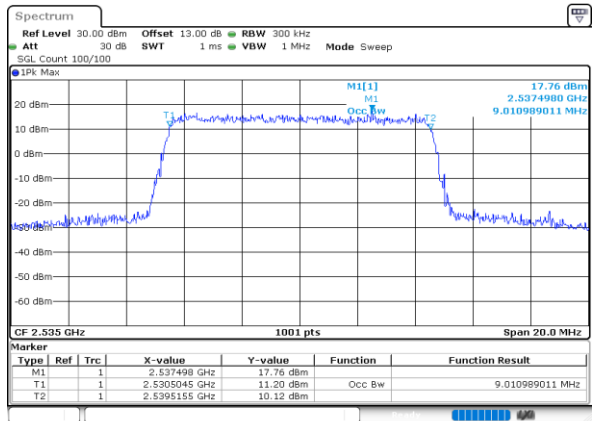
Date: 30_JAN_2024 15:06:00

Middle Channel / 10MHz / QPSK



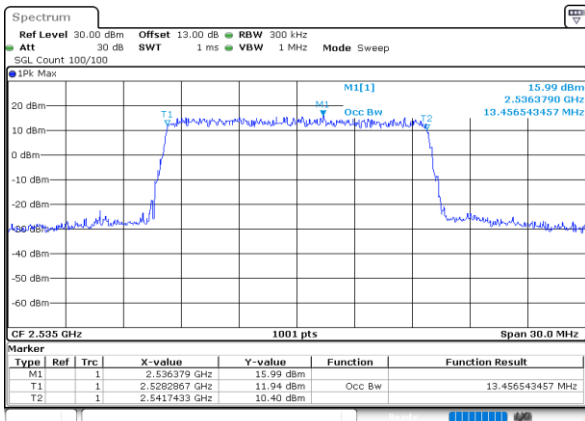
Date: 30_JAN_2024 15:22:53

Middle Channel / 10MHz / 16QAM



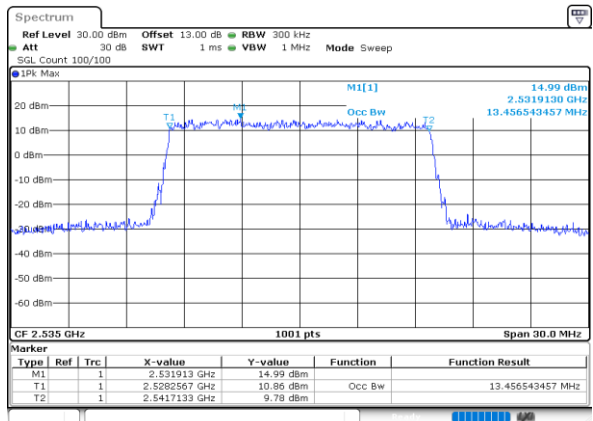
Date: 30_JAN_2024 15:23:15

Middle Channel / 15MHz / QPSK



Date: 30_JAN_2024 15:30:21

Middle Channel / 15MHz / 16QAM

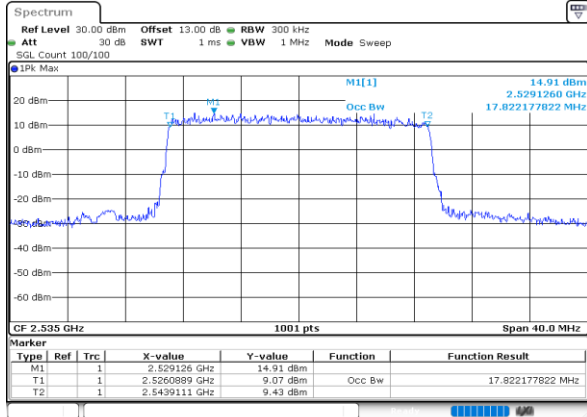


Date: 30_JAN_2024 15:30:44



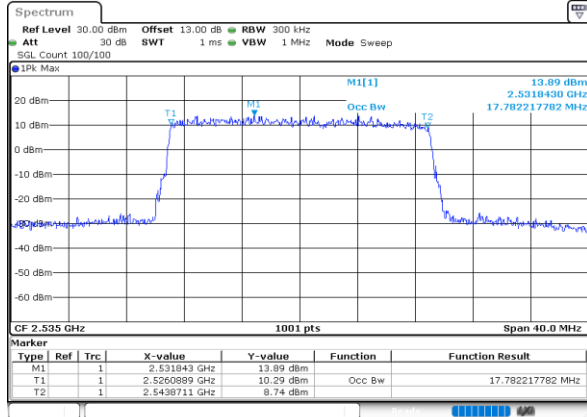
LTE Band 7

Middle Channel / 20MHz / QPSK



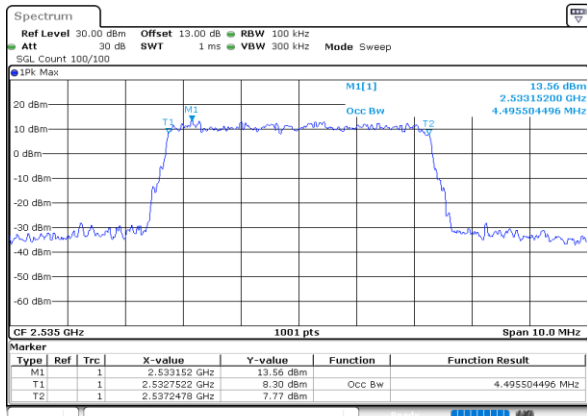
Date: 30.JAN.2024 15:37:50

Middle Channel / 20MHz / 16QAM



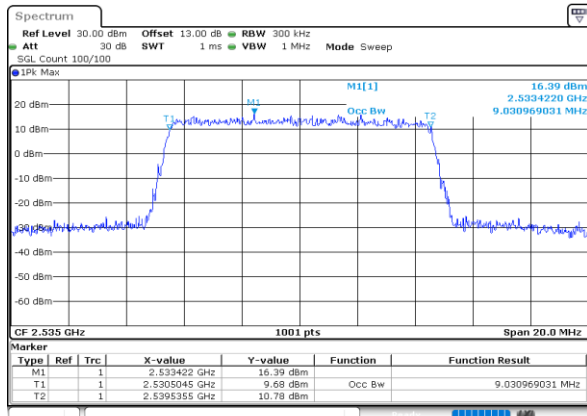
Date: 30.JAN.2024 15:13:13

Middle Channel / 5MHz / 64QAM



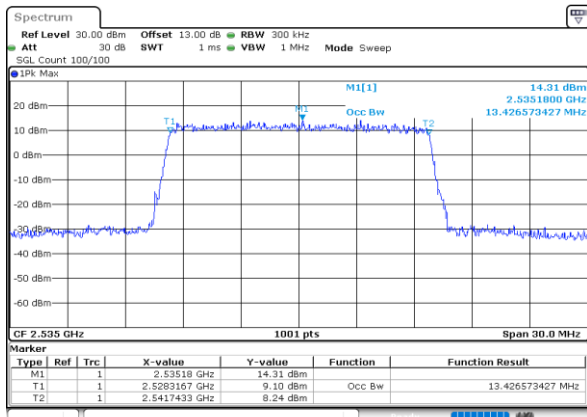
Date: 30.JAN.2024 15:18:39

Middle Channel / 10MHz / 64QAM



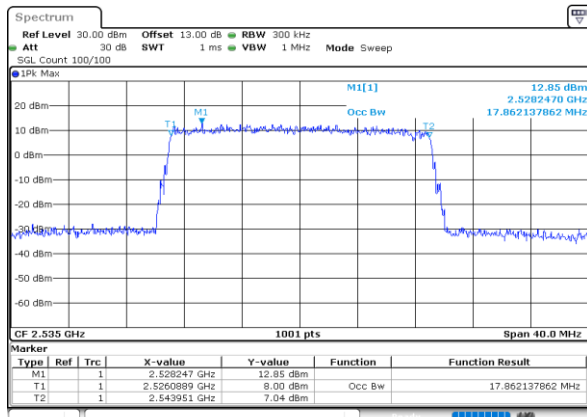
Date: 30.JAN.2024 15:12:59

Middle Channel / 15MHz / 64QAM



Date: 30.JAN.2024 15:34:28

Middle Channel / 20MHz / 64QAM



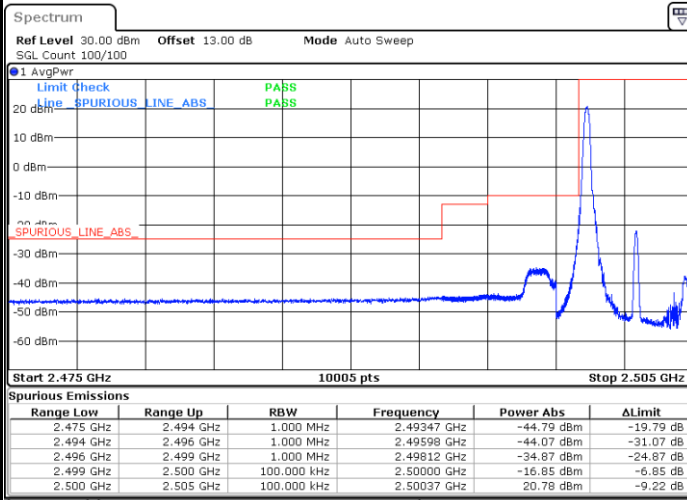
Date: 30.JAN.2024 15:14:56



Conducted Band Edge

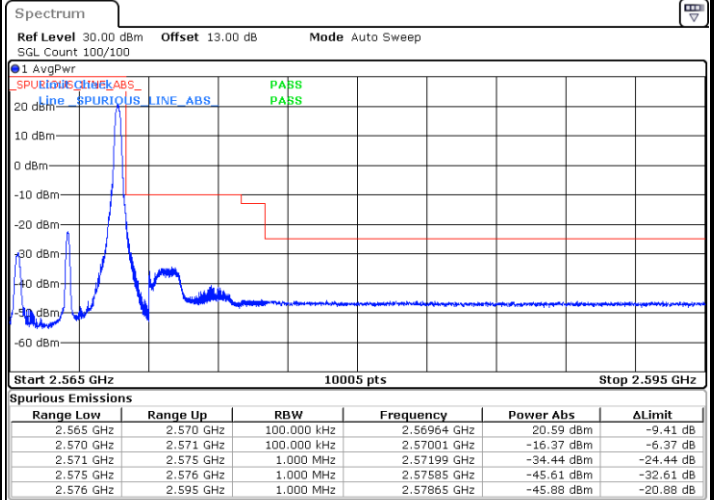
LTE Band 7 / 5MHz / QPSK

Lowest Band Edge / 1 RB



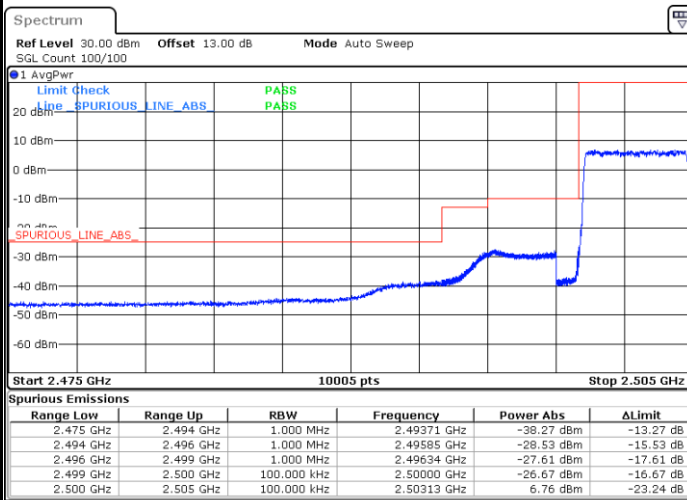
Date: 30.JAN.2024 15:01:25

Highest Band Edge / 1 RB



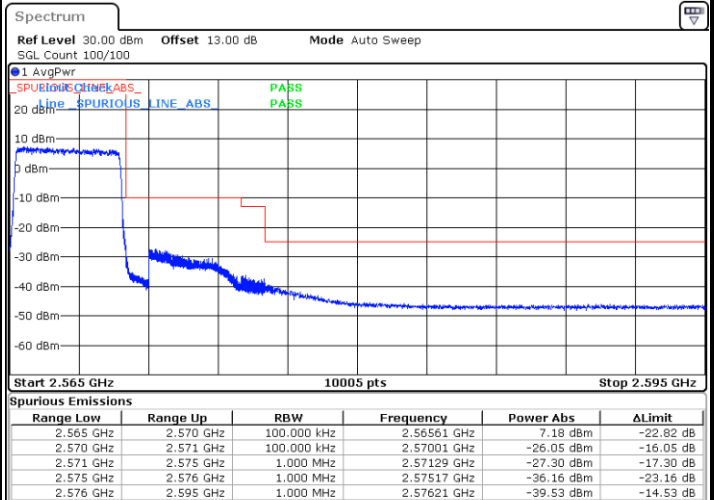
Date: 30.JAN.2024 15:12:44

Lowest Band Edge / Full RB



Date: 30.JAN.2024 15:03:10

Highest Band Edge / Full RB

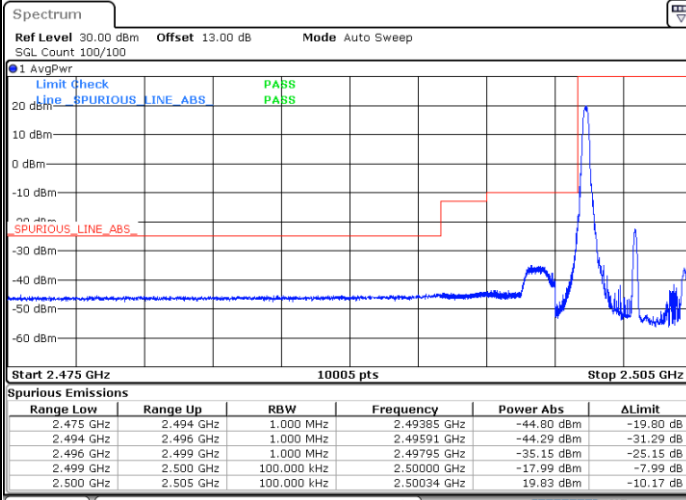


Date: 30.JAN.2024 15:14:28



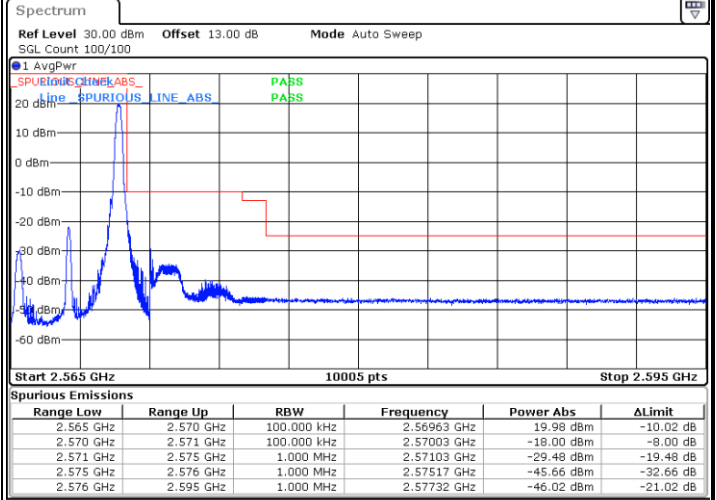
LTE Band 7 / 5MHz / 16QAM

Lowest Band Edge / 1RB



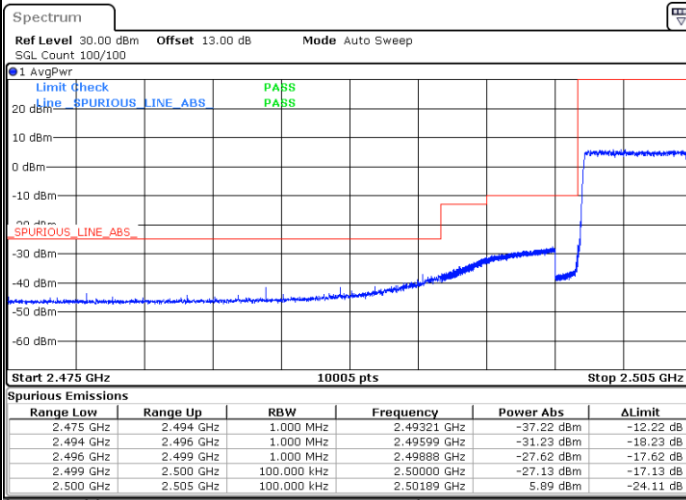
Date: 30.JAN.2024 15:02:18

Highest Band Edge / 1 RB



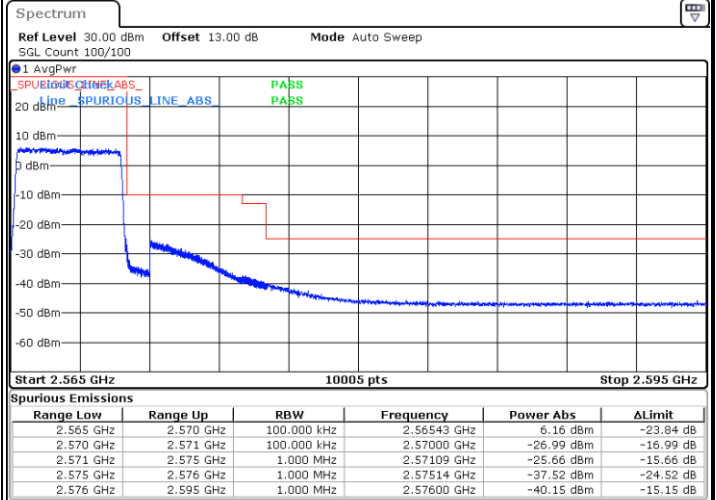
Date: 30.JAN.2024 15:13:36

Lowest Band Edge / Full RB



Date: 30.JAN.2024 15:04:03

Highest Band Edge / Full RB

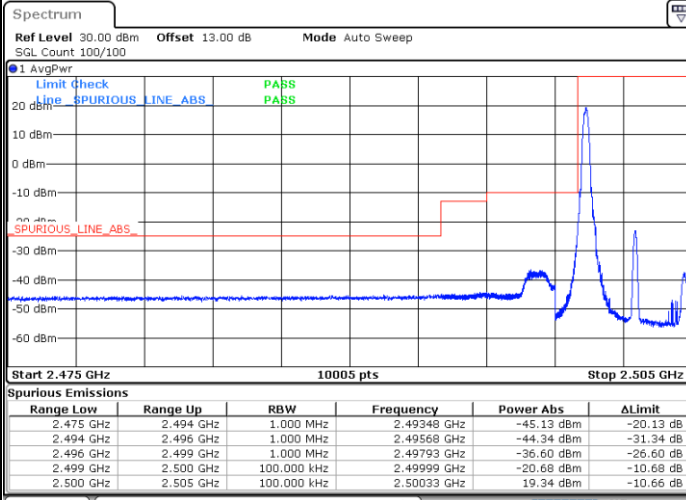


Date: 30.JAN.2024 15:15:20



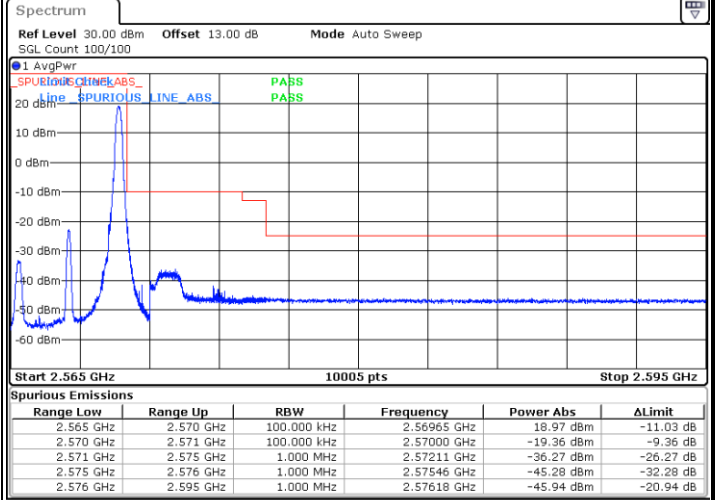
LTE Band 7 / 5MHz / 64QAM

Lowest Band Edge / 1RB



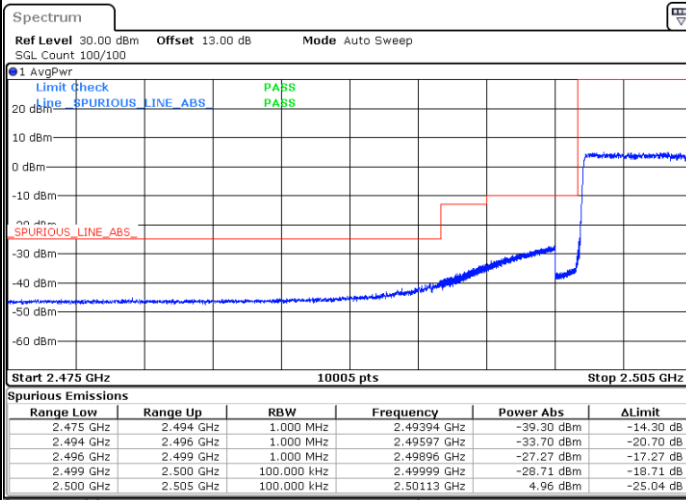
Date: 30.JAN.2024 15:17:23

Highest Band Edge / 1 RB



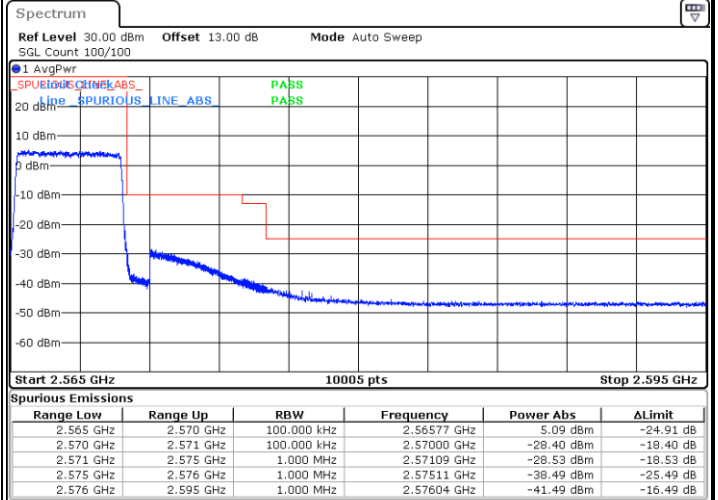
Date: 30.JAN.2024 15:19:53

Lowest Band Edge / Full RB



Date: 30.JAN.2024 15:18:16

Highest Band Edge / Full RB

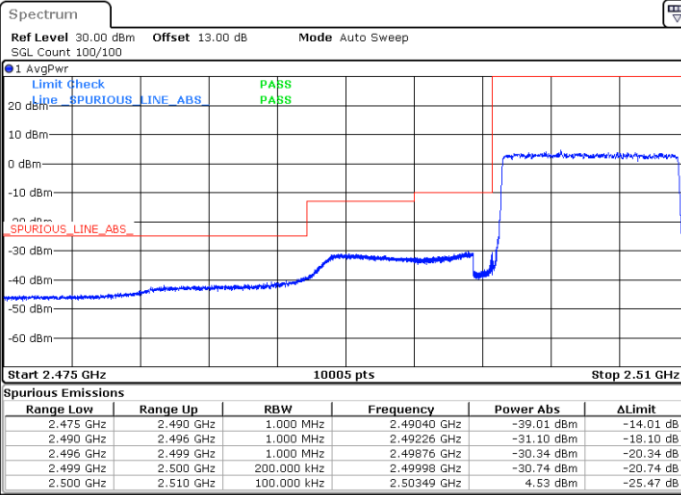


Date: 30.JAN.2024 15:20:45



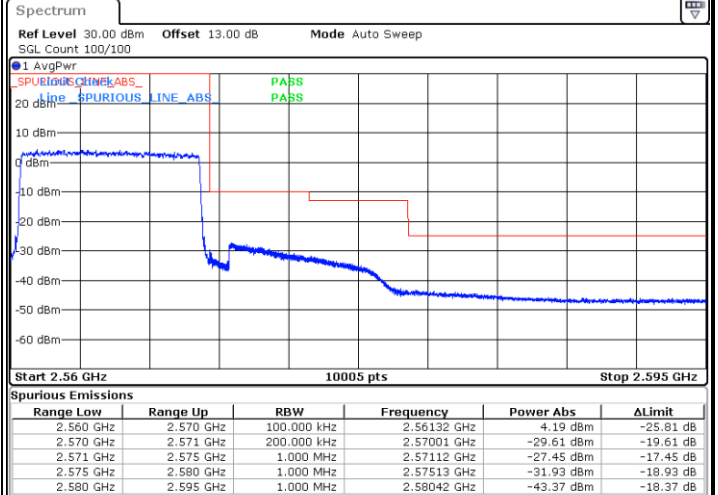
LTE Band 7 / 10MHz / QPSK

Lowest Band Edge / Full RB



Date: 30.JAN.2024 15:21:38

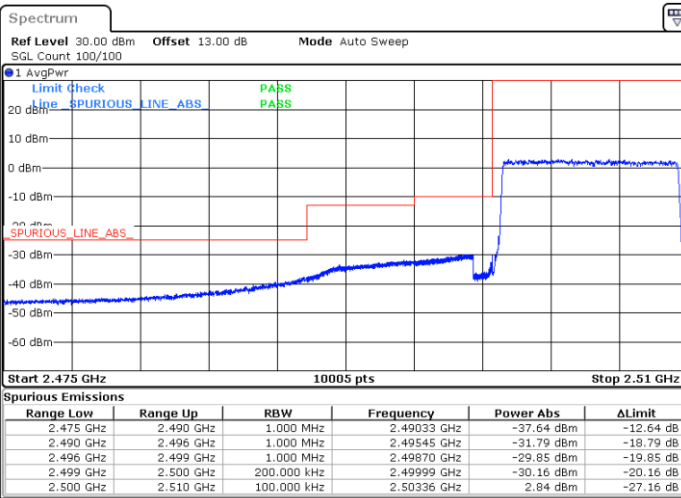
Highest Band Edge / Full RB



Date: 30.JAN.2024 15:24:52

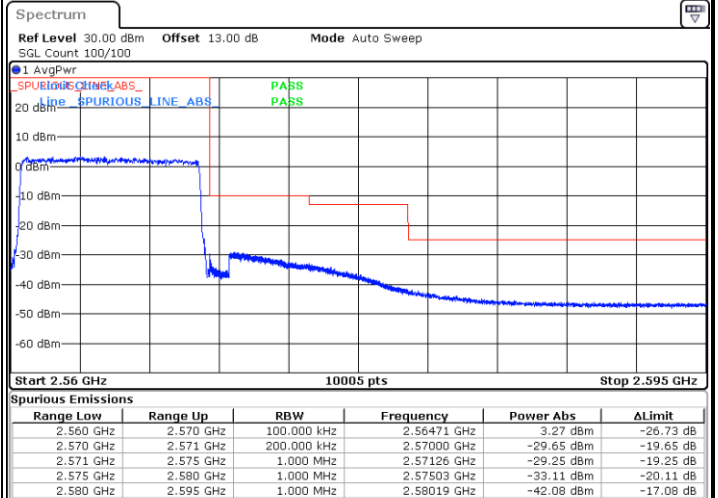
LTE Band 7 / 10MHz / 16QAM

Lowest Band Edge / Full RB



Date: 30.JAN.2024 15:22:30

Highest Band Edge / Full RB



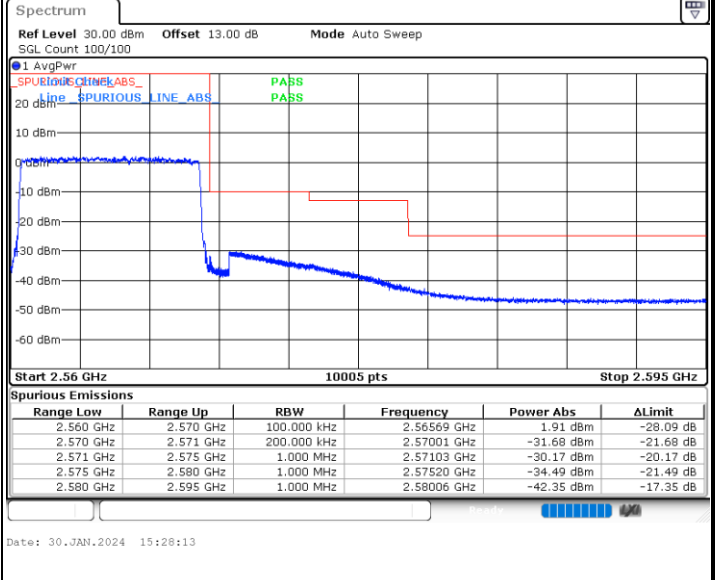
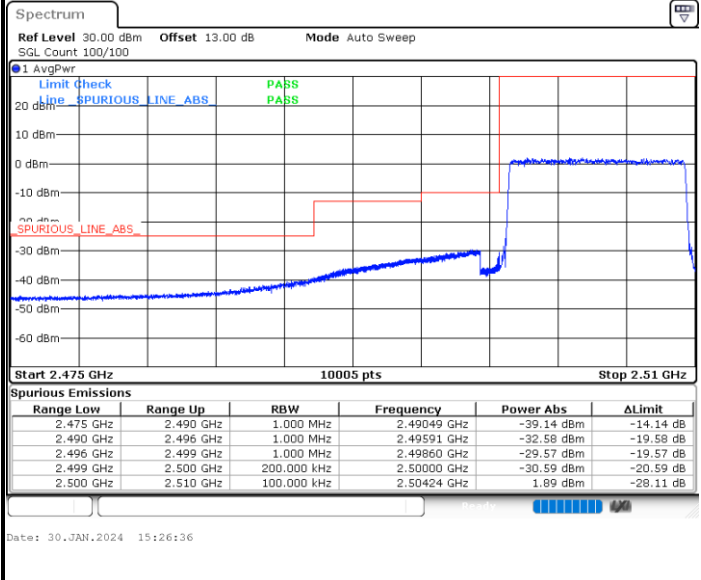
Date: 30.JAN.2024 15:25:44



LTE Band 7 / 10MHz / 64QAM

Lowest Band Edge / Full RB

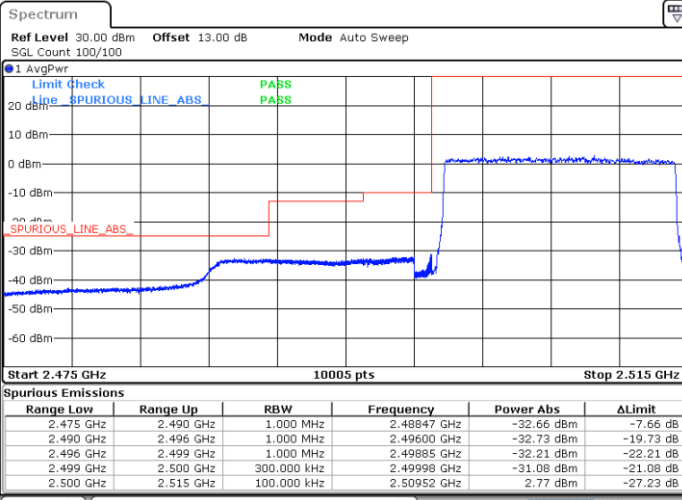
Highest Band Edge / Full RB





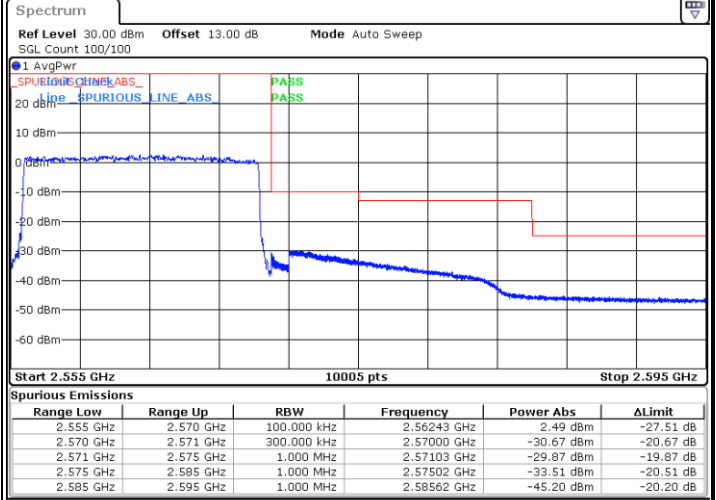
LTE Band 7 / 15MHz / QPSK

Lowest Band Edge / Full RB



Date: 30.JAN.2024 15:29:06

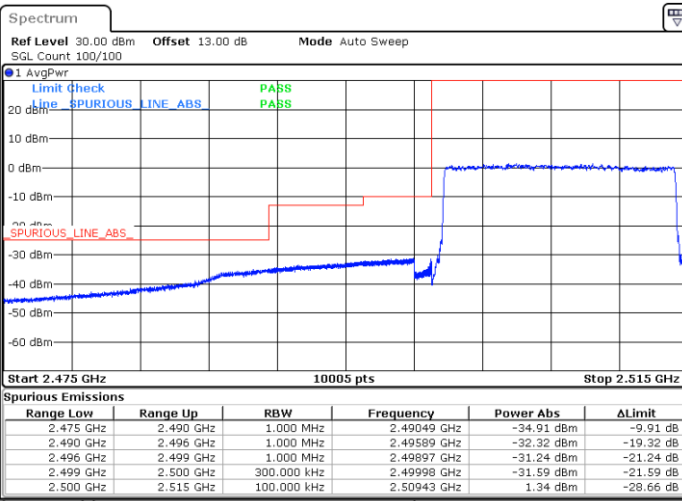
Highest Band Edge / Full RB



Date: 30.JAN.2024 15:32:20

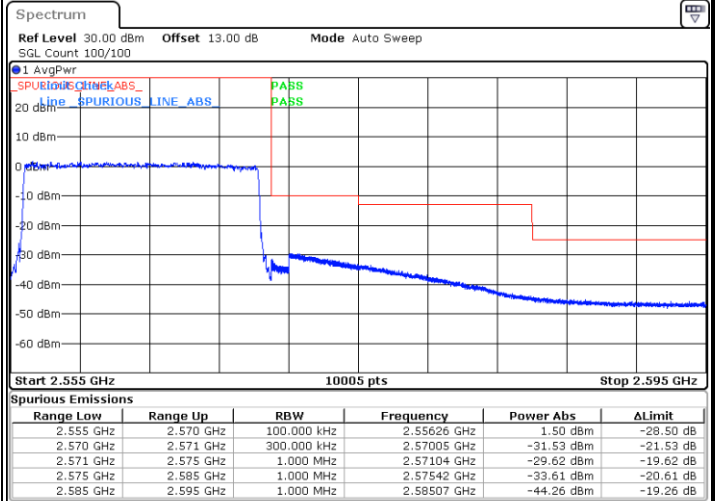
LTE Band 7 / 15MHz / 16QAM

Lowest Band Edge / Full RB



Date: 30.JAN.2024 15:29:58

Highest Band Edge / Full RB



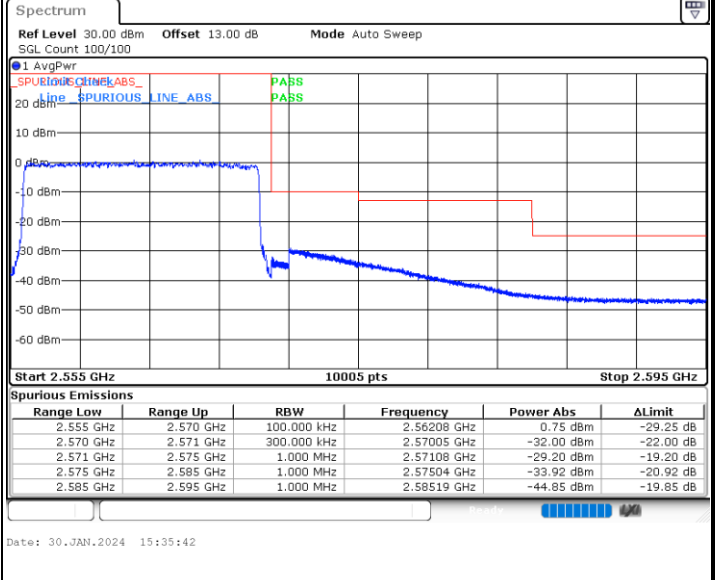
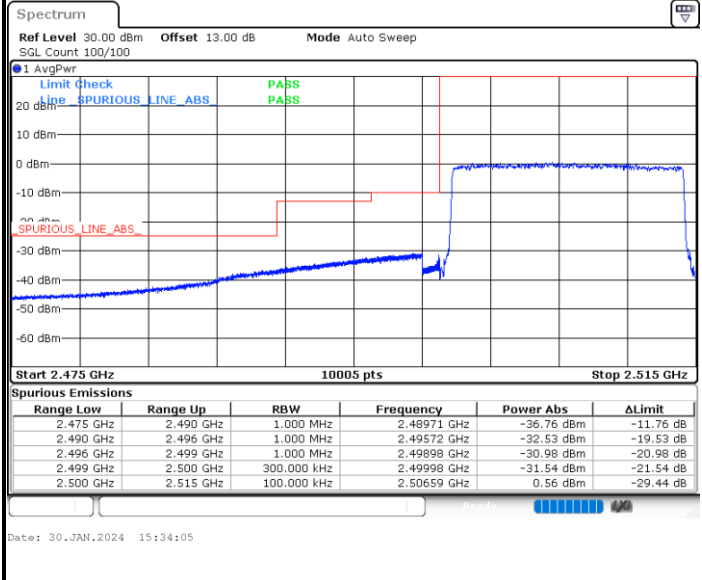
Date: 30.JAN.2024 15:33:13



LTE Band 7 / 15MHz / 64QAM

Lowest Band Edge / Full RB

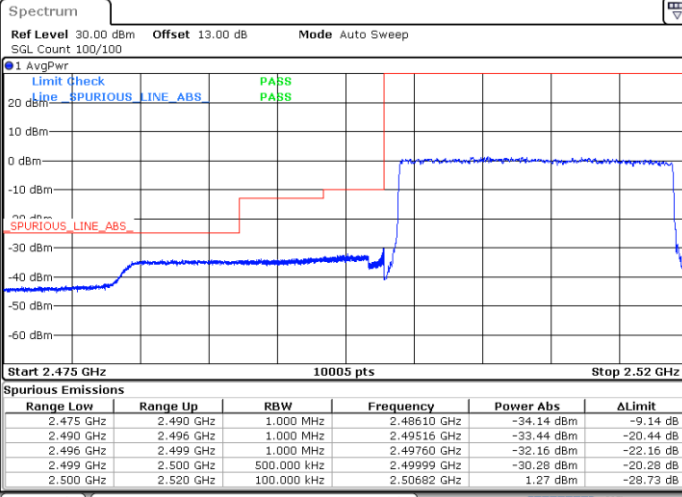
Highest Band Edge / Full RB





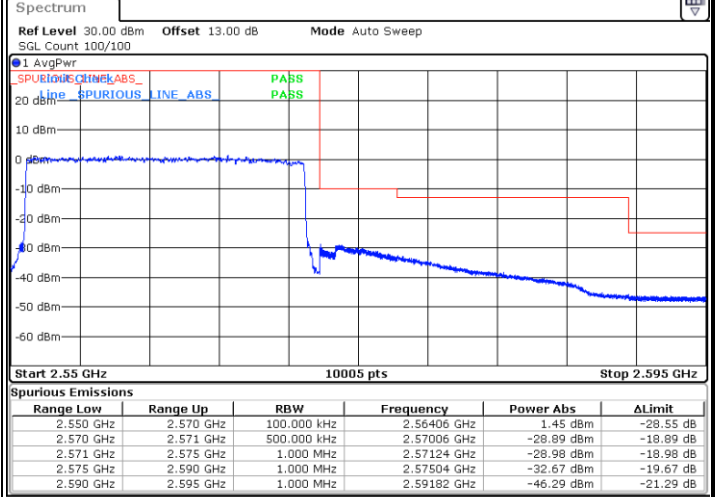
LTE Band 7 / 20MHz / QPSK

Lowest Band Edge / Full RB



Date: 30.JAN.2024 15:36:35

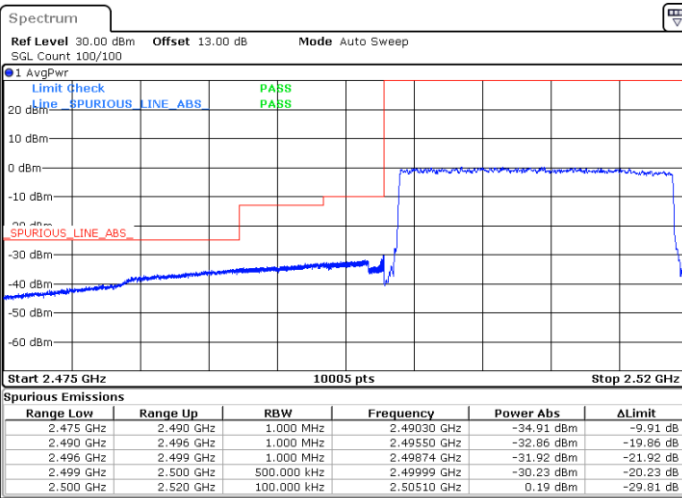
Highest Band Edge / Full RB



Date: 30.JAN.2024 15:40:41

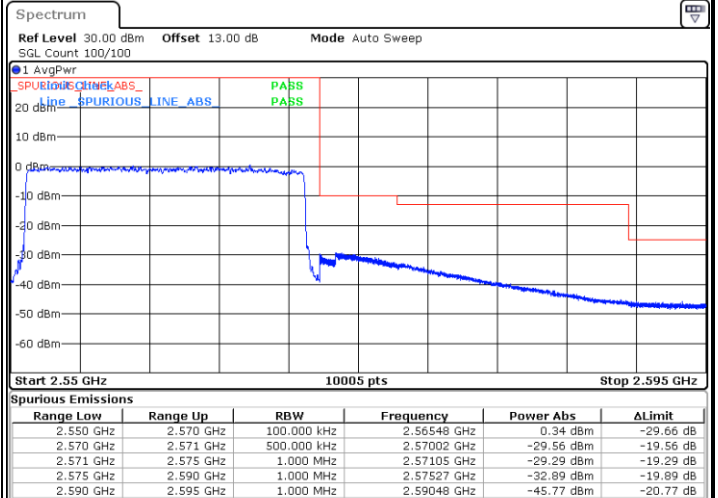
LTE Band 7 / 20MHz / 16QAM

Lowest Band Edge / Full RB



Date: 30.JAN.2024 15:37:27

Highest Band Edge / Full RB



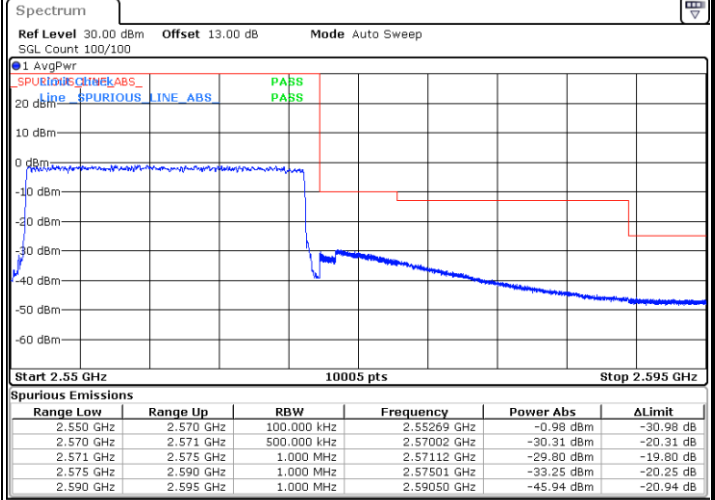
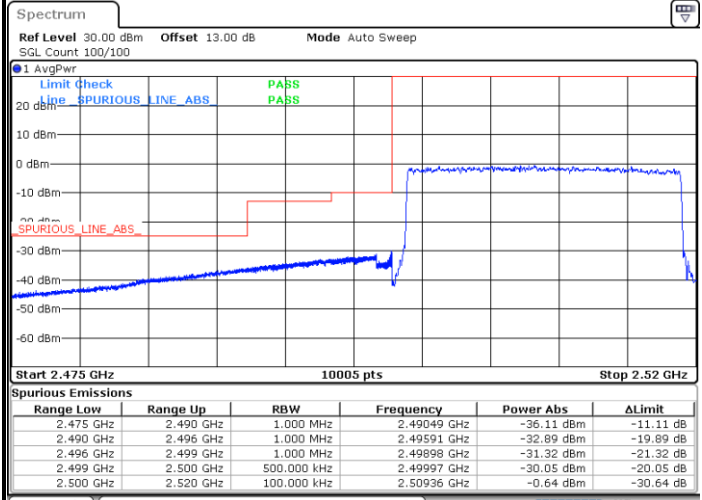
Date: 30.JAN.2024 15:39:49



LTE Band 7 / 20MHz / 64QAM

Lowest Band Edge / Full RB

Highest Band Edge / Full RB



Date: 30.JAN.2024 15:41:33

Date: 30.JAN.2024 15:43:10

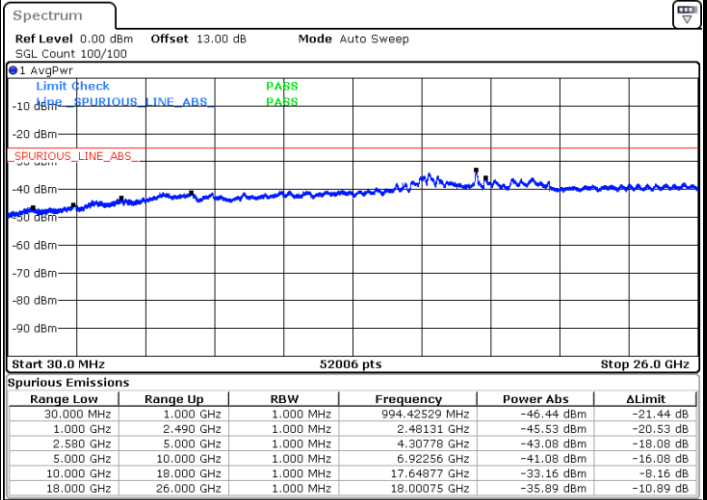
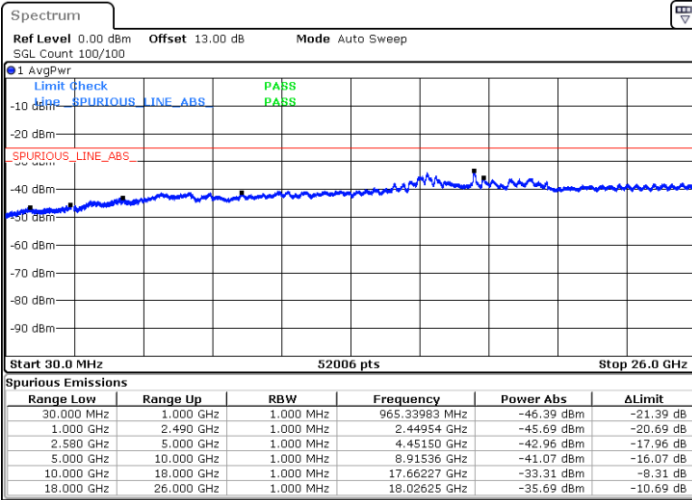


Conducted Spurious Emission

LTE Band 7 / 5MHz

Lowest Channel / QPSK

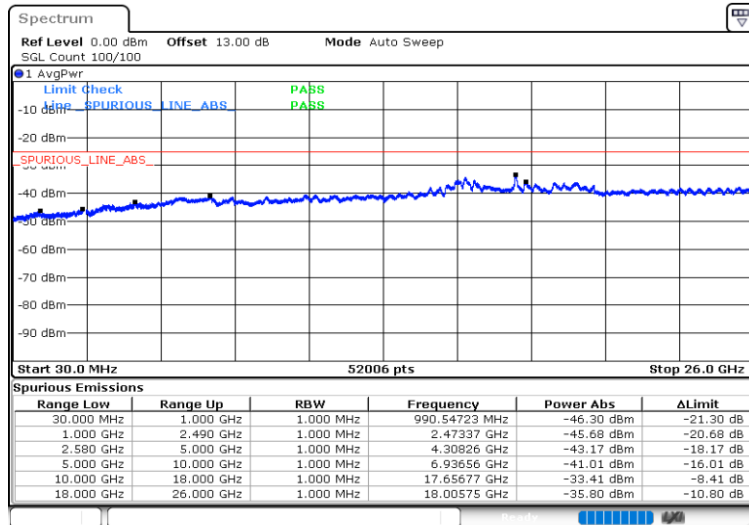
Middle Channel / QPSK



Date: 30.JAN.2024 15:05:14

Date: 30.JAN.2024 15:07:56

Highest Channel / QPSK



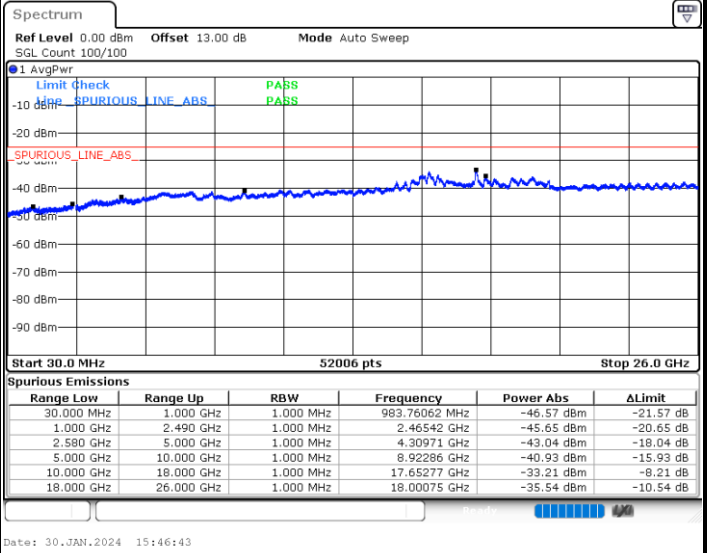
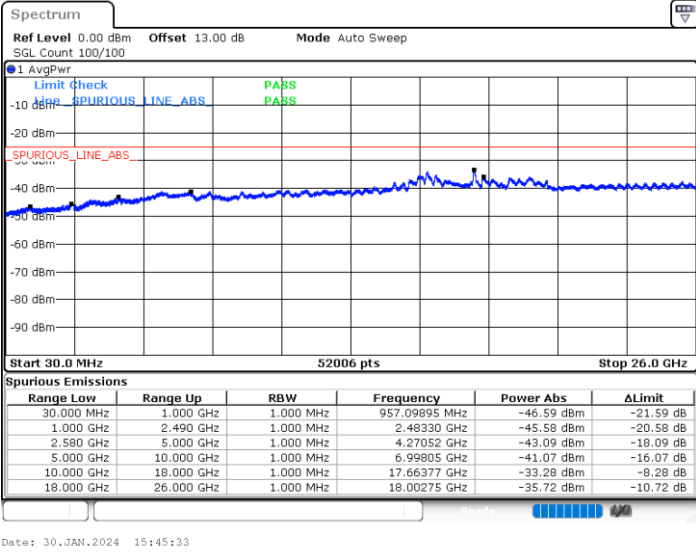
Date: 30.JAN.2024 15:16:31



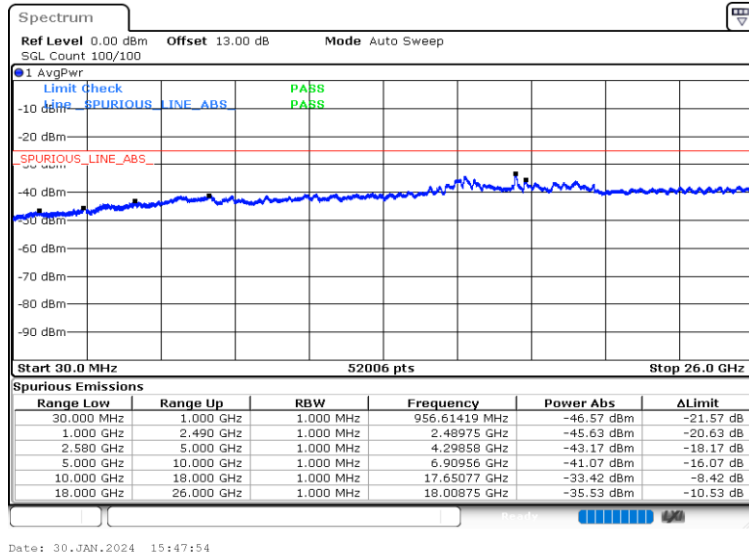
LTE Band 7 / 10MHz

Lowest Channel / QPSK

Middle Channel / QPSK



Highest Channel / QPSK

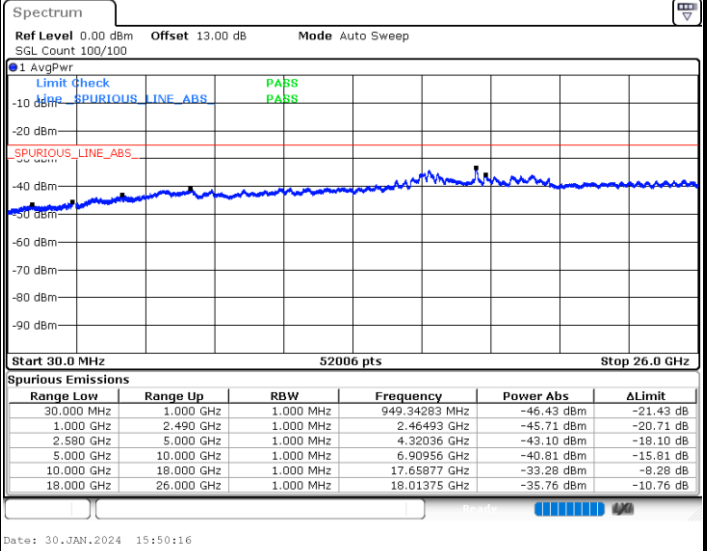
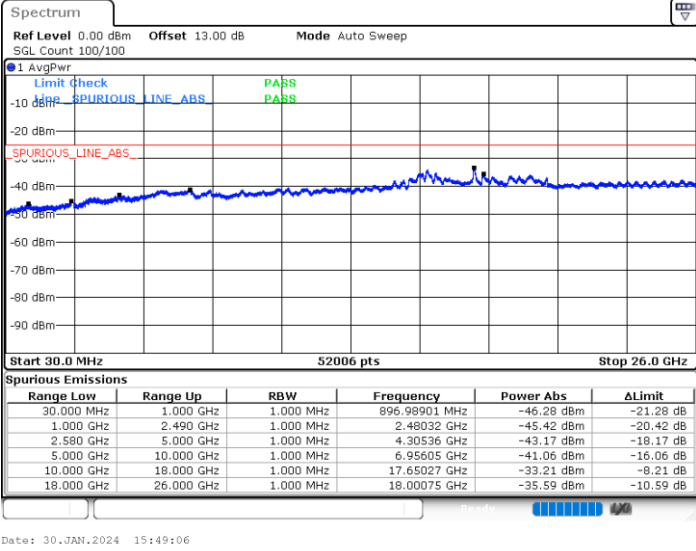




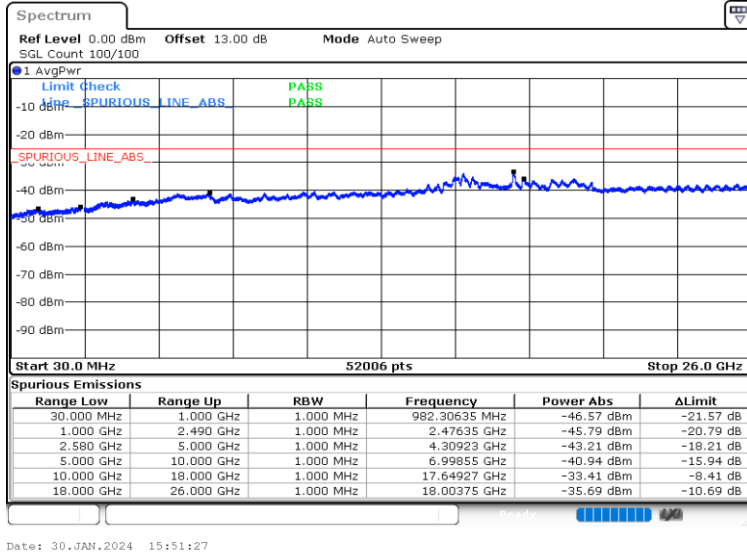
LTE Band 7 / 15MHz

Lowest Channel / QPSK

Middle Channel / QPSK



Highest Channel / QPSK

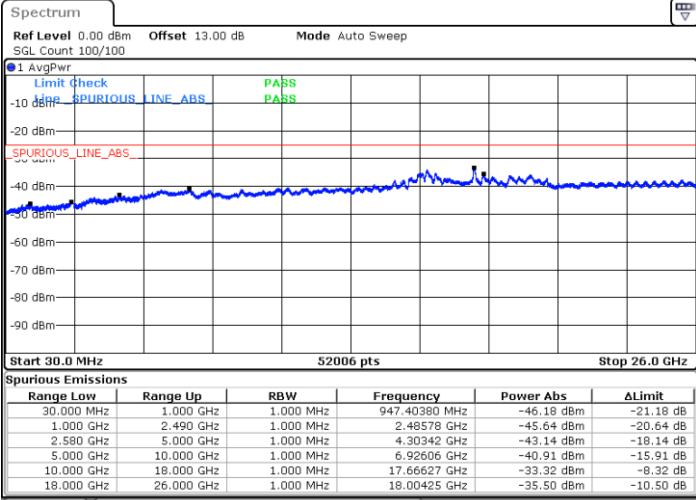




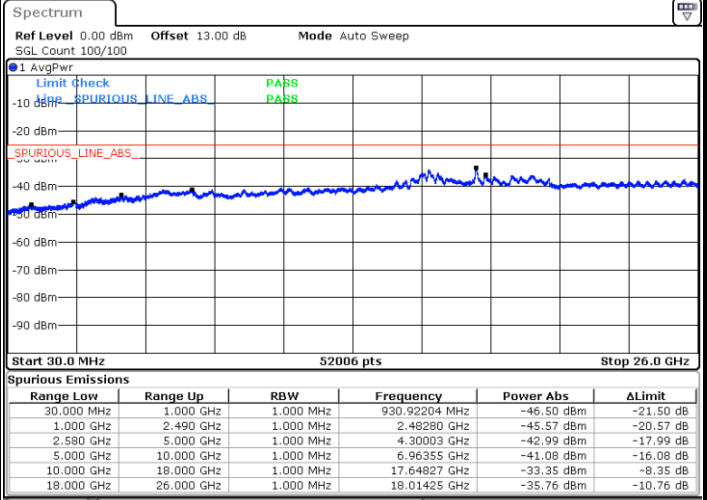
LTE Band 7 / 20MHz

Lowest Channel / QPSK

Middle Channel / QPSK

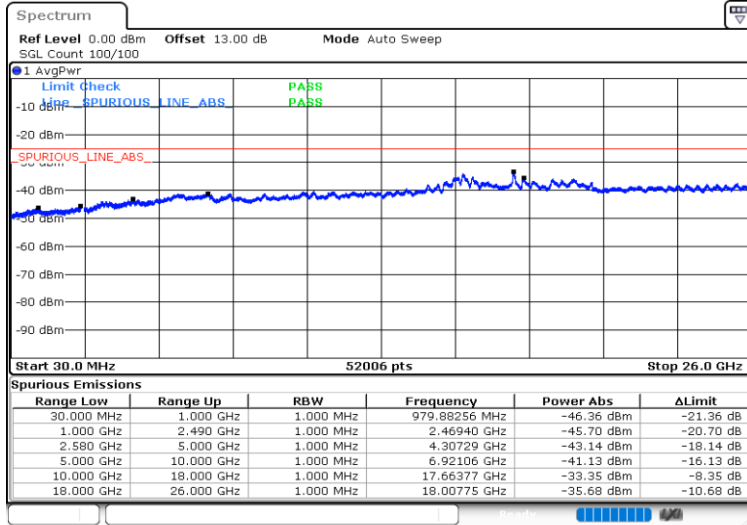


Date: 30.JAN.2024 15:52:39



Date: 30.JAN.2024 15:53:49

Highest Channel / QPSK



Date: 30.JAN.2024 15:55:00



Frequency Stability

Test Conditions		LTE Band 7 (QPSK) / Middle Channel	Limit
Temperature (°C)	Voltage (Volt)	BW 10MHz	Note 2.
		Deviation (ppm)	Result
50	Normal Voltage	0.0000	PASS
40	Normal Voltage	0.0020	
30	Normal Voltage	0.0013	
20(Ref.)	Normal Voltage	0.0000	
10	Normal Voltage	0.0000	
0	Normal Voltage	0.0016	
-10	Normal Voltage	0.0047	
-20	Normal Voltage	0.0012	
-30	Normal Voltage	0.0018	
20	Maximum Voltage	0.0019	
20	Normal Voltage	0.0000	
20	Battery End Point	0.0034	

Note:

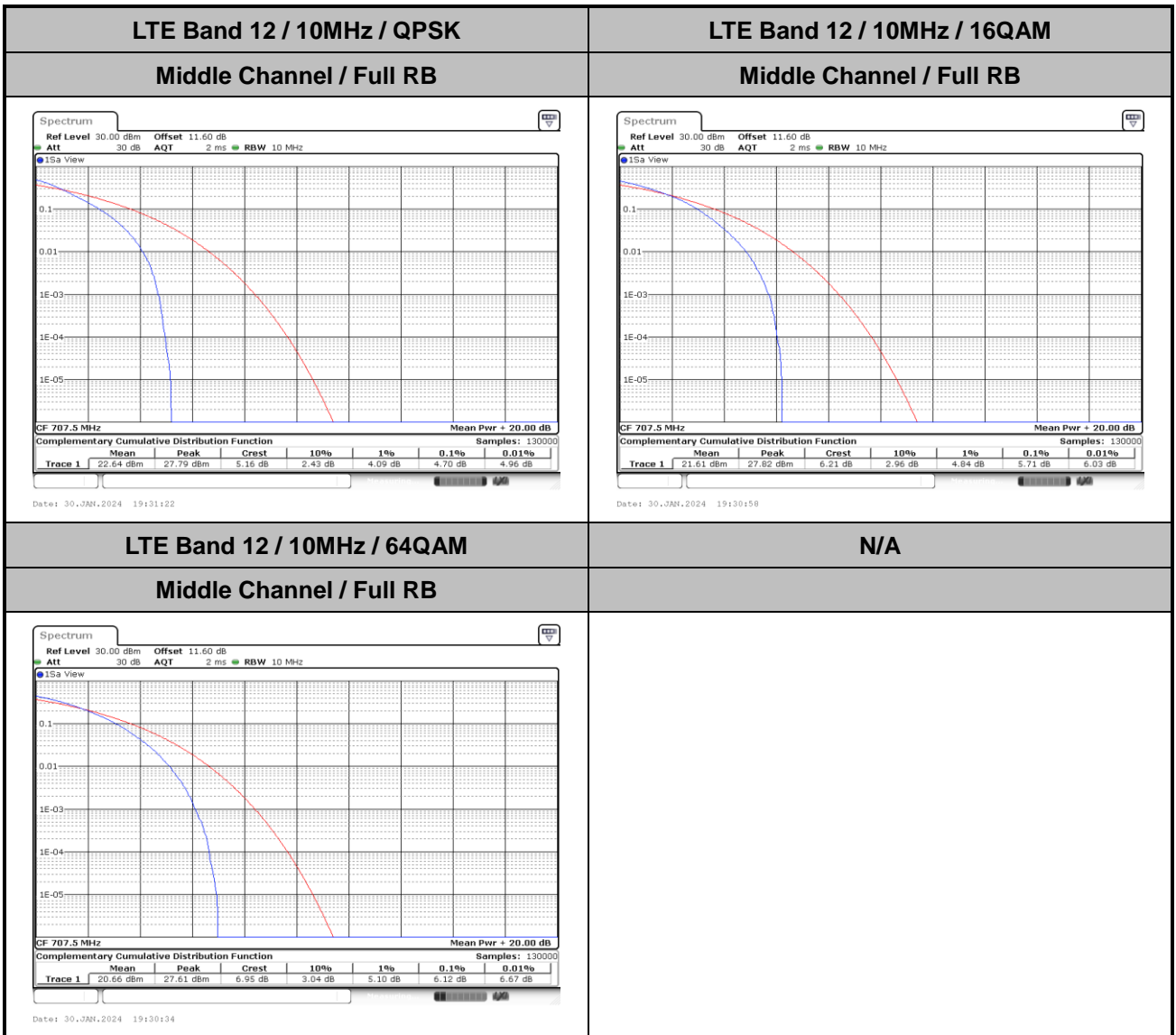
- 1. Normal Voltage = 3.3 V. ; Battery End Point (BEP) = 3.135 V. ; Maximum Voltage = 4.4 V.
- 2. The frequency fundamental emissions stay within the authorized frequency block.



LTE Band 12

Peak-to-Average Ratio

Mode	LTE Band 12 / 10MHz				
Mod.	QPSK	16QAM	64QAM	256QAM	Limit: 13dB
RB Size	Full RB	Full RB	Full RB	Full RB	Result
Middle CH	4.70	5.71	6.12	.	PASS





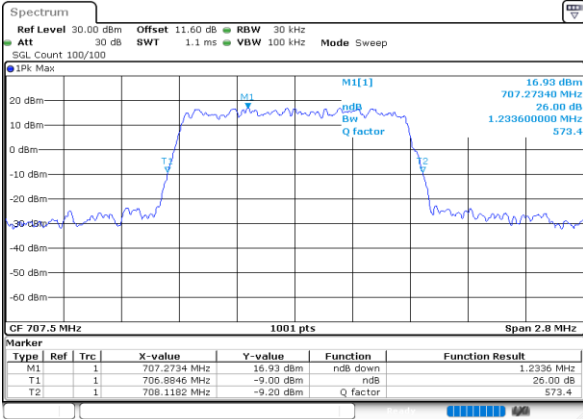
26dB Bandwidth

Mode	LTE Band 12 : 26dB BW(MHz)											
BW	1.4MHz		3MHz		5MHz		10MHz		15MHz		20MHz	
Mod.	QPSK	16QAM	QPSK	16QAM	QPSK	16QAM	QPSK	16QAM	QPSK	16QAM	QPSK	16QAM
Middle CH	1.23	1.23	3.00	3.02	4.93	4.84	9.73	9.78	-	-	-	-
Mode	LTE Band 12 : 26dB BW(MHz)											
BW	1.4MHz		3MHz		5MHz		10MHz		15MHz		20MHz	
Mod.	64QAM	256QAM	64QAM	256QAM	64QAM	256QAM	64QAM	256QAM	64QAM	256QAM	64QAM	256QAM
Middle CH	1.20	-	3.05	-	4.87	-	9.83	-	-	-	-	-



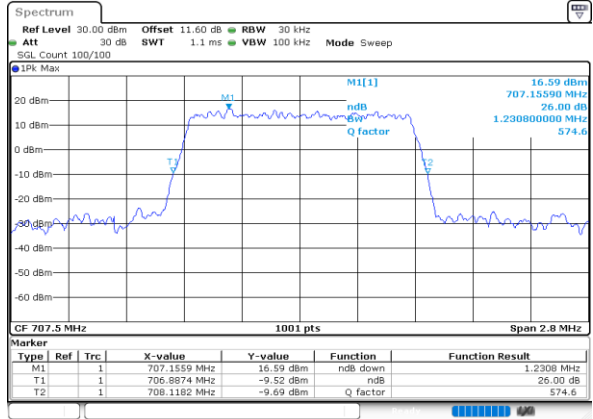
LTE Band 12

Middle Channel / 1.4MHz / QPSK



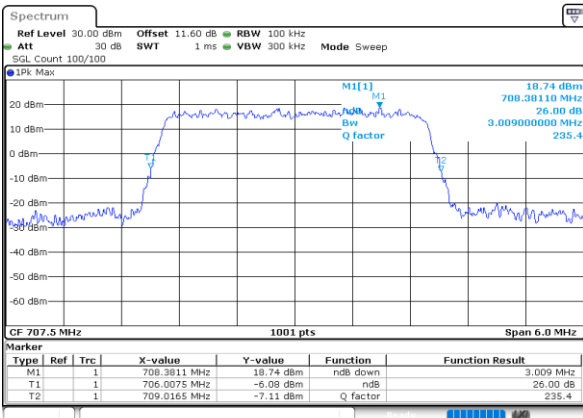
Date: 30_JAN.2024 18:57:21

Middle Channel / 1.4MHz / 16QAM



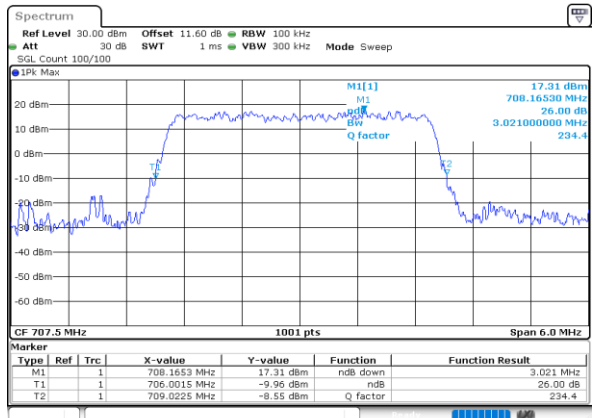
Date: 30_JAN.2024 18:57:43

Middle Channel / 3MHz / QPSK



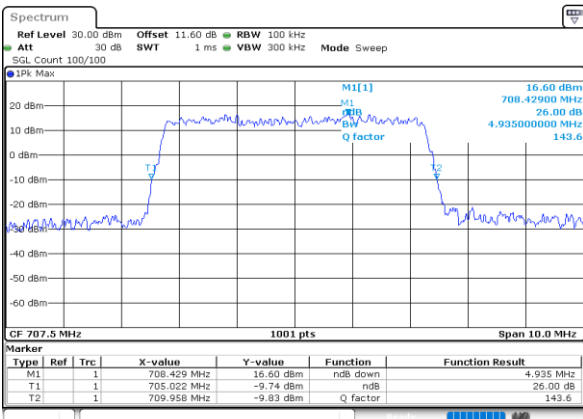
Date: 30_JAN.2024 19:10:39

Middle Channel / 3MHz / 16QAM



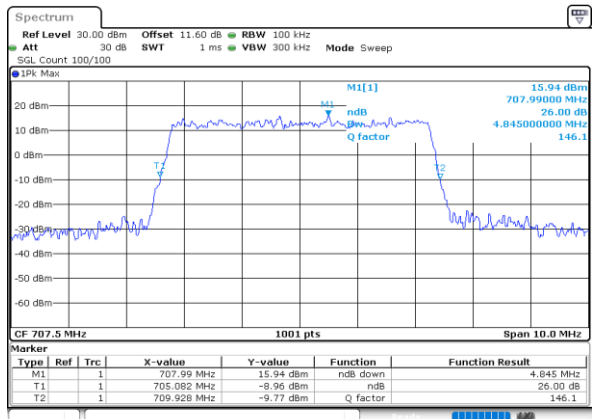
Date: 30_JAN.2024 19:11:02

Middle Channel / 5MHz / QPSK



Date: 30_JAN.2024 19:20:37

Middle Channel / 5MHz / 16QAM

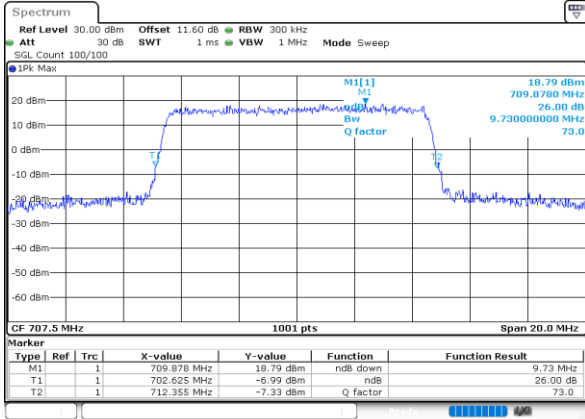


Date: 30_JAN.2024 19:20:59



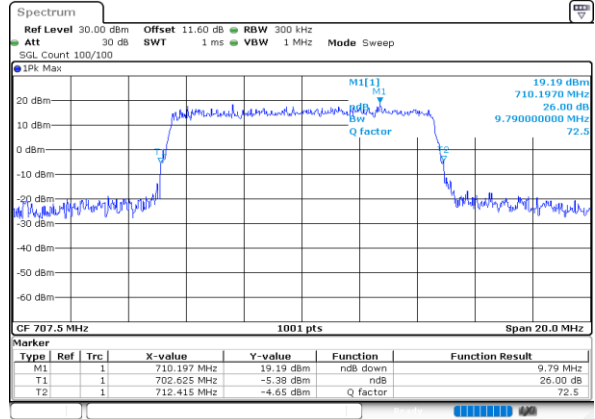
LTE Band 12

Middle Channel / 10MHz / QPSK



Date: 30_JAN.2024 19:25:35

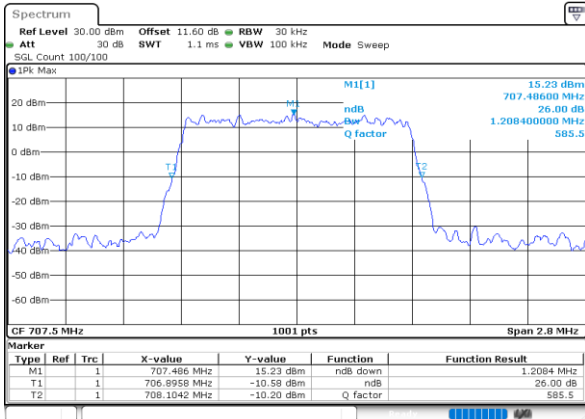
Middle Channel / 10MHz / 16QAM



Date: 30_JAN.2024 19:25:58

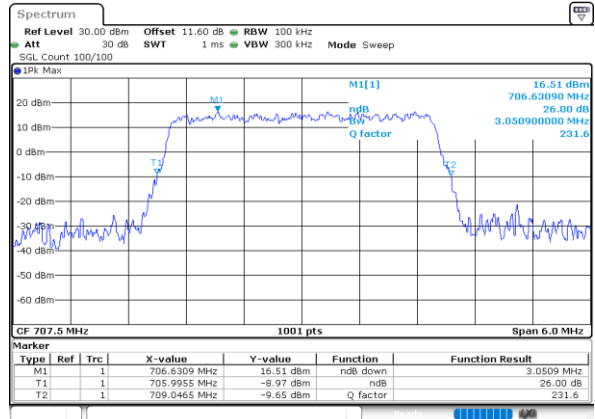
LTE Band 12

Middle Channel / 1.4MHz / 64QAM



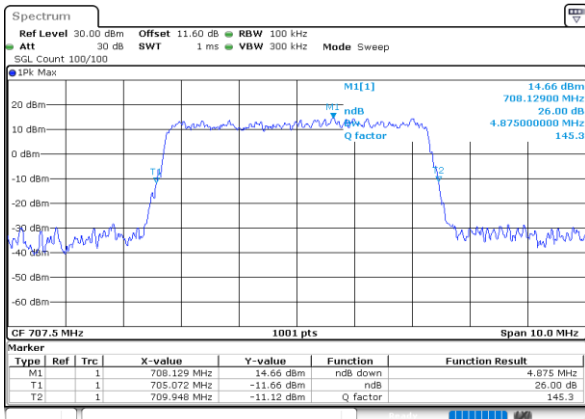
Date: 30_JAN.2024 19:06:03

Middle Channel / 3MHz / 64QAM



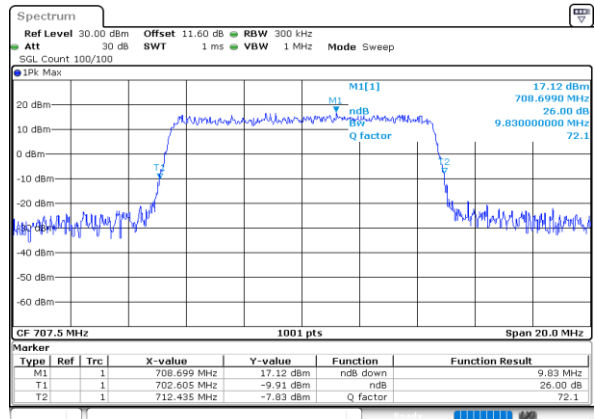
Date: 30_JAN.2024 19:14:23

Middle Channel / 5MHz / 64QAM



Date: 30_JAN.2024 19:16:53

Middle Channel / 10MHz / 64QAM



Date: 30_JAN.2024 19:29:19



Occupied Bandwidth

Mode	LTE Band 12 : 99%OBW(MHz)											
BW	1.4MHz		3MHz		5MHz		10MHz		15MHz		20MHz	
Mod.	QPSK	16QAM	QPSK	16QAM	QPSK	16QAM	QPSK	16QAM	QPSK	16QAM	QPSK	16QAM
Middle CH	1.09	1.09	2.72	2.73	4.48	4.50	9.03	8.99	-	-	-	-
Mode	LTE Band 12 : 99%OBW(MHz)											
BW	1.4MHz		3MHz		5MHz		10MHz		15MHz		20MHz	
Mod.	64QAM	256QAM	64QAM	256QAM	64QAM	256QAM	64QAM	256QAM	64QAM	256QAM	64QAM	256QAM
Middle CH	1.09	-	2.72	-	4.49	-	9.05	-	-	-	-	-