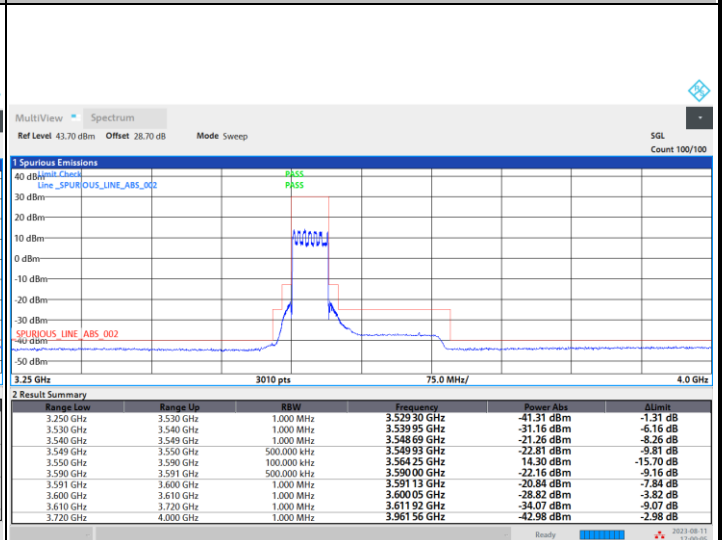
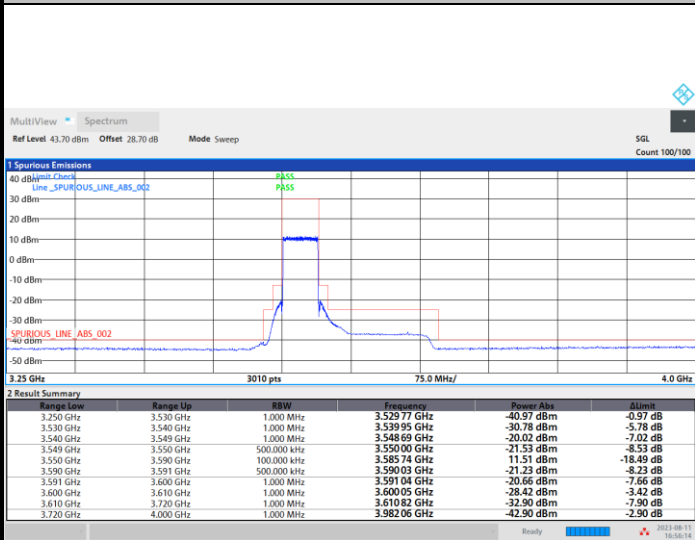




FR1 n48 / 40MHz / Lowest Channel / MASK

QPSK

16QAM

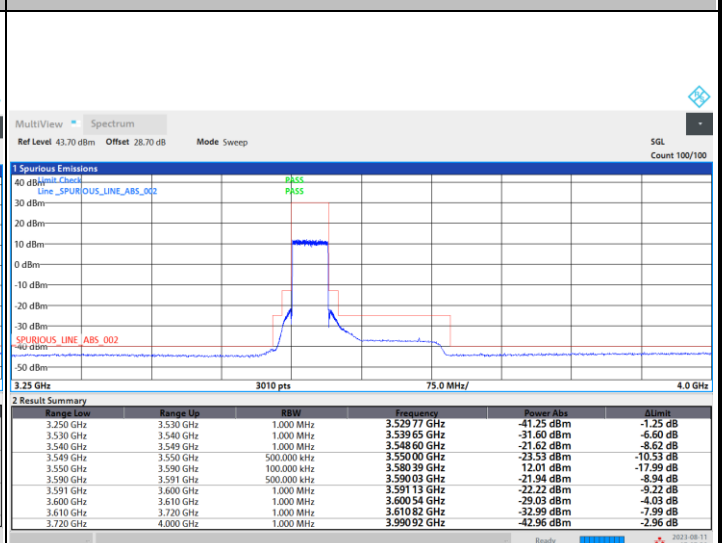
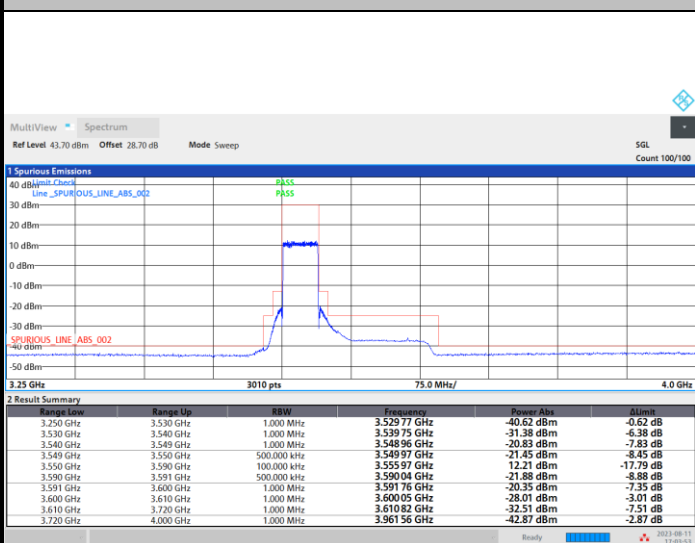


04:56:14 PM 08/11/2023

05:00:06 PM 08/11/2023

64QAM

256QAM



05:03:53 PM 08/11/2023

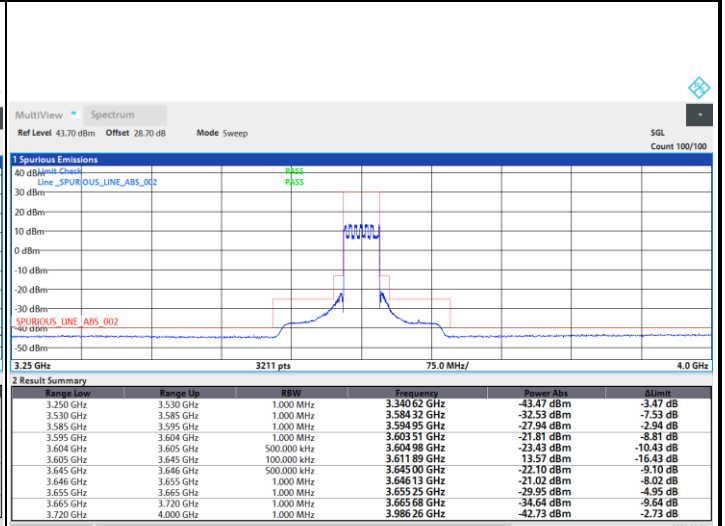
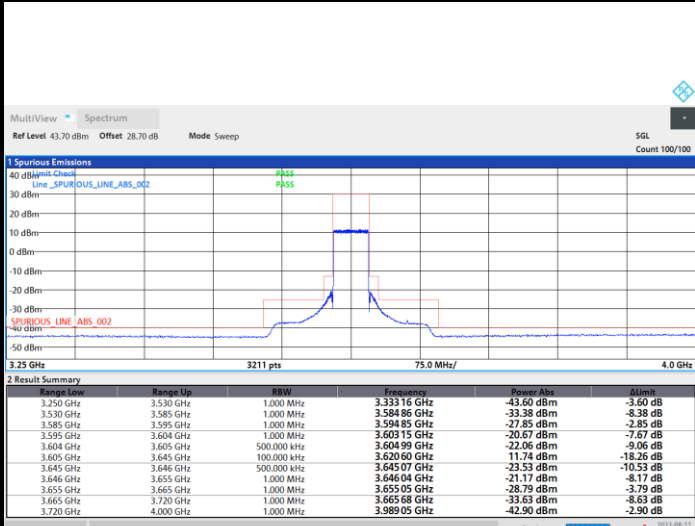
05:07:40 PM 08/11/2023



FR1 n48 / 40MHz / Middle Channel / MASK

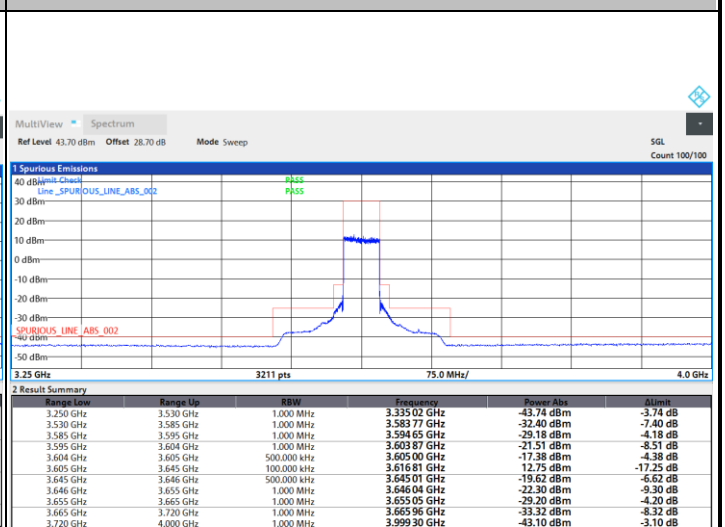
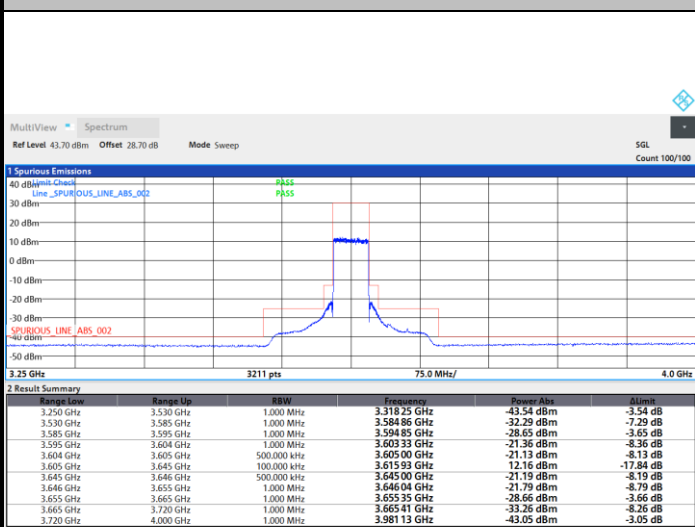
QPSK

16QAM



64QAM

256QAM

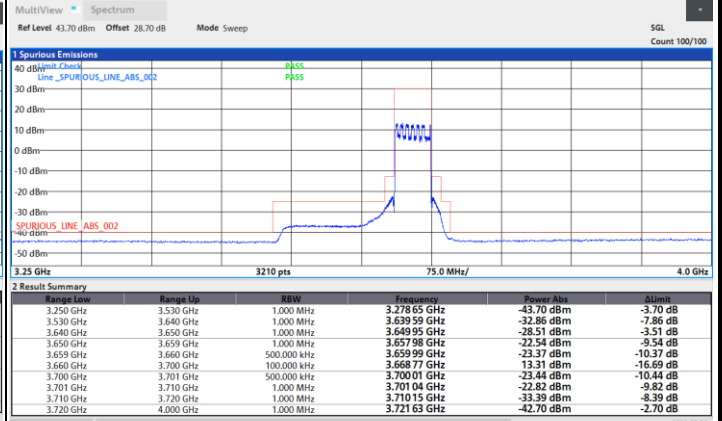
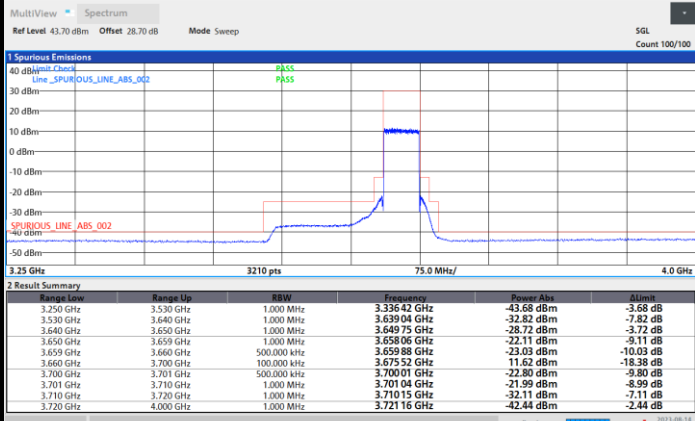




FR1 n48 / 40MHz / Highest Channel / MASK

QPSK

16QAM

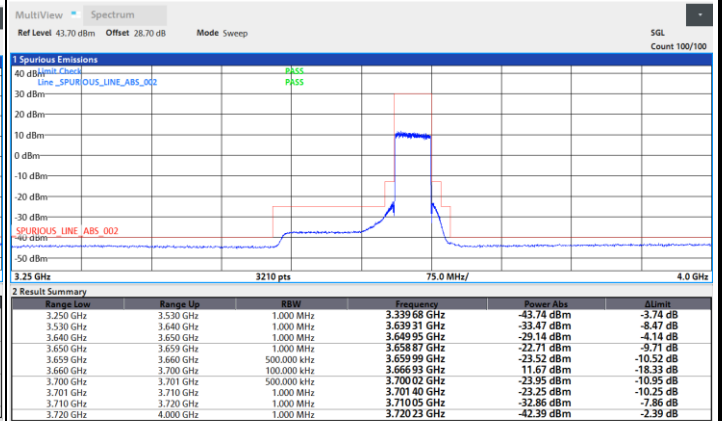
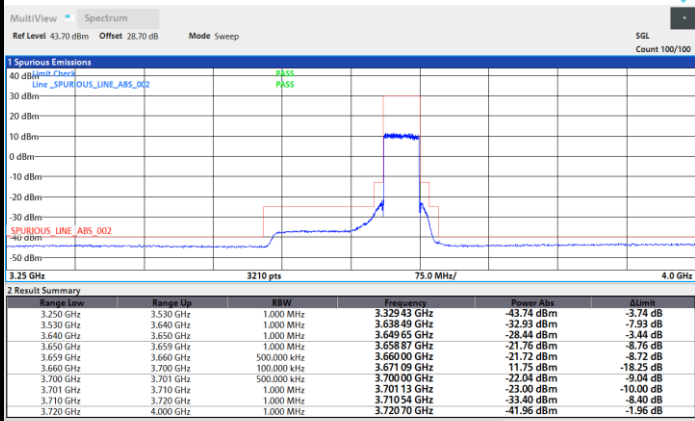


09:25:41 AM 08/14/2023

09:31:43 AM 08/14/2023

64QAM

256QAM



09:42:12 AM 08/14/2023

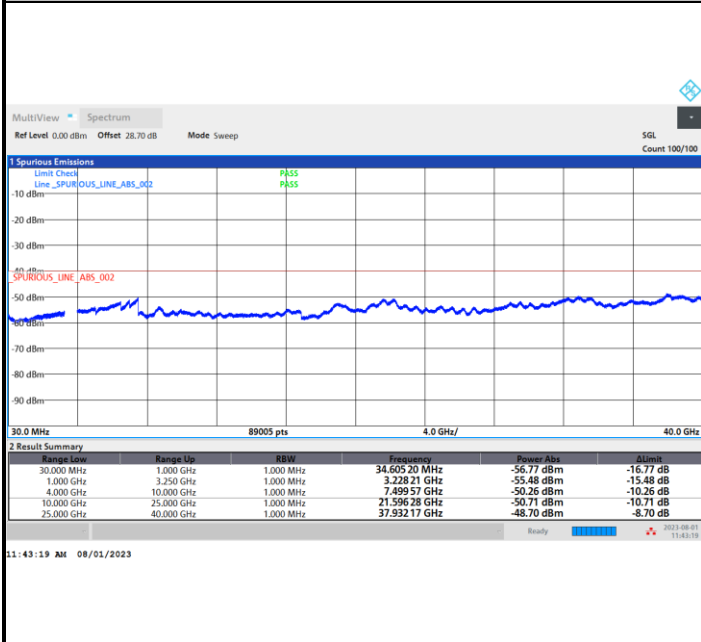
09:54:49 AM 08/14/2023



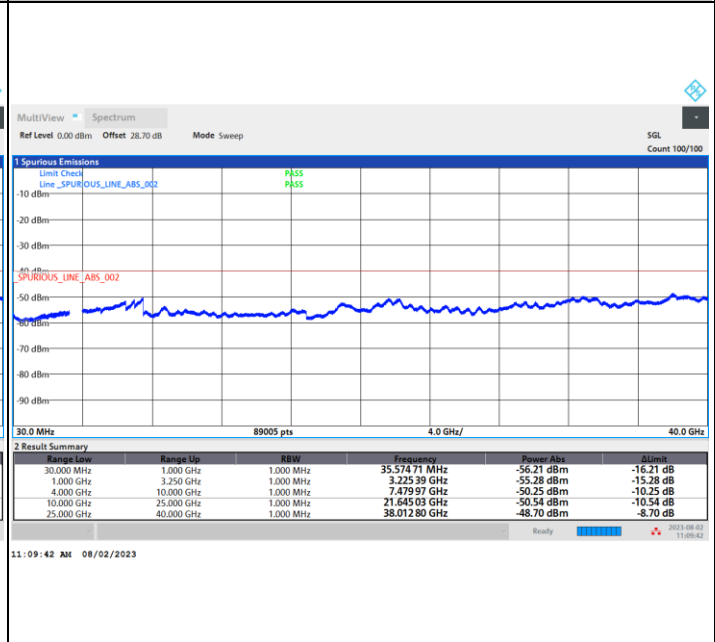
Conducted Spurious Emission

FR1 n48 / 10MHz / QPSK / CSE

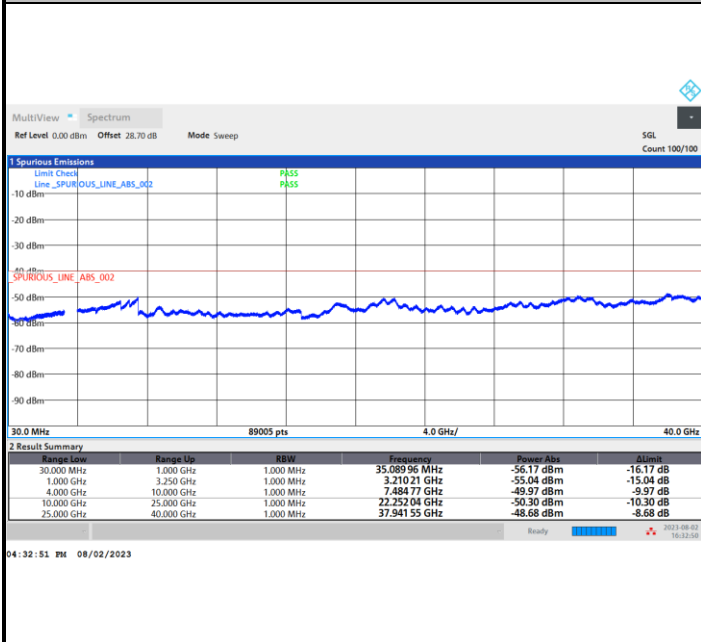
Lowest Channel



Middle Channel



Highest Channel

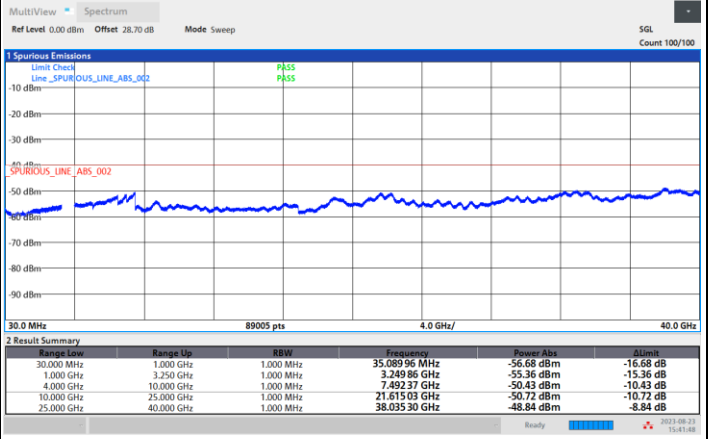
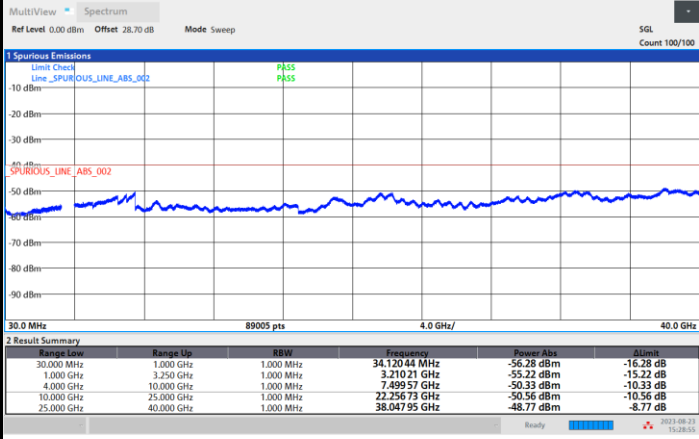




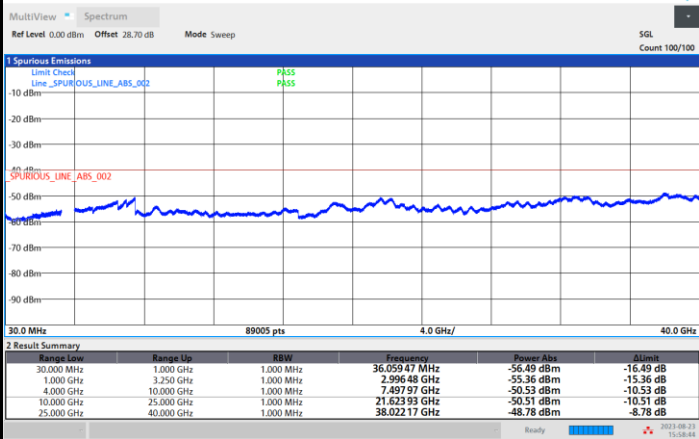
FR1 n48 / 20MHz / QPSK / CSE

Lowest Channel

Middle Channel



Highest Channel

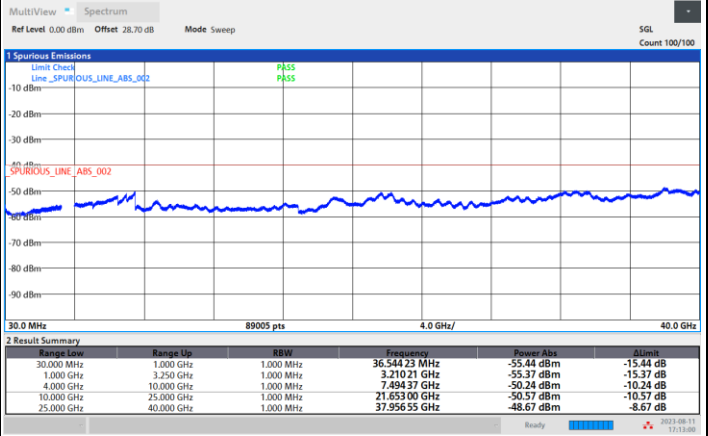
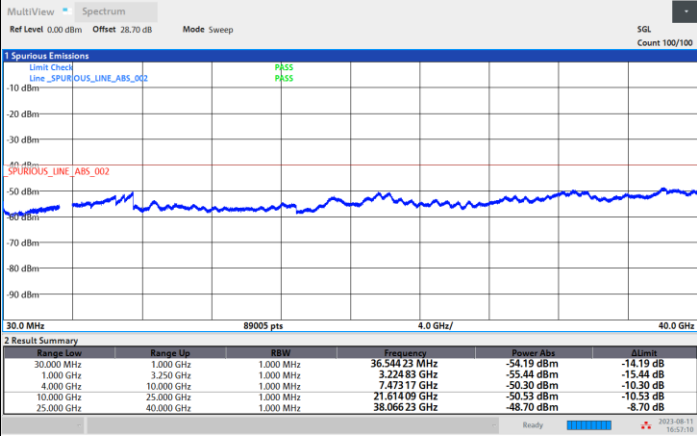




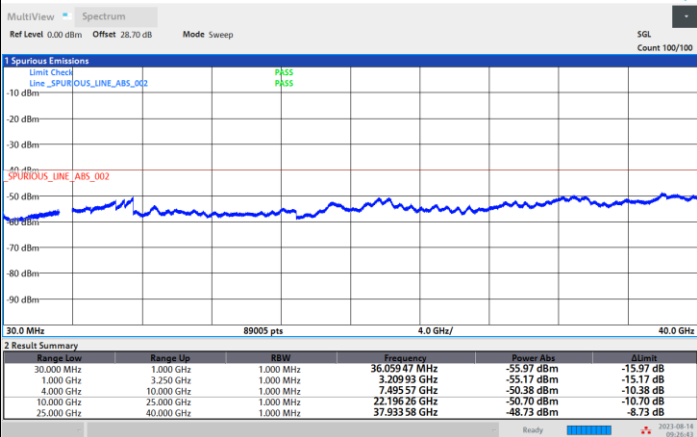
FR1 n48 / 40MHz / QPSK / CSE

Lowest Channel

Middle Channel



Highest Channel





Frequency Stability

Test Conditions		FR1 n48 (QPSK) / Middle Channel	Limit
Temperature (°C)	Voltage (Volt)	BW 20MHz	Note 2.
		Frequency offset (ppm)	Result
50	Normal Voltage	0.2207	PASS
40	Normal Voltage	1.1586	
30	Normal Voltage	0.5517	
20(Ref.)	Normal Voltage	0.0000	
10	Normal Voltage	0.3310	
0	Normal Voltage	0.7724	
-10	Normal Voltage	0.0552	
-20	Normal Voltage	1.3241	
-30	Normal Voltage	0.9379	
20	Maximum Voltage	0.3862	
20	Normal Voltage	0.8828	
20	Minimum Voltage	0.9379	

Note:

1. Normal Voltage = 115 V. ; Minimum Voltage = 100 V. ; Maximum Voltage = 240 V.
2. The frequency fundamental emissions stay within the authorized frequency block.



MIMO < ANT 3 >

Maximum EIRP (dBm/10MHz)

Mode	FR1 n48 : Conducted (dBm/10MHz) <SISO> Lowest Channel							
	10MHz		20MHz		40MHz		50MHz	
BW								
Mod.	QPSK	16QAM	QPSK	16QAM	QPSK	16QAM	QPSK	16QAM
Lowest CH	26.48	26.59	25.90	25.96	24.06	24.49	-	-
Mod.	64QAM	256QAM	64QAM	256QAM	64QAM	256QAM	64QAM	256QAM
Lowest CH	26.42	26.50	25.93	25.81	24.09	24.11	-	-
BW	60MHz		80MHz		90MHz		100MHz	
Mod.	QPSK	16QAM	QPSK	16QAM	QPSK	16QAM	QPSK	16QAM
Lowest CH	-	-	-	-	-	-	-	-
Mod.	64QAM	256QAM	64QAM	256QAM	64QAM	256QAM	64QAM	256QAM
Lowest CH	-	-	-	-	-	-	-	-

Mode	FR1 n48 : Maximum EIRP (dBm/10MHz) <MIMO 4TX> Lowest Channel							
	10MHz		20MHz		40MHz		50MHz	
BW								
Mod.	QPSK	16QAM	QPSK	16QAM	QPSK	16QAM	QPSK	16QAM
Lowest CH	44.50	44.61	43.92	43.98	42.08	42.51	-	-
Mod.	64QAM	256QAM	64QAM	256QAM	64QAM	256QAM	64QAM	256QAM
Lowest CH	44.44	44.52	43.95	43.83	42.11	42.13	-	-
BW	60MHz		80MHz		90MHz		100MHz	
Mod.	QPSK	16QAM	QPSK	16QAM	QPSK	16QAM	QPSK	16QAM
Lowest CH	-	-	-	-	-	-	-	-
Mod.	64QAM	256QAM	64QAM	256QAM	64QAM	256QAM	64QAM	256QAM
Lowest CH	-	-	-	-	-	-	-	-
Limit	47dBm/10MHz							
Result	PASS							

Note

1. The measured conducted result has included duty cycle offset factor.
2. The Maximum EIRP = conducted result + 6.02dB (4TX) + 12dBi MIMO antenna gain.



Mode	FR1 n48 : Conducted (dBm/10MHz) <SISO> Middle Channel							
	10MHz		20MHz		40MHz		50MHz	
BW								
Mod.	QPSK	16QAM	QPSK	16QAM	QPSK	16QAM	QPSK	16QAM
Middle CH	26.14	26.12	25.43	25.40	23.70	23.45	-	-
Mod.	64QAM	256QAM	64QAM	256QAM	64QAM	256QAM	64QAM	256QAM
Middle CH	26.23	26.21	25.46	25.46	23.75	23.70	-	-
BW	60MHz		80MHz		90MHz		100MHz	
Mod.	QPSK	16QAM	QPSK	16QAM	QPSK	16QAM	QPSK	16QAM
Middle CH	-	-	-	-	-	-	-	-
Mod.	64QAM	256QAM	64QAM	256QAM	64QAM	256QAM	64QAM	256QAM
Middle CH	-	-	-	-	-	-	-	-

Mode	FR1 n48 : Maximum EIRP (dBm/10MHz) <MIMO 4TX> Middle Channel							
	10MHz		20MHz		40MHz		50MHz	
BW								
Mod.	QPSK	16QAM	QPSK	16QAM	QPSK	16QAM	QPSK	16QAM
Middle CH	44.16	44.14	43.45	43.42	41.72	41.47	-	-
Mod.	64QAM	256QAM	64QAM	256QAM	64QAM	256QAM	64QAM	256QAM
Middle CH	44.25	44.23	43.48	43.48	41.77	41.72	-	-
BW	60MHz		80MHz		90MHz		100MHz	
Mod.	QPSK	16QAM	QPSK	16QAM	QPSK	16QAM	QPSK	16QAM
Middle CH	-	-	-	-	-	-	-	-
Mod.	64QAM	256QAM	64QAM	256QAM	64QAM	256QAM	64QAM	256QAM
Middle CH	-	-	-	-	-	-	-	-
Limit	47dBm/10MHz							
Result	PASS							

Note

1. The measured conducted result has included duty cycle offset factor.
2. The Maximum EIRP = conducted result + 6.02dB (4TX) + 12dBi MIMO antenna gain.



Mode	FR1 n48 : Conducted (dBm/10MHz) <SISO> Highest Channel							
	10MHz		20MHz		40MHz		50MHz	
BW								
Mod.	QPSK	16QAM	QPSK	16QAM	QPSK	16QAM	QPSK	16QAM
Highest CH	25.92	26.11	25.24	25.40	23.40	23.17	-	-
Mod.	64QAM	256QAM	64QAM	256QAM	64QAM	256QAM	64QAM	256QAM
Highest CH	25.93	25.88	25.23	25.24	23.54	23.46	-	-
BW	60MHz		80MHz		90MHz		100MHz	
Mod.	QPSK	16QAM	QPSK	16QAM	QPSK	16QAM	QPSK	16QAM
Highest CH	-	-	-	-	-	-	-	-
Mod.	64QAM	256QAM	64QAM	256QAM	64QAM	256QAM	64QAM	256QAM
Highest CH	-	-	-	-	-	-	-	-

Mode	FR1 n48 : Maximum EIRP (dBm/10MHz) <MIMO 4TX> Highest Channel							
	10MHz		20MHz		40MHz		50MHz	
BW								
Mod.	QPSK	16QAM	QPSK	16QAM	QPSK	16QAM	QPSK	16QAM
Highest CH	43.94	44.13	43.26	43.42	41.42	41.19	-	-
Mod.	64QAM	256QAM	64QAM	256QAM	64QAM	256QAM	64QAM	256QAM
Highest CH	43.95	43.90	43.25	43.26	41.56	41.48	-	-
BW	60MHz		80MHz		90MHz		100MHz	
Mod.	QPSK	16QAM	QPSK	16QAM	QPSK	16QAM	QPSK	16QAM
Highest CH	-	-	-	-	-	-	-	-
Mod.	64QAM	256QAM	64QAM	256QAM	64QAM	256QAM	64QAM	256QAM
Highest CH	-	-	-	-	-	-	-	-
Limit	47dBm/10MHz							
Result	PASS							

Note

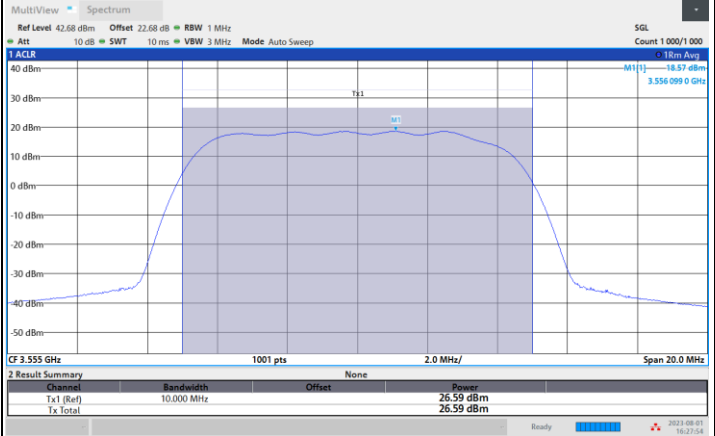
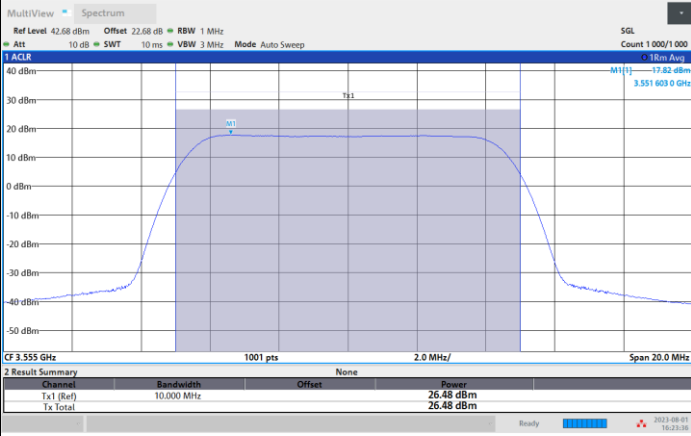
1. The measured conducted result has included duty cycle offset factor.
2. The Maximum EIRP = conducted result + 6.02dB (4TX) + 12dBi MIMO antenna gain.



FR1 n48 / 10MHz / Lowest Channel / Conducted (dBm/10MHz)

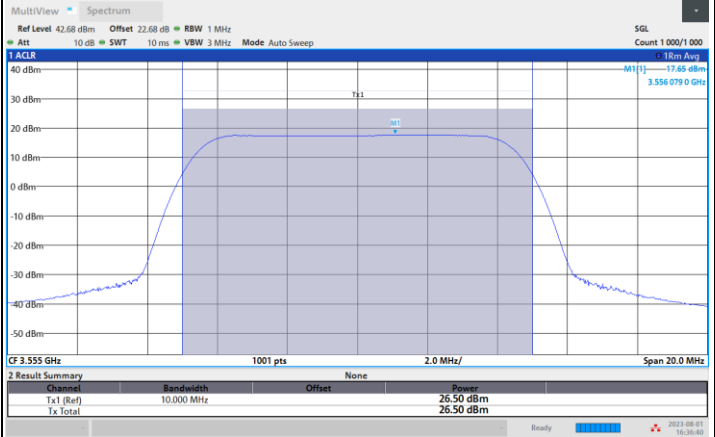
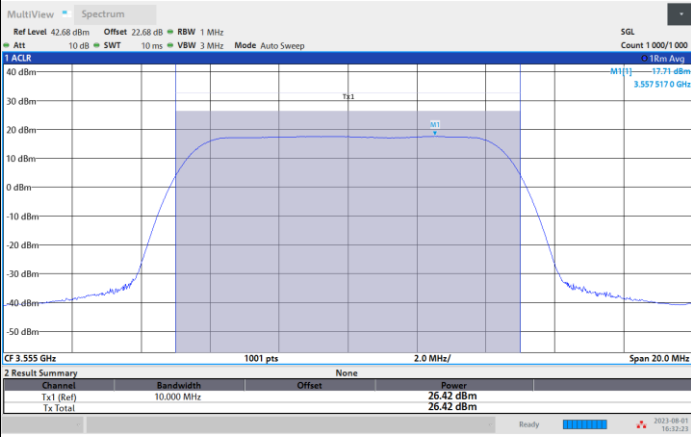
QPSK

16QAM



64QAM

256QAM

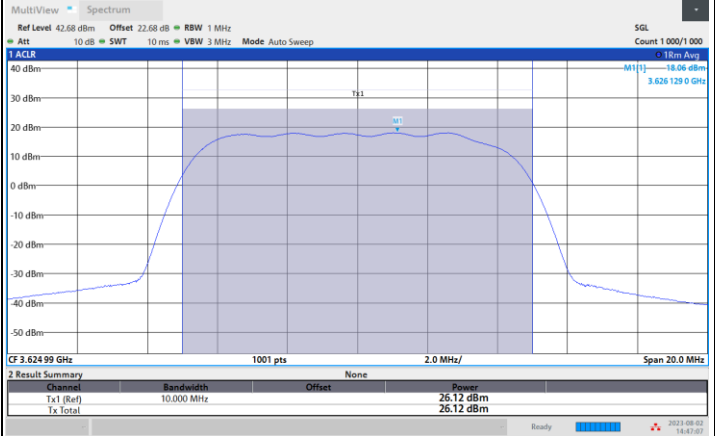
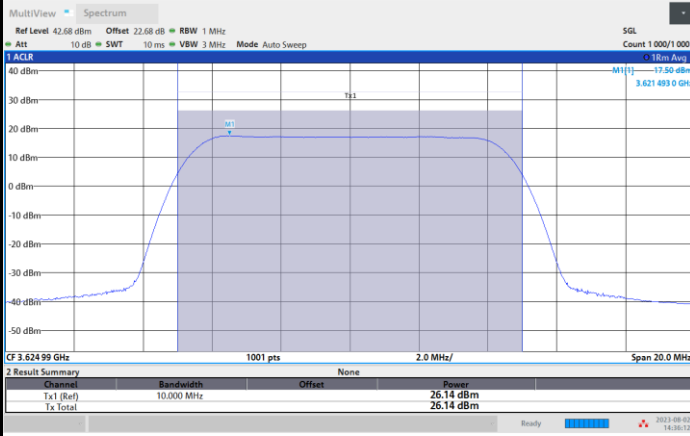




FR1 n48 / 10MHz / Middle Channel / Conducted (dBm/10MHz)

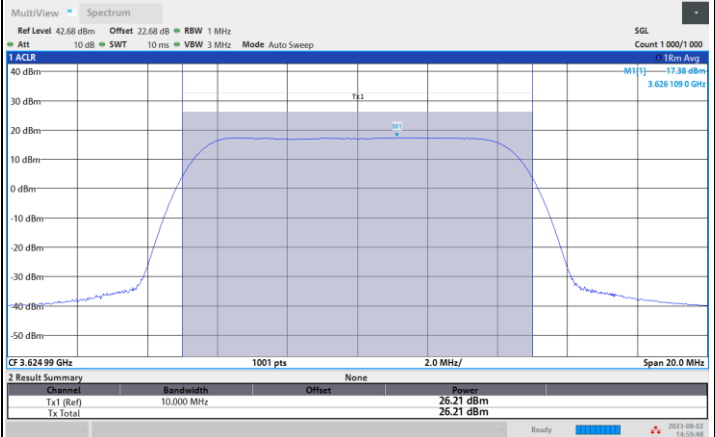
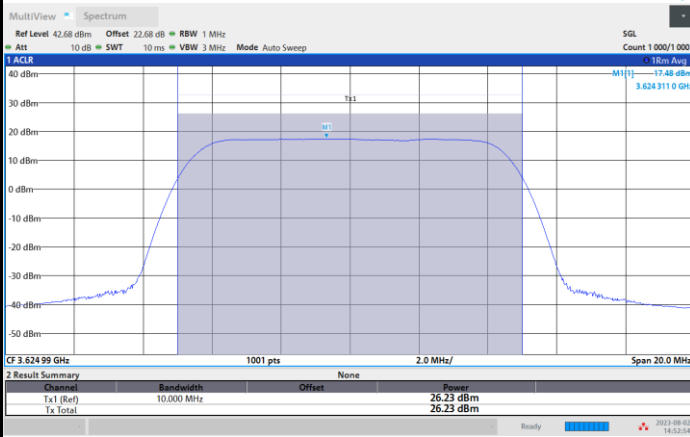
QPSK

16QAM



64QAM

256QAM

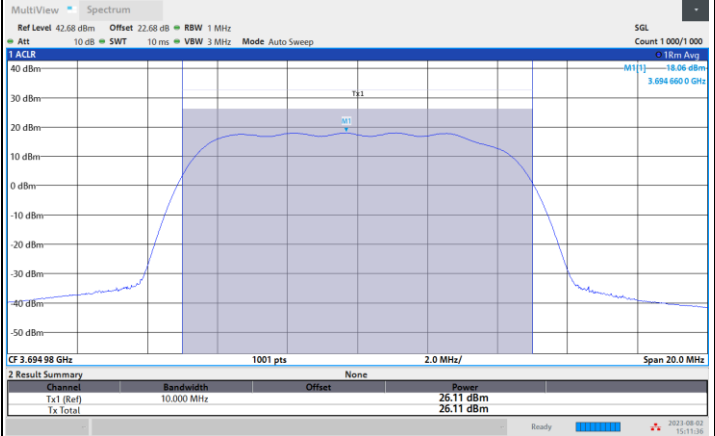
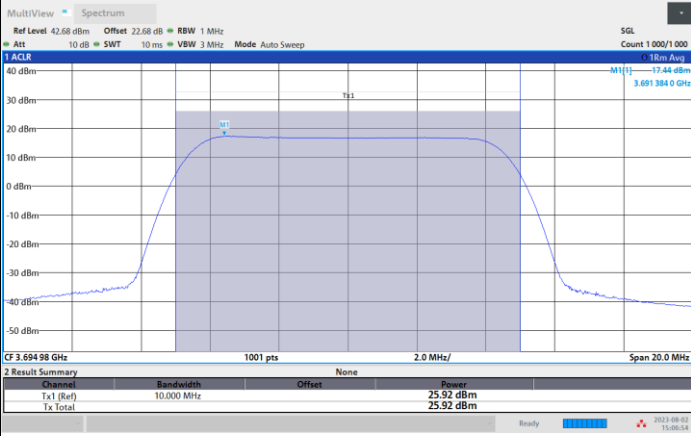




FR1 n48 / 10MHz / Highest Channel / Conducted (dBm/10MHz)

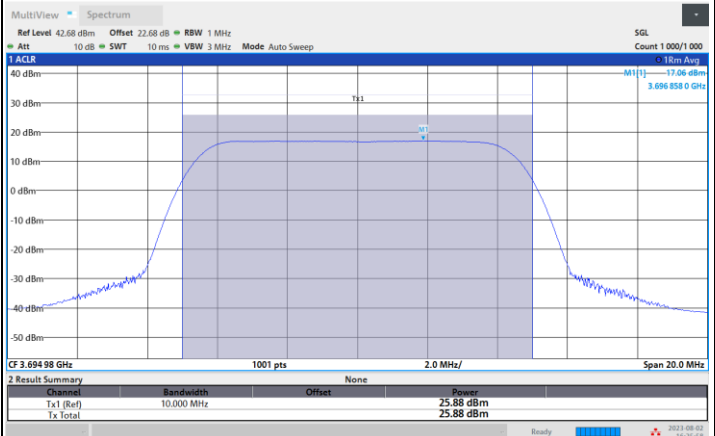
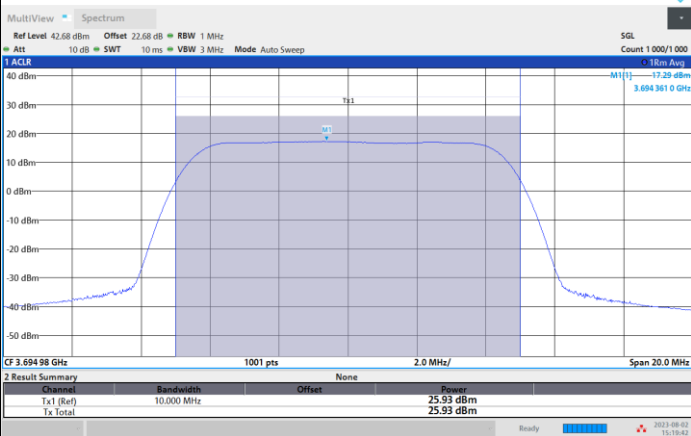
QPSK

16QAM



64QAM

256QAM

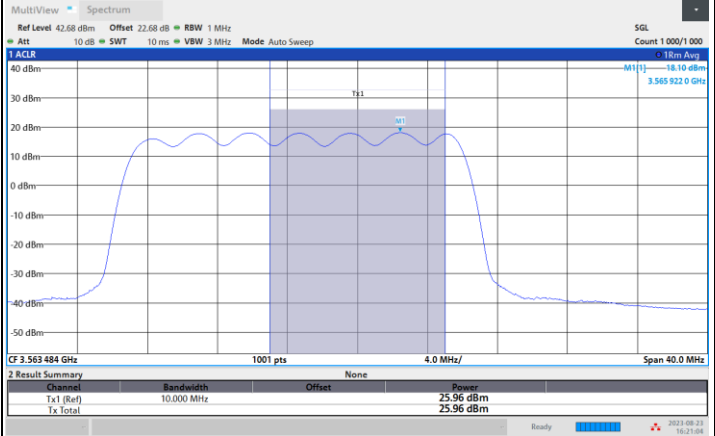
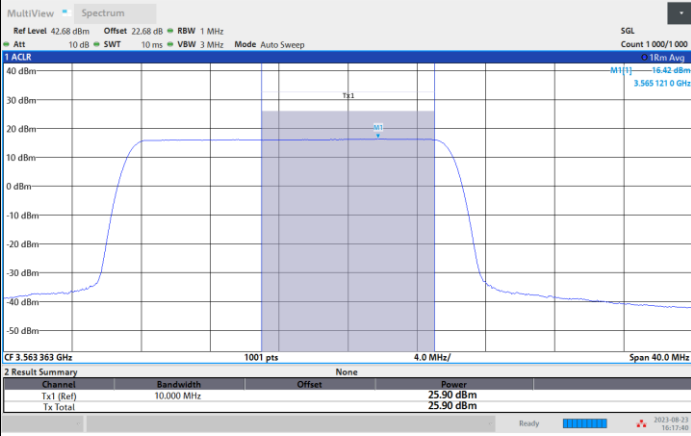




FR1 n48 / 20MHz / Lowest Channel / Conducted (dBm/10MHz)

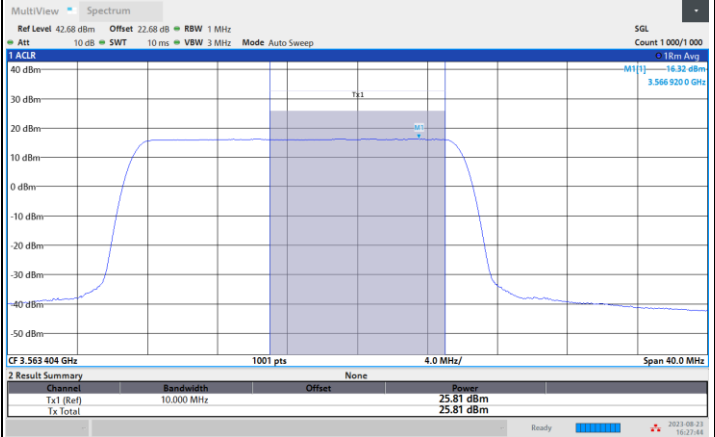
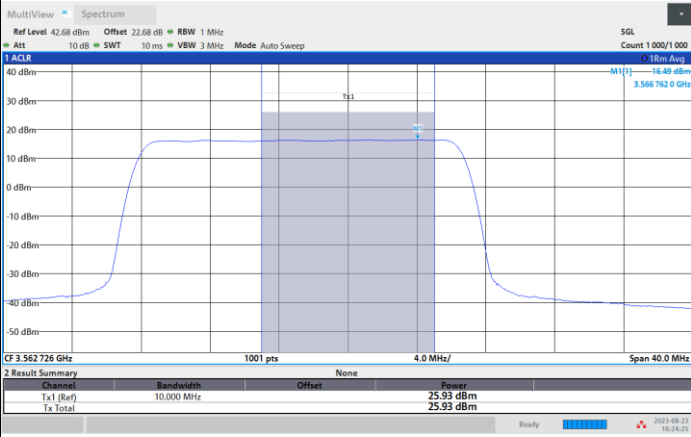
QPSK

16QAM



64QAM

256QAM

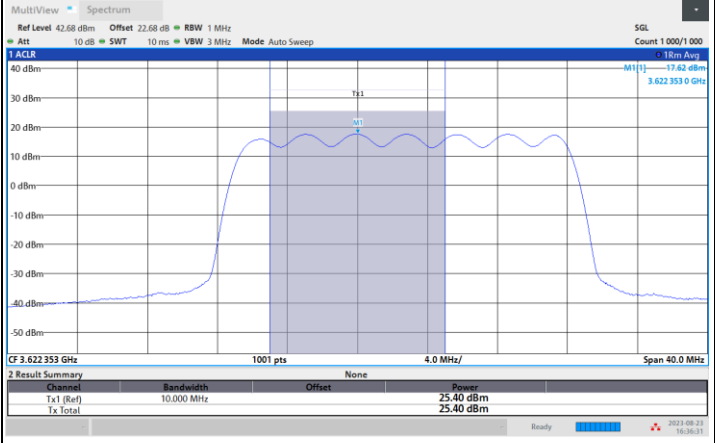
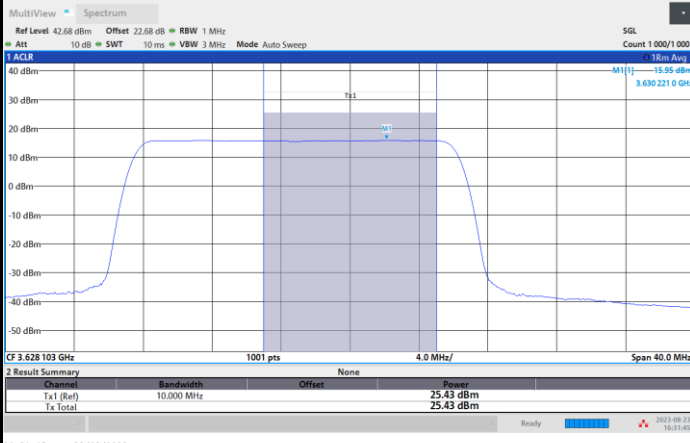




FR1 n48 / 20MHz / Middle Channel / Conducted (dBm/10MHz)

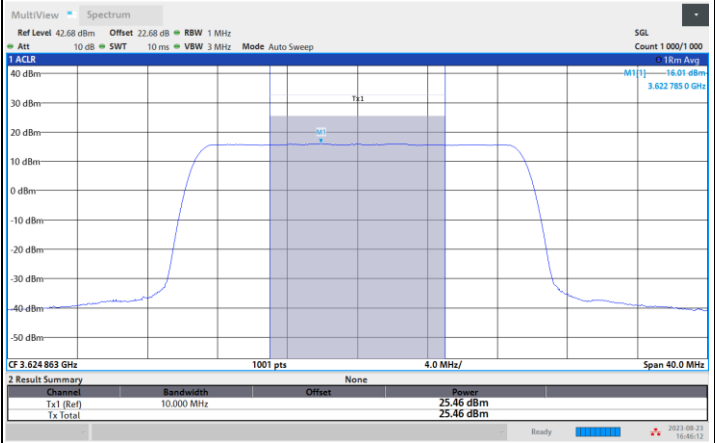
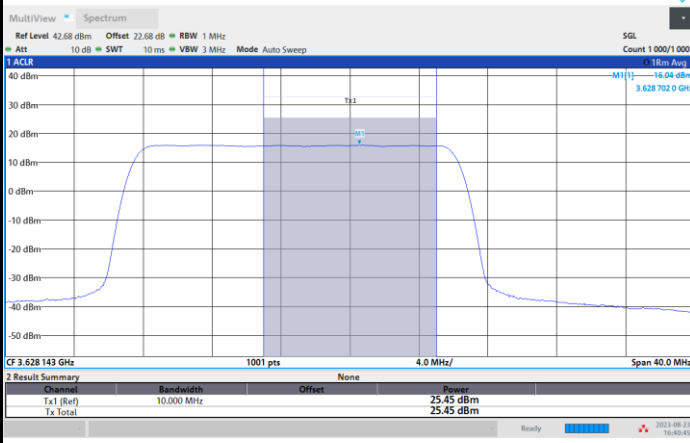
QPSK

16QAM



64QAM

256QAM

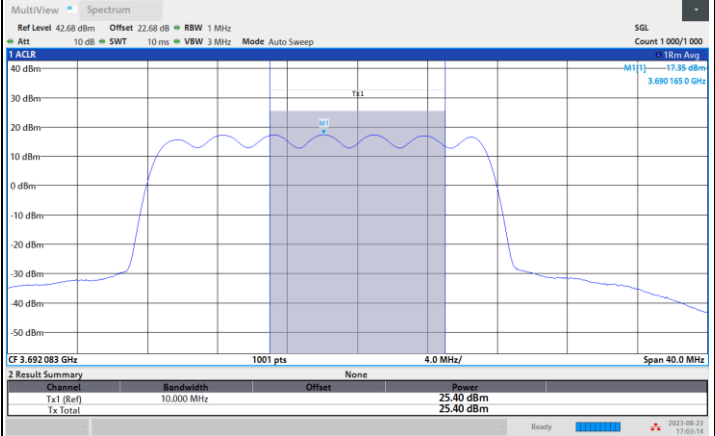
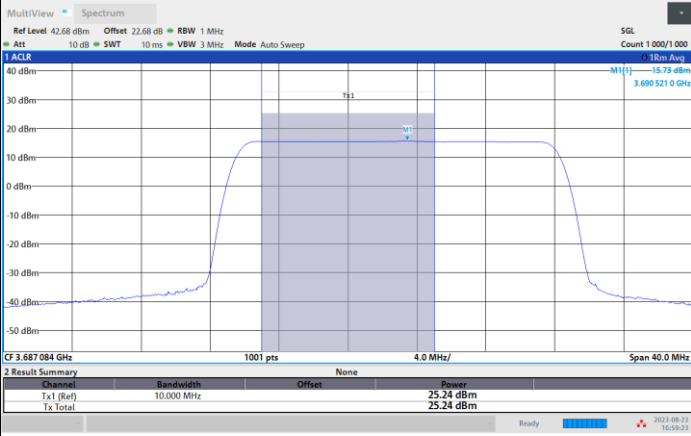




FR1 n48 / 20MHz / Highest Channel / Conducted (dBm/10MHz)

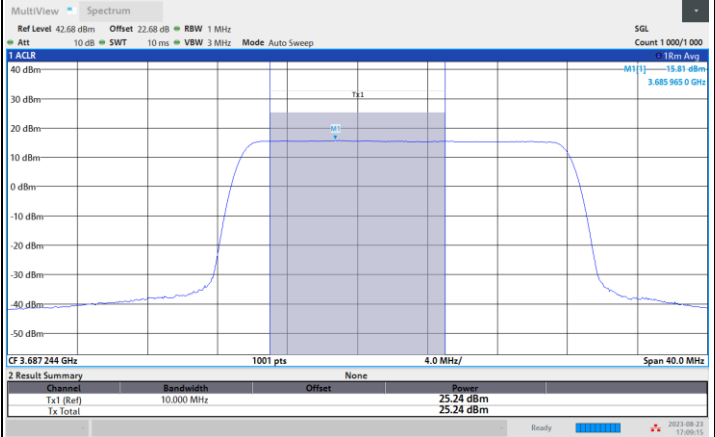
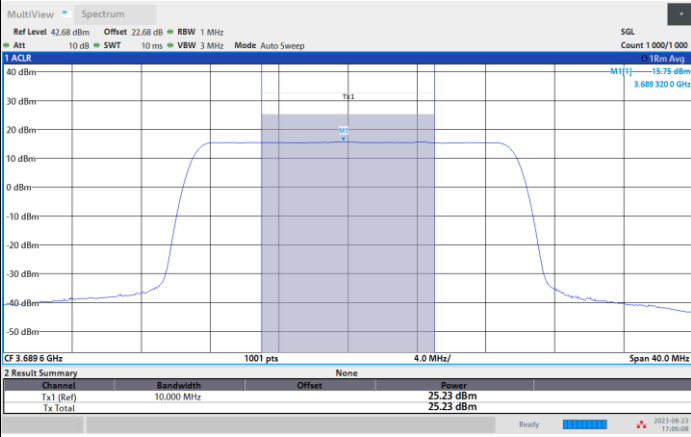
QPSK

16QAM



64QAM

256QAM

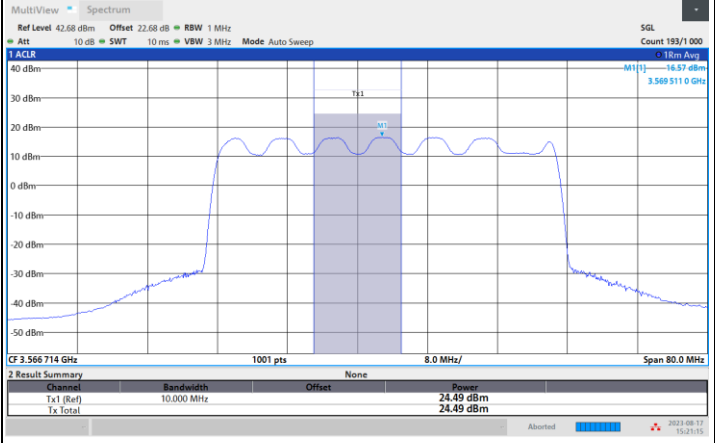
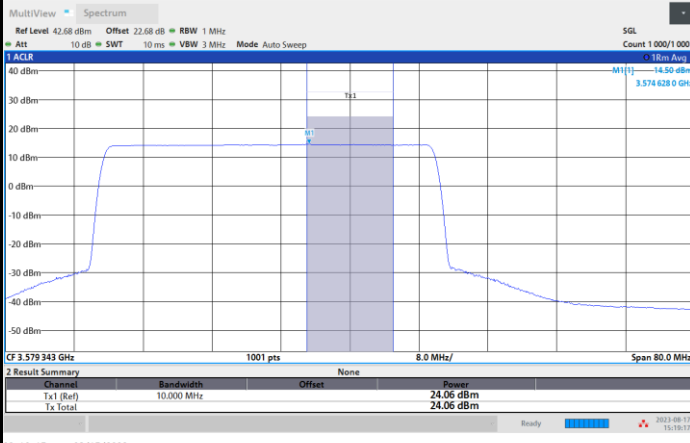




FR1 n48 / 40MHz / Lowest Channel / Conducted (dBm/10MHz)

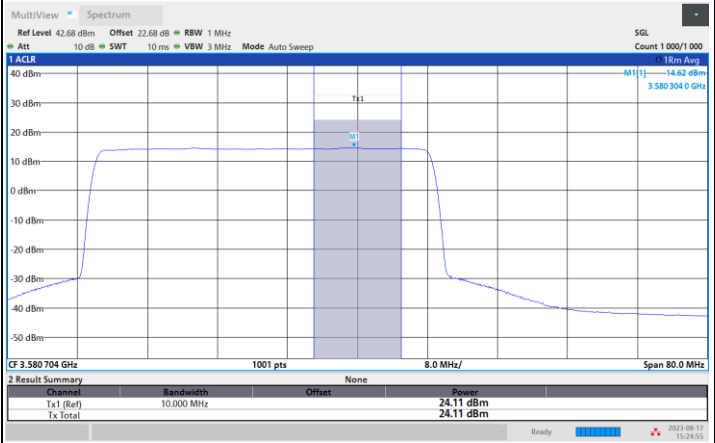
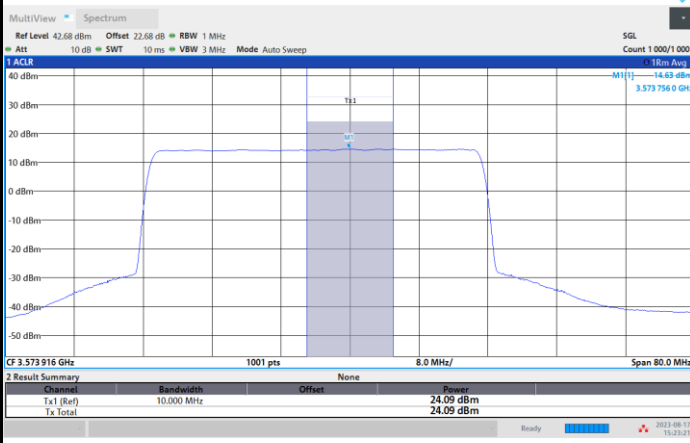
QPSK

16QAM



64QAM

256QAM

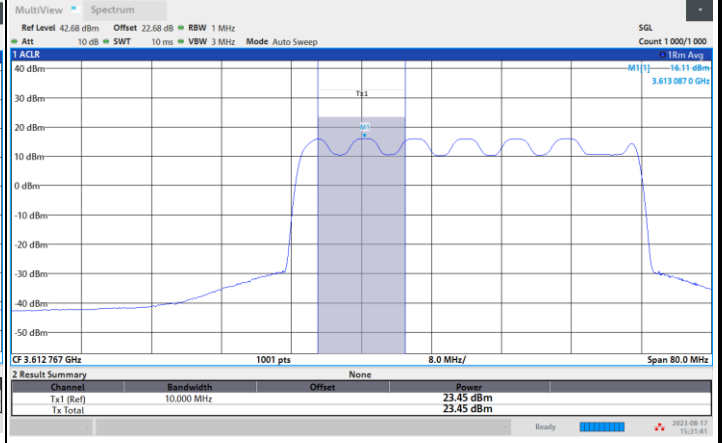
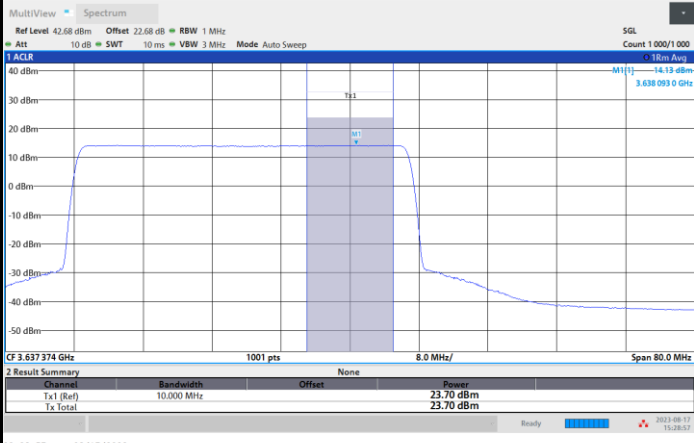




FR1 n48 / 40MHz / Middle Channel / Conducted (dBm/10MHz)

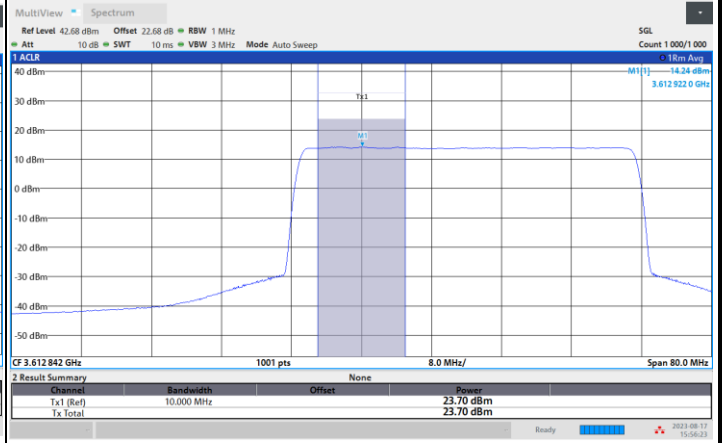
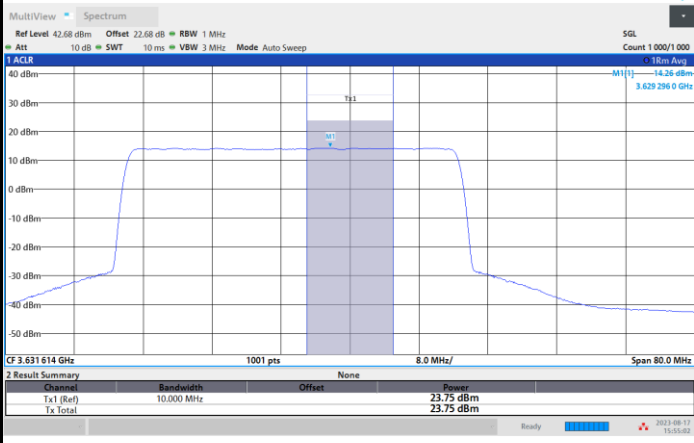
QPSK

16QAM



64QAM

256QAM

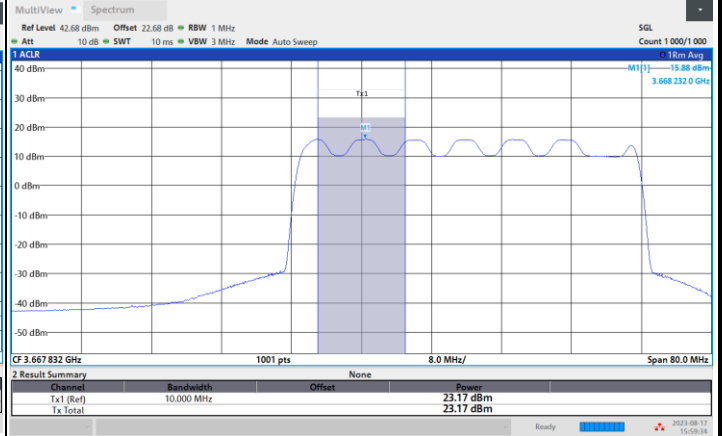
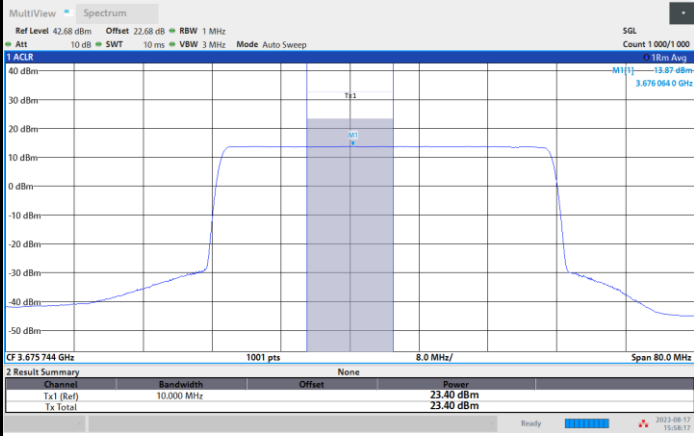




FR1 n48 / 40MHz / Highest Channel / Conducted (dBm/10MHz)

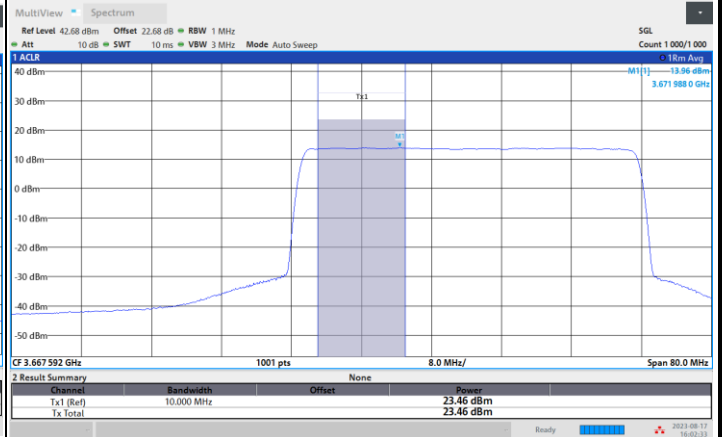
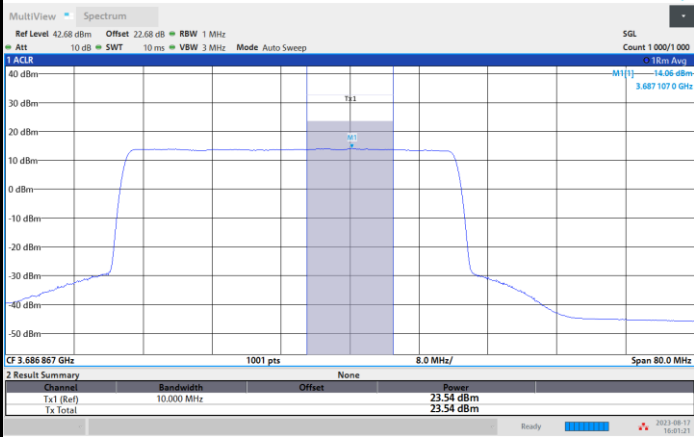
QPSK

16QAM



64QAM

256QAM





Power Spectral Density

Mode	FR1 n48 : Conducted PSD (dBm/MHz) <SISO> Lowest Channel							
	10MHz		20MHz		40MHz		50MHz	
BW								
Mod.	QPSK	16QAM	QPSK	16QAM	QPSK	16QAM	QPSK	16QAM
Lowest CH	17.74	18.60	16.39	18.02	14.65	16.39	-	-
Mod.	64QAM	256QAM	64QAM	256QAM	64QAM	256QAM	64QAM	256QAM
Lowest CH	17.73	17.67	16.38	16.17	14.56	14.42	-	-
BW	60MHz		80MHz		90MHz		100MHz	
Mod.	QPSK	16QAM	QPSK	16QAM	QPSK	16QAM	QPSK	16QAM
Lowest CH	-	-	-	-	-	-	-	-
Mod.	64QAM	256QAM	64QAM	256QAM	64QAM	256QAM	64QAM	256QAM
Lowest CH	-	-	-	-	-	-	-	-

Mode	FR1 n48 : EIRP PSD (dBm/MHz) <MIMO 4TX> Lowest Channel							
	10MHz		20MHz		40MHz		50MHz	
BW								
Mod.	QPSK	16QAM	QPSK	16QAM	QPSK	16QAM	QPSK	16QAM
Lowest CH	35.76	36.62	34.41	36.04	32.67	34.41	-	-
Mod.	64QAM	256QAM	64QAM	256QAM	64QAM	256QAM	64QAM	256QAM
Lowest CH	35.75	35.69	34.40	34.19	32.58	32.44	-	-
BW	60MHz		80MHz		90MHz		100MHz	
Mod.	QPSK	16QAM	QPSK	16QAM	QPSK	16QAM	QPSK	16QAM
Lowest CH	-	-	-	-	-	-	-	-
Mod.	64QAM	256QAM	64QAM	256QAM	64QAM	256QAM	64QAM	256QAM
Lowest CH	-	-	-	-	-	-	-	-
Limit	37dBm/MHz							
Result	PASS							

Note

1. The measured conducted PSD result has included duty cycle offset factor.
2. The EIRP PSD = conducted PSD result + 6.02dB (4TX) + 12dBi MIMO antenna gain.



Mode	FR1 n48 : Conducted PSD (dBm/MHz) <SISO> Middle Channel							
	10MHz		20MHz		40MHz		50MHz	
BW								
Mod.	QPSK	16QAM	QPSK	16QAM	QPSK	16QAM	QPSK	16QAM
Middle CH	17.42	18.17	15.86	17.60	14.23	15.93	-	-
Mod.	64QAM	256QAM	64QAM	256QAM	64QAM	256QAM	64QAM	256QAM
Middle CH	17.38	17.40	16.00	15.94	14.18	14.13	-	-
BW	60MHz		80MHz		90MHz		100MHz	
Mod.	QPSK	16QAM	QPSK	16QAM	QPSK	16QAM	QPSK	16QAM
Middle CH	-	-	-	-	-	-	-	-
Mod.	64QAM	256QAM	64QAM	256QAM	64QAM	256QAM	64QAM	256QAM
Middle CH	-	-	-	-	-	-	-	-

Mode	FR1 n48 : EIRP PSD (dBm/MHz) <MIMO 4TX> Middle Channel							
	10MHz		20MHz		40MHz		50MHz	
BW								
Mod.	QPSK	16QAM	QPSK	16QAM	QPSK	16QAM	QPSK	16QAM
Middle CH	35.44	36.19	33.88	35.62	32.25	33.95	-	-
Mod.	64QAM	256QAM	64QAM	256QAM	64QAM	256QAM	64QAM	256QAM
Middle CH	35.40	35.42	34.02	33.96	32.20	32.15	-	-
BW	60MHz		80MHz		90MHz		100MHz	
Mod.	QPSK	16QAM	QPSK	16QAM	QPSK	16QAM	QPSK	16QAM
Middle CH	-	-	-	-	-	-	-	-
Mod.	64QAM	256QAM	64QAM	256QAM	64QAM	256QAM	64QAM	256QAM
Middle CH	-	-	-	-	-	-	-	-
Limit	37dBm/MHz							
Result	PASS							

Note

1. The measured conducted PSD result has included duty cycle offset factor.
2. The EIRP PSD = conducted PSD result + 6.02dB (4TX) + 12dBi MIMO antenna gain.



Mode	FR1 n48 : Conducted PSD (dBm/MHz) <SISO> Highest Channel							
	10MHz		20MHz		40MHz		50MHz	
BW								
Mod.	QPSK	16QAM	QPSK	16QAM	QPSK	16QAM	QPSK	16QAM
Highest CH	17.42	18.13	15.67	17.32	13.75	15.73	-	-
Mod.	64QAM	256QAM	64QAM	256QAM	64QAM	256QAM	64QAM	256QAM
Highest CH	17.32	17.05	15.74	15.76	13.88	13.95	-	-
BW	60MHz		80MHz		90MHz		100MHz	
Mod.	QPSK	16QAM	QPSK	16QAM	QPSK	16QAM	QPSK	16QAM
Highest CH	-	-	-	-	-	-	-	-
Mod.	64QAM	256QAM	64QAM	256QAM	64QAM	256QAM	64QAM	256QAM
Highest CH	-	-	-	-	-	-	-	-

Mode	FR1 n48 : EIRP PSD (dBm/MHz) <MIMO 4TX> Highest Channel							
	10MHz		20MHz		40MHz		50MHz	
BW								
Mod.	QPSK	16QAM	QPSK	16QAM	QPSK	16QAM	QPSK	16QAM
Highest CH	35.44	36.15	33.69	35.34	31.77	33.75	-	-
Mod.	64QAM	256QAM	64QAM	256QAM	64QAM	256QAM	64QAM	256QAM
Highest CH	35.34	35.07	33.76	33.78	31.90	31.97	-	-
BW	60MHz		80MHz		90MHz		100MHz	
Mod.	QPSK	16QAM	QPSK	16QAM	QPSK	16QAM	QPSK	16QAM
Highest CH	-	-	-	-	-	-	-	-
Mod.	64QAM	256QAM	64QAM	256QAM	64QAM	256QAM	64QAM	256QAM
Highest CH	-	-	-	-	-	-	-	-
Limit	37dBm/MHz							
Result	PASS							

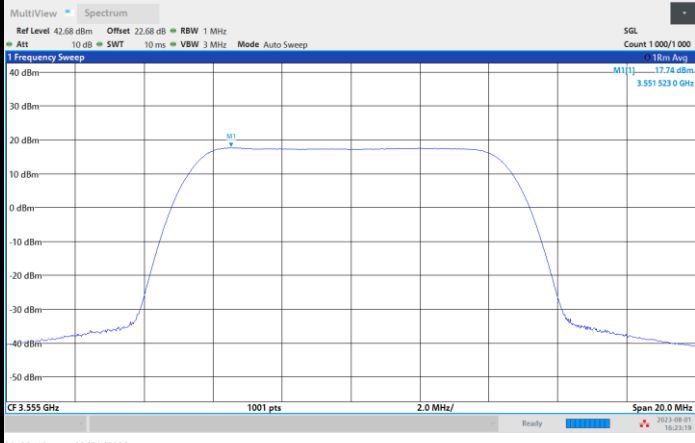
Note

1. The measured conducted PSD result has included duty cycle offset factor.
2. The EIRP PSD = conducted PSD result + 6.02dB (4TX) + 12dBi MIMO antenna gain.

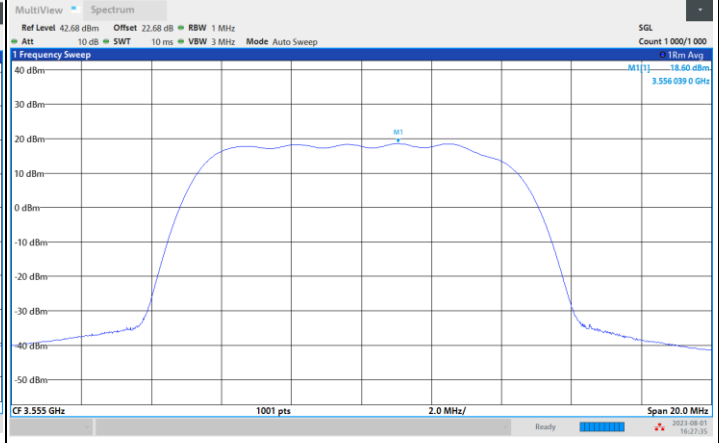


FR1 n48 / 10MHz / Lowest Channel / PSD

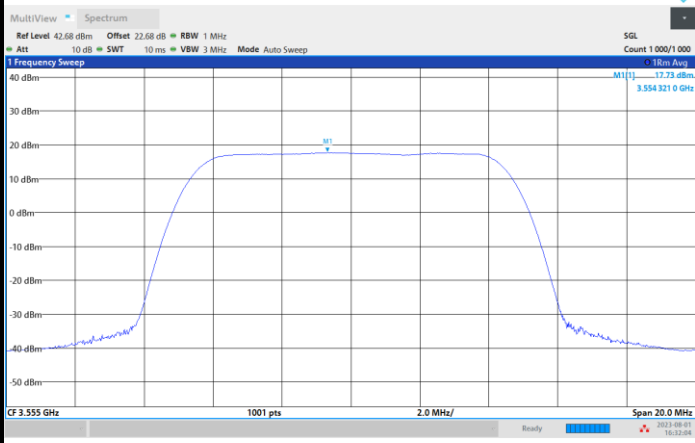
QPSK



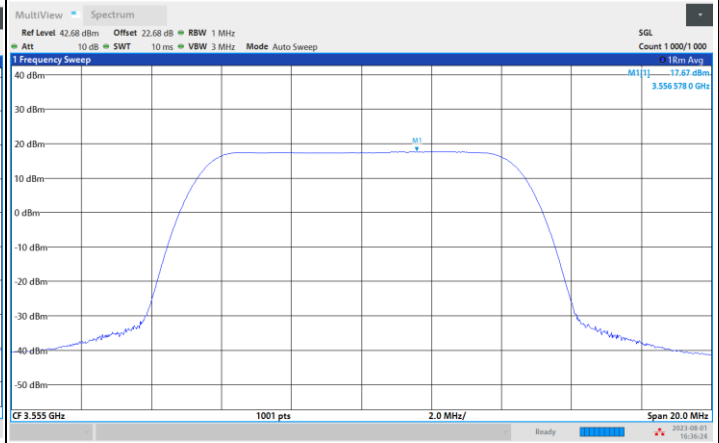
16QAM



64QAM



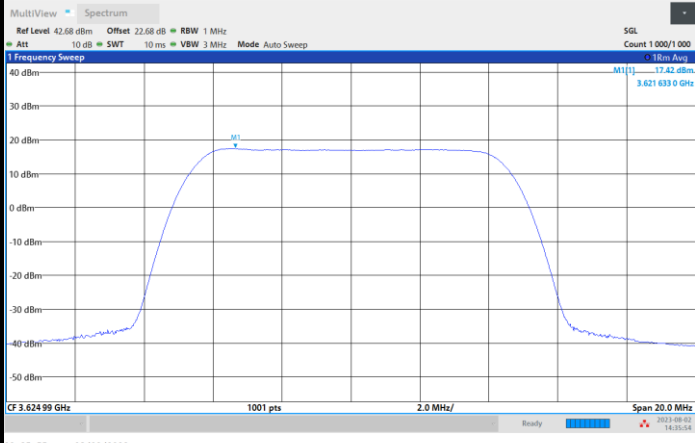
256QAM





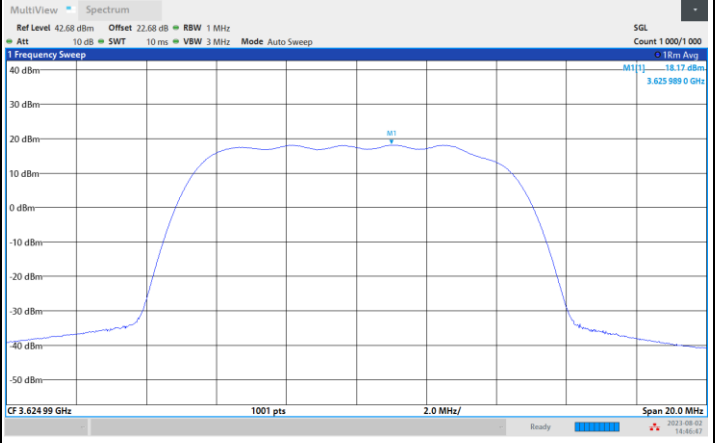
FR1 n48 / 10MHz / Middle Channel / PSD

QPSK



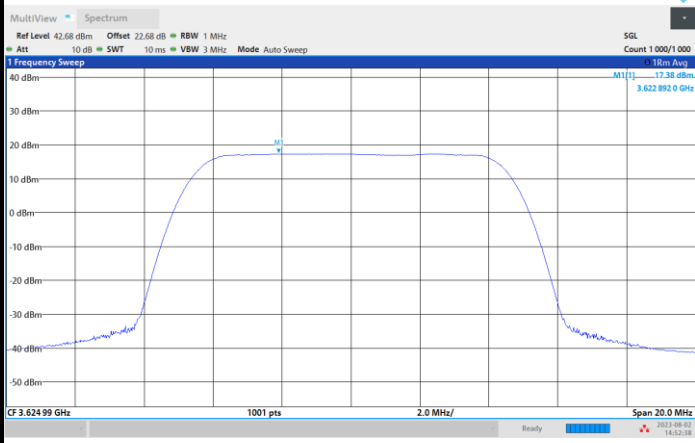
02:35:55 PM 08/02/2023

16QAM



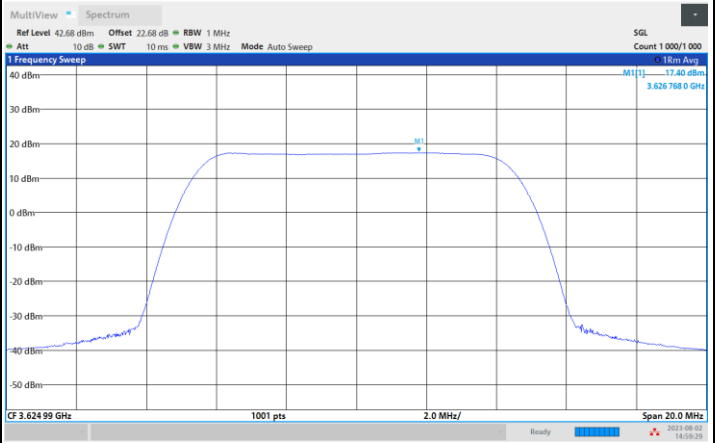
02:46:48 PM 08/02/2023

64QAM



02:52:39 PM 08/02/2023

256QAM



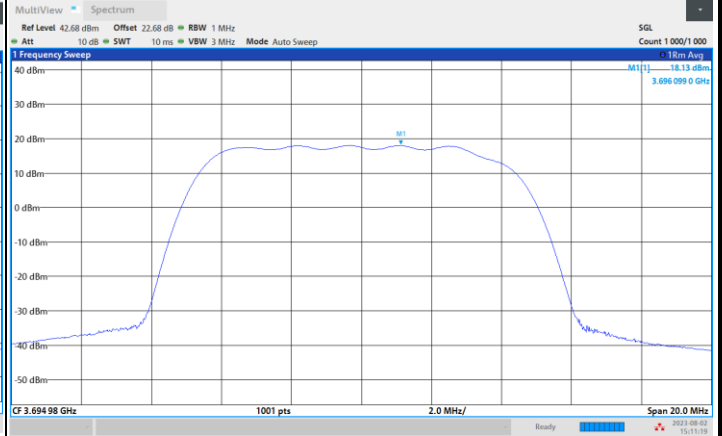
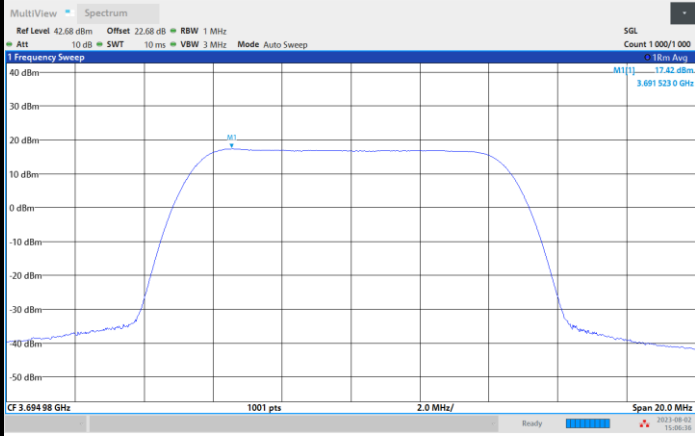
02:59:29 PM 08/02/2023



FR1 n48 / 10MHz / Highest Channel / PSD

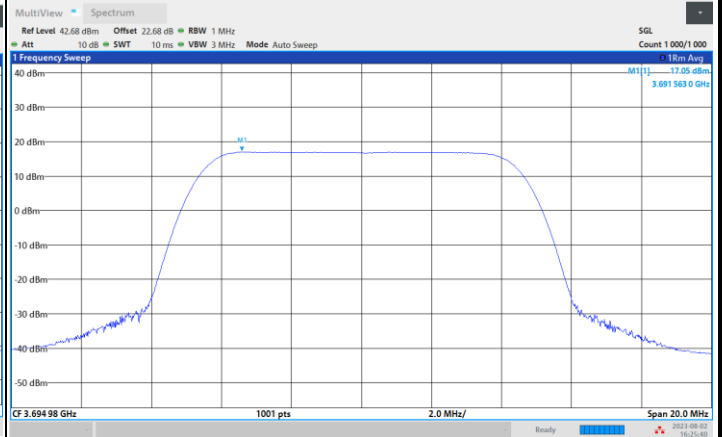
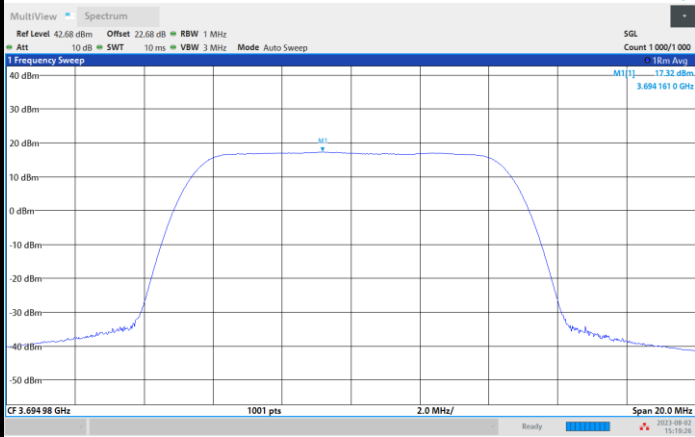
QPSK

16QAM



64QAM

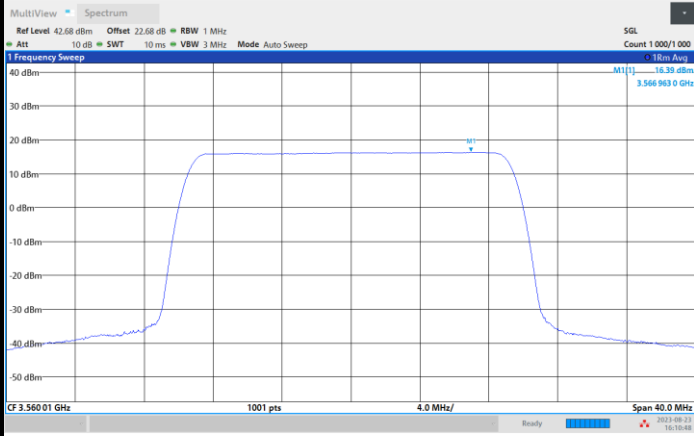
256QAM





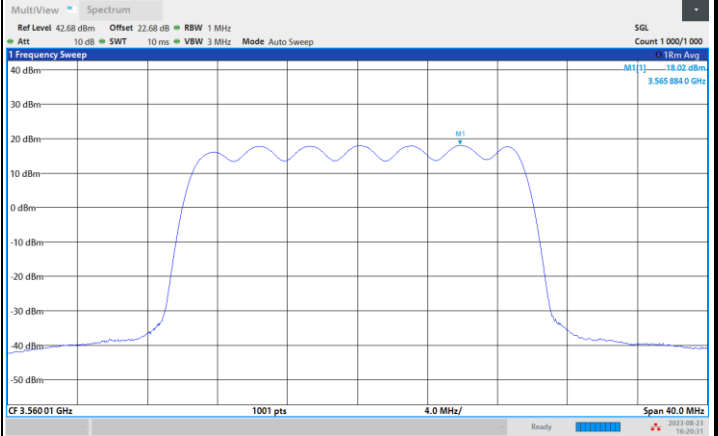
FR1 n48 / 20MHz / Lowest Channel / PSD

QPSK



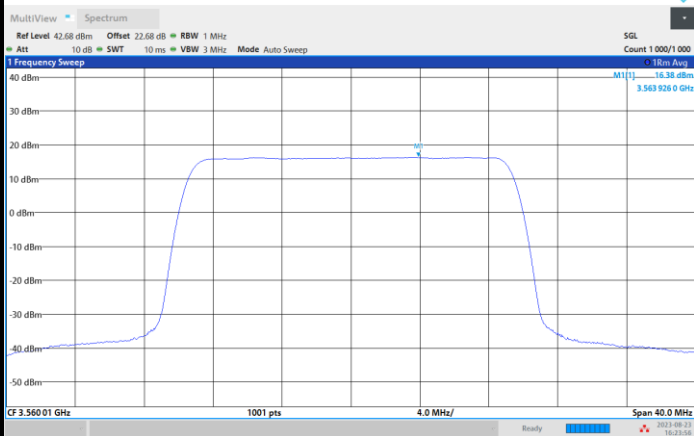
04:10:49 PM 08/23/2023

16QAM



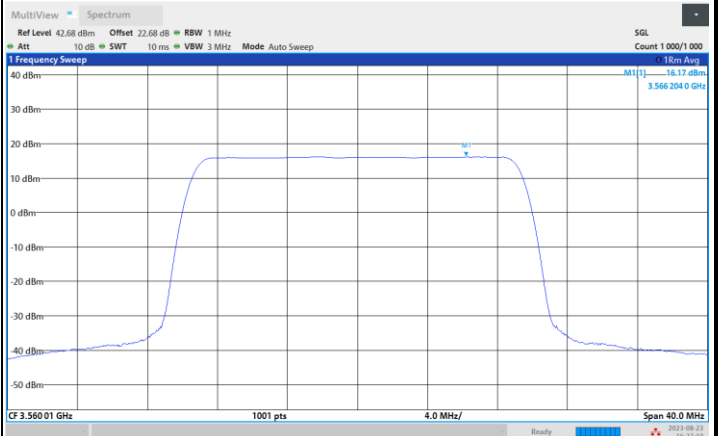
04:20:31 PM 08/23/2023

64QAM



04:23:56 PM 08/23/2023

256QAM



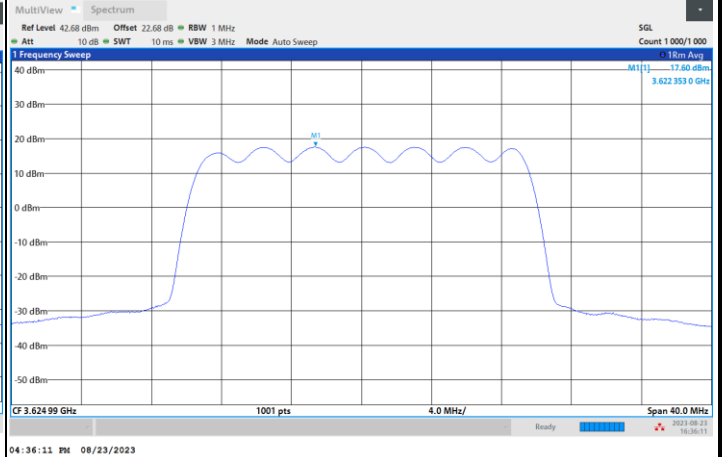
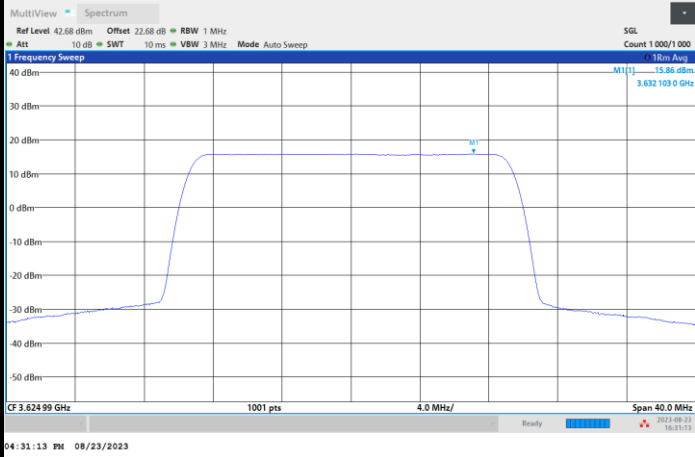
04:27:19 PM 08/23/2023



FR1 n48 / 20MHz / Middle Channel / PSD

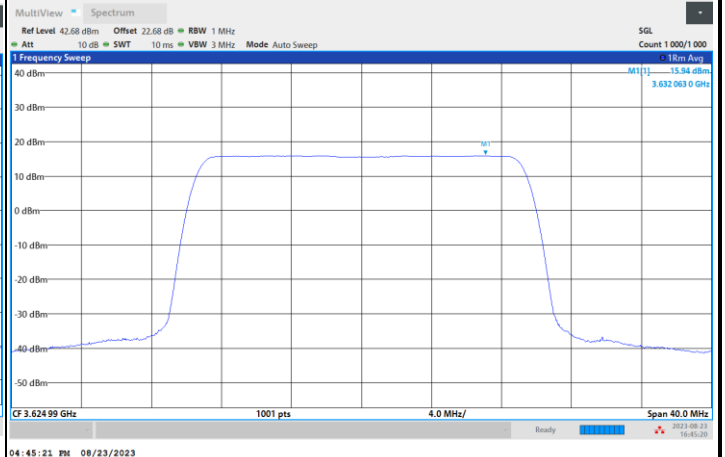
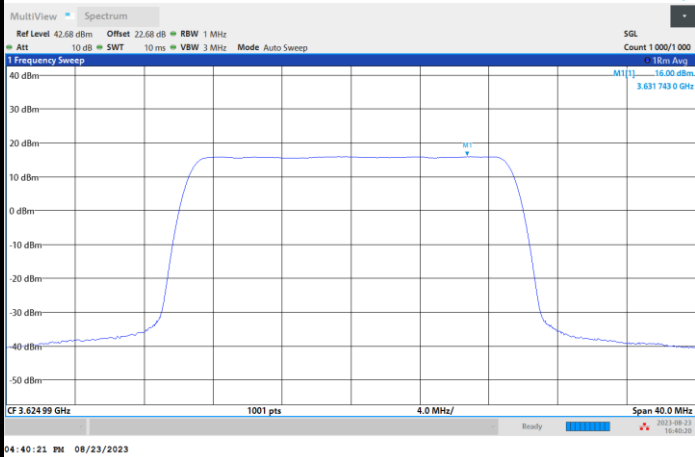
QPSK

16QAM



64QAM

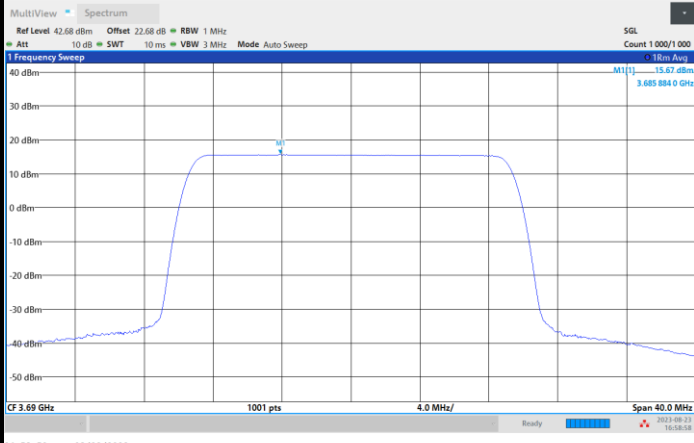
256QAM



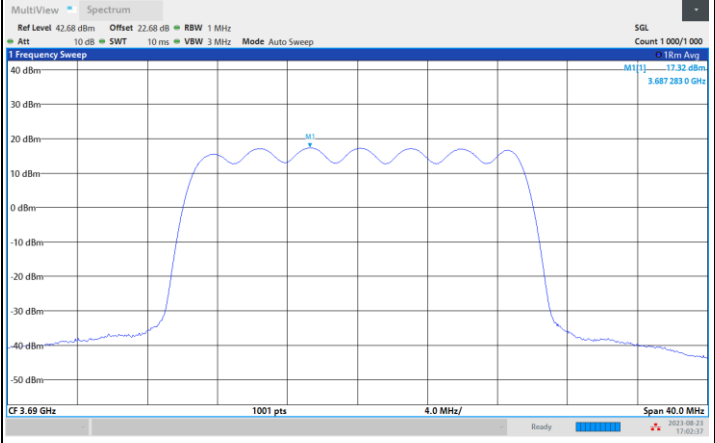


FR1 n48 / 20MHz / Highest Channel / PSD

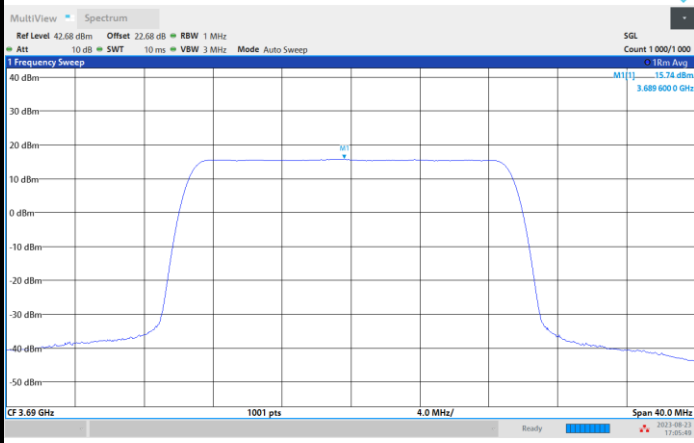
QPSK



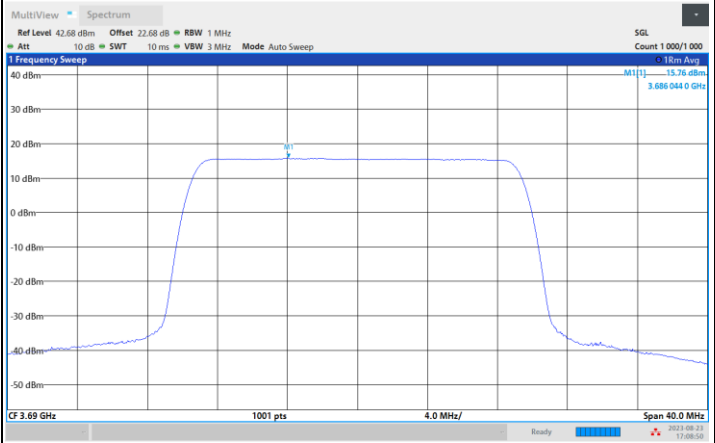
16QAM



64QAM



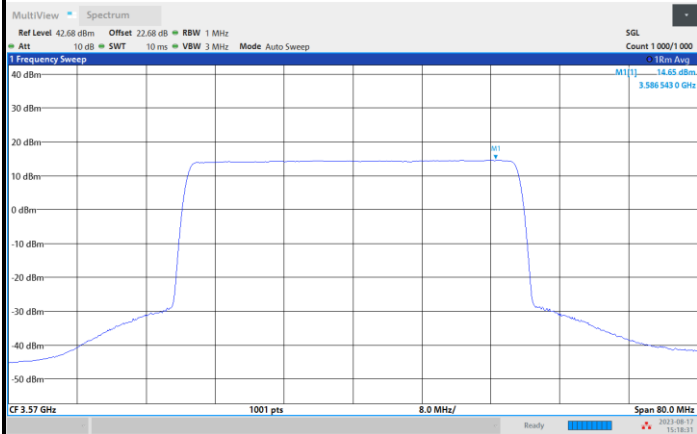
256QAM





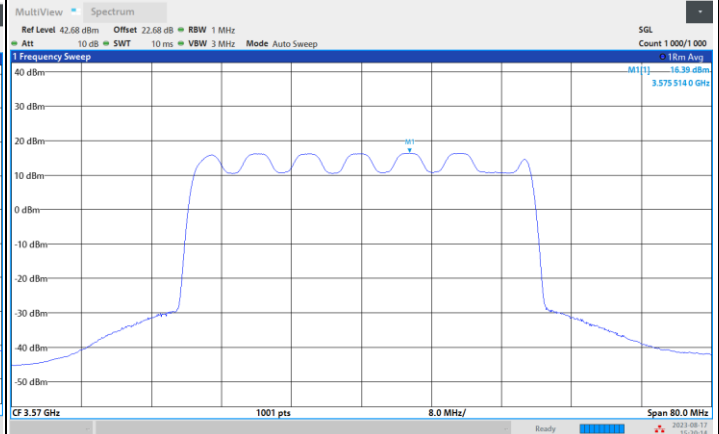
FR1 n48 / 40MHz / Lowest Channel / PSD

QPSK



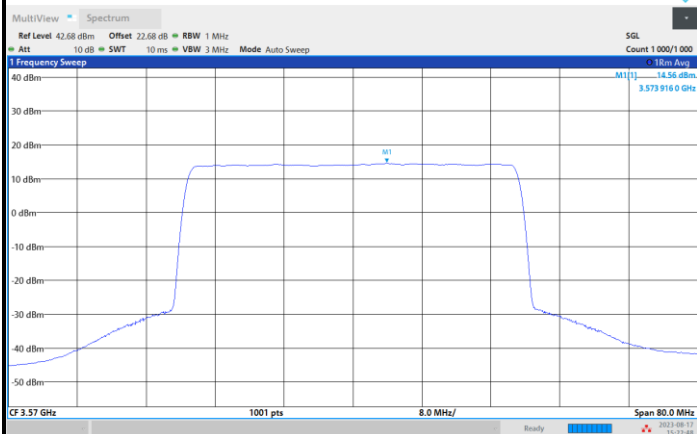
03:19:31 PM 08/17/2023

16QAM



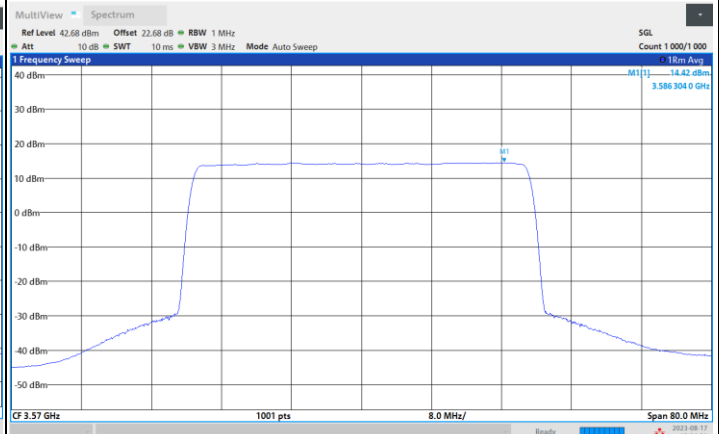
03:20:14 PM 08/17/2023

64QAM



03:22:48 PM 08/17/2023

256QAM

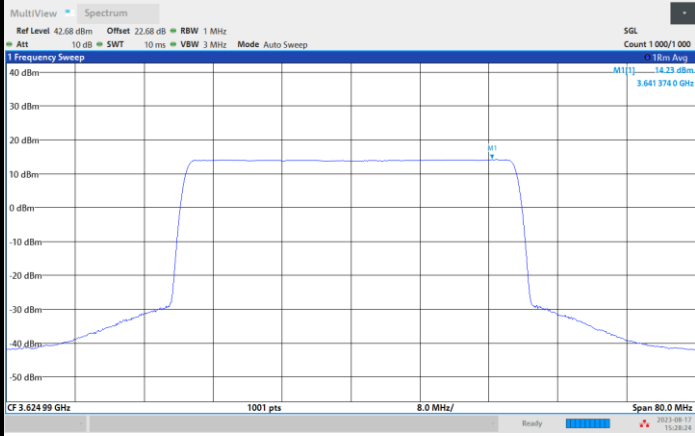


03:24:21 PM 08/17/2023

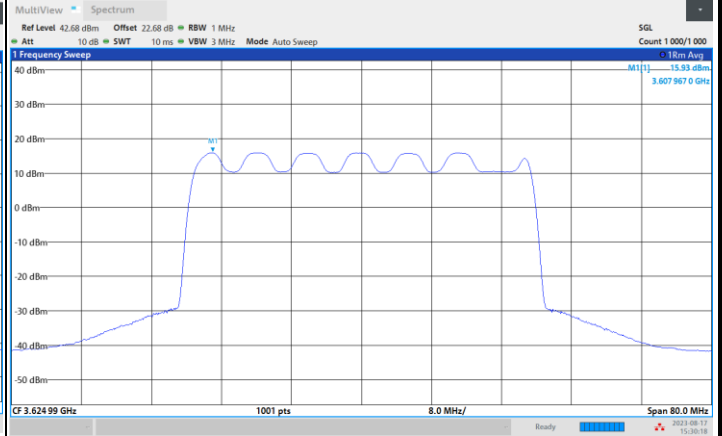


FR1 n48 / 40MHz / Middle Channel / PSD

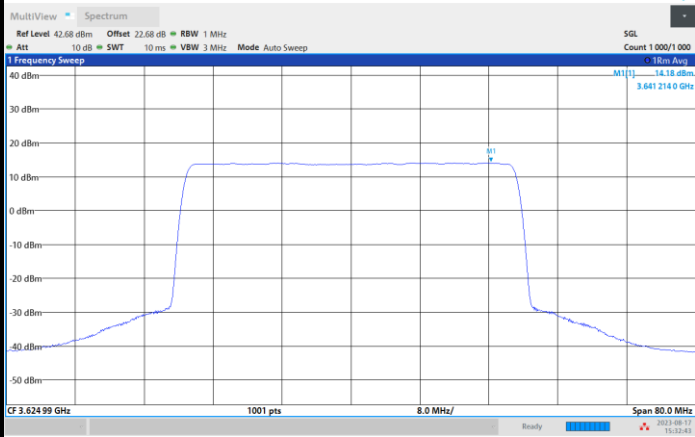
QPSK



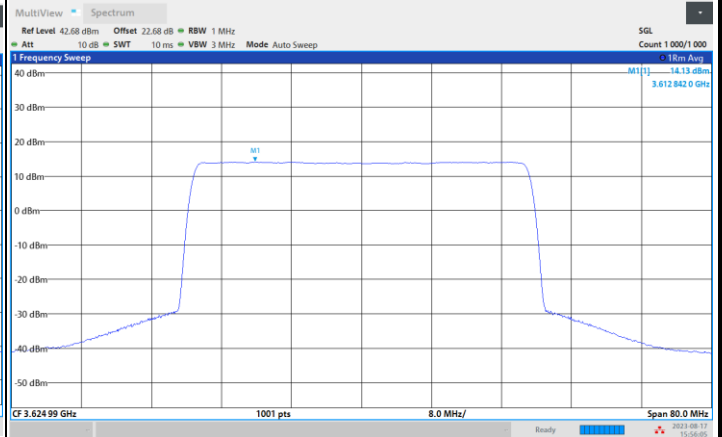
16QAM



64QAM



256QAM

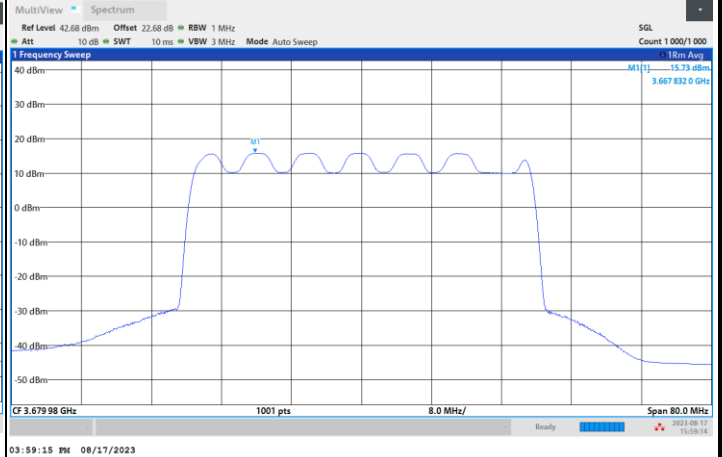
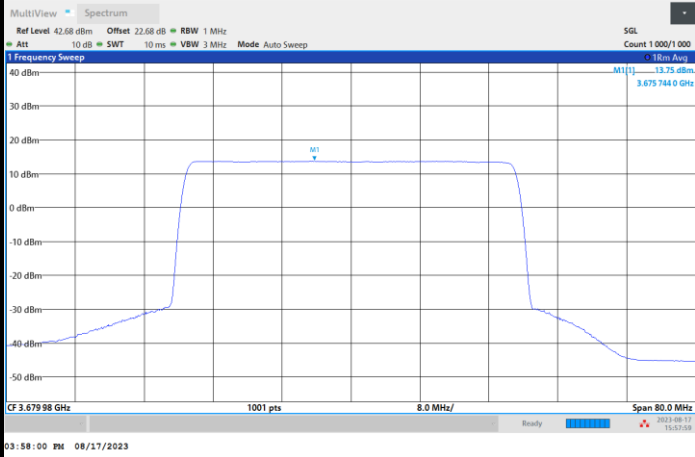




FR1 n48 / 40MHz / Highest Channel / PSD

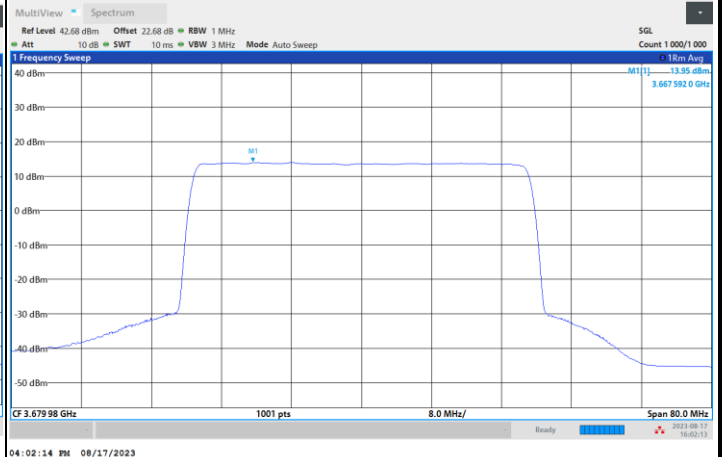
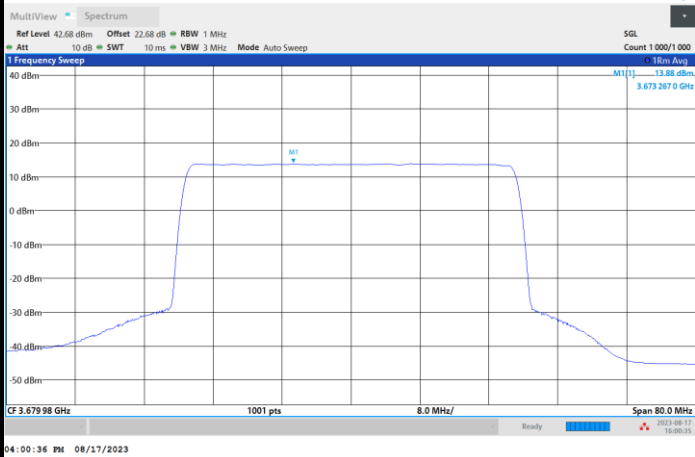
QPSK

16QAM



64QAM

256QAM



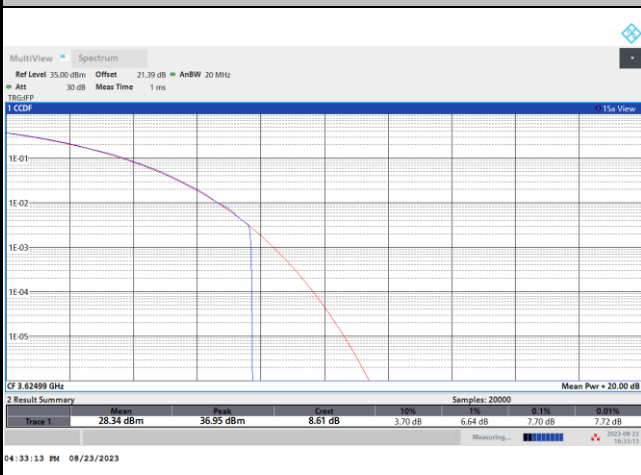


Peak-to-Average Ratio

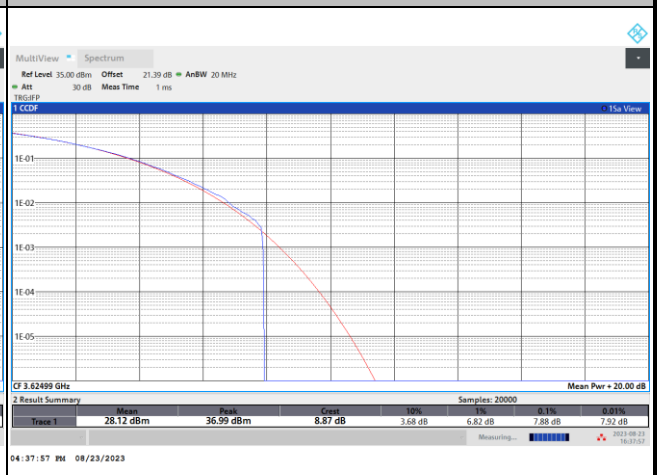
Mode	FR1 n48 / 20MHz / PAR (dB)				Limit: 13dB
Mod.	QPSK	16QAM	64QAM	256QAM	Result
Middle CH	7.70	7.88	7.32	7.52	PASS

FR1 n48 / 20MHz / Middle Channel / PAR

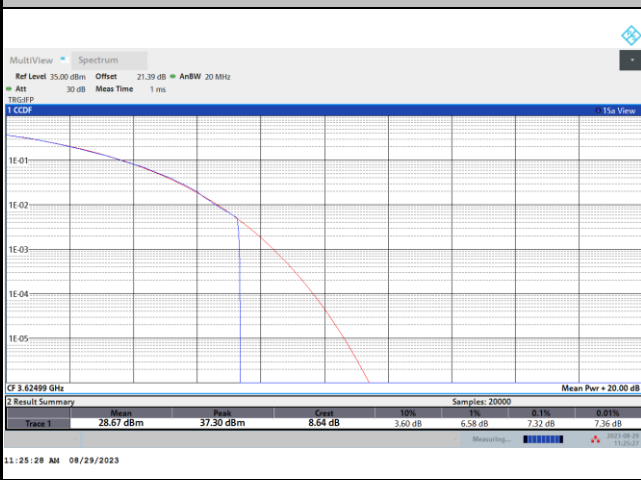
QPSK



16QAM



64QAM



256QAM

