

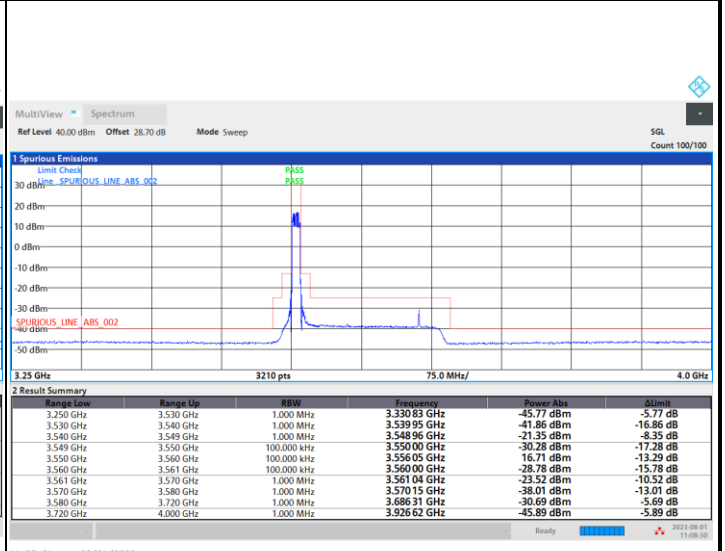
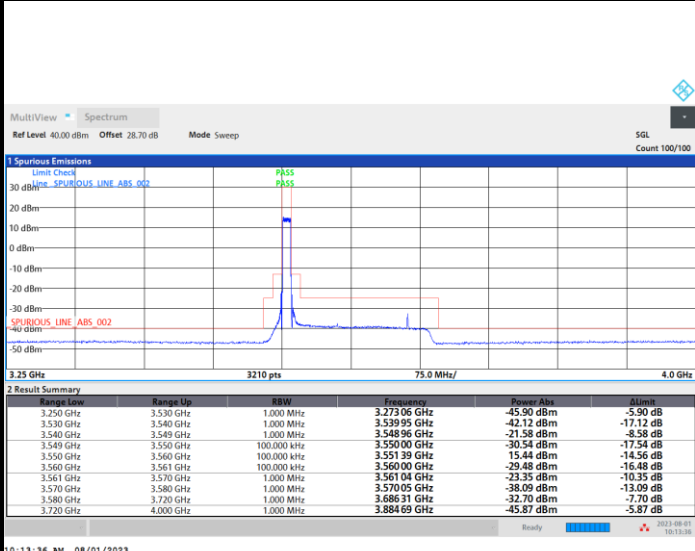


Unwanted Emission (MASK)

FR1 n48 / 10MHz / Lowest Channel / MASK

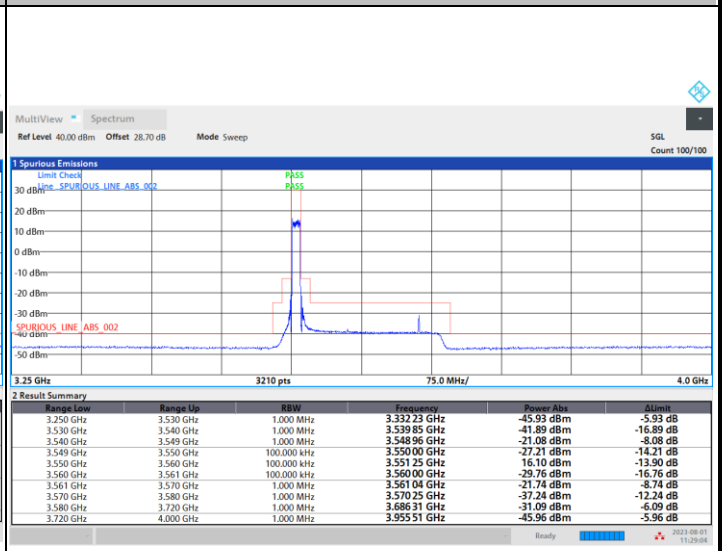
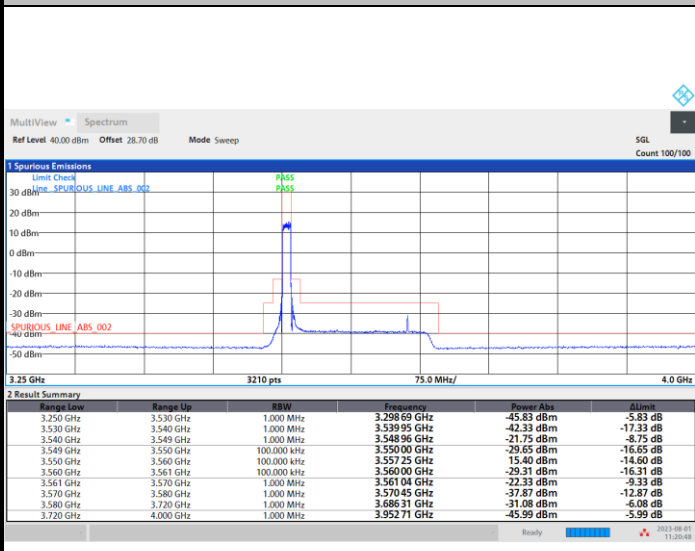
QPSK

16QAM



64QAM

256QAM

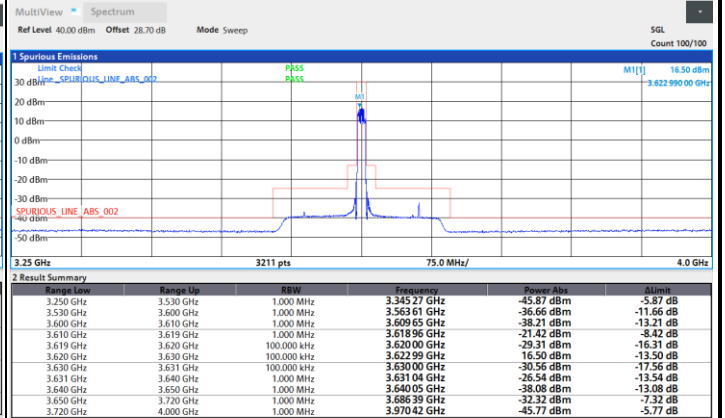
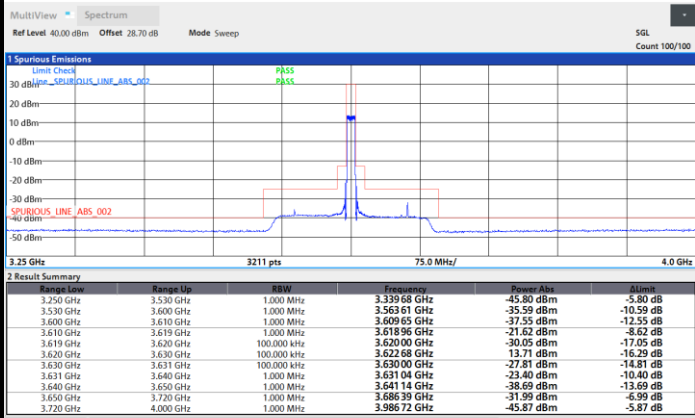




FR1 n48 / 10MHz / Middle Channel / MASK

QPSK

16QAM

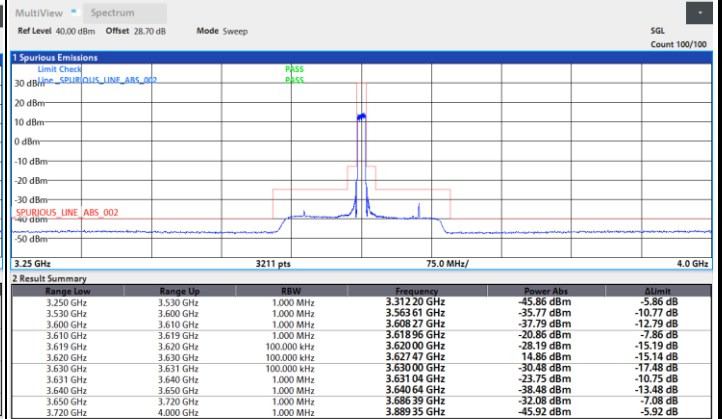
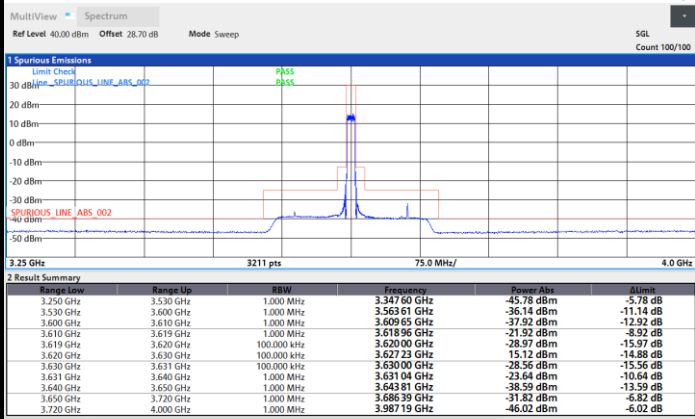


03:00:58 PM 08/09/2023

03:09:46 PM 08/09/2023

64QAM

256QAM



03:20:24 PM 08/09/2023

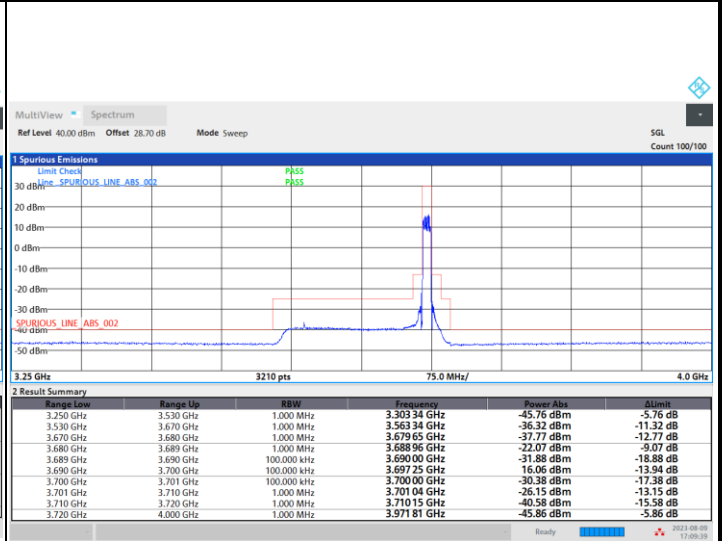
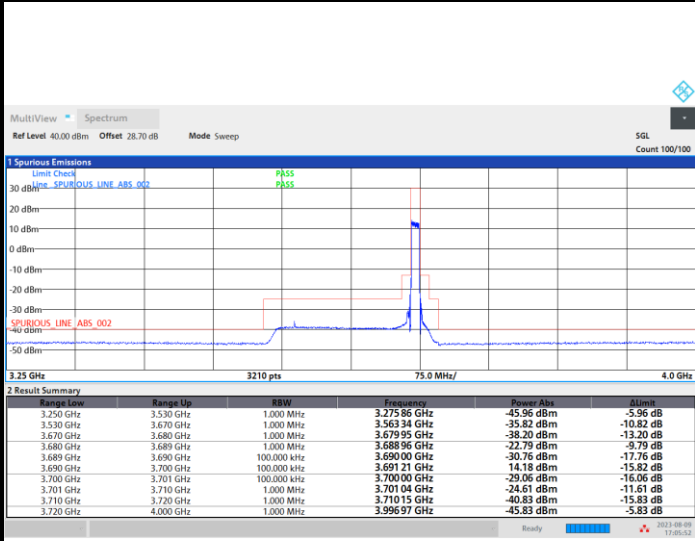
03:26:37 PM 08/09/2023



FR1 n48 / 10MHz / Highest Channel / MASK

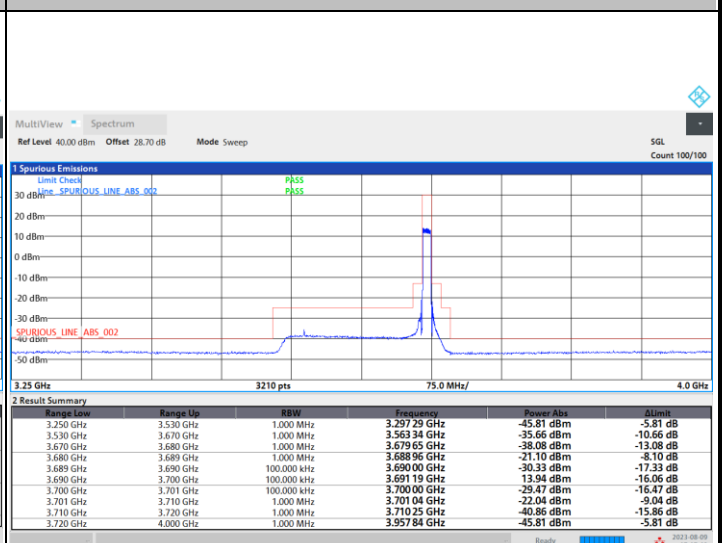
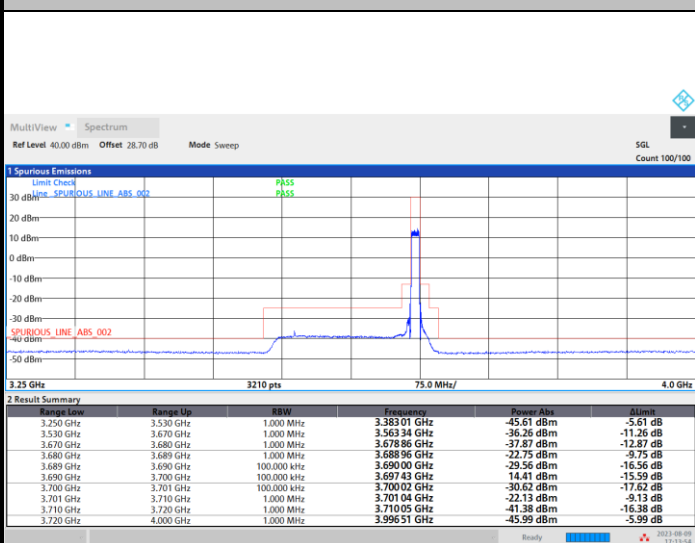
QPSK

16QAM



64QAM

256QAM

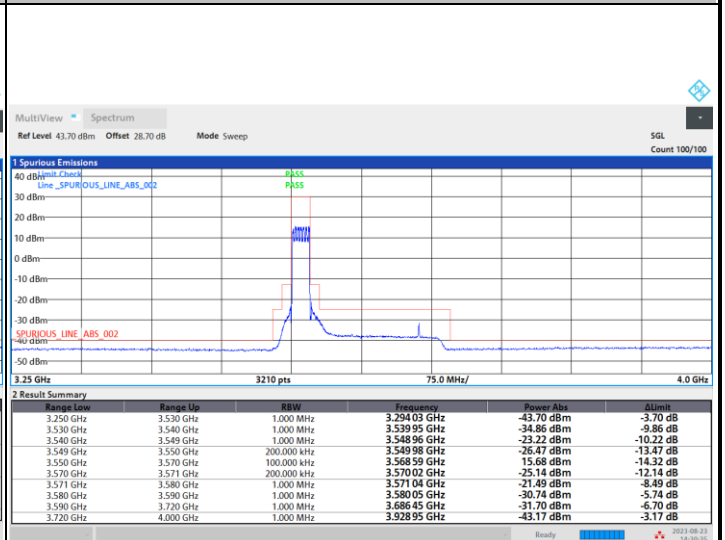
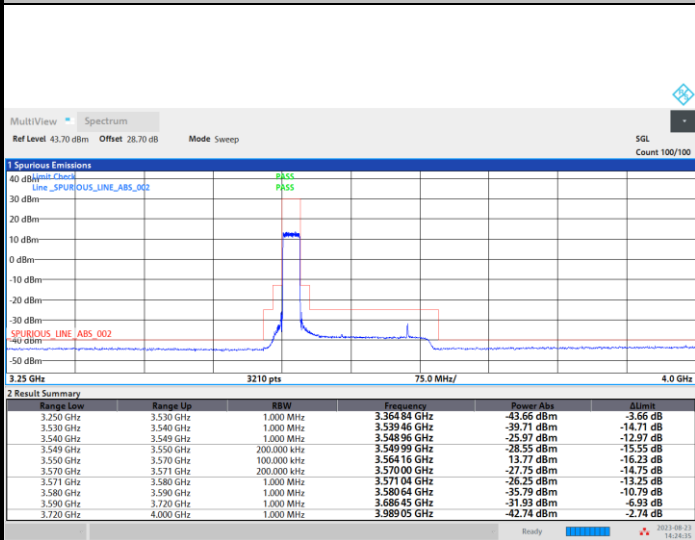




FR1 n48 / 20MHz / Lowest Channel / MASK

QPSK

16QAM

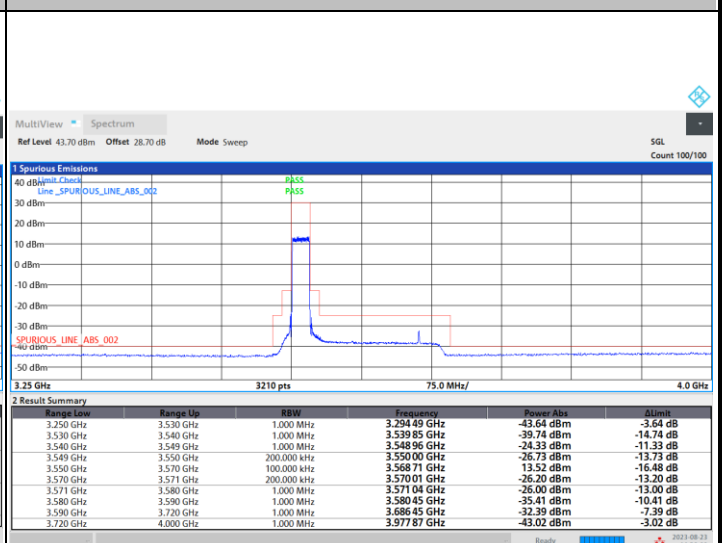
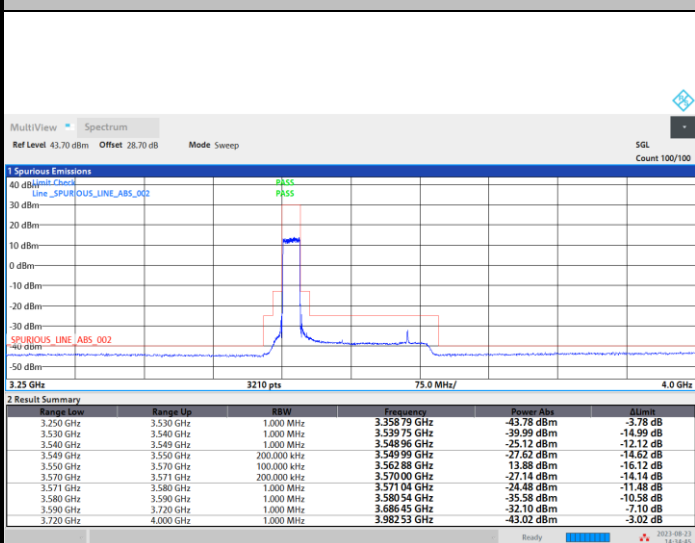


02:24:36 PM 08/23/2023

02:30:36 PM 08/23/2023

64QAM

256QAM



02:34:45 PM 08/23/2023

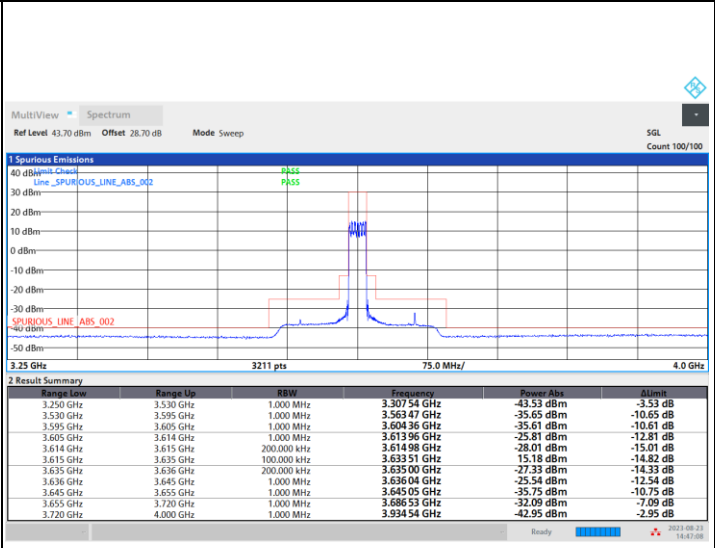
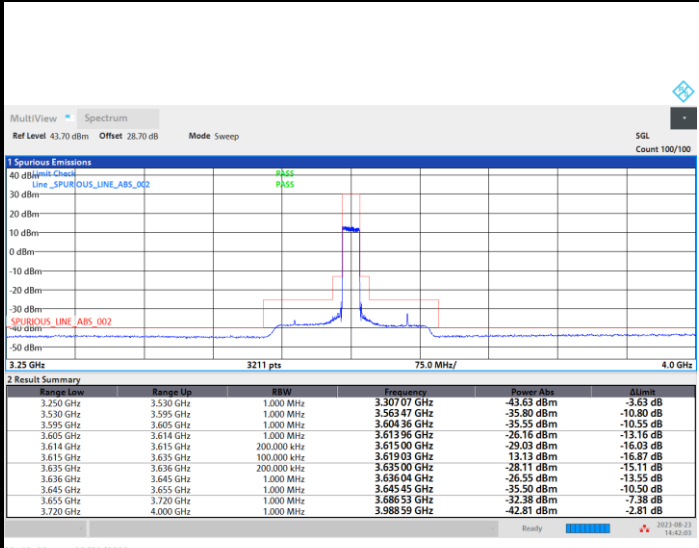
02:38:09 PM 08/23/2023



FR1 n48 / 20MHz / Middle Channel / MASK

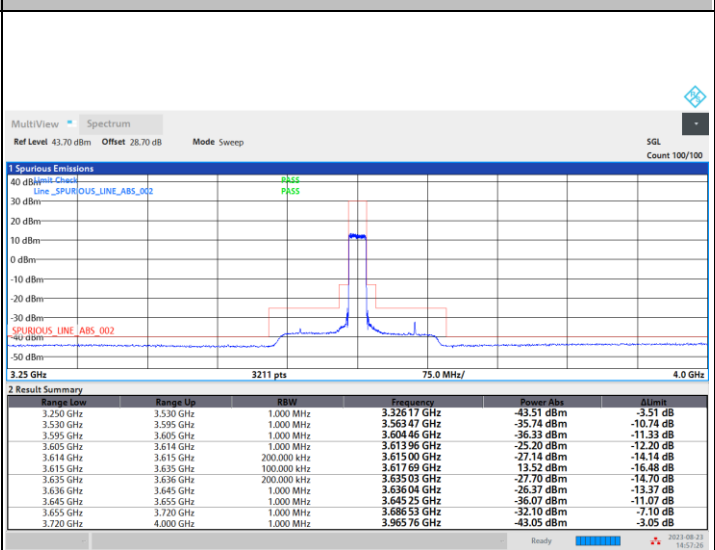
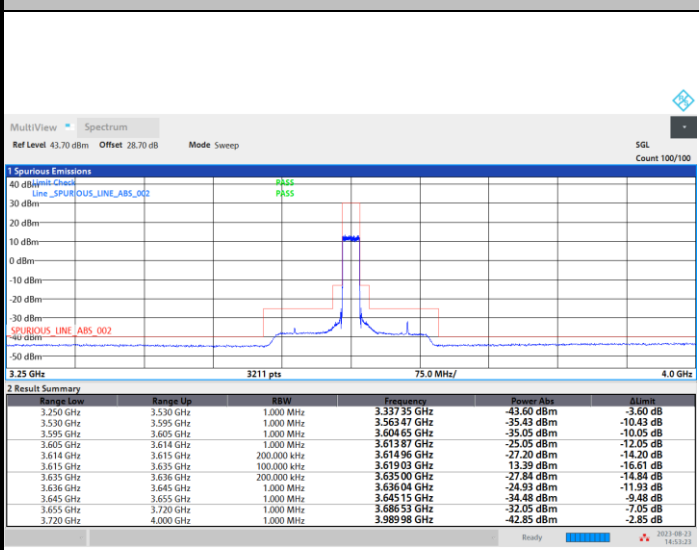
QPSK

16QAM



64QAM

256QAM

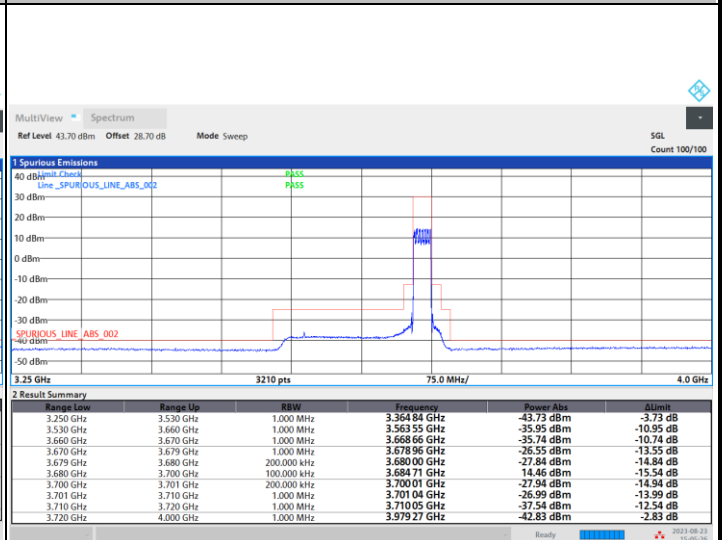
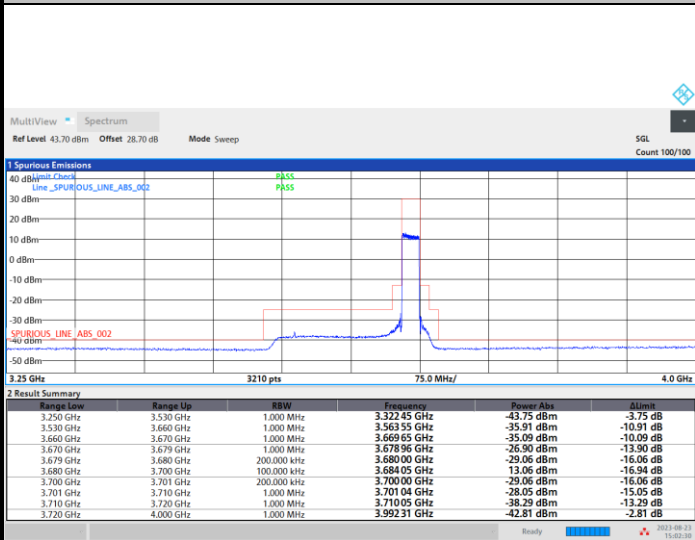




FR1 n48 / 20MHz / Highest Channel / MASK

QPSK

16QAM

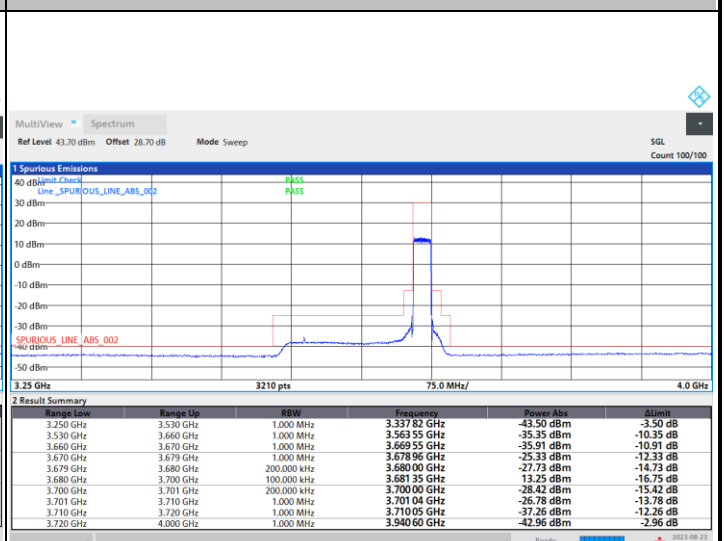
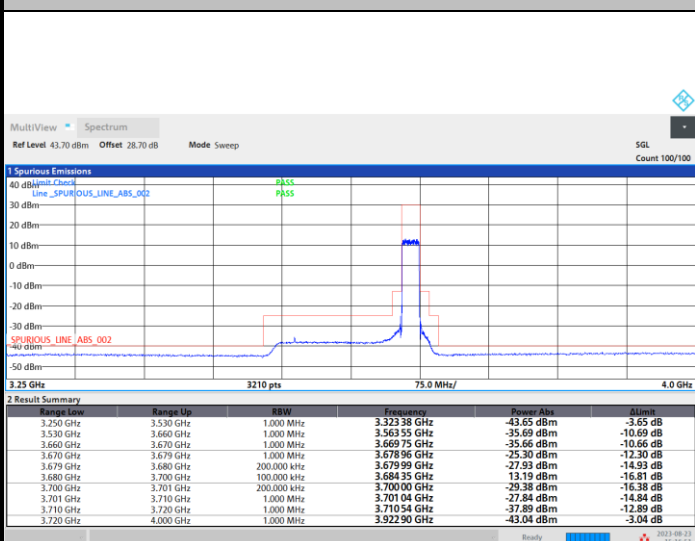


03:02:31 PM 08/23/2023

03:05:27 PM 08/23/2023

64QAM

256QAM



03:16:52 PM 08/23/2023

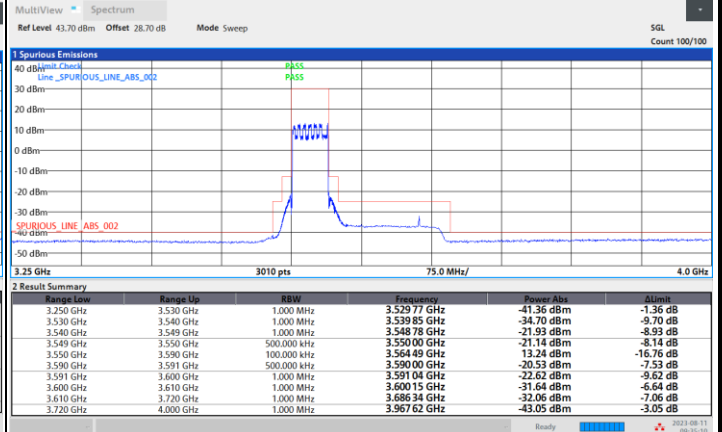
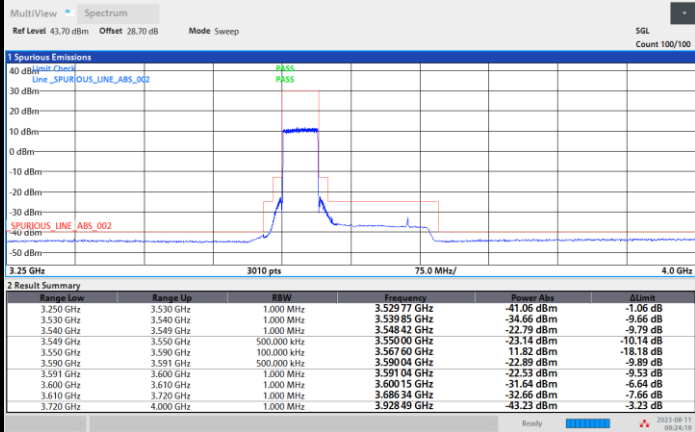
03:22:38 PM 08/23/2023



FR1 n48 / 40MHz / Lowest Channel / MASK

QPSK

16QAM

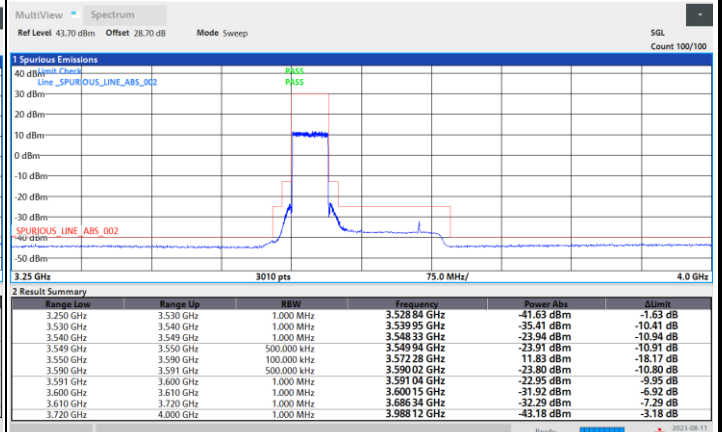
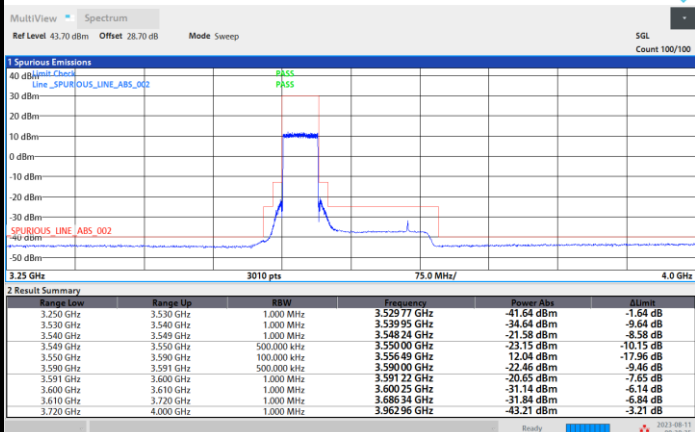


09:24:19 AM 08/11/2023

09:35:11 AM 08/11/2023

64QAM

256QAM



09:39:36 AM 08/11/2023

09:44:51 AM 08/11/2023

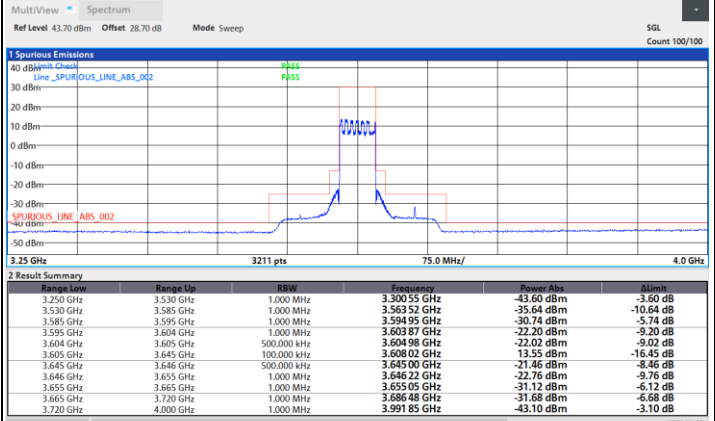
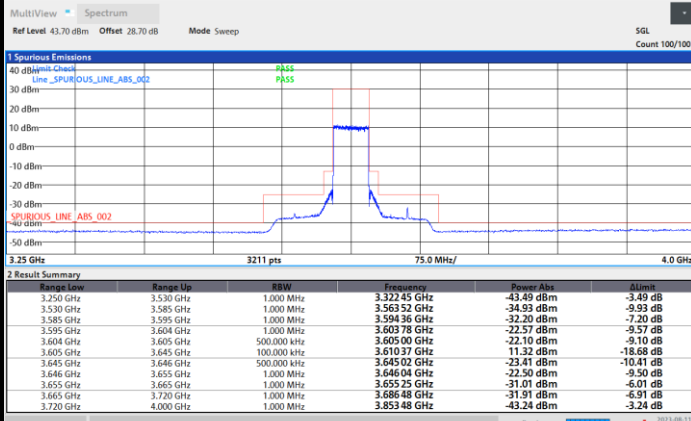




FR1 n48 / 40MHz / Middle Channel / MASK

QPSK

16QAM

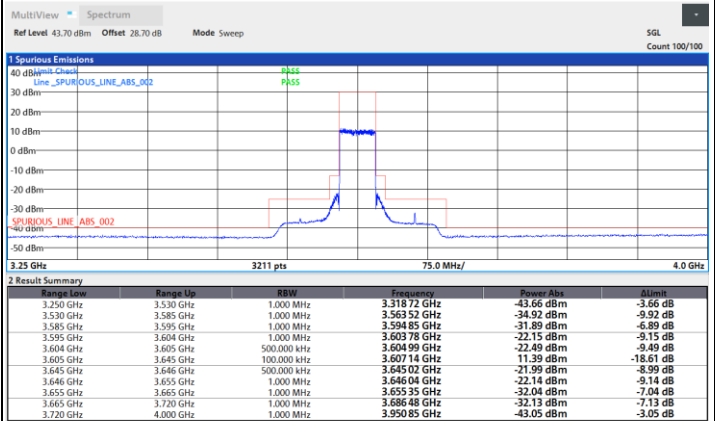
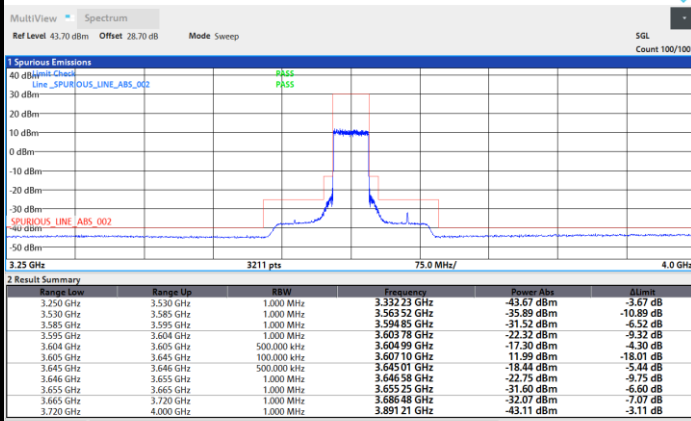


09:49:58 AM 08/11/2023

10:07:34 AM 08/11/2023

64QAM

256QAM



10:14:39 AM 08/11/2023

10:22:38 AM 08/11/2023

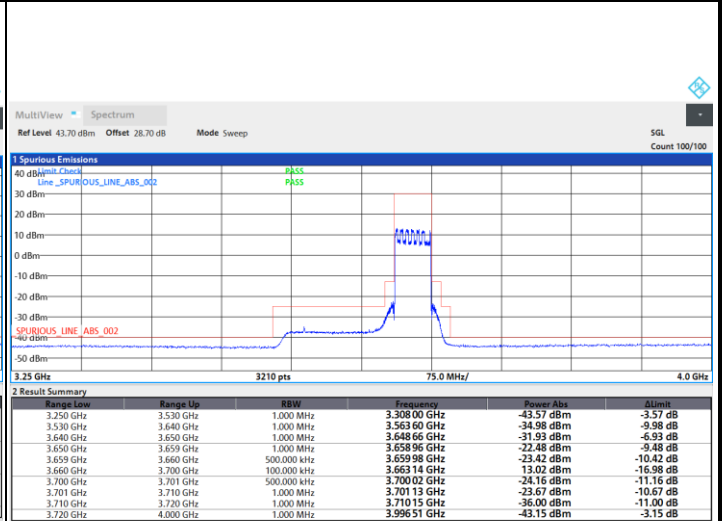
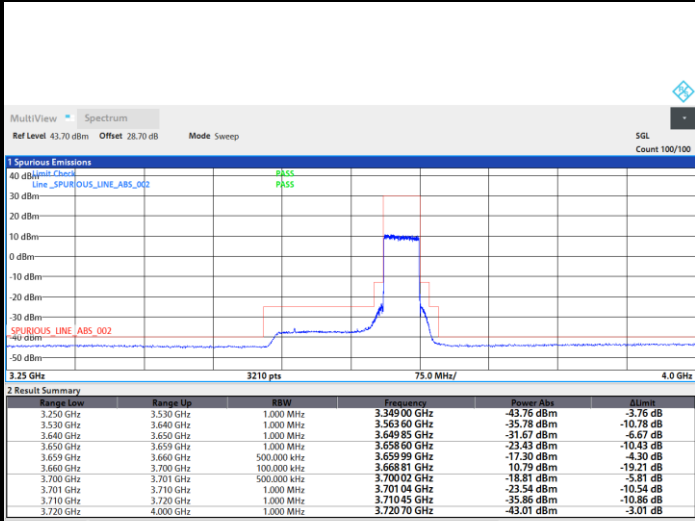




FR1 n48 / 40MHz / Highest Channel / MASK

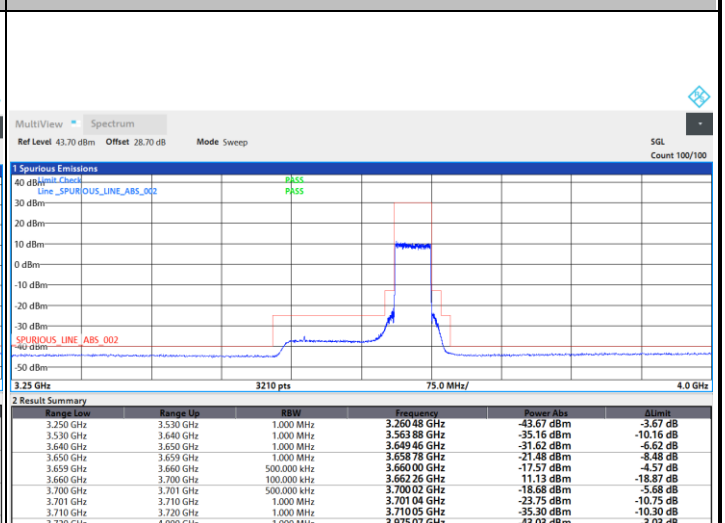
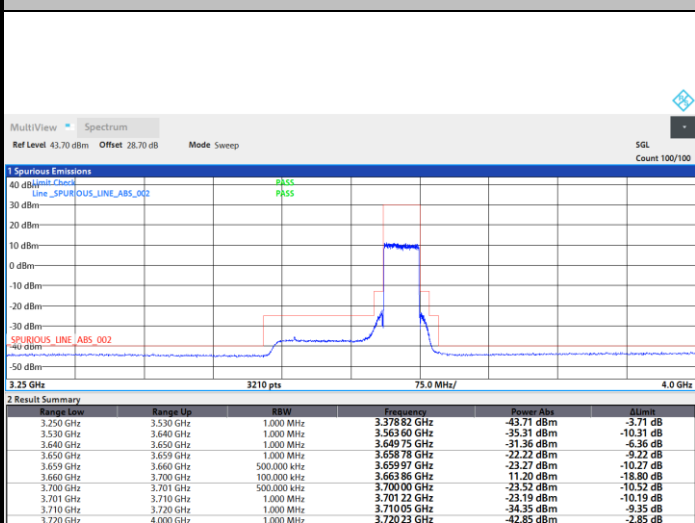
QPSK

16QAM



64QAM

256QAM



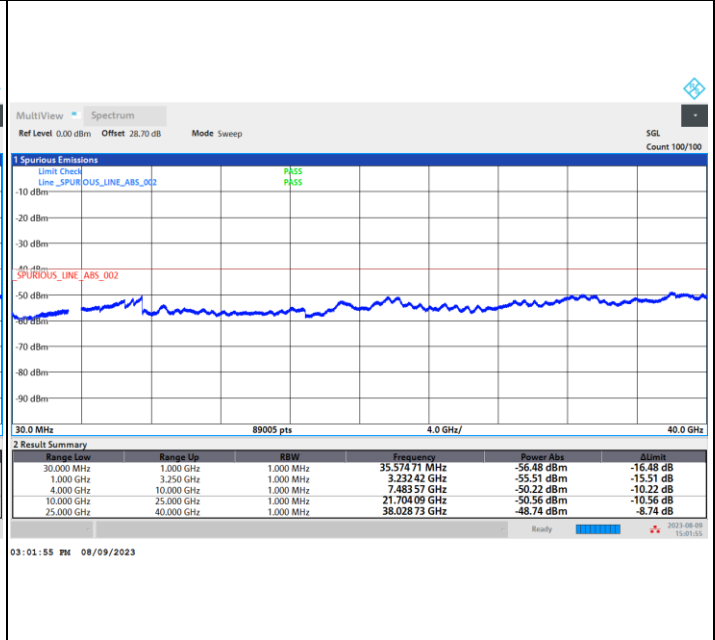
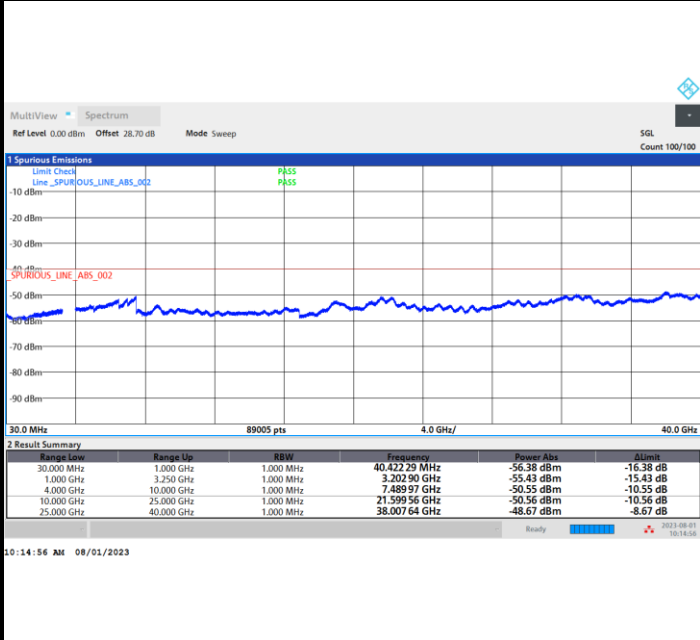


# Conducted Spurious Emission

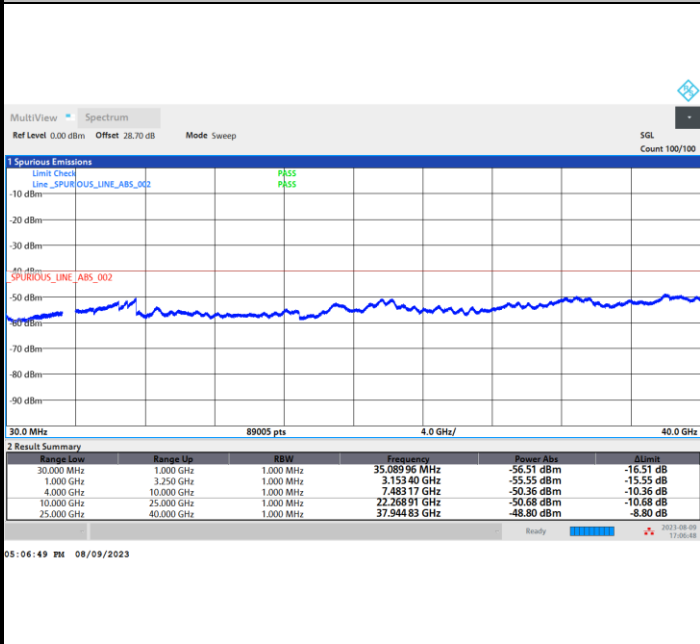
## FR1 n48 / 10MHz / QPSK / CSE

### Lowest Channel

### Middle Channel



### Highest Channel

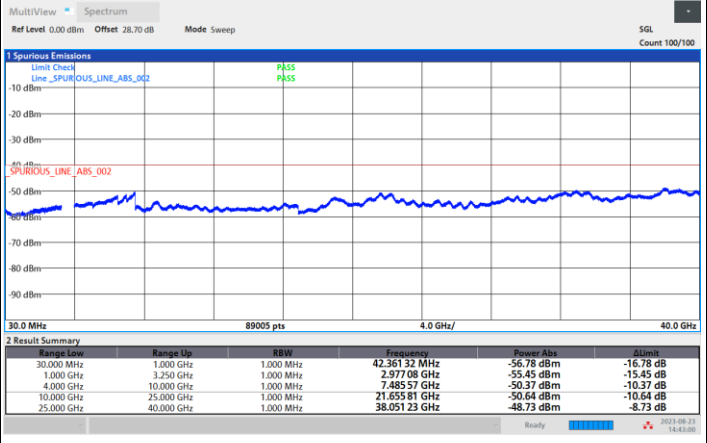
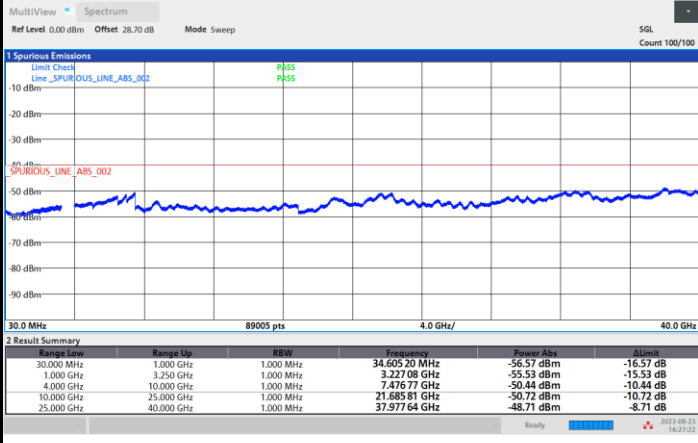




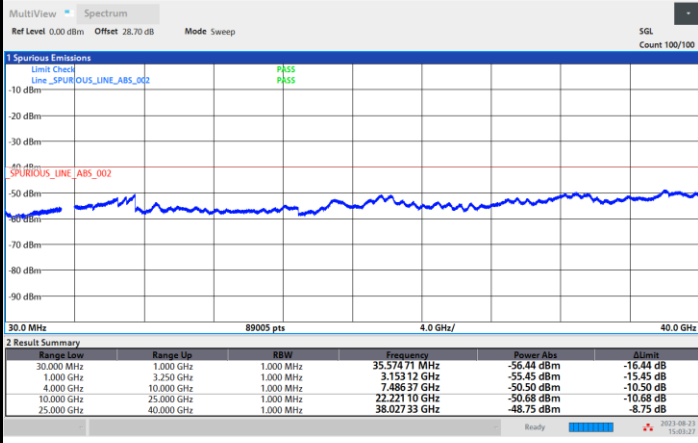
FR1 n48 / 20MHz / QPSK / CSE

Lowest Channel

Middle Channel



Highest Channel

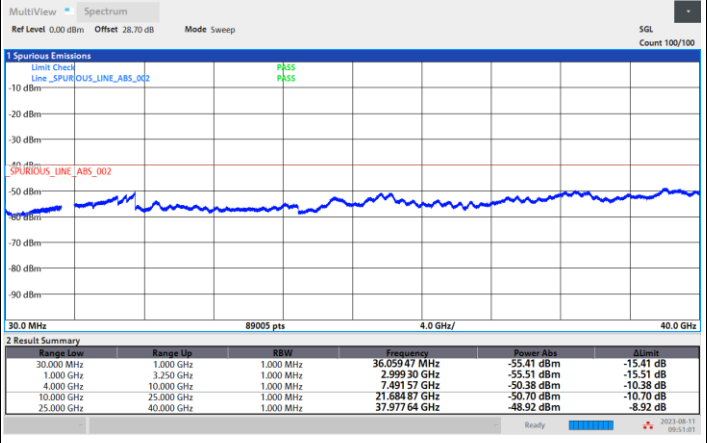
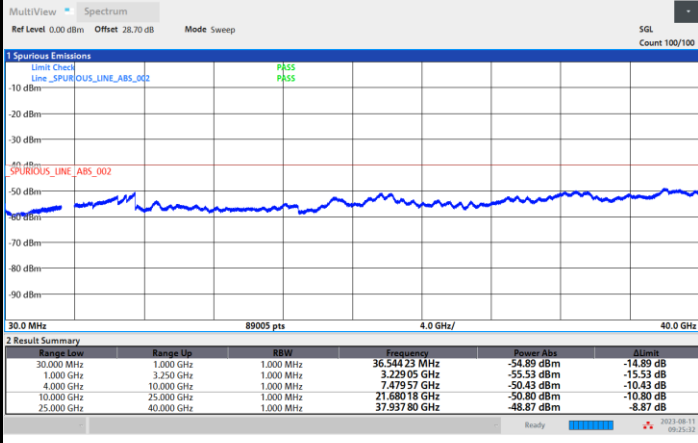




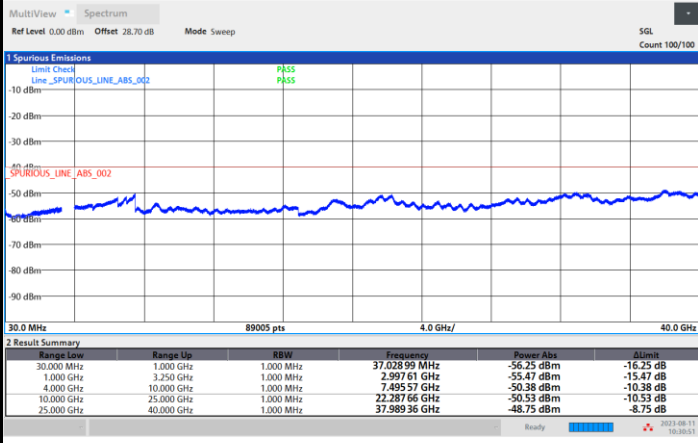
FR1 n48 / 40MHz / QPSK / CSE

Lowest Channel

Middle Channel



Highest Channel





Frequency Stability

Test Conditions		FR1 n48 (QPSK) / Middle Channel	Limit
Temperature (°C)	Voltage (Volt)	BW 20MHz	Note 2.
		Frequency offset (ppm)	Result
50	Normal Voltage	0.3862	PASS
40	Normal Voltage	0.1655	
30	Normal Voltage	0.2207	
20(Ref.)	Normal Voltage	0.0000	
10	Normal Voltage	0.1103	
0	Normal Voltage	0.6621	
-10	Normal Voltage	0.7172	
-20	Normal Voltage	0.8276	
-30	Normal Voltage	0.2759	
20	Maximum Voltage	0.6069	
20	Normal Voltage	1.7104	
20	Minimum Voltage	0.6621	

Note:

1. Normal Voltage = 115 V. ; Minimum Voltage = 100 V. ; Maximum Voltage = 240 V.
2. The frequency fundamental emissions stay within the authorized frequency block.



MIMO < ANT 2 >

**Maximum EIRP (dBm/10MHz)**

Mode	FR1 n48 : Conducted (dBm/10MHz) <SISO> Lowest Channel							
	10MHz		20MHz		40MHz		50MHz	
BW								
Mod.	QPSK	16QAM	QPSK	16QAM	QPSK	16QAM	QPSK	16QAM
Lowest CH	26.72	26.88	26.18	26.09	24.00	24.68	-	-
Mod.	64QAM	256QAM	64QAM	256QAM	64QAM	256QAM	64QAM	256QAM
Lowest CH	26.79	26.84	26.13	26.12	24.34	24.37	-	-
BW	60MHz		80MHz		90MHz		100MHz	
Mod.	QPSK	16QAM	QPSK	16QAM	QPSK	16QAM	QPSK	16QAM
Lowest CH	-	-	-	-	-	-	-	-
Mod.	64QAM	256QAM	64QAM	256QAM	64QAM	256QAM	64QAM	256QAM
Lowest CH	-	-	-	-	-	-	-	-

Mode	FR1 n48 : Maximum EIRP (dBm/10MHz) <MIMO 4TX> Lowest Channel							
	10MHz		20MHz		40MHz		50MHz	
BW								
Mod.	QPSK	16QAM	QPSK	16QAM	QPSK	16QAM	QPSK	16QAM
Lowest CH	44.74	44.90	44.20	44.11	42.02	42.70	-	-
Mod.	64QAM	256QAM	64QAM	256QAM	64QAM	256QAM	64QAM	256QAM
Lowest CH	44.81	44.86	44.15	44.14	42.36	42.39	-	-
BW	60MHz		80MHz		90MHz		100MHz	
Mod.	QPSK	16QAM	QPSK	16QAM	QPSK	16QAM	QPSK	16QAM
Lowest CH	-	-	-	-	-	-	-	-
Mod.	64QAM	256QAM	64QAM	256QAM	64QAM	256QAM	64QAM	256QAM
Lowest CH	-	-	-	-	-	-	-	-
Limit	47dBm/10MHz							
Result	PASS							

Note

1. The measured conducted result has included duty cycle offset factor.
2. The Maximum EIRP = conducted result + 6.02dB (4TX) + 12dBi MIMO antenna gain.



Mode	FR1 n48 : Conducted (dBm/10MHz) <SISO> Middle Channel							
	10MHz		20MHz		40MHz		50MHz	
BW								
Mod.	QPSK	16QAM	QPSK	16QAM	QPSK	16QAM	QPSK	16QAM
Middle CH	26.67	26.77	25.89	25.89	23.92	23.86	-	-
Mod.	64QAM	256QAM	64QAM	256QAM	64QAM	256QAM	64QAM	256QAM
Middle CH	26.65	26.22	25.98	25.93	24.07	24.18	-	-
BW	60MHz		80MHz		90MHz		100MHz	
Mod.	QPSK	16QAM	QPSK	16QAM	QPSK	16QAM	QPSK	16QAM
Middle CH	-	-	-	-	-	-	-	-
Mod.	64QAM	256QAM	64QAM	256QAM	64QAM	256QAM	64QAM	256QAM
Middle CH	-	-	-	-	-	-	-	-

Mode	FR1 n48 : Maximum EIRP (dBm/10MHz) <MIMO 4TX> Middle Channel							
	10MHz		20MHz		40MHz		50MHz	
BW								
Mod.	QPSK	16QAM	QPSK	16QAM	QPSK	16QAM	QPSK	16QAM
Middle CH	44.69	44.79	43.91	43.91	41.94	41.88	-	-
Mod.	64QAM	256QAM	64QAM	256QAM	64QAM	256QAM	64QAM	256QAM
Middle CH	44.67	44.24	44.00	43.95	42.09	42.20	-	-
BW	60MHz		80MHz		90MHz		100MHz	
Mod.	QPSK	16QAM	QPSK	16QAM	QPSK	16QAM	QPSK	16QAM
Middle CH	-	-	-	-	-	-	-	-
Mod.	64QAM	256QAM	64QAM	256QAM	64QAM	256QAM	64QAM	256QAM
Middle CH	-	-	-	-	-	-	-	-
Limit	47dBm/10MHz							
Result	PASS							

**Note**

1. The measured conducted result has included duty cycle offset factor.
2. The Maximum EIRP = conducted result + 6.02dB (4TX) + 12dBi MIMO antenna gain.





Mode	FR1 n48 : Conducted (dBm/10MHz) <SISO> Highest Channel							
	10MHz		20MHz		40MHz		50MHz	
BW								
Mod.	QPSK	16QAM	QPSK	16QAM	QPSK	16QAM	QPSK	16QAM
Highest CH	26.05	26.21	25.42	25.50	23.69	23.59	-	-
Mod.	64QAM	256QAM	64QAM	256QAM	64QAM	256QAM	64QAM	256QAM
Highest CH	26.07	25.94	25.44	25.53	23.77	23.69	-	-
BW	60MHz		80MHz		90MHz		100MHz	
Mod.	QPSK	16QAM	QPSK	16QAM	QPSK	16QAM	QPSK	16QAM
Highest CH	-	-	-	-	-	-	-	-
Mod.	64QAM	256QAM	64QAM	256QAM	64QAM	256QAM	64QAM	256QAM
Highest CH	-	-	-	-	-	-	-	-

Mode	FR1 n48 : Maximum EIRP (dBm/10MHz) <MIMO 4TX> Highest Channel							
	10MHz		20MHz		40MHz		50MHz	
BW								
Mod.	QPSK	16QAM	QPSK	16QAM	QPSK	16QAM	QPSK	16QAM
Highest CH	44.07	44.23	43.44	43.52	41.71	41.61	-	-
Mod.	64QAM	256QAM	64QAM	256QAM	64QAM	256QAM	64QAM	256QAM
Highest CH	44.09	43.96	43.46	43.55	41.79	41.71	-	-
BW	60MHz		80MHz		90MHz		100MHz	
Mod.	QPSK	16QAM	QPSK	16QAM	QPSK	16QAM	QPSK	16QAM
Highest CH	-	-	-	-	-	-	-	-
Mod.	64QAM	256QAM	64QAM	256QAM	64QAM	256QAM	64QAM	256QAM
Highest CH	-	-	-	-	-	-	-	-
Limit	47dBm/10MHz							
Result	PASS							

**Note**

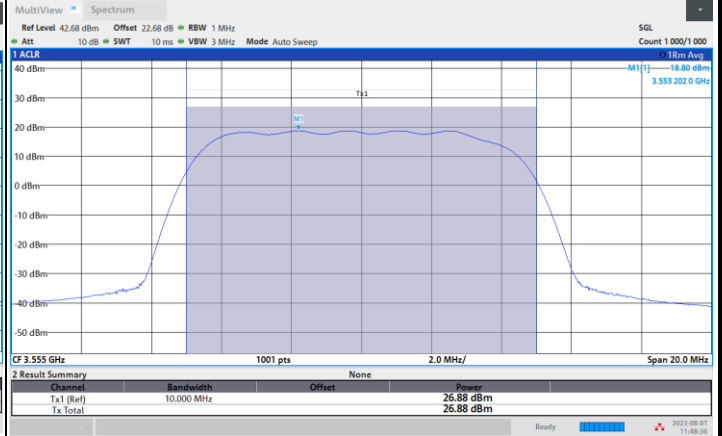
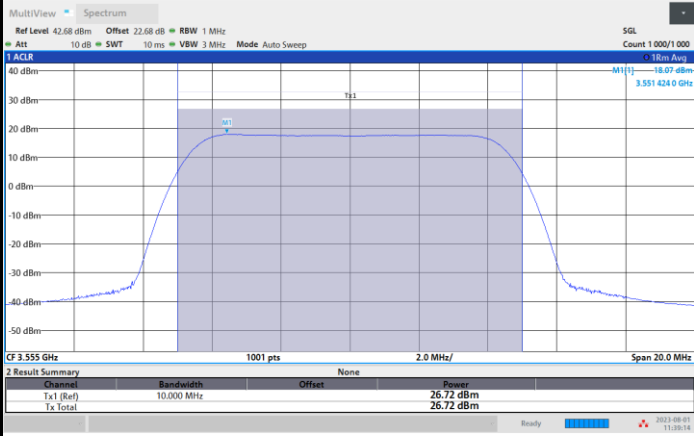
1. The measured conducted result has included duty cycle offset factor.
2. The Maximum EIRP = conducted result + 6.02dB (4TX) + 12dBi MIMO antenna gain.



FR1 n48 / 10MHz / Lowest Channel / Conducted (dBm/10MHz)

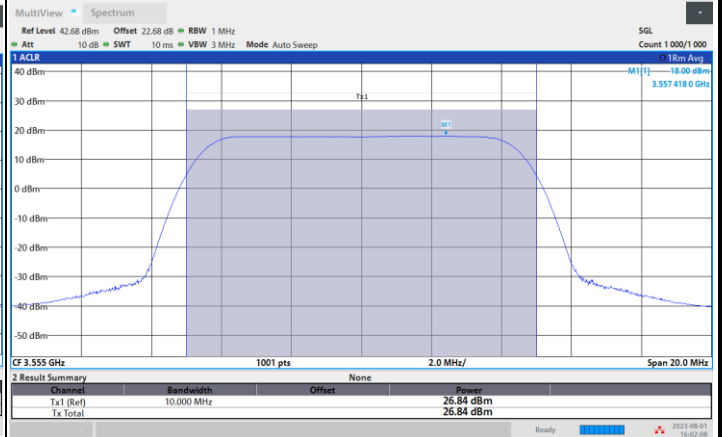
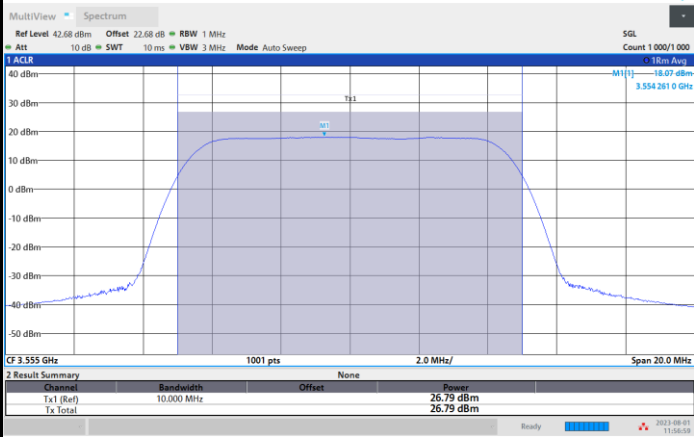
QPSK

16QAM



64QAM

256QAM

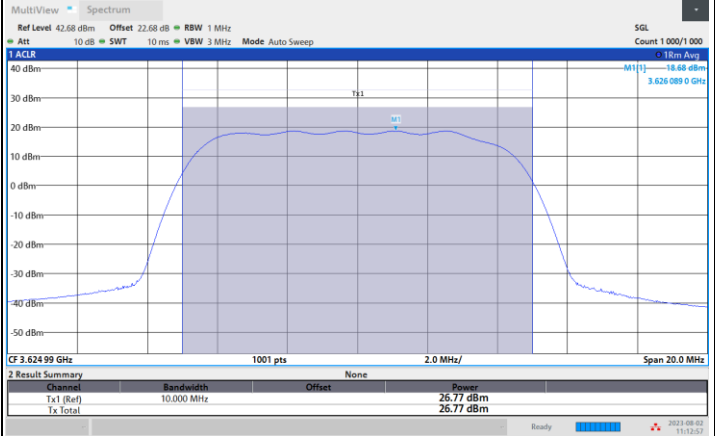
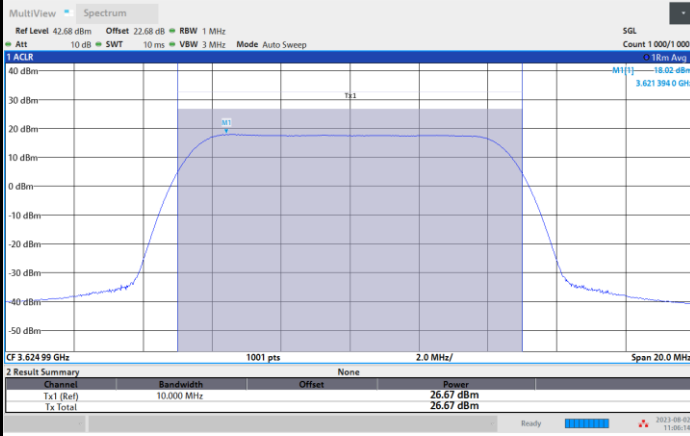




FR1 n48 / 10MHz / Middle Channel / Conducted (dBm/10MHz)

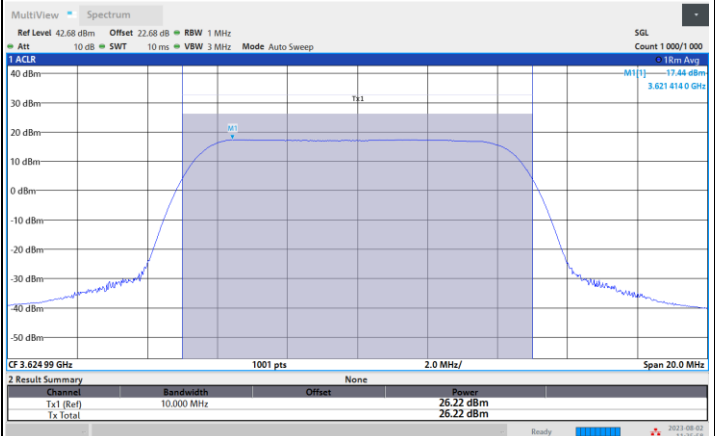
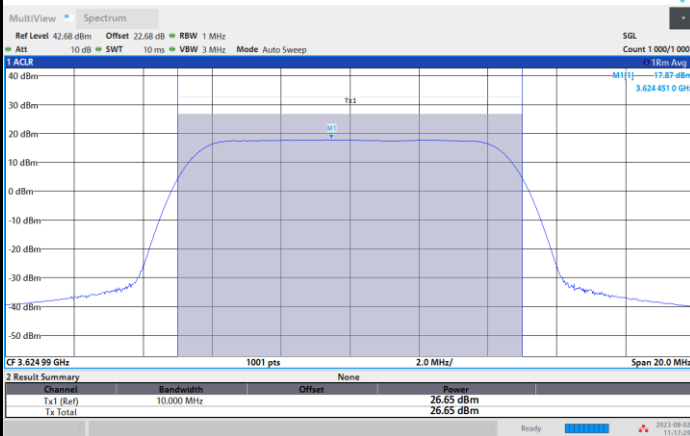
QPSK

16QAM



64QAM

256QAM

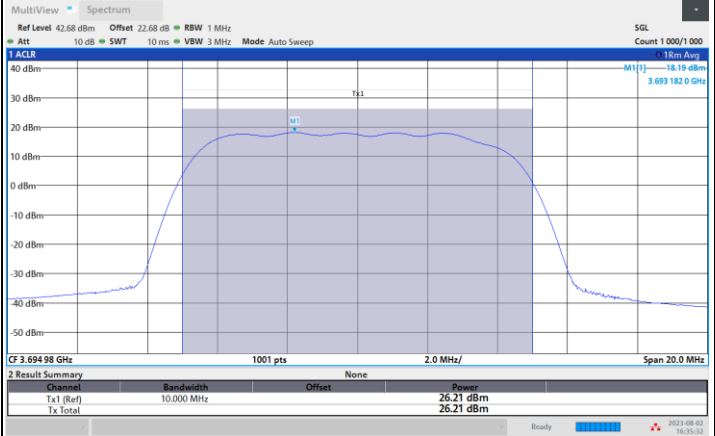
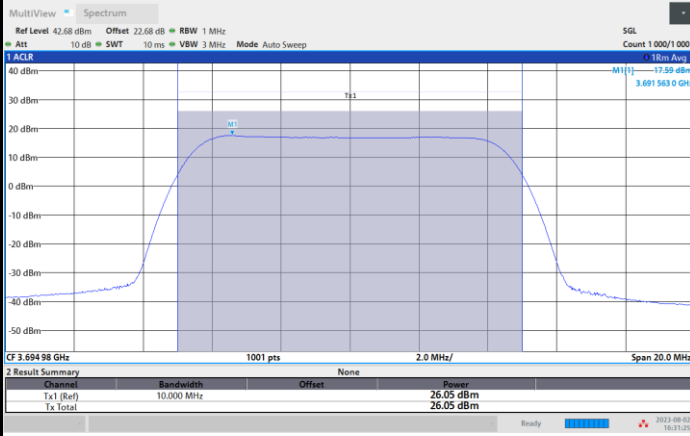




FR1 n48 / 10MHz / Highest Channel / Conducted (dBm/10MHz)

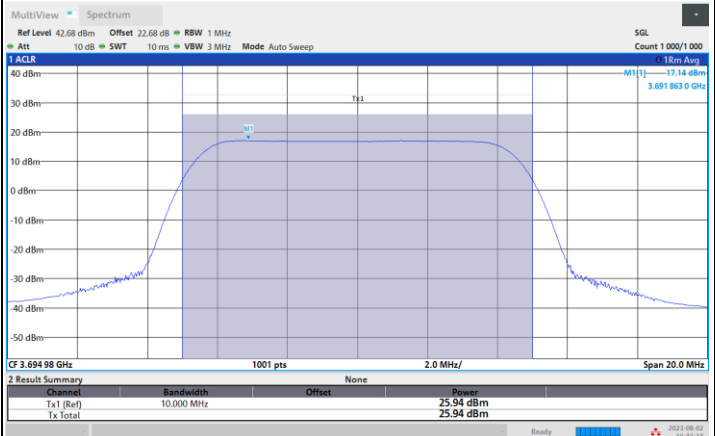
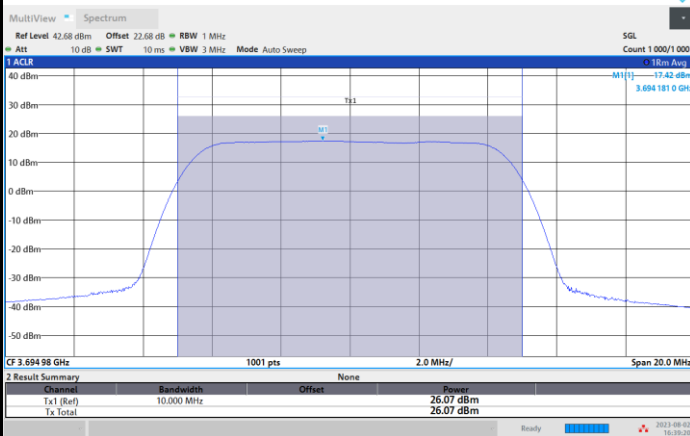
QPSK

16QAM



64QAM

256QAM

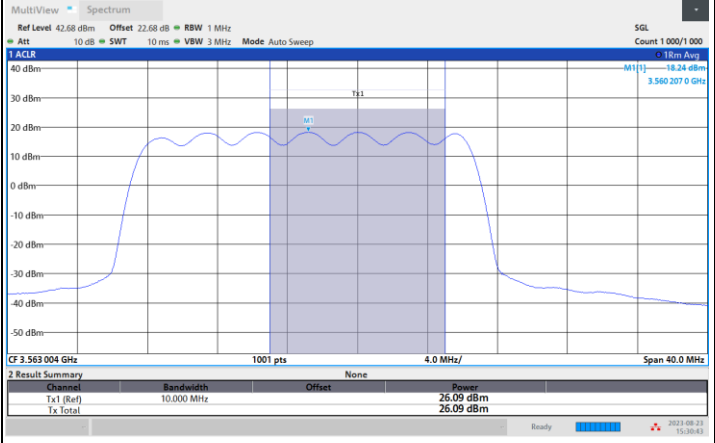
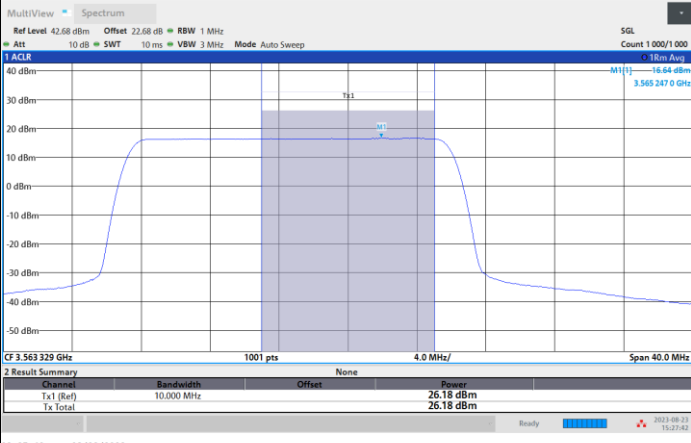




FR1 n48 / 20MHz / Lowest Channel / Conducted (dBm/10MHz)

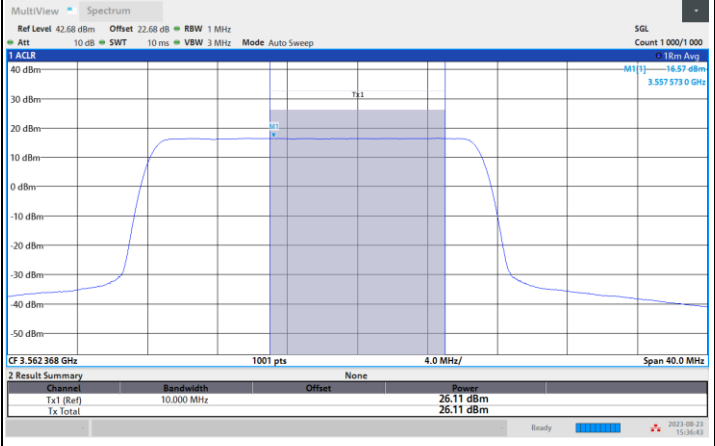
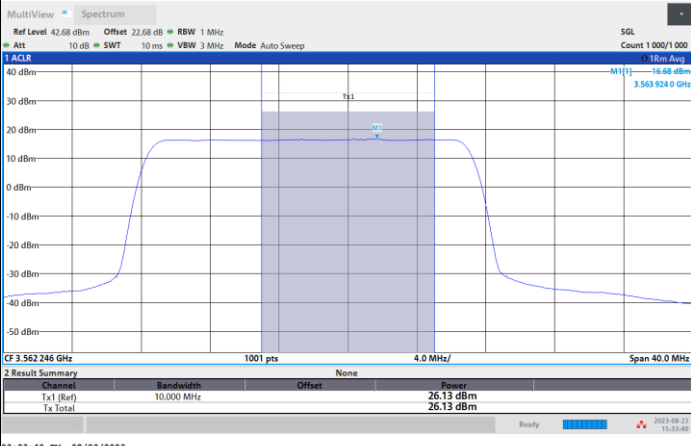
QPSK

16QAM



64QAM

256QAM

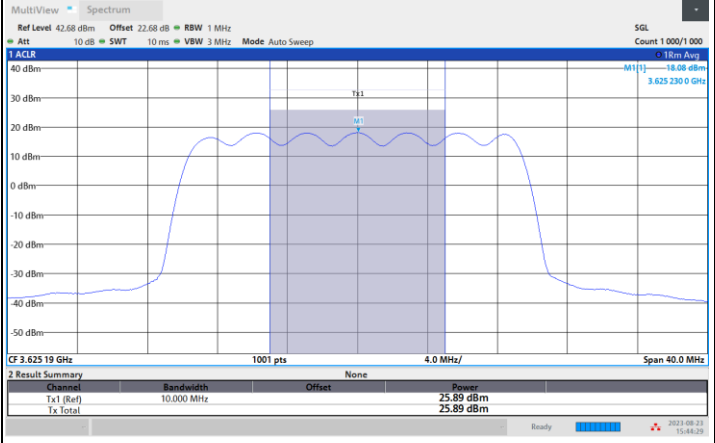
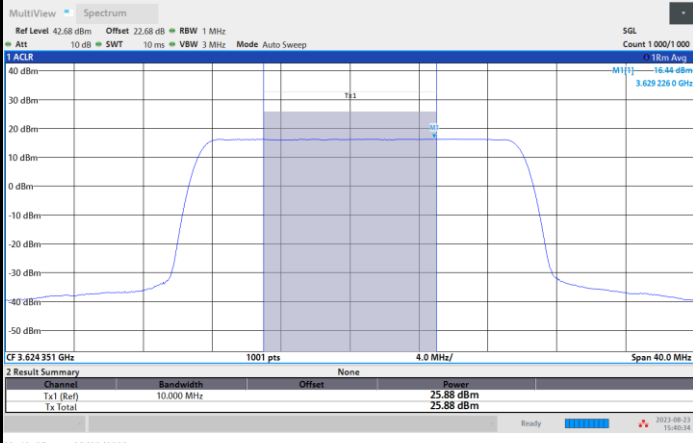




FR1 n48 / 20MHz / Middle Channel / Conducted (dBm/10MHz)

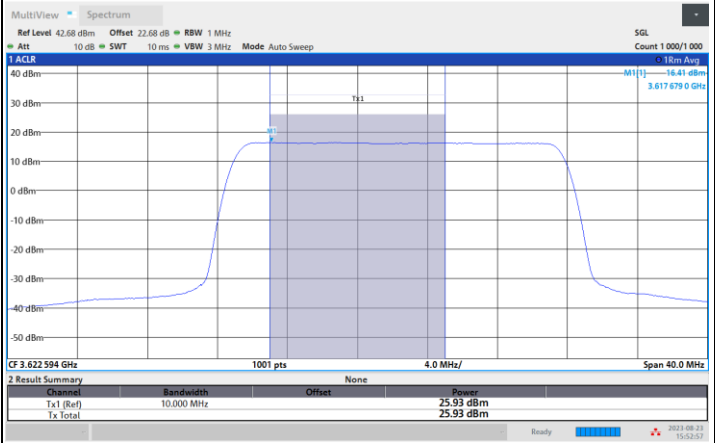
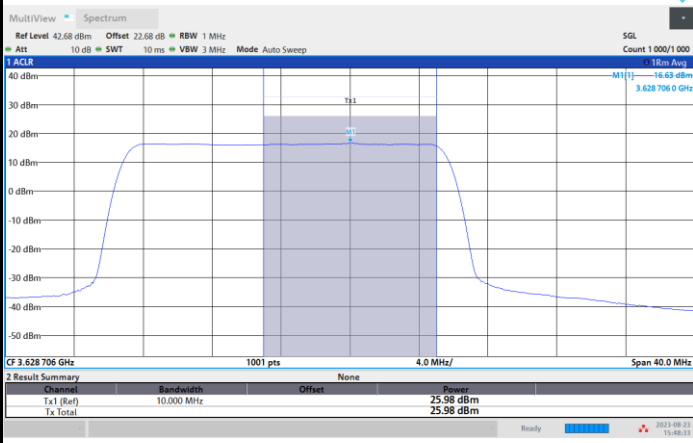
QPSK

16QAM



64QAM

256QAM

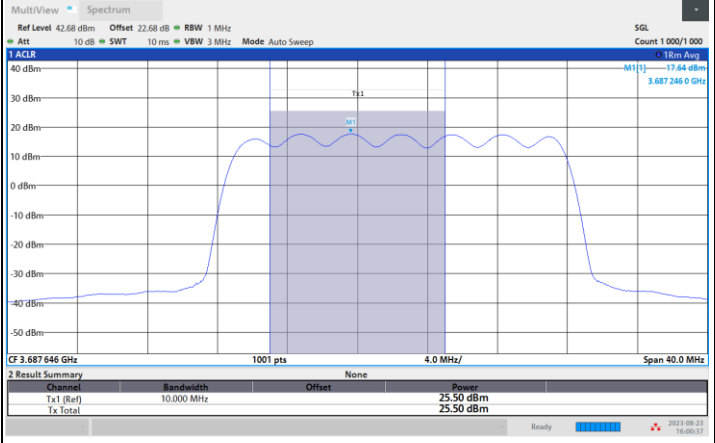
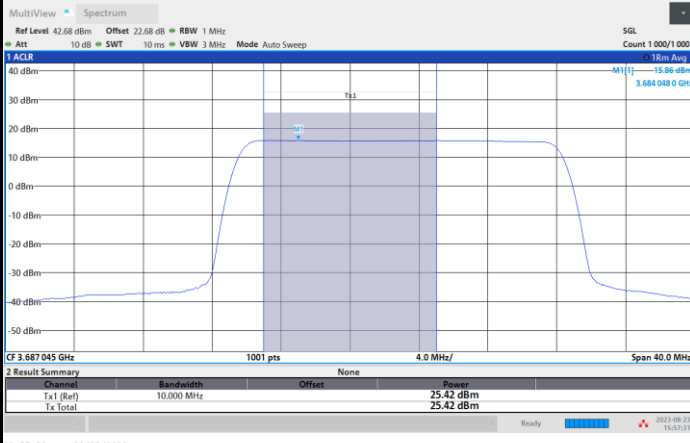




FR1 n48 / 20MHz / Highest Channel / Conducted (dBm/10MHz)

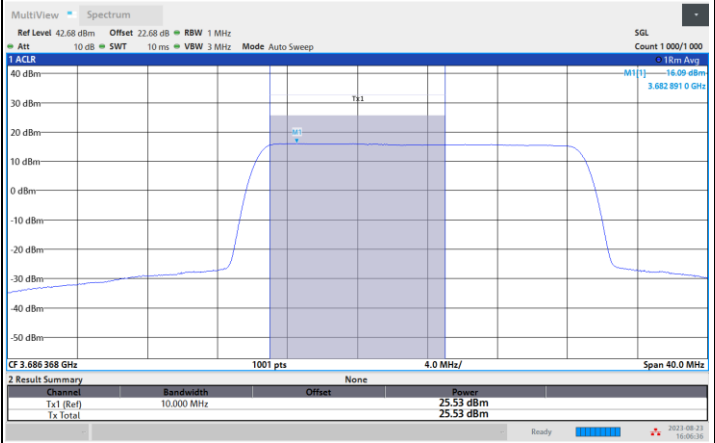
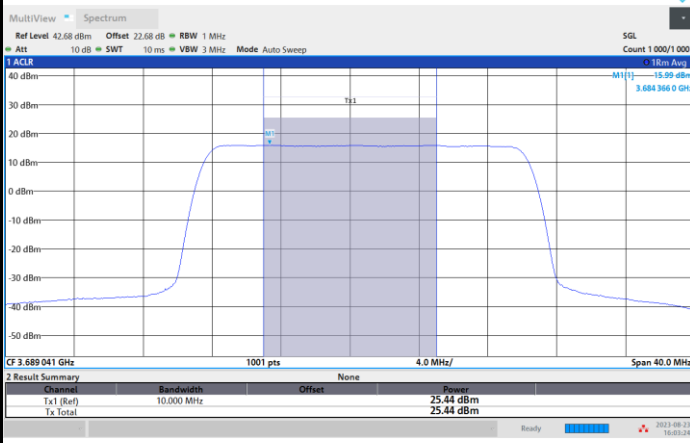
QPSK

16QAM



64QAM

256QAM



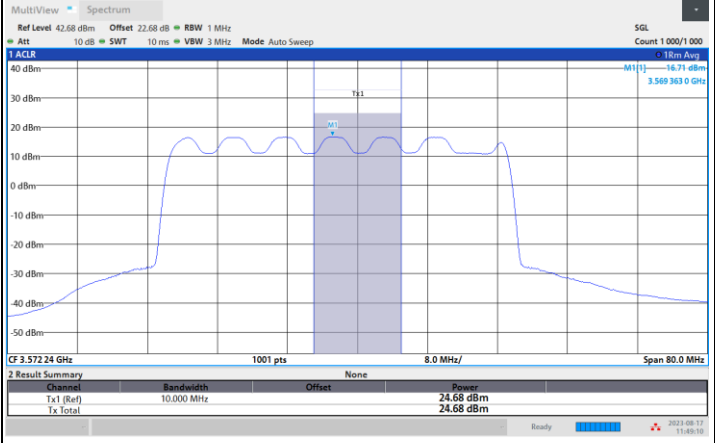
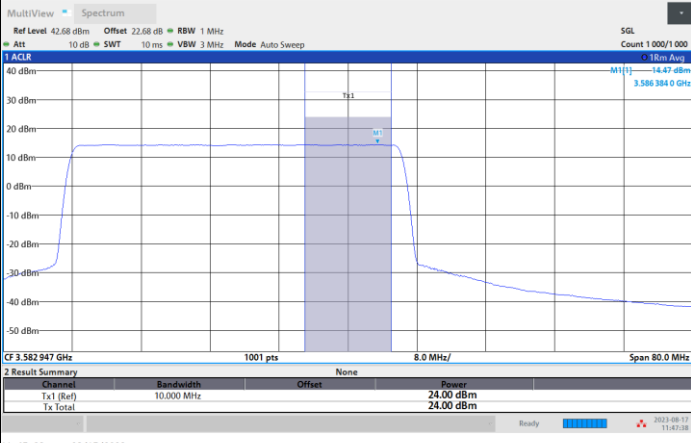




FR1 n48 / 40MHz / Lowest Channel / Conducted (dBm/10MHz)

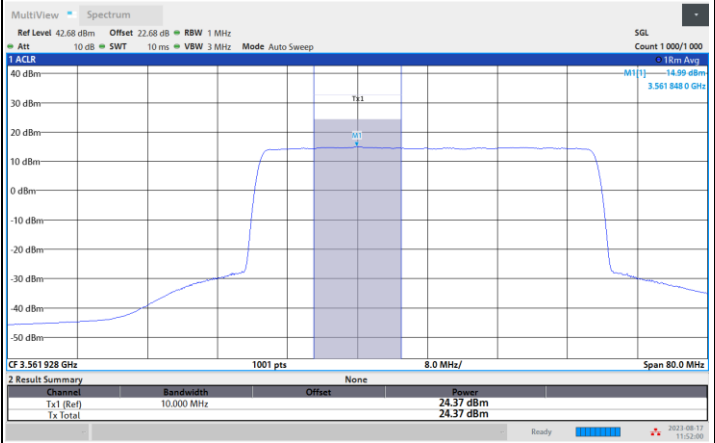
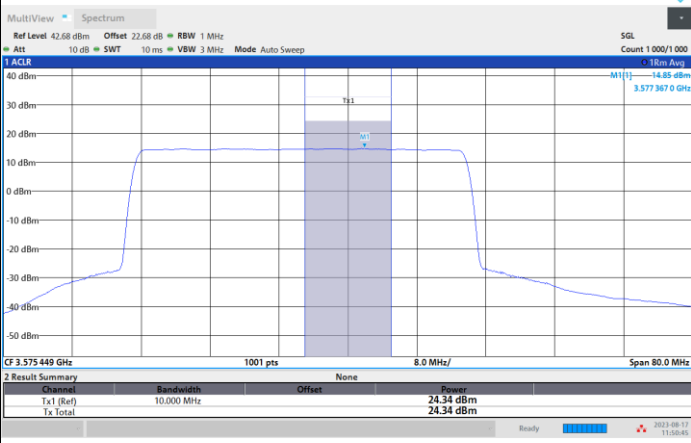
QPSK

16QAM



64QAM

256QAM

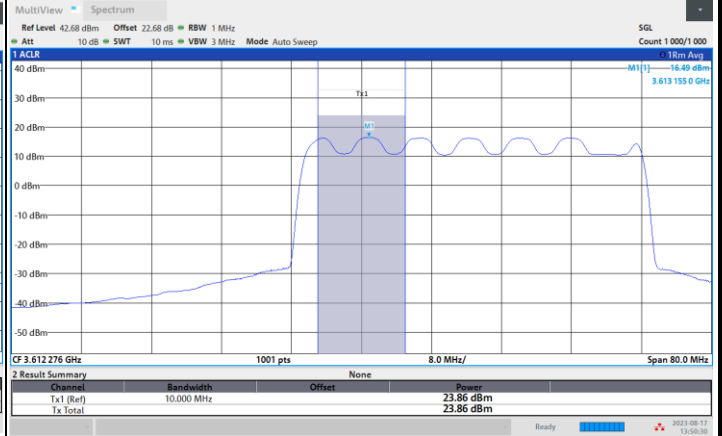
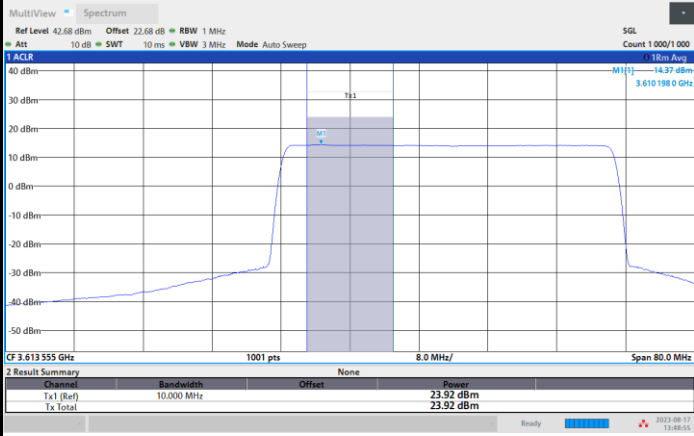




FR1 n48 / 40MHz / Middle Channel / Conducted (dBm/10MHz)

QPSK

16QAM



64QAM

256QAM

