



A D T

Appendix D. Photographs of EUT and Setup

FCC SAR Test Report

<Photographs of EUT>

Tablet Mode

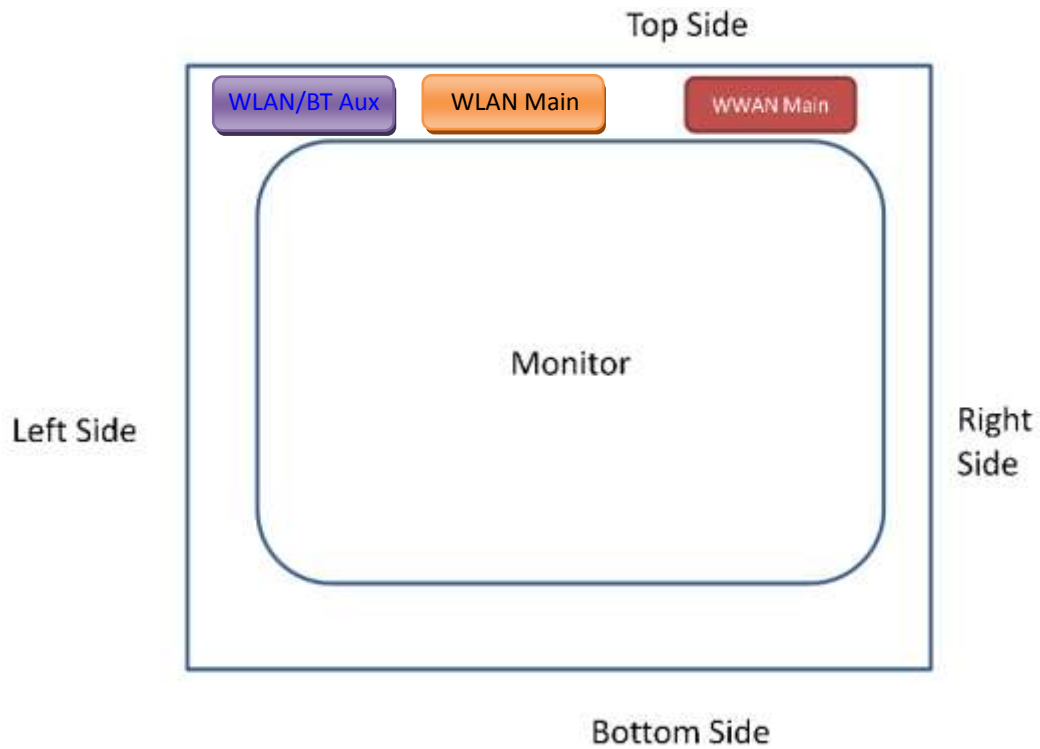


Laptop Mode



FCC SAR Test Report

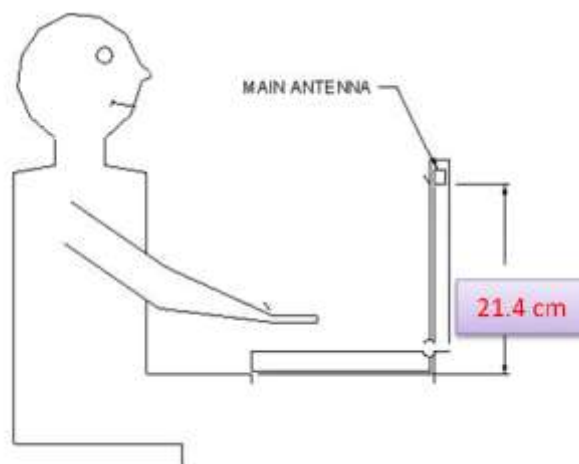
<Antenna Location>



The separation distance for antenna to edge:

<Front Face View>

Antenna	To Top Side (mm)	To Bottom Side (mm)	To Left Side (mm)	To Right Side (mm)
WWAN	9	200	196	26.45
WLAN Main	9	200	90.5	191.4
WLAN/BT Aux	9	200	6.5	281.5




<Right Side View>

FCC SAR Test Report

<Photographs of SAR Setup>

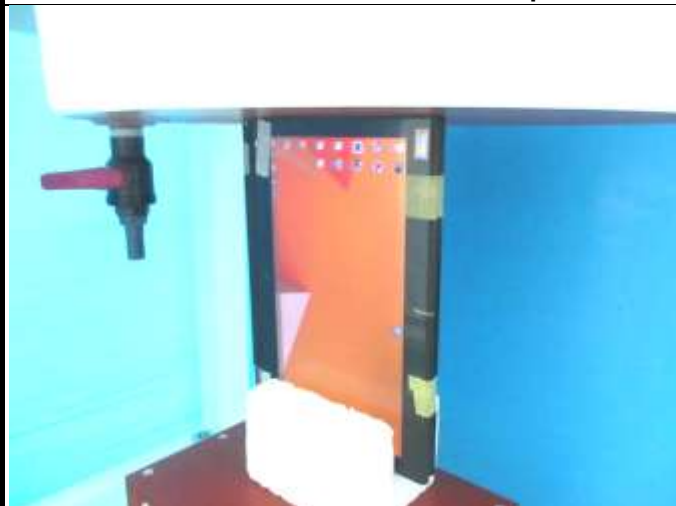
<Tablet Mode>




Rear Face of EUT with 0 cm Gap




Rear Face of EUT with 1 cm Gap



Left Side of EUT with 0 cm Gap



Right Side of EUT with 0 cm Gap



Top Side of EUT with 0 cm Gap



Top Side of EUT with 1.2 cm Gap

FCC SAR Test Report



Bottom Side of EUT with 0 cm Gap



<Laptop PC Mode>



Top Side of EUT with 2.5 cm Gap



Left Side of EUT with 2.5 cm Gap