


FCC SAR Test Report

<Photographs of EUT>

Tablet PC Mode

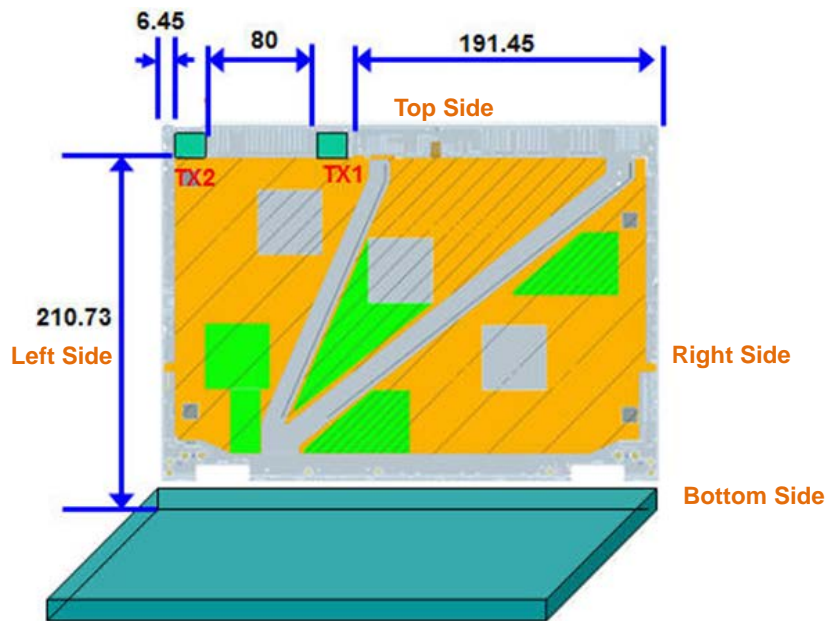


Laptop PC Mode



FCC SAR Test Report

<Antenna Location>



<EUT Front View>


The separation distance for antenna to edge:

Antenna	To Top Side (mm)	To Bottom Side (mm)	To Left Side (mm)	To Right Side (mm)
WLAN / BT Ant0	5	210.73	90	191.45
WLAN Ant1	5	210.73	6.45	290
WLAN Ant0+1	5	210.73	6.45	191.45

FCC SAR Test Report

<Photographs of SAR Setup>

<Tablet PC Mode>



Top Side of EUT with 0 cm Gap




Bottom Side of EUT with 0 cm Gap



Right Side of EUT with 0 cm Gap




Left Side of EUT with 0 cm Gap




Rear Face of EUT with 0 cm Gap



<Laptop PC Mode>



Top Side of EUT with 2.5 cm Gap



Left Side of EUT with 2.5 cm Gap