

FCC RF Test Report


APPLICANT : Foxconn International Holdings Ltd.
EQUIPMENT : Data Card
BRAND NAME : AMBIT
MODEL NAME : NF2
MARKETING NAME : M.2 module
FCC ID : RYQ-NF2
STANDARD : 47 CFR Part 2, 22(H), 24(E), 27
CLASSIFICATION : PCS Licensed Transmitter (PCB)

The product was received on May 21, 2013 and completely tested on Jun. 27, 2013. We, SPORTON INTERNATIONAL INC., would like to declare that the tested sample has been evaluated in accordance with the procedures given in ANSI / TIA / EIA-603-C-2004 and shown compliance with the applicable technical standards.

The test results in this report apply exclusively to the tested model / sample. Without written approval of SPORTON INTERNATIONAL INC., the test report shall not be reproduced except in full.



Reviewed by: Joseph Lin / Supervisor



Approved by: Jones Tsai / Manager



SPORTON INTERNATIONAL INC.

No. 52, Hwa Ya 1st Rd., Hwa Ya Technology Park, Kwei-Shan Hsiang, Tao Yuan Hsien, Taiwan, R.O.C.

SPORTON INTERNATIONAL INC.

TEL : 886-3-327-3456

FAX : 886-3-328-4978

FCC ID : RYQ-NF2

Page Number : 1 of 425

Report Issued Date : Aug. 14, 2013

Report Version : Rev. 02



TABLE OF CONTENTS

REVISION HISTORY..... 3

SUMMARY OF TEST RESULT 4

1 GENERAL DESCRIPTION 6

 1.1 Applicant 6

 1.2 Manufacturer 6

 1.3 Feature of Equipment Under Test 6

 1.4 Product Specification of Equipment Under Test 7

 1.5 Modification of EUT 7

 1.6 Emission Designator 8

 1.7 Testing Site 10

 1.8 Applied Standards 10

2 TEST CONFIGURATION OF EQUIPMENT UNDER TEST 11

 2.1 Test Mode 11

 2.2 Connection Diagram of Test System 13

 2.3 Support Unit used in test configuration and system 14

 2.4 Measurement Results Explanation Example 14

3 TEST RESULT 15

 3.1 Conducted Output Power Measurement 15

 3.2 Peak-to-Average Ratio 40

 3.3 Occupied Bandwidth 67

 3.4 Conducted Band Edge Measurement 116

 3.5 Conducted Spurious Emission Measurement 214

 3.6 Radiated Spurious Emission Measurement 354

 3.7 Frequency Stability Measurement 405

4 LIST OF MEASURING EQUIPMENTS 424

5 UNCERTAINTY OF EVALUATION 425

APPENDIX A. PHOTOGRAPHS OF EUT

APPENDIX B. SETUP PHOTOGRAPHS



REVISION HISTORY

REPORT NO.	VERSION	DESCRIPTION	ISSUED DATE
FG352141B	Rev. 01	Initial issue of report	Jul. 23, 2013
FG352141B	Rev. 02	Added description of section 3.4 for Part 27.52(m)	Aug. 14, 2013



SUMMARY OF TEST RESULT

Report Section	FCC Rule	IC Rule	Description	Limit	Result	Remark
3.1	§2.1046	RSS-132 (5.4) RSS-133 (6.4) RSS-139(6.4)	Conducted Output Power	Reporting Only	PASS	-
3.2	§24.232(d) 27.53(d)(5)	RSS-133(6.4) RSS-139(6.4)	Peak-to-Average Ratio	<13 dB	PASS	-
3.3	§2.1049 §22.917(a) §24.238(a) §27.53(h)(3)	RSS-GEN(4.6.1) RSS-132 (3.1) RSS-133(3.1) RSS-139 (3.1)	Occupied Bandwidth	Reporting Only	PASS	-
3.4	§2.1049 §22.917(a) §24.238(a) §27.53(c) (g) (h) (m)	RSS-132 (5.5) RSS-133 (6.5.1) RSS-139 (6.5)	Conducted Band Edge Measurement (Band 2) (Band 4) (Band 5) (Band 13) (Band 17)	< 43+10log ₁₀ (P[Watts])	PASS	-
3.4	§2.1049 §27.53(m)	-	Conducted Band Edge Measurement (Band 7)	< 43+10log ₁₀ (P[Watts]) < 55+10log ₁₀ (P[Watts])	PASS	-
3.5	§2.1051 §22.917(a) §24.238(a) §27.53(c) (g) (h)	RSS-132 (5.5) RSS-133 (6.5.1) RSS-139 (6.5)	Conducted Spurious Emission (Band 2) (Band 4) (Band 5) (Band 13) (Band 17)	< 43+10log ₁₀ (P[Watts])	PASS	-
3.5	§2.1051 §27.53(m)	-	Conducted Spurious Emission (Band 7)	< 55+10log ₁₀ (P[Watts])	PASS	-



Report Section	FCC Rule	IC Rule	Description	Limit	Result	Remark
3.6	§2.1053 §22.917(a) §24.238(a) §27.53(c) (g)(h)	RSS-132 (5.5) RSS-133 (6.5.1) RSS-139 (6.5)	Radiated Spurious Emission (Band 2) (Band 4) (Band 5) (Band 13) (Band 17)	$< 43+10\log_{10}(P[\text{Watts}])$	PASS	Under limit 8.93 dB at 7520.000 MHz
	3.6	§2.1053 §27.53(m)	- Radiated Spurious Emission (Band 7)	$< 55+10\log_{10}(P[\text{Watts}])$	PASS	
3.7	§2.1055 §22.355 §24.235 §27.54	RSS-132(5.3) RSS-133(6.3) RSS-139 (6.3)	Frequency Stability Temperature & Voltage	$< 2.5 \text{ ppm}$	PASS	

1 General Description

1.1 Applicant

Foxconn International Holdings Ltd.

No. 4, Mingsheng St., Tu-Cheng Dist., New Taipei City 23679, Taiwan

1.2 Manufacturer

Foxconn International Holdings Ltd.

No. 4, Mingsheng St., Tu-Cheng Dist., New Taipei City 23679, Taiwan

1.3 Feature of Equipment Under Test

Product Feature	
Equipment	Data Card
Brand Name	AMBIT
Model Name	NF2
Marketing Name	M.2 module
FCC ID	RYQ-NF2
HW Version	PR3.2
SW Version	FIH7160_MODEM_01.1326.00
EUT Stage	Production Unit

Remark: The above EUT's information was declared by manufacturer. Please refer to the specifications or user's manual for more detailed description.

1.4 Product Specification of Equipment Under Test

Product Specification subjective to this standard	
Tx Frequency	LTE Band 5 : 824.7 MHz ~ 848.3 MHz LTE Band 2 : 1850.7 MHz ~ 1909.3 MHz LTE Band 4 : 1710.7 MHz ~ 1754.3 MHz LTE Band 7 : 2506.5 MHz ~ 2534.5 MHz and 2556 MHz ~ 2567.5 MHz LTE Band 13 : 779.5 MHz ~ 784.5 MHz LTE Band 17 : 706.5 MHz ~ 713.5 MHz
Rx Frequency	LTE Band 5 : 869.7 MHz ~ 893.3 MHz LTE Band 2 : 1930.7 MHz ~ 1989.3 MHz LTE Band 4 : 2110.7 MHz ~ 2154.3 MHz LTE Band 7 : 2626.5MHz ~ 2654.5 MHz and 2676 MHz ~ 2687.5 MHz LTE Band 13 : 748.5 MHz ~ 753.5 MHz LTE Band 17 : 736.5 MHz ~ 743.5 MHz
Bandwidth	1.4MHz / 3MHz / 5MHz/ 10MHz (Band 5) 1.4MHz / 3MHz / 5MHz/ 10MHz / 15MHz / 20MHz (Band 2) 1.4MHz / 3MHz / 5MHz/ 10MHz / 15MHz / 20MHz (Band 4) 5MHz/ 10MHz / 15MHz / 20MHz (Band 7) 5MHz / 10MHz (Band 13) 5MHz / 10MHz (Band 17)
Maximum Output Power to Antenna	LTE Band 5 : 23.25 dBm LTE Band 2 : 23.15 dBm LTE Band 4 : 22.83 dBm LTE Band 7 : 23.14 dBm LTE Band 13 : 23.12 dBm LTE Band 17 : 23.32 dBm
Type of Modulation	QPSK / 16QAM

1.5 Modification of EUT

No modifications are made to the EUT during all test items.



1.6 Emission Designator

FCC Rule	System	Type of Modulation	BW	Emission Designator	Frequency Tolerance (% , Hz, ppm)
Part 22	LTE Band 5	QPSK	1.4 MHz	1M14G7D	0.007 ppm
Part 22	LTE Band 5	16QAM	1.4 MHz	1M18D7W	0.007 ppm
Part 22	LTE Band 5	QPSK	3 MHz	2M73G7D	0.007 ppm
Part 22	LTE Band 5	16QAM	3 MHz	2M74D7W	0.007 ppm
Part 22	LTE Band 5	QPSK	5 MHz	4M54G7D	0.007 ppm
Part 22	LTE Band 5	16QAM	5 MHz	4M50D7W	0.008 ppm
Part 22	LTE Band 5	QPSK	10 MHz	9M13G7D	0.007 ppm
Part 22	LTE Band 5	16QAM	10 MHz	9M07D7W	0.007 ppm
Part 24	LTE Band 2	QPSK	1.4 MHz	1M12G7D	0.003 ppm
Part 24	LTE Band 2	16QAM	1.4 MHz	1M14D7W	0.003 ppm
Part 24	LTE Band 2	QPSK	3 MHz	2M73G7D	0.004 ppm
Part 24	LTE Band 2	16QAM	3 MHz	2M74D7W	0.003 ppm
Part 24	LTE Band 2	QPSK	5 MHz	4M52G7D	0.004 ppm
Part 24	LTE Band 2	16QAM	5 MHz	4M52D7W	0.004 ppm
Part 24	LTE Band 2	QPSK	10 MHz	9M13G7D	0.003 ppm
Part 24	LTE Band 2	16QAM	10 MHz	9M10D7W	0.003 ppm
Part 24	LTE Band 2	QPSK	15 MHz	13M6G7D	0.003 ppm
Part 24	LTE Band 2	16QAM	15 MHz	13M6D7W	0.003 ppm
Part 24	LTE Band 2	QPSK	20 MHz	18M8G7D	0.004 ppm
Part 24	LTE Band 2	16QAM	20 MHz	18M8D7W	0.003 ppm



FCC Rule	System	Type of Modulation	BW	Emission Designator	Frequency Tolerance (% , Hz, ppm)
Part 27	LTE Band 4	QPSK	1.4 MHz	1M17G7D	0.003 ppm
Part 27	LTE Band 4	16QAM	1.4 MHz	1M13D7W	0.003 ppm
Part 27	LTE Band 4	QPSK	3 MHz	2M75G7D	0.004 ppm
Part 27	LTE Band 4	16QAM	3 MHz	2M75D7W	0.004 ppm
Part 27	LTE Band 4	QPSK	5MHz	4M56G7D	0.003 ppm
Part 27	LTE Band 4	16QAM	5MHz	4M54D7W	0.004 ppm
Part 27	LTE Band 4	QPSK	10MHz	9M20G7D	0.004 ppm
Part 27	LTE Band 4	16QAM	10MHz	9M16D7W	0.003 ppm
Part 27	LTE Band 4	QPSK	15MHz	13M6G7D	0.004 ppm
Part 27	LTE Band 4	16QAM	15MHz	13M6D7W	0.003 ppm
Part 27	LTE Band 4	QPSK	20MHz	18M8G7D	0.003 ppm
Part 27	LTE Band 4	16QAM	20MHz	18M9D7W	0.003 ppm
Part 27	LTE Band 7	QPSK	5MHz	4M55G7D	0.003 ppm
Part 27	LTE Band 7	16QAM	5MHz	4M52D7W	0.003 ppm
Part 27	LTE Band 7	QPSK	10MHz	9M23G7D	0.003 ppm
Part 27	LTE Band 7	16QAM	10MHz	9M13D7W	0.003 ppm
Part 27	LTE Band 7	QPSK	15MHz	13M6G7D	0.003 ppm
Part 27	LTE Band 7	16QAM	15MHz	13M6D7W	0.003 ppm
Part 27	LTE Band 7	QPSK	20MHz	18M1G7D	0.003 ppm
Part 27	LTE Band 7	16QAM	20MHz	18M1D7W	0.003 ppm
Part 27	LTE Band 13	QPSK	5MHz	4M54G7D	0.007 ppm
Part 27	LTE Band 13	16QAM	5MHz	4M52D7W	0.008 ppm
Part 27	LTE Band 13	QPSK	10MHz	9M20G7D	0.007 ppm
Part 27	LTE Band 13	16QAM	10MHz	9M13D7W	0.008 ppm
Part 27	LTE Band 17	QPSK	5MHz	4M54G7D	0.009 ppm
Part 27	LTE Band 17	16QAM	5MHz	4M50D7W	0.009 ppm
Part 27	LTE Band 17	QPSK	10MHz	9M17G7D	0.007 ppm
Part 27	LTE Band 17	16QAM	10MHz	9M10D7W	0.008 ppm

1.7 Testing Site

Test Site	SPORTON INTERNATIONAL INC.		
Test Site Location	No. 52, Hwa Ya 1 st Rd., Hwa Ya Technology Park, Kwei-Shan Hsiang, Tao Yuan Hsien, Taiwan, R.O.C. TEL: +886-3-327-3456 FAX: +886-3-328-4978		
Test Site No.	Sporton Site No.		FCC/IC Registration No.
	TH02-HY	03CH07-HY	TW1022/4086B-1

1.8 Applied Standards

According to the specifications of the manufacturer, the EUT must comply with the requirements of the following standards:

- ♦ 47 CFR Part 2, 22(H), 24(E), 27
- ♦ ANSI / TIA / EIA-603-C-2004

Remark:

1. All test items were verified and recorded according to the standards and without any deviation during the test.
2. This EUT has also been tested and complied with the requirements of FCC Part 15, Subpart B, recorded in a separate test report.

2 Test Configuration of Equipment Under Test

2.1 Test Mode

During all testing, EUT is in link mode with base station emulator at maximum power level. The spurious emission measurements were carried out in semi-anechoic chamber with 3-meter test range.

Frequency range investigated for radiated emission: 30MHz to 10th harmonic.

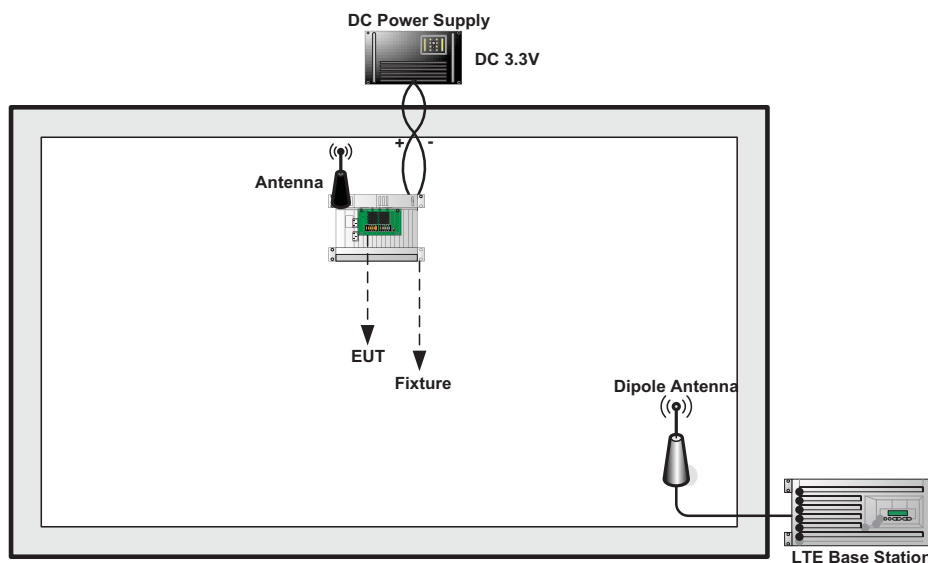
Test Modes			
Band		Radiated TCs	Conducted TCs
LTE Band 5	BW 1.4MHz	<ul style="list-style-type: none"> ■ LTE (RB Size 1) Link 	<ul style="list-style-type: none"> ■ LTE (RB Size 1) Link ■ LTE (RB Size 3) Link ■ LTE (RB Size 6) Link
	BW 3MHz	<ul style="list-style-type: none"> ■ LTE (RB Size 1) Link 	<ul style="list-style-type: none"> ■ LTE (RB Size 1) Link ■ LTE (RB Size 8) Link ■ LTE (RB Size 15) Link
	BW 5MHz	<ul style="list-style-type: none"> ■ LTE (RB Size 1) Link 	<ul style="list-style-type: none"> ■ LTE (RB Size 1) Link ■ LTE (RB Size 12) Link ■ LTE (RB Size 25) Link
	BW 10MHz	<ul style="list-style-type: none"> ■ LTE (RB Size 1) Link 	<ul style="list-style-type: none"> ■ LTE (RB Size 1) Link ■ LTE (RB Size 25) Link ■ LTE (RB Size 50) Link
LTE Band 2	BW 1.4MHz	<ul style="list-style-type: none"> ■ LTE (RB Size 1) Link 	<ul style="list-style-type: none"> ■ LTE (RB Size 1) Link ■ LTE (RB Size 3) Link ■ LTE (RB Size 6) Link
	BW 3MHz	<ul style="list-style-type: none"> ■ LTE (RB Size 1) Link 	<ul style="list-style-type: none"> ■ LTE (RB Size 1) Link ■ LTE (RB Size 8) Link ■ LTE (RB Size 15) Link
	BW 5MHz	<ul style="list-style-type: none"> ■ LTE (RB Size 1) Link 	<ul style="list-style-type: none"> ■ LTE (RB Size 1) Link ■ LTE (RB Size 12) Link ■ LTE (RB Size 25) Link
	BW 10MHz	<ul style="list-style-type: none"> ■ LTE (RB Size 1) Link 	<ul style="list-style-type: none"> ■ LTE (RB Size 1) Link ■ LTE (RB Size 25) Link ■ LTE (RB Size 50) Link
	BW 15MHz	<ul style="list-style-type: none"> ■ LTE (RB Size 1) Link 	<ul style="list-style-type: none"> ■ LTE (RB Size 1) Link ■ LTE (RB Size 36) Link ■ LTE (RB Size 75) Link
	BW 20MHz	<ul style="list-style-type: none"> ■ LTE (RB Size 1) Link 	<ul style="list-style-type: none"> ■ LTE (RB Size 1) Link ■ LTE (RB Size 50) Link ■ LTE (RB Size 100) Link



Test Modes			
Band			
	Radiated TCs	Conducted TCs	
LTE Band 4	BW 1.4MHz	■ LTE (RB Size 1) Link	■ LTE (RB Size 1) Link ■ LTE (RB Size 3) Link ■ LTE (RB Size 6) Link
	BW 3MHz	■ LTE (RB Size 1) Link	■ LTE (RB Size 1) Link ■ LTE (RB Size 8) Link ■ LTE (RB Size 15) Link
	BW 5MHz	■ LTE (RB Size 1) Link	■ LTE (RB Size 1) Link ■ LTE (RB Size 12) Link ■ LTE (RB Size 25) Link
	BW 10MHz	■ LTE (RB Size 1) Link	■ LTE (RB Size 1) Link ■ LTE (RB Size 25) Link ■ LTE (RB Size 50) Link
	BW 15MHz	■ LTE (RB Size 1) Link	■ LTE (RB Size 1) Link ■ LTE (RB Size 36) Link ■ LTE (RB Size 75) Link
	BW 20MHz	■ LTE (RB Size 1) Link	■ LTE (RB Size 1) Link ■ LTE (RB Size 50) Link ■ LTE (RB Size 100) Link
LTE Band 7	BW 5MHz	■ LTE (RB Size 1) Link	■ LTE (RB Size 1) Link ■ LTE (RB Size 12) Link ■ LTE (RB Size 25) Link
	BW 10MHz	■ LTE (RB Size 1) Link	■ LTE (RB Size 1) Link ■ LTE (RB Size 25) Link ■ LTE (RB Size 50) Link
	BW 15MHz	■ LTE (RB Size 1) Link	■ LTE (RB Size 1) Link ■ LTE (RB Size 36) Link ■ LTE (RB Size 75) Link
	BW 20MHz	■ LTE (RB Size 1) Link	■ LTE (RB Size 1) Link ■ LTE (RB Size 50) Link ■ LTE (RB Size 100) Link

Test Modes			
LTE Band 13	BW 5MHz	<ul style="list-style-type: none"> ■ LTE (RB Size 1) Link 	<ul style="list-style-type: none"> ■ LTE (RB Size 1) Link ■ LTE (RB Size 12) Link ■ LTE (RB Size 25) Link
	BW 10MHz	<ul style="list-style-type: none"> ■ LTE (RB Size 1) Link 	<ul style="list-style-type: none"> ■ LTE (RB Size 1) Link ■ LTE (RB Size 25) Link ■ LTE (RB Size 50) Link
LTE Band 17	BW 5MHz	<ul style="list-style-type: none"> ■ LTE (RB Size 1) Link 	<ul style="list-style-type: none"> ■ LTE (RB Size 1) Link ■ LTE (RB Size 12) Link ■ LTE (RB Size 25) Link
	BW 10MHz	<ul style="list-style-type: none"> ■ LTE (RB Size 1) Link 	<ul style="list-style-type: none"> ■ LTE (RB Size 1) Link ■ LTE (RB Size 25) Link ■ LTE (RB Size 50) Link

2.2 Connection Diagram of Test System





2.3 Support Unit used in test configuration and system

Item	Equipment	Trade Name	Model No.	FCC ID	Data Cable	Power Cord
1.	Power Supply	GWINSTEK	PSS-2002	N/A	N/A	Unshielded, 1.8 m
2.	LTE Base Station	Anritsu	MT8820C	N/A	N/A	Unshielded, 1.8 m
3.	Fixture	INTEL	NGFF Card Carrier	N/A	N/A	N/A

2.4 Measurement Results Explanation Example

For all conducted test items:

The offset level is set in the spectrum analyzer to compensate the RF cable loss and attenuator factor between EUT conducted output port and spectrum analyzer. With the offset compensation, the spectrum analyzer reading level is exactly the EUT RF output level.

The spectrum analyzer offset is derived from RF cable loss and attenuator factor.

$$\text{Offset} = \text{RF cable loss} + \text{attenuator factor}.$$

Following shows an offset computation example with cable loss 4.2 dB and 10dB attenuator.

Example :

$$\begin{aligned} \text{Offset(dB)} &= \text{RF cable loss(dB)} + \text{attenuator factor(dB)}. \\ &= 4.2 + 10 = 14.2 \text{ (dB)} \end{aligned}$$

3 Test Result

3.1 Conducted Output Power Measurement

3.1.1 Description of the Conducted Output Power Measurement

A base station simulator was used to establish communication with the EUT. Its parameters were set to transmit the maximum power on the EUT. The measured power in the radio frequency on the transmitter output terminals shall be reported.

3.1.2 Measuring Instruments

See list of measuring instruments of this test report.

3.1.3 Test Procedures

1. The transmitter output port was connected to base station.
2. Set EUT at maximum power through base station.
3. Select lowest, middle, and highest channels for each band and different modulation.

3.1.4 Test Setup





3.1.5 Test Result of Conducted Output Power

Mode	Band Width	Channel	Frequency (MHz)	Modulation	RB Configuration		Average Power (dBm)	Average Power (Watts)	
					RB Size	RB Offset			
LTE Band 5	1.4MHz	20407	824.7	QPSK	1	0	22.37	0.1726	
					1	2	22.58	0.1811	
					1	5	22.17	0.1648	
					3	0	22.36	0.1722	
					3	1	22.48	0.1770	
					3	2	22.55	0.1799	
				16-QAM	6	0	22.48	0.1770	
					1	0	21.87	0.1538	
					1	2	22.14	0.1637	
					1	5	21.85	0.1531	
					3	0	21.74	0.1493	
					3	1	21.80	0.1514	
		20525	836.5	QPSK	836.5	3	2	21.89	0.1545
						6	0	21.87	0.1538
						1	0	22.85	0.1928
						1	2	22.89	0.1945
						1	5	22.57	0.1807
						3	0	22.79	0.1901
				16-QAM	3	1	22.82	0.1914	
					3	2	22.76	0.1888	
					6	0	22.69	0.1858	
					1	0	22.22	0.1667	
					1	2	22.39	0.1734	
					1	5	22.00	0.1585	
		20643	848.3	QPSK	848.3	3	0	22.17	0.1648
						3	1	22.29	0.1694
						3	2	22.24	0.1675
						6	0	22.25	0.1679
						1	0	22.57	0.1807
						1	2	22.69	0.1858
16-QAM	1			5	22.17	0.1648			
	3			0	22.60	0.1820			
	3			1	22.54	0.1795			
	3			2	22.34	0.1714			
	6			0	22.33	0.1710			
	1			0	22.00	0.1585			
16-QAM	1	2	22.18	0.1652					
	1	5	21.63	0.1455					
	3	0	21.97	0.1574					
	3	1	21.94	0.1563					
	3	2	21.75	0.1496					
	6	0	21.78	0.1507					



Mode	Band Width	Channel	Frequency (MHz)	Modulation	RB Configuration		Average Power (dBm)	Average Power (Watts)
					RB Size	RB Offset		
LTE Band 5	3MHz	20415	825.5	QPSK	1	0	22.64	0.1837
					1	7	23.04	0.2014
					1	14	22.62	0.1828
					8	0	22.83	0.1919
					8	4	22.76	0.1888
					8	7	22.71	0.1866
				15	0	22.70	0.1862	
				16-QAM	1	0	21.81	0.1517
					1	7	22.20	0.1660
					1	14	21.78	0.1507
					8	0	21.76	0.1500
					8	4	21.79	0.1510
		8	7		21.76	0.1500		
		15	0	21.81	0.1517			
		20525	836.5	QPSK	1	0	23.12	0.2051
					1	7	23.22	0.2099
					1	14	22.62	0.1828
					8	0	23.11	0.2046
					8	4	23.05	0.2018
					8	7	22.86	0.1932
				15	0	22.92	0.1959	
				16-QAM	1	0	22.28	0.1690
					1	7	22.46	0.1762
					1	14	21.79	0.1510
					8	0	22.24	0.1675
					8	4	22.18	0.1652
		8	7		21.94	0.1563		
		15	0	22.04	0.1600			
		20635	847.5	QPSK	1	0	22.65	0.1841
					1	7	22.84	0.1923
1	14				22.24	0.1675		
8	0				22.75	0.1884		
8	4				22.79	0.1901		
8	7				22.73	0.1875		
15	0			22.70	0.1862			
16-QAM	1			0	21.94	0.1563		
	1			7	22.32	0.1706		
	1			14	21.73	0.1489		
	8			0	22.04	0.1600		
	8			4	22.08	0.1614		
	8	7	21.98	0.1578				
15	0	21.93	0.1560					



Mode	Band Width	Channel	Frequency (MHz)	Modulation	RB Configuration		Average Power (dBm)	Average Power (Watts)
					RB Size	RB Offset		
LTE Band 5	5MHz	20425	826.5	QPSK	1	0	22.67	0.1849
					1	12	23.02	0.2004
					1	24	22.88	0.1941
					12	0	22.87	0.1936
					12	6	22.98	0.1986
					12	11	23.00	0.1995
					25	0	22.85	0.1928
		16-QAM	1	0	21.78	0.1507		
			1	12	22.23	0.1671		
			1	24	22.10	0.1622		
			12	0	21.90	0.1549		
			12	6	21.93	0.1560		
			12	11	22.17	0.1648		
			25	0	21.98	0.1578		
	20525	836.5	QPSK	1	0	22.99	0.1991	
				1	12	23.21	0.2094	
				1	24	22.60	0.1820	
				12	0	23.18	0.2080	
				12	6	23.20	0.2089	
				12	11	22.98	0.1986	
				25	0	22.98	0.1986	
		16-QAM	1	0	22.26	0.1683		
			1	12	22.41	0.1742		
			1	24	21.85	0.1531		
			12	0	22.38	0.1730		
			12	6	22.38	0.1730		
			12	11	22.11	0.1626		
25			0	22.15	0.1641			
20625	846.5	QPSK	1	0	22.64	0.1837		
			1	12	23.14	0.2061		
			1	24	22.51	0.1782		
			12	0	22.80	0.1905		
			12	6	22.89	0.1945		
			12	11	22.90	0.1950		
			25	0	22.74	0.1879		
	16-QAM	1	0	21.85	0.1531			
		1	12	22.41	0.1742			
		1	24	21.82	0.1521			
		12	0	22.05	0.1603			
		12	6	22.26	0.1683			
		12	11	22.25	0.1679			
		25	0	22.15	0.1641			



Mode	Band Width	Channel	Frequency (MHz)	Modulation	RB Configuration		Average Power (dBm)	Average Power (Watts)
					RB Size	RB Offset		
LTE Band 5	10MHz	20450	829	QPSK	1	0	22.83	0.1919
					1	24	22.57	0.1807
					1	49	23.20	0.2089
					25	0	22.62	0.1828
					25	12	22.58	0.1811
					25	24	22.94	0.1968
					50	0	22.69	0.1858
		16-QAM	1	0	22.15	0.1641		
			1	24	22.01	0.1589		
			1	49	22.54	0.1795		
			25	0	21.80	0.1514		
			25	12	21.58	0.1439		
			25	24	22.05	0.1603		
			50	0	21.84	0.1528		
	20525	836.5	QPSK	1	0	23.25	0.2113	
				1	24	22.85	0.1928	
				1	49	22.84	0.1923	
				25	0	23.08	0.2032	
				25	12	22.86	0.1932	
				25	24	22.86	0.1932	
				50	0	23.12	0.2051	
		16-QAM	1	0	22.51	0.1782		
			1	24	22.21	0.1663		
			1	49	22.19	0.1656		
			25	0	22.28	0.1690		
			25	12	21.89	0.1545		
			25	24	21.95	0.1567		
50			0	22.11	0.1626			
20600	844	QPSK	1	0	22.91	0.1954		
			1	24	22.44	0.1754		
			1	49	22.95	0.1972		
			25	0	22.62	0.1828		
			25	12	22.41	0.1742		
			25	24	22.86	0.1932		
			50	0	22.80	0.1905		
	16-QAM	1	0	22.32	0.1706			
		1	24	21.73	0.1489			
		1	49	22.35	0.1718			
		25	0	21.90	0.1549			
		25	12	21.76	0.1500			
		25	24	22.12	0.1629			
		50	0	22.08	0.1614			



Mode	Band Width	Channel	Frequency (MHz)	Modulation	RB Configuration		Average Power (dBm)	Average Power (Watts)	
					RB Size	RB Offset			
LTE Band 2	1.4MHz	18607	1850.7	QPSK	1	0	21.99	0.1581	
					1	2	22.07	0.1611	
					1	5	21.56	0.1432	
					3	0	21.92	0.1556	
					3	1	21.96	0.1570	
					3	2	21.85	0.1531	
				16-QAM	6	0	21.78	0.1507	
					1	0	21.18	0.1312	
					1	2	21.34	0.1361	
					1	5	20.90	0.1230	
					3	0	21.01	0.1262	
					3	1	21.10	0.1288	
		18900	1880.0	QPSK	1880.0	3	2	21.13	0.1297
						6	0	21.11	0.1291
						1	0	20.74	0.1186
						1	2	21.00	0.1259
						1	5	20.64	0.1159
						3	0	20.91	0.1233
				16-QAM	3	1	20.99	0.1256	
					3	2	20.97	0.1250	
					6	0	20.89	0.1227	
					1	0	20.25	0.1059	
					1	2	20.54	0.1132	
					1	5	20.22	0.1052	
		19193	1903.3	QPSK	1903.3	3	0	20.07	0.1016
						3	1	20.14	0.1033
						3	2	20.14	0.1033
						6	0	20.10	0.1023
						1	0	20.21	0.1050
						1	2	20.50	0.1122
16-QAM	1			5	20.18	0.1042			
	3			0	20.36	0.1086			
	3			1	20.41	0.1099			
	3			2	20.43	0.1104			
	6			0	20.28	0.1067			
	1			0	19.79	0.0953			
19193	1903.3	16-QAM	1903.3	1	2	20.20	0.1047		
				1	5	20.00	0.1000		
				3	0	19.91	0.0979		
				3	1	19.98	0.0995		
				3	2	20.03	0.1007		
				6	0	19.92	0.0982		



Mode	Band Width	Channel	Frequency (MHz)	Modulation	RB Configuration		Average Power (dBm)	Average Power (Watts)
					RB Size	RB Offset		
LTE Band 2	3MHz	18615	1851.5	QPSK	1	0	22.42	0.1746
					1	7	22.34	0.1714
					1	14	21.89	0.1545
					8	0	22.31	0.1702
					8	4	22.14	0.1637
					8	7	21.74	0.1493
				15	0	21.74	0.1493	
				16-QAM	1	0	21.30	0.1349
					1	7	21.41	0.1384
					1	14	20.99	0.1256
					8	0	21.34	0.1361
					8	4	21.20	0.1318
		8	7		21.05	0.1274		
		15	0	21.06	0.1276			
		18900	1880.0	QPSK	1	0	20.85	0.1216
					1	7	21.21	0.1321
					1	14	20.74	0.1186
					8	0	21.04	0.1271
					8	4	21.09	0.1285
					8	7	20.99	0.1256
				15	0	21.03	0.1268	
				16-QAM	1	0	20.23	0.1054
					1	7	20.70	0.1175
					1	14	20.25	0.1059
					8	0	20.27	0.1064
					8	4	20.40	0.1096
		8	7		20.31	0.1074		
		15	0	20.32	0.1076			
		19185	1908.5	QPSK	1	0	20.64	0.1159
					1	7	20.86	0.1219
1	14				20.34	0.1081		
8	0				20.73	0.1183		
8	4				20.67	0.1167		
8	7				20.58	0.1143		
15	0			20.65	0.1161			
16-QAM	1			0	20.14	0.1033		
	1			7	20.50	0.1122		
	1			14	19.98	0.0995		
	8			0	20.18	0.1042		
	8			4	20.14	0.1033		
	8	7	20.03	0.1007				
15	0	20.05	0.1012					



Mode	Band Width	Channel	Frequency (MHz)	Modulation	RB Configuration		Average Power (dBm)	Average Power (Watts)
					RB Size	RB Offset		
LTE Band 2	5MHz	18625	1852.5	QPSK	1	0	22.70	0.1862
					1	12	22.40	0.1738
					1	24	22.16	0.1644
					12	0	22.62	0.1828
					12	6	22.39	0.1734
					12	11	22.14	0.1637
		25	0	22.17	0.1648			
		1	0	21.67	0.1469			
		1	12	21.74	0.1493			
		1	24	21.16	0.1306			
		12	0	21.55	0.1429			
		12	6	21.38	0.1374			
		12	11	21.20	0.1318			
		25	0	21.24	0.1330			
		1	0	21.34	0.1361			
		1	12	21.77	0.1503			
		1	24	21.23	0.1327			
		12	0	21.66	0.1466			
	12	6	21.72	0.1486				
	12	11	21.71	0.1483				
	25	0	21.62	0.1452				
	1	0	20.57	0.1140				
	1	12	20.99	0.1256				
	1	24	20.46	0.1112				
	12	0	20.61	0.1151				
	12	6	20.69	0.1172				
	12	11	20.58	0.1143				
25	0	20.57	0.1140					
1	0	21.06	0.1276					
1	12	21.38	0.1374					
1	24	20.74	0.1186					
12	0	21.23	0.1327					
12	6	21.32	0.1355					
12	11	21.20	0.1318					
25	0	21.17	0.1309					
1	0	20.30	0.1072					
1	12	20.73	0.1183					
1	24	20.19	0.1045					
12	0	20.37	0.1089					
12	6	20.45	0.1109					
12	11	20.40	0.1096					
25	0	20.28	0.1067					
		18900	1880	QPSK	1	0	21.34	0.1361
					1	12	21.77	0.1503
					1	24	21.23	0.1327
					12	0	21.66	0.1466
					12	6	21.72	0.1486
					12	11	21.71	0.1483
		25	0	21.62	0.1452			
		19175	1907.5	QPSK	1	0	21.06	0.1276
					1	12	21.38	0.1374
					1	24	20.74	0.1186
					12	0	21.23	0.1327
					12	6	21.32	0.1355
					12	11	21.20	0.1318
		25	0	21.17	0.1309			
		18625	1852.5	16-QAM	1	0	21.67	0.1469
					1	12	21.74	0.1493
					1	24	21.16	0.1306
					12	0	21.55	0.1429
					12	6	21.38	0.1374
					12	11	21.20	0.1318
		25	0	21.24	0.1330			



Mode	Band Width	Channel	Frequency (MHz)	Modulation	RB Configuration		Average Power (dBm)	Average Power (Watts)
					RB Size	RB Offset		
LTE Band 2	10MHz	18650	1855.0	QPSK	1	0	23.15	0.2065
					1	24	22.56	0.1803
					1	49	22.50	0.1778
					25	0	22.72	0.1871
					25	12	22.56	0.1803
					25	24	22.56	0.1803
				50	0	22.70	0.1862	
				16-QAM	1	0	22.45	0.1758
					1	24	22.32	0.1706
					1	49	21.73	0.1489
					25	0	21.77	0.1503
					25	12	21.49	0.1409
		25	24		21.72	0.1486		
		50	0	22.04	0.1600			
		18900	1880.0	QPSK	1	0	22.24	0.1675
					1	24	21.61	0.1449
					1	49	21.99	0.1581
					25	0	22.17	0.1648
					25	12	21.84	0.1528
					25	24	22.07	0.1611
				50	0	22.05	0.1603	
				16-QAM	1	0	21.40	0.1380
					1	24	20.87	0.1222
					1	49	21.25	0.1334
					25	0	21.05	0.1274
					25	12	20.81	0.1205
		25	24		20.99	0.1256		
		50	0	21.04	0.1271			
		19150	1905.0	QPSK	1	0	21.99	0.1581
					1	24	21.32	0.1355
1	49				21.82	0.1521		
25	0				21.79	0.1510		
25	12				21.30	0.1349		
25	24				21.57	0.1435		
50	0			21.68	0.1472			
16-QAM	1			0	21.15	0.1303		
	1			24	20.34	0.1081		
	1			49	21.33	0.1358		
	25			0	20.76	0.1191		
	25			12	20.38	0.1091		
	25	24	20.74	0.1186				
50	0	20.83	0.1211					



Mode	Band Width	Channel	Frequency (MHz)	Modulation	RB Configuration		Average Power (dBm)	Average Power (Watts)	
					RB Size	RB Offset			
LTE Band 2	15MHz	18675	1857.5	QPSK	1	0	21.68	0.1472	
					1	37	21.36	0.1368	
					1	74	21.08	0.1282	
					36	0	21.50	0.1413	
					36	18	21.45	0.1396	
					36	37	21.29	0.1346	
				75	0	21.36	0.1368		
				16-QAM	1	0	21.05	0.1274	
					1	37	21.05	0.1274	
					1	74	20.72	0.1180	
					36	0	20.63	0.1156	
					36	18	20.70	0.1175	
		36	37		20.66	0.1164			
		18900	1880.0	QPSK	1880.0	75	0	20.59	0.1146
						1	0	20.94	0.1242
						1	37	21.14	0.1300
						1	74	21.03	0.1268
						36	0	21.06	0.1276
						36	18	21.09	0.1285
				16-QAM	36	37	20.96	0.1247	
					75	0	21.13	0.1297	
					1	0	20.63	0.1156	
					1	37	20.71	0.1178	
					1	74	20.20	0.1047	
					36	0	20.49	0.1119	
		19125	1902.5	QPSK	1902.5	36	18	20.47	0.1114
						36	37	20.25	0.1059
						75	0	20.33	0.1079
						1	0	20.60	0.1148
						1	37	21.15	0.1303
1	74					20.65	0.1161		
16-QAM	36			0	20.96	0.1247			
	36			18	21.13	0.1297			
	36			37	20.76	0.1191			
	75			0	20.84	0.1213			
	1			0	20.13	0.1030			
	1			37	20.64	0.1159			
				1	74	19.79	0.0953		
				36	0	20.30	0.1072		
				36	18	20.35	0.1084		
				36	37	20.14	0.1033		
				75	0	20.20	0.1047		



Mode	Band Width	Channel	Frequency (MHz)	Modulation	RB Configuration		Average Power (dBm)	Average Power (Watts)
					RB Size	RB Offset		
LTE Band 2	20MHz	18700	1860.0	QPSK	1	0	22.50	0.1778
					1	49	22.55	0.1799
					1	99	21.92	0.1556
					50	0	22.37	0.1726
					50	24	22.34	0.1714
					50	49	22.40	0.1738
				100	0	22.34	0.1714	
				16-QAM	1	0	21.74	0.1493
					1	49	21.92	0.1556
					1	99	20.89	0.1227
					50	0	21.41	0.1384
					50	24	21.52	0.1419
		50	49		21.45	0.1396		
		18900	1880.0	QPSK	1	0	22.38	0.1730
					1	49	22.35	0.1718
					1	99	22.16	0.1644
					50	0	22.31	0.1702
					50	24	22.37	0.1726
					50	49	22.19	0.1656
				100	0	22.27	0.1687	
				16-QAM	1	0	21.12	0.1294
					1	49	21.68	0.1472
					1	99	20.86	0.1219
					50	0	21.25	0.1334
					50	24	21.30	0.1349
		50	49		21.14	0.1300		
		19100	1900.0	QPSK	1	0	22.12	0.1629
					1	49	22.24	0.1675
					1	99	21.85	0.1531
					50	0	22.01	0.1589
50	24				22.14	0.1637		
50	49				21.74	0.1493		
100	0			21.85	0.1531			
16-QAM	1			0	20.78	0.1197		
	1			49	21.41	0.1384		
	1			99	20.62	0.1153		
	50			0	21.11	0.1291		
	50			24	21.10	0.1288		
	50	49	20.81	0.1205				
100	0	20.97	0.1250					



Mode	Band Width	Channel	Frequency (MHz)	Modulation	RB Configuration		Average Power (dBm)	Average Power (Watts)
					RB Size	RB Offset		
LTE Band 4	1.4MHz	19957	1710.7	QPSK	1	0	22.31	0.1702
					1	2	22.51	0.1782
					1	5	22.21	0.1663
					3	0	22.37	0.1726
					3	1	22.43	0.1750
					3	2	22.41	0.1742
				6	0	22.29	0.1694	
				16-QAM	1	0	21.61	0.1449
					1	2	21.82	0.1521
					1	5	21.50	0.1413
					3	0	21.57	0.1435
					3	1	21.58	0.1439
		3	2		21.59	0.1442		
		20175	1732.5	QPSK	6	0	21.53	0.1422
					1	0	22.32	0.1706
					1	2	22.51	0.1782
					1	5	22.23	0.1671
					3	0	22.32	0.1706
					3	1	22.41	0.1742
				16-QAM	3	2	22.40	0.1738
					6	0	22.27	0.1687
					1	0	21.70	0.1479
					1	2	21.98	0.1578
					1	5	21.74	0.1493
					3	0	21.58	0.1439
		20393	1754.3	QPSK	3	1	21.69	0.1476
					3	2	21.71	0.1483
					6	0	21.67	0.1469
					1	0	22.05	0.1603
					1	2	22.27	0.1687
1	5				22.03	0.1596		
16-QAM	3			0	22.13	0.1633		
	3			1	22.17	0.1648		
	3			2	22.21	0.1663		
	6			0	22.11	0.1626		
	1			0	21.25	0.1334		
	1			2	21.49	0.1409		
	1	5	21.25	0.1334				
	3	0	21.22	0.1324				
	3	1	21.29	0.1346				
	3	2	21.33	0.1358				
	6	0	21.30	0.1349				



Mode	Band Width	Channel	Frequency (MHz)	Modulation	RB Configuration		Average Power (dBm)	Average Power (Watts)
					RB Size	RB Offset		
LTE Band 4	3MHz	19965	1711.5	QPSK	1	0	22.55	0.1799
					1	7	22.69	0.1858
					1	14	22.04	0.1600
					8	0	22.36	0.1722
					8	4	22.30	0.1698
					8	7	22.20	0.1660
					15	0	22.25	0.1679
				16-QAM	1	0	21.48	0.1406
					1	7	21.66	0.1466
					1	14	21.28	0.1343
					8	0	21.57	0.1435
					8	4	21.54	0.1426
					8	7	21.45	0.1396
					15	0	21.46	0.1400
		20175	1732.5	QPSK	1	0	22.29	0.1694
					1	7	22.60	0.1820
					1	14	22.24	0.1675
					8	0	22.41	0.1742
					8	4	22.47	0.1766
					8	7	22.42	0.1746
					15	0	22.33	0.1710
				16-QAM	1	0	21.63	0.1455
					1	7	21.99	0.1581
					1	14	21.66	0.1466
					8	0	21.66	0.1466
					8	4	21.69	0.1476
					8	7	21.68	0.1472
					15	0	21.62	0.1452
		20385	1753.5	QPSK	1	0	22.11	0.1626
					1	7	22.40	0.1738
1	14				22.09	0.1618		
8	0				22.19	0.1656		
8	4				22.27	0.1687		
8	7				22.14	0.1637		
15	0				22.13	0.1633		
16-QAM	1			0	21.28	0.1343		
	1			7	21.56	0.1432		
	1			14	21.24	0.1330		
	8			0	21.28	0.1343		
	8			4	21.37	0.1371		
	8			7	21.26	0.1337		
	15			0	21.21	0.1321		



Mode	Band Width	Channel	Frequency (MHz)	Modulation	RB Configuration		Average Power (dBm)	Average Power (Watts)
					RB Size	RB Offset		
LTE Band 4	5MHz	19975	1712.5	QPSK	1	0	22.38	0.1730
					1	12	22.45	0.1758
					1	24	22.01	0.1589
					12	0	22.40	0.1738
					12	6	22.38	0.1730
					12	11	22.21	0.1663
				25	0	22.26	0.1683	
				16-QAM	1	0	21.57	0.1435
					1	12	21.65	0.1462
					1	24	21.15	0.1303
					12	0	21.46	0.1400
					12	6	21.42	0.1387
		12	11		21.25	0.1334		
		20175	1732.5	QPSK	1	0	22.17	0.1648
					1	12	22.55	0.1799
					1	24	22.08	0.1614
					12	0	22.39	0.1734
					12	6	22.46	0.1762
					12	11	22.46	0.1762
				25	0	22.32	0.1706	
				16-QAM	1	0	21.57	0.1435
					1	12	22.00	0.1585
					1	24	21.49	0.1409
					12	0	21.65	0.1462
					12	6	21.74	0.1493
		12	11		21.75	0.1496		
		20375	1752.5	QPSK	1	0	22.06	0.1607
					1	12	22.37	0.1726
					1	24	22.07	0.1611
					12	0	22.25	0.1679
12	6				22.35	0.1718		
12	11				22.31	0.1702		
25	0			22.32	0.1706			
16-QAM	1			0	21.30	0.1349		
	1			12	21.64	0.1459		
	1			24	21.28	0.1343		
	12			0	21.33	0.1358		
	12			6	21.40	0.1380		
	12	11	21.31	0.1352				
25	0	21.28	0.1343					



Mode	Band Width	Channel	Frequency (MHz)	Modulation	RB Configuration		Average Power (dBm)	Average Power (Watts)
					RB Size	RB Offset		
LTE Band 4	10MHz	20000	1715.0	QPSK	1	0	22.59	0.1816
					1	24	22.11	0.1626
					1	49	22.19	0.1656
					25	0	22.17	0.1648
					25	12	22.00	0.1585
					25	24	22.03	0.1596
					50	0	22.08	0.1614
		16-QAM	1	0	21.99	0.1581		
			1	24	21.06	0.1276		
			1	49	21.78	0.1507		
			25	0	21.52	0.1419		
			25	12	21.15	0.1303		
			25	24	21.51	0.1416		
			50	0	21.48	0.1406		
	20175	1732.5	QPSK	1	0	22.38	0.1730	
				1	24	22.00	0.1585	
				1	49	22.41	0.1742	
				25	0	22.25	0.1679	
				25	12	22.03	0.1596	
				25	24	22.29	0.1694	
				50	0	22.26	0.1683	
		16-QAM	1	0	21.84	0.1528		
			1	24	21.35	0.1365		
			1	49	22.07	0.1611		
			25	0	21.66	0.1466		
			25	12	21.47	0.1403		
			25	24	21.70	0.1479		
50			0	21.70	0.1479			
20350	1750.0	QPSK	1	0	22.37	0.1726		
			1	24	22.02	0.1592		
			1	49	22.25	0.1679		
			25	0	22.23	0.1671		
			25	12	22.00	0.1585		
			25	24	22.16	0.1644		
			50	0	22.24	0.1675		
	16-QAM	1	0	21.64	0.1459			
		1	24	21.07	0.1279			
		1	49	21.60	0.1445			
		25	0	21.31	0.1352			
		25	12	21.08	0.1282			
		25	24	21.23	0.1327			
		50	0	21.30	0.1349			



Mode	Band Width	Channel	Frequency (MHz)	Modulation	RB Configuration		Average Power (dBm)	Average Power (Watts)
					RB Size	RB Offset		
LTE Band 4	15MHz	20025	1717.5	QPSK	1	0	22.30	0.1698
					1	37	22.45	0.1758
					1	74	22.02	0.1592
					36	0	22.24	0.1675
					36	18	22.35	0.1718
					36	37	22.27	0.1687
					75	0	22.25	0.1679
		16-QAM	1	0	21.41	0.1384		
			1	37	21.74	0.1493		
			1	74	21.38	0.1374		
			36	0	21.34	0.1361		
			36	18	21.50	0.1413		
			36	37	21.46	0.1400		
			75	0	21.47	0.1403		
	20175	1732.5	QPSK	1	0	22.15	0.1641	
				1	37	22.64	0.1837	
				1	74	22.02	0.1592	
				36	0	22.47	0.1766	
				36	18	22.63	0.1832	
				36	37	22.63	0.1832	
				75	0	22.59	0.1816	
		16-QAM	1	0	21.64	0.1459		
			1	37	22.23	0.1671		
			1	74	21.72	0.1486		
			36	0	21.83	0.1524		
			36	18	21.95	0.1567		
			36	37	21.80	0.1514		
75			0	21.87	0.1538			
20325	1747.5	QPSK	1	0	22.58	0.1811		
			1	37	22.44	0.1754		
			1	74	22.00	0.1585		
			36	0	22.57	0.1807		
			36	18	22.52	0.1786		
			36	37	22.30	0.1698		
			75	0	22.52	0.1786		
	16-QAM	1	0	21.89	0.1545			
		1	37	21.76	0.1500			
		1	74	21.22	0.1324			
		36	0	21.69	0.1476			
		36	18	21.56	0.1432			
		36	37	21.33	0.1358			
		75	0	21.57	0.1435			



Mode	Band Width	Channel	Frequency (MHz)	Modulation	RB Configuration		Average Power (dBm)	Average Power (Watts)
					RB Size	RB Offset		
LTE Band 4	20MHz	20050	1720.0	QPSK	1	0	22.12	0.1629
					1	49	22.66	0.1845
					1	99	22.03	0.1596
					50	0	22.47	0.1766
					50	24	22.65	0.1841
					50	49	22.65	0.1841
				100	0	22.54	0.1795	
				16-QAM	1	0	21.38	0.1374
					1	49	21.85	0.1531
					1	99	21.50	0.1413
					50	0	21.33	0.1358
					50	24	21.53	0.1422
		50	49		21.52	0.1419		
		20175	1732.5	QPSK	1	0	22.52	0.1786
					1	49	22.83	0.1919
					1	99	22.23	0.1671
					50	0	22.58	0.1811
					50	24	22.74	0.1879
					50	49	22.54	0.1795
				100	0	22.54	0.1795	
				16-QAM	1	0	21.85	0.1531
					1	49	22.01	0.1589
					1	99	21.80	0.1514
					50	0	21.52	0.1419
					50	24	21.79	0.1510
		50	49		21.76	0.1500		
		20300	1745.0	QPSK	1	0	22.05	0.1603
					1	49	22.60	0.1820
					1	99	22.01	0.1589
					50	0	22.59	0.1816
50	24				22.57	0.1807		
50	49				22.15	0.1641		
100	0			22.51	0.1782			
16-QAM	1			0	21.46	0.1400		
	1			49	21.80	0.1514		
	1			99	21.35	0.1365		
	50			0	21.74	0.1493		
	50			24	21.59	0.1442		
	50	49	21.30	0.1349				
100	0	21.53	0.1422					



Mode	Band Width	Channel	Frequency (MHz)	Modulation	RB Configuration		Average Power (dBm)	Average Power (Watts)
					RB Size	RB Offset		
LTE Band 7	5MHz	20815	2506.5	QPSK	1	0	22.39	0.1734
					1	12	22.96	0.1977
					1	24	22.56	0.1803
					12	0	22.62	0.1828
					12	6	22.80	0.1905
					12	11	22.75	0.1884
					25	0	22.59	0.1816
		16-QAM	1	0	21.59	0.1442		
			1	12	21.97	0.1574		
			1	24	21.59	0.1442		
			12	0	21.67	0.1469		
			12	6	21.88	0.1542		
			12	11	21.84	0.1528		
			25	0	21.65	0.1462		
	21095	2534.5	QPSK	1	0	22.37	0.1726	
				1	12	22.56	0.1803	
				1	24	22.14	0.1637	
				12	0	22.38	0.1730	
				12	6	22.44	0.1754	
				12	11	22.37	0.1726	
				25	0	22.37	0.1726	
		16-QAM	1	0	21.48	0.1406		
			1	12	21.82	0.1521		
			1	24	21.42	0.1387		
			12	0	21.49	0.1409		
			12	6	21.56	0.1432		
			12	11	21.51	0.1416		
25			0	21.44	0.1393			
21425	2567.5	QPSK	1	0	22.56	0.1803		
			1	12	22.75	0.1884		
			1	24	22.10	0.1622		
			12	0	22.45	0.1758		
			12	6	22.45	0.1758		
			12	11	22.36	0.1722		
			25	0	22.31	0.1702		
	16-QAM	1	0	21.85	0.1531			
		1	12	22.24	0.1675			
		1	24	21.73	0.1489			
		12	0	21.90	0.1549			
		12	6	21.97	0.1574			
		12	11	21.84	0.1528			
		25	0	21.83	0.1524			



Mode	Band Width	Channel	Frequency (MHz)	Modulation	RB Configuration		Average Power (dBm)	Average Power (Watts)
					RB Size	RB Offset		
LTE Band 7	10MHz	20840	2509.0	QPSK	1	0	22.65	0.1841
					1	24	22.20	0.1660
					1	49	22.57	0.1807
					25	0	22.55	0.1799
					25	12	22.27	0.1687
					25	24	22.45	0.1758
		50	0	22.49	0.1774			
		1	0	21.46	0.1400			
		1	24	21.10	0.1288			
		1	49	21.57	0.1435			
		25	0	21.44	0.1393			
		25	12	21.15	0.1303			
		25	24	21.34	0.1361			
		50	0	21.35	0.1365			
		1	0	22.64	0.1837			
		1	24	22.07	0.1611			
		1	49	22.39	0.1734			
		25	0	22.31	0.1702			
	25	12	22.07	0.1611				
	25	24	22.17	0.1648				
	50	0	22.00	0.1585				
	1	0	21.66	0.1466				
	1	24	21.29	0.1346				
	1	49	21.72	0.1486				
	25	0	21.49	0.1409				
	25	12	21.17	0.1309				
	25	24	21.40	0.1380				
50	0	21.35	0.1365					
1	0	22.64	0.1837					
1	24	22.11	0.1626					
1	49	22.10	0.1622					
25	0	22.33	0.1710					
25	12	22.02	0.1592					
25	24	22.03	0.1596					
50	0	22.15	0.1641					
1	0	21.82	0.1521					
1	24	21.34	0.1361					
1	49	21.57	0.1435					
25	0	21.58	0.1439					
25	12	21.23	0.1327					
25	24	21.40	0.1380					
50	0	21.46	0.1400					



Mode	Band Width	Channel	Frequency (MHz)	Modulation	RB Configuration		Average Power (dBm)	Average Power (Watts)
					RB Size	RB Offset		
LTE Band 7	15MHz	20865	2511.5	QPSK	1	0	22.32	0.1706
					1	37	23.02	0.2004
					1	74	22.35	0.1718
					36	0	22.72	0.1871
					36	18	22.82	0.1914
					36	37	22.56	0.1803
					75	0	22.58	0.1811
		16-QAM	1	0	21.58	0.1439		
			1	37	22.13	0.1633		
			1	74	21.48	0.1406		
			36	0	21.68	0.1472		
			36	18	21.80	0.1514		
			36	37	21.59	0.1442		
			75	0	21.58	0.1439		
	21045	2529.5	QPSK	1	0	22.28	0.1690	
				1	37	22.66	0.1845	
				1	74	22.03	0.1596	
				36	0	22.48	0.1770	
				36	18	22.56	0.1803	
				36	37	22.42	0.1746	
				75	0	22.34	0.1714	
		16-QAM	1	0	21.21	0.1321		
			1	37	21.96	0.1570		
			1	74	21.36	0.1368		
			36	0	21.53	0.1422		
			36	18	21.58	0.1439		
			36	37	21.42	0.1387		
75			0	21.36	0.1368			
21375	2562.5	QPSK	1	0	22.10	0.1622		
			1	37	22.54	0.1795		
			1	74	22.01	0.1589		
			36	0	22.48	0.1770		
			36	18	22.48	0.1770		
			36	37	22.17	0.1648		
			75	0	22.33	0.1710		
	16-QAM	1	0	21.57	0.1435			
		1	37	21.91	0.1552			
		1	74	21.21	0.1321			
		36	0	21.65	0.1462			
		36	18	21.67	0.1469			
		36	37	21.51	0.1416			
		75	0	21.59	0.1442			



Mode	Band Width	Channel	Frequency (MHz)	Modulation	RB Configuration		Average Power (dBm)	Average Power (Watts)
					RB Size	RB Offset		
LTE Band 7	20MHz	20890	2514.0	QPSK	1	0	22.62	0.1828
					1	49	23.14	0.2061
					1	99	22.56	0.1803
					50	0	22.91	0.1954
					50	24	22.97	0.1982
					50	49	22.98	0.1986
		100	0	22.85	0.1928			
		16-QAM	1	0	21.57	0.1435		
			1	49	22.08	0.1614		
			1	99	21.66	0.1466		
			50	0	21.77	0.1503		
			50	24	21.88	0.1542		
	50		49	21.77	0.1503			
	100	0	21.78	0.1507				
	21020	2527.0	QPSK	1	0	22.05	0.1603	
				1	49	22.63	0.1832	
				1	99	22.05	0.1603	
				50	0	22.50	0.1778	
				50	24	22.59	0.1816	
				50	49	22.39	0.1734	
		100	0	22.34	0.1714			
		16-QAM	1	0	21.15	0.1303		
			1	49	22.30	0.1698		
			1	99	21.46	0.1400		
50			0	21.54	0.1426			
50			24	21.91	0.1552			
50	49		21.68	0.1472				
100	0	21.71	0.1483					



Mode	Band Width	Channel	Frequency (MHz)	Modulation	RB Configuration		Average Power (dBm)	Average Power (Watts)
					RB Size	RB Offset		
LTE Band 13	5MHz	23205	779.5	QPSK	1	0	22.97	0.1982
					1	12	22.99	0.1991
					1	24	22.80	0.1905
					12	0	22.94	0.1968
					12	6	22.95	0.1972
					12	11	22.91	0.1954
				25	0	22.97	0.1982	
				16-QAM	1	0	22.28	0.1690
					1	12	22.55	0.1799
					1	24	22.20	0.1660
					12	0	22.44	0.1754
					12	6	22.23	0.1671
		12	11		22.08	0.1614		
		23230	782.0	QPSK	25	0	22.12	0.1629
					1	0	22.72	0.1871
					1	12	22.67	0.1849
					1	24	22.31	0.1702
					12	0	22.62	0.1828
					12	6	22.45	0.1758
				16-QAM	12	11	22.45	0.1758
					25	0	22.57	0.1807
					1	0	22.10	0.1622
					1	12	22.07	0.1611
					1	24	22.03	0.1596
					12	0	22.09	0.1618
		23255	784.5	QPSK	12	6	21.98	0.1578
					12	11	21.97	0.1574
					25	0	21.62	0.1452
					1	0	22.65	0.1841
					1	12	22.75	0.1884
1	24				22.77	0.1892		
16-QAM	12			0	22.56	0.1803		
	12			6	22.58	0.1811		
	12			11	22.70	0.1862		
	25			0	22.52	0.1786		
	1			0	21.86	0.1535		
	1			12	22.14	0.1637		
1	24	22.30	0.1698					
12	0	22.04	0.1600					
12	6	21.96	0.1570					
12	11	22.20	0.1660					
25	0	21.95	0.1567					



Mode	Band Width	Channel	Frequency (MHz)	Modulation	RB Configuration		Average Power (dBm)	Average Power (Watts)
					RB Size	RB Offset		
LTE Band 13	10MHz	23230	782.0	QPSK	1	0	22.98	0.1986
					1	24	22.64	0.1837
					1	49	23.12	0.2051
					25	0	22.98	0.1986
					25	12	22.62	0.1828
					25	24	22.70	0.1862
					50	0	22.76	0.1888
				16-QAM	1	0	22.51	0.1782
					1	24	21.65	0.1462
					1	49	22.73	0.1875
					25	0	21.97	0.1574
					25	12	21.64	0.1459
					25	24	21.73	0.1489
					50	0	21.82	0.1521



Mode	Band Width	Channel	Frequency (MHz)	Modulation	RB Configuration		Average Power (dBm)	Average Power (Watts)
					RB Size	RB Offset		
LTE Band 17	5MHz	23755	706.5	QPSK	1	0	22.91	0.1954
					1	12	23.30	0.2138
					1	24	22.80	0.1905
					12	0	23.15	0.2065
					12	6	23.28	0.2128
					12	11	23.20	0.2089
					25	0	23.12	0.2051
				16-QAM	1	0	22.21	0.1663
					1	12	22.63	0.1832
					1	24	22.15	0.1641
					12	0	22.22	0.1667
					12	6	22.31	0.1702
					12	11	22.23	0.1671
					25	0	22.25	0.1679
		23790	710.0	QPSK	1	0	22.78	0.1897
					1	12	23.22	0.2099
					1	24	22.79	0.1901
					12	0	22.98	0.1986
					12	6	23.20	0.2089
					12	11	23.18	0.2080
					25	0	23.12	0.2051
				16-QAM	1	0	21.92	0.1556
					1	12	22.57	0.1807
					1	24	22.23	0.1671
					12	0	22.14	0.1637
					12	6	22.33	0.1710
					12	11	22.31	0.1702
					25	0	22.26	0.1683
		23825	713.5	QPSK	1	0	22.77	0.1892
					1	12	23.27	0.2123
1	24				23.23	0.2104		
12	0				23.02	0.2004		
12	6				23.15	0.2065		
12	11				23.20	0.2089		
25	0				23.09	0.2037		
16-QAM	1			0	22.04	0.1600		
	1			12	22.69	0.1858		
	1			24	22.49	0.1774		
	12			0	22.17	0.1648		
	12			6	22.40	0.1738		
	12			11	22.64	0.1837		
	25			0	22.49	0.1774		



Mode	Band Width	Channel	Frequency (MHz)	Modulation	RB Configuration		Average Power (dBm)	Average Power (Watts)
					RB Size	RB Offset		
LTE Band 17	10MHz	23780	709.0	QPSK	1	0	23.00	0.1995
					1	24	22.36	0.1722
					1	49	23.05	0.2018
					25	0	22.97	0.1982
					25	12	22.69	0.1858
					25	24	23.04	0.2014
					50	0	22.95	0.1972
		16-QAM	1	0	22.29	0.1694		
			1	24	21.75	0.1496		
			1	49	22.54	0.1795		
			25	0	22.04	0.1600		
			25	12	21.80	0.1514		
			25	24	22.16	0.1644		
			50	0	22.08	0.1614		
	23790	710.0	QPSK	1	0	23.02	0.2004	
				1	24	22.49	0.1774	
				1	49	23.16	0.2070	
				25	0	23.02	0.2004	
				25	12	22.87	0.1936	
				25	24	23.02	0.2004	
				50	0	23.04	0.2014	
		16-QAM	1	0	22.30	0.1698		
			1	24	21.86	0.1535		
			1	49	22.76	0.1888		
			25	0	22.01	0.1589		
			25	12	21.85	0.1531		
			25	24	22.10	0.1622		
50			0	22.21	0.1663			
23800	711.0	QPSK	1	0	23.10	0.2042		
			1	24	22.69	0.1858		
			1	49	23.32	0.2148		
			25	0	23.02	0.2004		
			25	12	22.80	0.1905		
			25	24	23.27	0.2123		
			50	0	23.20	0.2089		
	16-QAM	1	0	22.38	0.1730			
		1	24	21.83	0.1524			
		1	49	22.78	0.1897			
		25	0	22.08	0.1614			
		25	12	21.85	0.1531			
		25	24	22.30	0.1698			
		50	0	22.27	0.1687			

Note: maximum average power for LTE.

3.2 Peak-to-Average Ratio

3.2.1 Description of the PAR Measurement

Power Complementary Cumulative Distribution Function (CCDF) curves provide a means for characterizing the power peaks of a digitally modulated signal on a statistical basis. A CCDF curve depicts the probability of the peak signal amplitude exceeding the average power level. Most contemporary measurement instrumentation include the capability to produce CCDF curves for an input signal provided that the instrument's resolution bandwidth can be set wide enough to accommodate the entire input signal bandwidth. In measuring transmissions in this band using an average power technique, the peak-to-average ratio (PAR) of the transmission may not exceed 13 dB.

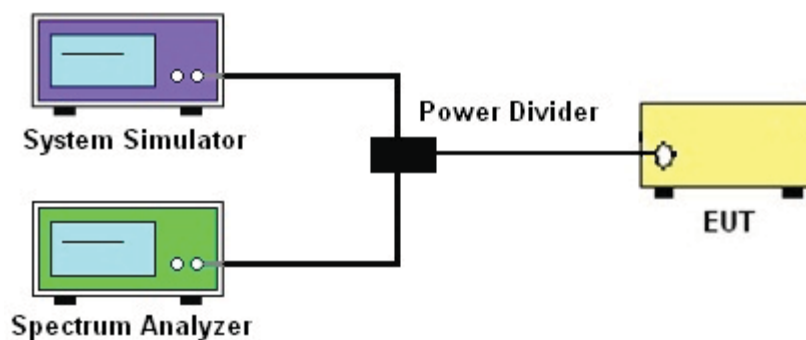
3.2.2 Measuring Instruments

See list of measuring instruments of this test report.

3.2.3 Test Procedures

1. The EUT was connected to Spectrum Analyzer and Base Station via power divider.
2. For LTE operating modes:
 - a. Set the CCDF (Complementary Cumulative Distribution Function) option in spectrum analyzer.
 - b. The highest RF powers were measured and recorded the maximum PAPR level associated with a probability of 0.1 %.
3. Record the deviation as Peak to Average Ratio.

3.2.4 Test Setup



3.2.5 Test Result of Peak-to-Average Ratio

Modes	LTE Band 5			
BW / Mod.	1.4MHz / QPSK	1.4MHz / 16QAM	3MHz / QPSK	3MHz / 16QAM
Peak-to-Average Ratio (dB)	5.10	5.74	5.45	6.06
BW / Mod.	5MHz / QPSK	5MHz / 16QAM	10MHz / QPSK	10MHz / 16QAM
Peak-to-Average Ratio (dB)	5.35	5.83	5.71	6.03

Modes	LTE Band 2			
BW / Mod.	1.4MHz / QPSK	1.4MHz / 16QAM	3MHz / QPSK	3MHz / 16QAM
Peak-to-Average Ratio (dB)	5.06	5.45	5.48	5.96
BW / Mod.	5MHz / QPSK	5MHz / 16QAM	10MHz / QPSK	10MHz / 16QAM
Peak-to-Average Ratio (dB)	5.32	5.74	5.51	5.87
BW / Mod.	15MHz / QPSK	15MHz / 16QAM	20MHz / QPSK	20MHz / 16QAM
Peak-to-Average Ratio (dB)	5.19	5.58	5.32	5.80

Modes	LTE Band 4			
BW / Mod.	1.4MHz / QPSK	1.4MHz / 16QAM	3MHz / QPSK	3MHz / 16QAM
Peak-to-Average Ratio (dB)	4.87	4.58	5.22	5.32
BW / Mod.	5MHz / QPSK	5MHz / 16QAM	10MHz / QPSK	10MHz / 16QAM
Peak-to-Average Ratio (dB)	4.81	4.74	5.32	5.51
BW / Mod.	15MHz / QPSK	15MHz / 16QAM	20MHz / QPSK	20MHz / 16QAM
Peak-to-Average Ratio (dB)	4.90	5.10	5.06	5.32



Modes	LTE Band 7			
BW / Mod.	5MHz / QPSK	5MHz / 16QAM	10MHz / QPSK	10MHz / 16QAM
Peak-to-Average Ratio (dB)	5.10	5.71	5.54	5.96
BW / Mod.	15MHz / QPSK	15MHz / 16QAM	20MHz / QPSK	20MHz / 16QAM
Peak-to-Average Ratio (dB)	5.10	5.80	5.42	6.03

Modes	LTE Band 13			
BW / Mod.	5MHz / QPSK	5MHz / 16QAM	10MHz / QPSK	10MHz / 16QAM
Peak-to-Average Ratio (dB)	5.19	5.74	5.54	6.09

Modes	LTE Band 17			
BW / Mod.	5MHz / QPSK	5MHz / 16QAM	10MHz / QPSK	10MHz / 16QAM
Peak-to-Average Ratio (dB)	5.48	5.93	5.67	6.09

Note:

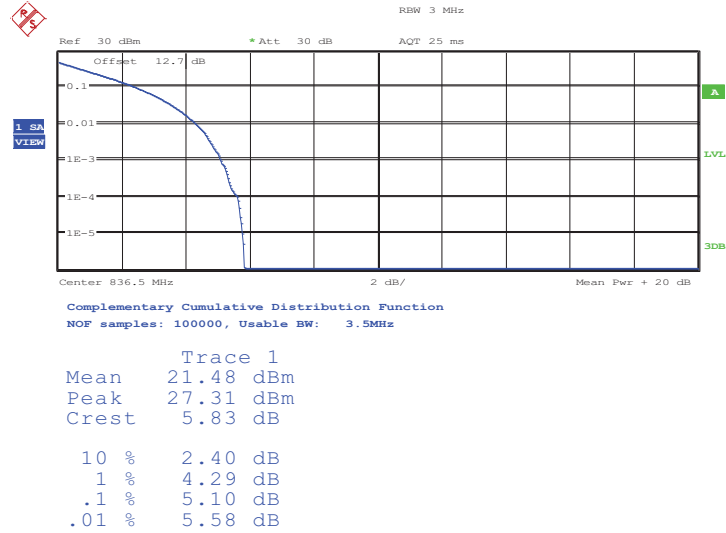
The maximum RB configurations of the PAPR summary as below:

- BW1.4M RB setting : RB Size 6, RB offset 0
- BW3.0M RB setting : RB Size 15, RB offset 0
- BW5.0M RB setting : RB Size 25, RB offset 0
- BW10M RB setting : RB Size 50, RB offset 0
- BW15M RB setting : RB Size 75, RB offset 0
- BW20M RB setting : RB Size 100, RB offset 0



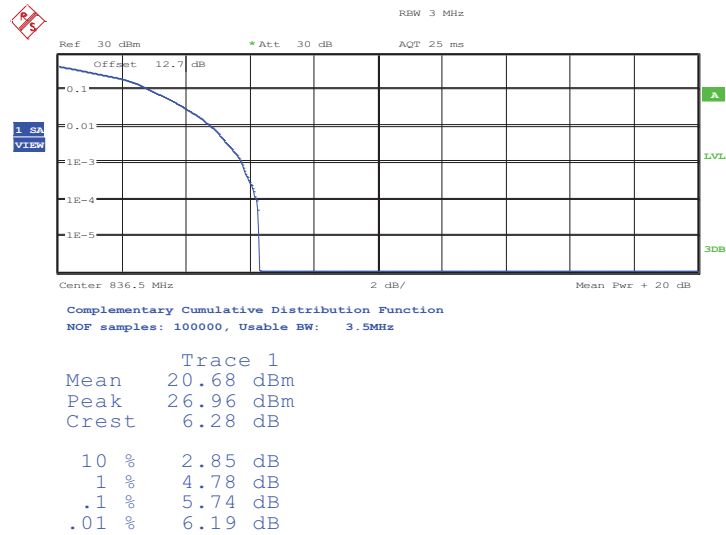
3.2.6 Peak to Average Power Ratio

Peak-to-Average Ratio on LTE Band 5 1.4MHz / QPSK



Date: 17.JUN.2013 14:09:54

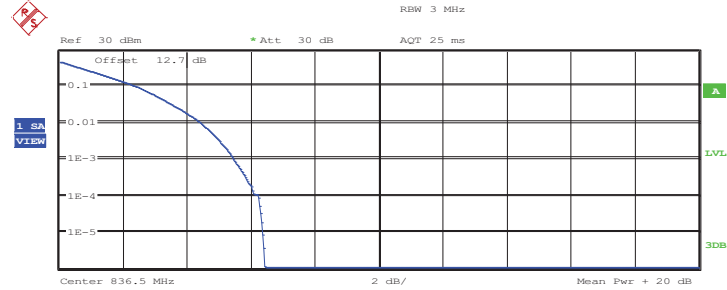
Peak-to-Average Ratio on LTE Band 5 1.4MHz / 16QAM



Date: 17.JUN.2013 14:09:22



Peak-to-Average Ratio on LTE Band 5 3MHz / QPSK

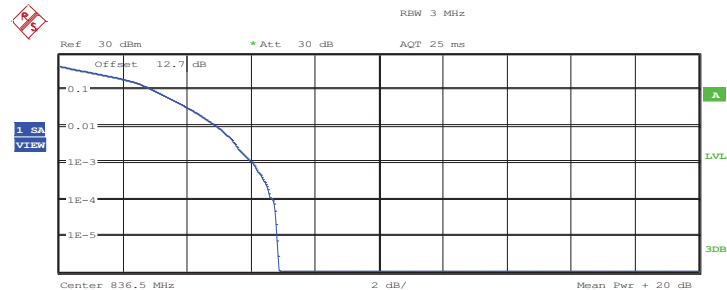


Complementary Cumulative Distribution Function
NOF samples: 100000, Usable BW: 3.5MHz

Trace 1	
Mean	21.45 dBm
Peak	27.87 dBm
Crest	6.42 dB
10 %	2.40 dB
1 %	4.39 dB
.1 %	5.45 dB
.01 %	6.22 dB

Date: 17.JUN.2013 14:11:11

Peak-to-Average Ratio on LTE Band 5 3MHz / 16QAM



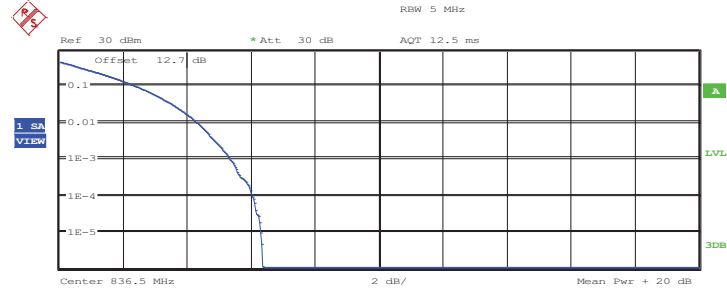
Complementary Cumulative Distribution Function
NOF samples: 100000, Usable BW: 3.5MHz

Trace 1	
Mean	20.80 dBm
Peak	27.66 dBm
Crest	6.87 dB
10 %	2.92 dB
1 %	4.94 dB
.1 %	6.06 dB
.01 %	6.70 dB

Date: 17.JUN.2013 14:11:47



Peak-to-Average Ratio on LTE Band 5 5MHz / QPSK

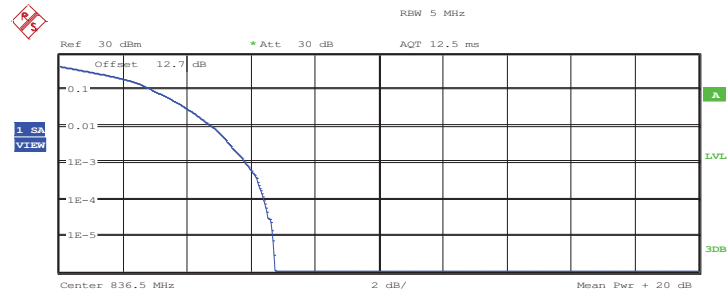


Complementary Cumulative Distribution Function
 NOF samples: 100000, Usable BW: 7.1MHz

Trace 1	
Mean	21.51 dBm
Peak	27.87 dBm
Crest	6.37 dB
10 %	2.40 dB
1 %	4.29 dB
.1 %	5.35 dB
.01 %	6.03 dB

Date: 17.JUN.2013 14:14:12

Peak-to-Average Ratio on LTE Band 5 5MHz / 16QAM



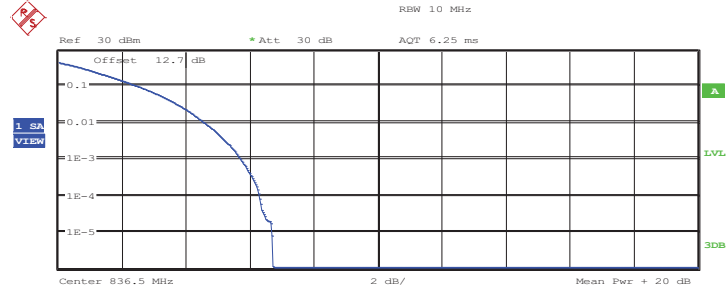
Complementary Cumulative Distribution Function
 NOF samples: 100000, Usable BW: 7.1MHz

Trace 1	
Mean	20.78 dBm
Peak	27.52 dBm
Crest	6.74 dB
10 %	2.92 dB
1 %	4.78 dB
.1 %	5.83 dB
.01 %	6.41 dB

Date: 17.JUN.2013 14:13:46



Peak-to-Average Ratio on LTE Band 5 10MHz / QPSK

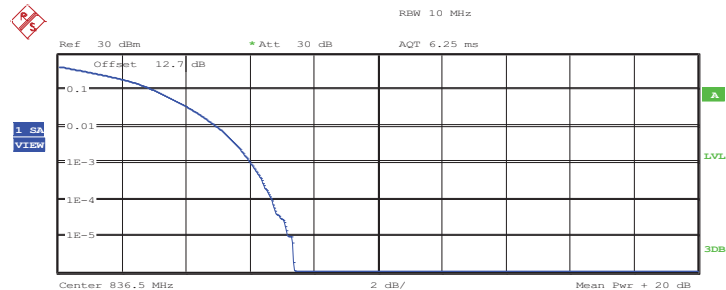


Complementary Cumulative Distribution Function
 NOF samples: 100000, Usable BW: 11.2MHz

Trace 1	
Mean	21.16 dBm
Peak	27.87 dBm
Crest	6.72 dB
10 %	2.50 dB
1 %	4.55 dB
.1 %	5.71 dB
.01 %	6.28 dB

Date: 17.JUN.2013 14:15:20

Peak-to-Average Ratio on LTE Band 5 10MHz / 16QAM



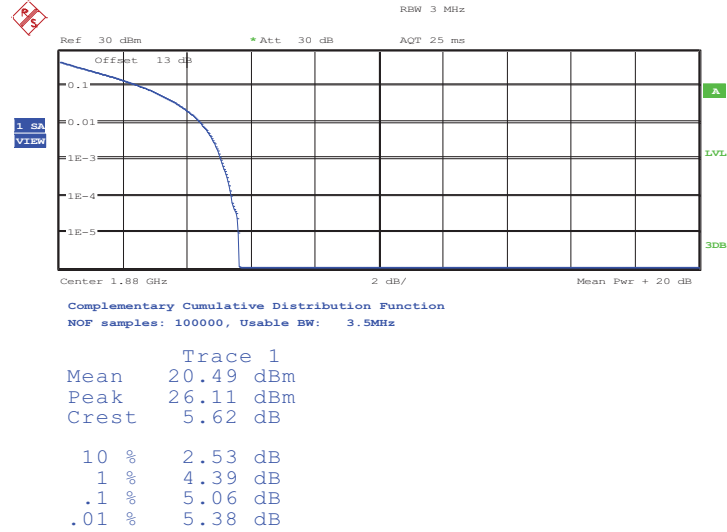
Complementary Cumulative Distribution Function
 NOF samples: 100000, Usable BW: 11.2MHz

Trace 1	
Mean	20.64 dBm
Peak	28.01 dBm
Crest	7.37 dB
10 %	2.98 dB
1 %	4.94 dB
.1 %	6.03 dB
.01 %	6.67 dB

Date: 17.JUN.2013 14:15:49

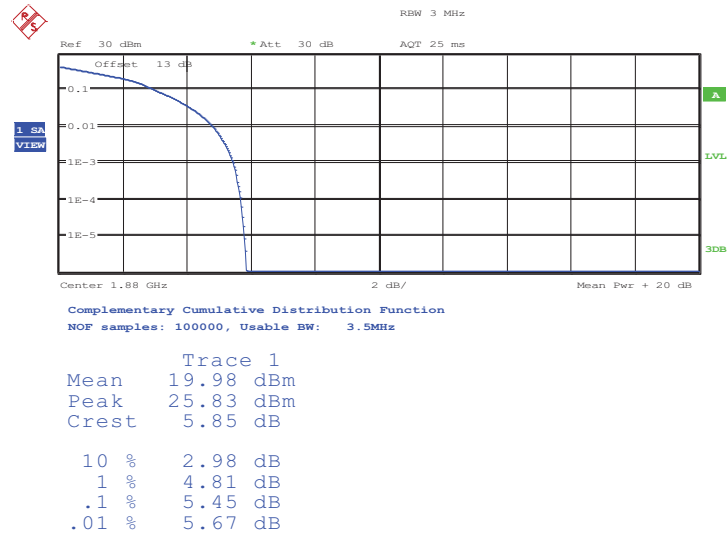


Peak-to-Average Ratio on LTE Band 2 1.4MHz / QPSK



Date: 15.JUN.2013 04:40:56

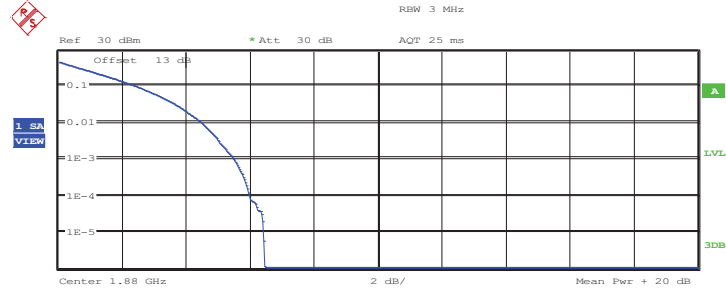
Peak-to-Average Ratio on LTE Band 2 1.4MHz / 16QAM



Date: 15.JUN.2013 04:41:34



Peak-to-Average Ratio on LTE Band 2 3MHz / QPSK

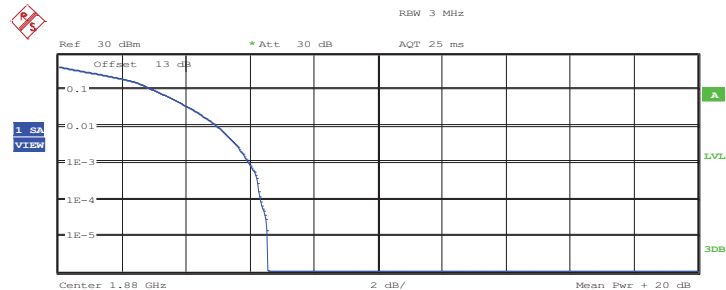


Complementary Cumulative Distribution Function
 NOF samples: 100000, Usable BW: 3.5MHz

Trace 1	
Mean	20.44 dBm
Peak	26.89 dBm
Crest	6.45 dB
10 %	2.44 dB
1 %	4.46 dB
.1 %	5.48 dB
.01 %	5.99 dB

Date: 15.JUN.2013 04:42:14

Peak-to-Average Ratio on LTE Band 2 3MHz / 16QAM



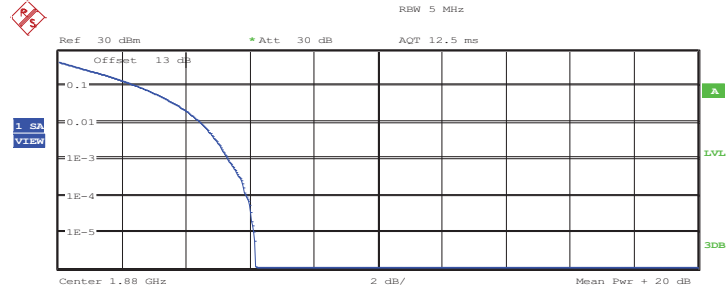
Complementary Cumulative Distribution Function
 NOF samples: 100000, Usable BW: 3.5MHz

Trace 1	
Mean	19.97 dBm
Peak	26.53 dBm
Crest	6.56 dB
10 %	2.98 dB
1 %	4.97 dB
.1 %	5.96 dB
.01 %	6.31 dB

Date: 15.JUN.2013 04:42:33



Peak-to-Average Ratio on LTE Band 2 5MHz / QPSK

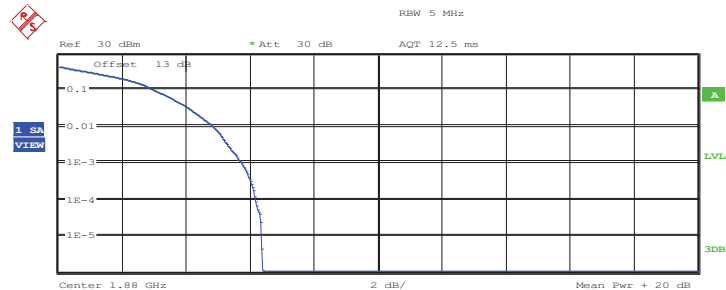


Complementary Cumulative Distribution Function
 NOF samples: 100000, Usable BW: 7.1MHz

Trace 1	
Mean	20.49 dBm
Peak	26.67 dBm
Crest	6.18 dB
10 %	2.50 dB
1 %	4.42 dB
.1 %	5.32 dB
.01 %	5.87 dB

Date: 15.JUN.2013 04:47:05

Peak-to-Average Ratio on LTE Band 2 5MHz / 16QAM



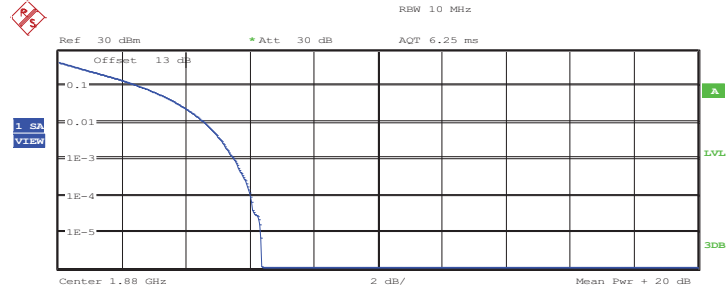
Complementary Cumulative Distribution Function
 NOF samples: 100000, Usable BW: 7.1MHz

Trace 1	
Mean	20.02 dBm
Peak	26.39 dBm
Crest	6.38 dB
10 %	3.01 dB
1 %	4.81 dB
.1 %	5.74 dB
.01 %	6.19 dB

Date: 15.JUN.2013 04:47:21



Peak-to-Average Ratio on LTE Band 2 10MHz / QPSK

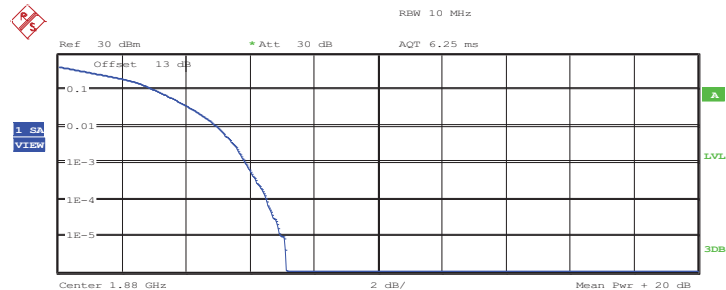


Complementary Cumulative Distribution Function
 NOF samples: 100000, Usable BW: 11.2MHz

Trace 1	
Mean	20.55 dBm
Peak	26.91 dBm
Crest	6.36 dB
10 %	2.53 dB
1 %	4.58 dB
.1 %	5.51 dB
.01 %	6.03 dB

Date: 15.JUN.2013 04:45:58

Peak-to-Average Ratio on LTE Band 2 10MHz / 16QAM



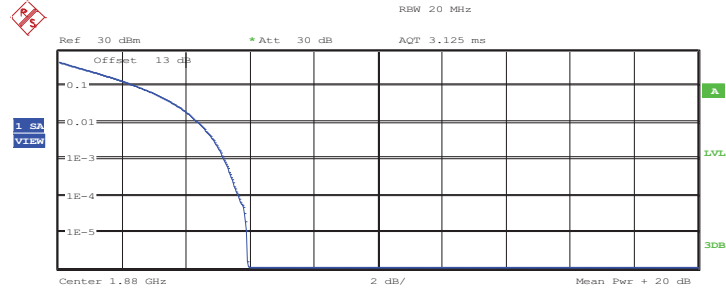
Complementary Cumulative Distribution Function
 NOF samples: 100000, Usable BW: 11.2MHz

Trace 1	
Mean	19.99 dBm
Peak	27.12 dBm
Crest	7.13 dB
10 %	3.01 dB
1 %	4.94 dB
.1 %	5.87 dB
.01 %	6.51 dB

Date: 15.JUN.2013 04:46:11



Peak-to-Average Ratio on LTE Band 2 15MHz / QPSK

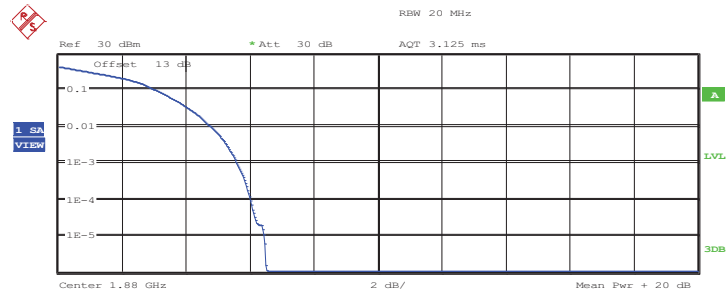


Complementary Cumulative Distribution Function
 NOF samples: 100000, Usable BW: 23.7MHz

Trace 1	
Mean	20.83 dBm
Peak	26.75 dBm
Crest	5.93 dB
10 %	2.47 dB
1 %	4.36 dB
.1 %	5.19 dB
.01 %	5.64 dB

Date: 15.JUN.2013 04:48:35

Peak-to-Average Ratio on LTE Band 2 15MHz / 16QAM



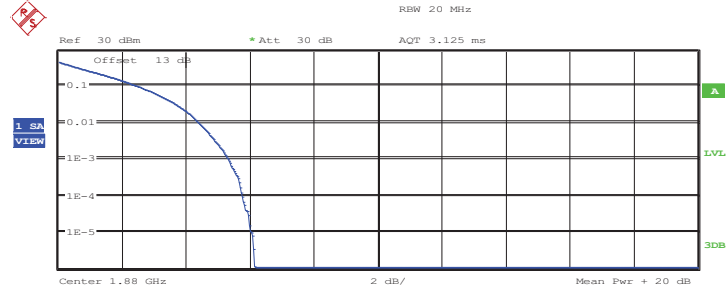
Complementary Cumulative Distribution Function
 NOF samples: 100000, Usable BW: 23.7MHz

Trace 1	
Mean	20.18 dBm
Peak	26.68 dBm
Crest	6.51 dB
10 %	3.04 dB
1 %	4.74 dB
.1 %	5.58 dB
.01 %	6.03 dB

Date: 15.JUN.2013 04:48:47



Peak-to-Average Ratio on LTE Band 2 20MHz / QPSK

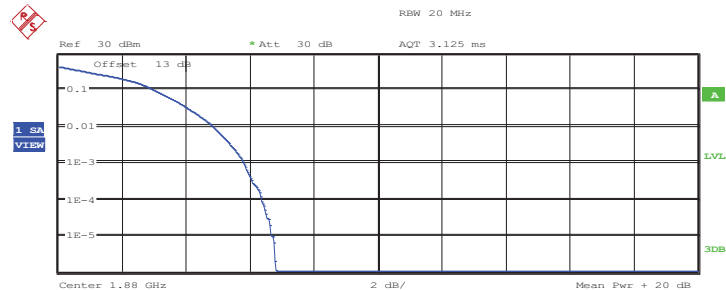


Complementary Cumulative Distribution Function
 NOF samples: 100000, Usable BW: 23.7MHz

Trace 1	
Mean	20.76 dBm
Peak	26.89 dBm
Crest	6.14 dB
10 %	2.50 dB
1 %	4.39 dB
.1 %	5.32 dB
.01 %	5.77 dB

Date: 15.JUN.2013 04:49:16

Peak-to-Average Ratio on LTE Band 2 20MHz / 16QAM



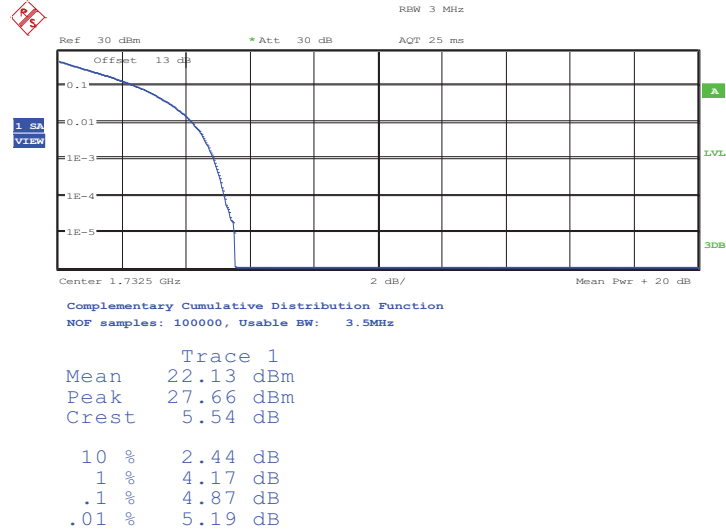
Complementary Cumulative Distribution Function
 NOF samples: 100000, Usable BW: 23.7MHz

Trace 1	
Mean	20.17 dBm
Peak	26.97 dBm
Crest	6.80 dB
10 %	3.01 dB
1 %	4.81 dB
.1 %	5.80 dB
.01 %	6.38 dB

Date: 15.JUN.2013 04:49:32

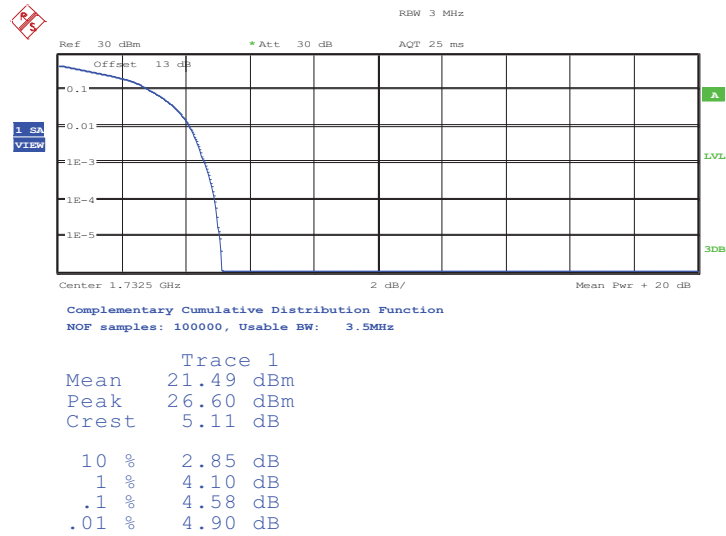


Peak-to-Average Ratio on LTE Band 4 1.4MHz / QPSK



Date: 16.JUN.2013 12:53:59

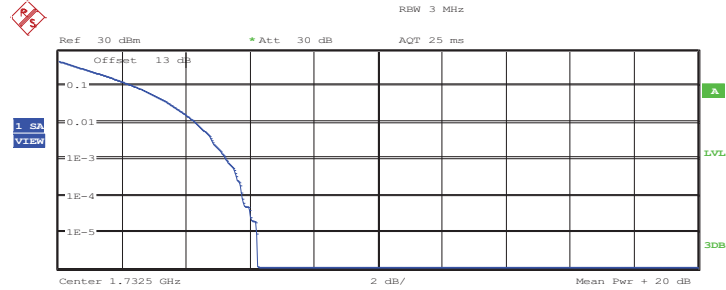
Peak-to-Average Ratio on LTE Band 4 1.4MHz / 16QAM



Date: 16.JUN.2013 12:54:20



Peak-to-Average Ratio on LTE Band 4 3MHz / QPSK

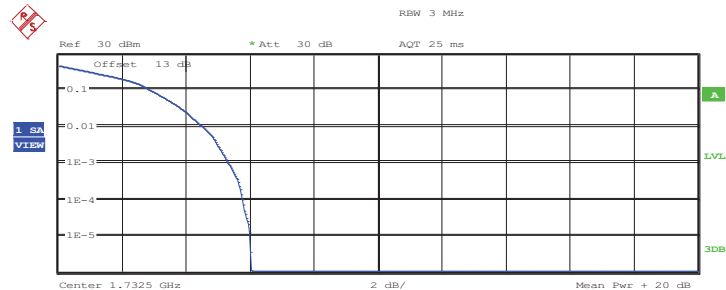


Complementary Cumulative Distribution Function
 NOF samples: 100000, Usable BW: 3.5MHz

Trace 1	
Mean	22.34 dBm
Peak	28.58 dBm
Crest	6.24 dB
10 %	2.37 dB
1 %	4.29 dB
.1 %	5.22 dB
.01 %	5.77 dB

Date: 16.JUN.2013 12:53:40

Peak-to-Average Ratio on LTE Band 4 3MHz / 16QAM



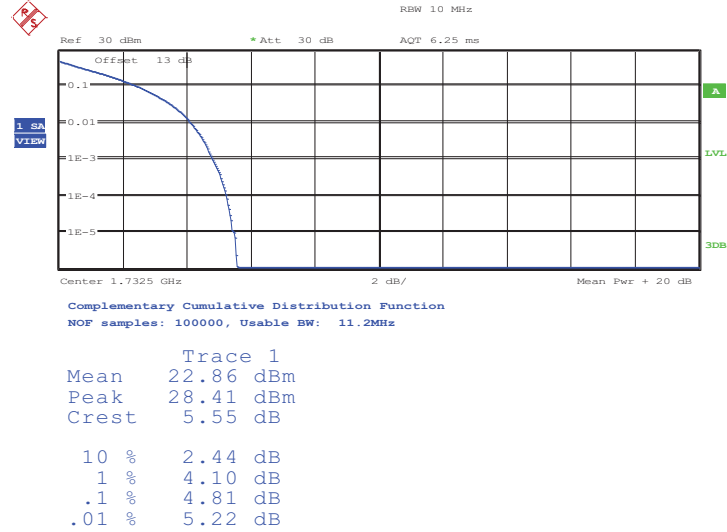
Complementary Cumulative Distribution Function
 NOF samples: 100000, Usable BW: 3.5MHz

Trace 1	
Mean	21.71 dBm
Peak	27.73 dBm
Crest	6.03 dB
10 %	2.88 dB
1 %	4.49 dB
.1 %	5.32 dB
.01 %	5.77 dB

Date: 16.JUN.2013 12:53:28

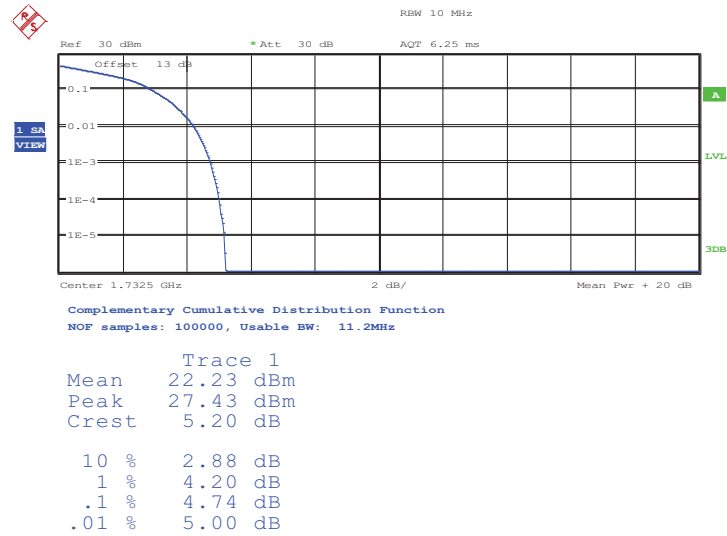


Peak-to-Average Ratio on LTE Band 4 5MHz / QPSK



Date: 16.JUN.2013 12:52:05

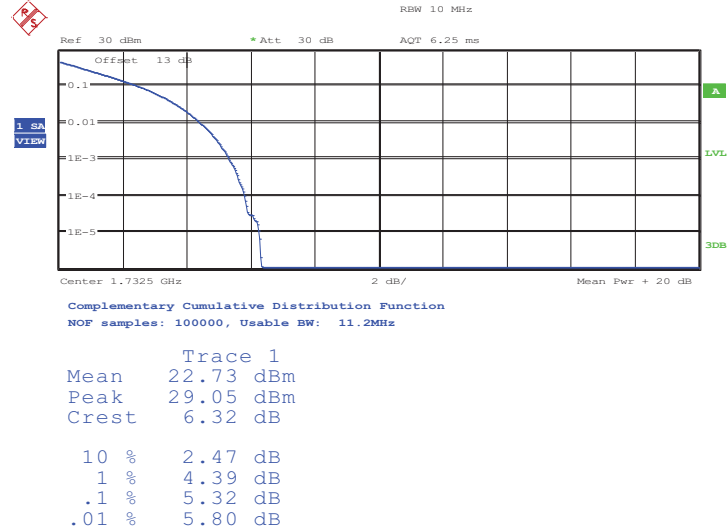
Peak-to-Average Ratio on LTE Band 4 5MHz / 16QAM



Date: 16.JUN.2013 12:52:54

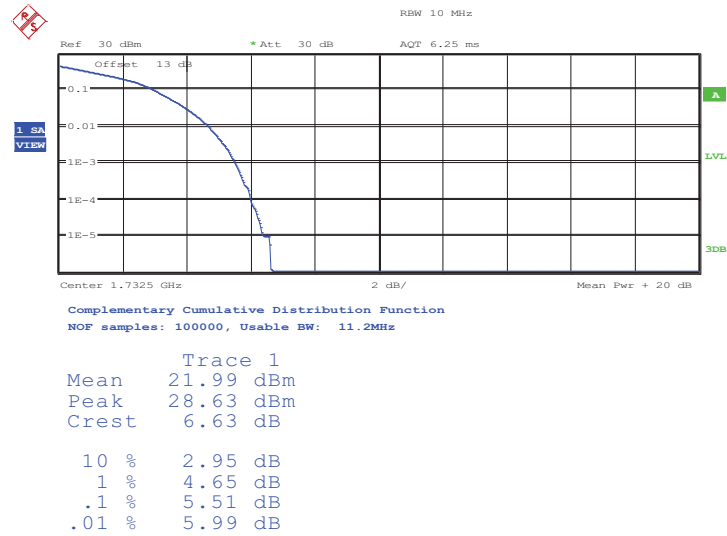


Peak-to-Average Ratio on LTE Band 4 10MHz / QPSK



Date: 16.JUN.2013 12:50:35

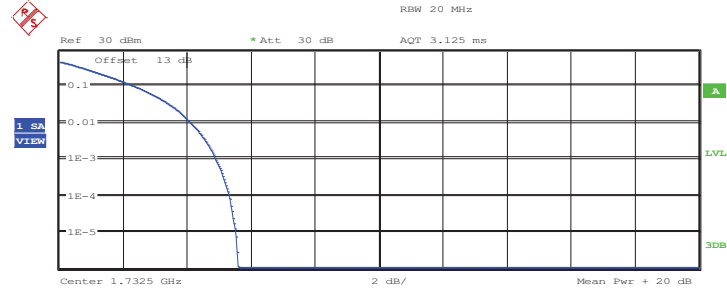
Peak-to-Average Ratio on LTE Band 4 10MHz / 16QAM



Date: 16.JUN.2013 12:50:24



Peak-to-Average Ratio on LTE Band 4 15MHz / QPSK

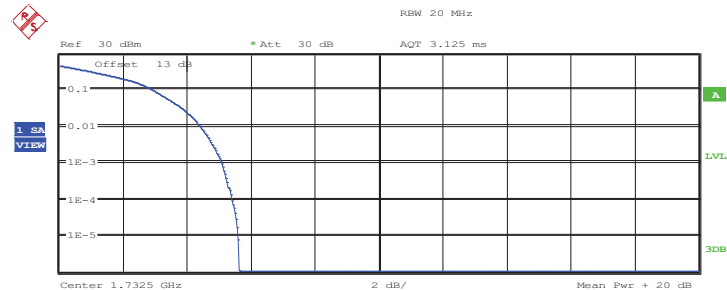


Complementary Cumulative Distribution Function
 NOF samples: 100000, Usable BW: 23.7MHz

Trace 1	
Mean	22.83 dBm
Peak	28.42 dBm
Crest	5.59 dB
10 %	2.37 dB
1 %	4.10 dB
.1 %	4.90 dB
.01 %	5.32 dB

Date: 16.JUN.2013 12:49:38

Peak-to-Average Ratio on LTE Band 4 15MHz / 16QAM



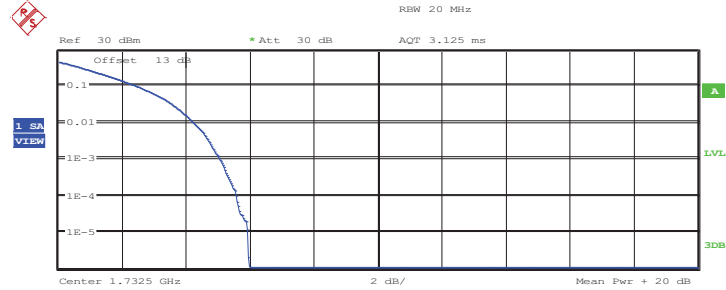
Complementary Cumulative Distribution Function
 NOF samples: 100000, Usable BW: 23.7MHz

Trace 1	
Mean	22.09 dBm
Peak	27.72 dBm
Crest	5.63 dB
10 %	2.92 dB
1 %	4.39 dB
.1 %	5.10 dB
.01 %	5.42 dB

Date: 16.JUN.2013 12:49:27



Peak-to-Average Ratio on LTE Band 4 20MHz / QPSK

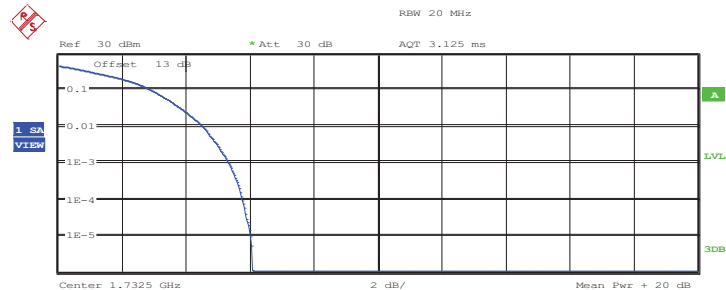


Complementary Cumulative Distribution Function
 NOF samples: 100000, Usable BW: 23.7MHz

Trace 1	
Mean	22.74 dBm
Peak	28.70 dBm
Crest	5.96 dB
10 %	2.47 dB
1 %	4.23 dB
.1 %	5.06 dB
.01 %	5.58 dB

Date: 16.JUN.2013 12:48:28

Peak-to-Average Ratio on LTE Band 4 20MHz / 16QAM



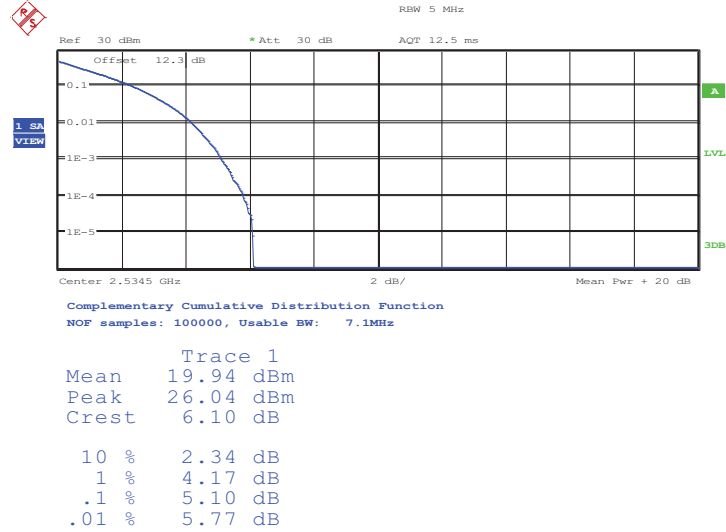
Complementary Cumulative Distribution Function
 NOF samples: 100000, Usable BW: 23.7MHz

Trace 1	
Mean	21.98 dBm
Peak	28.07 dBm
Crest	6.08 dB
10 %	2.92 dB
1 %	4.49 dB
.1 %	5.32 dB
.01 %	5.77 dB

Date: 16.JUN.2013 12:48:54

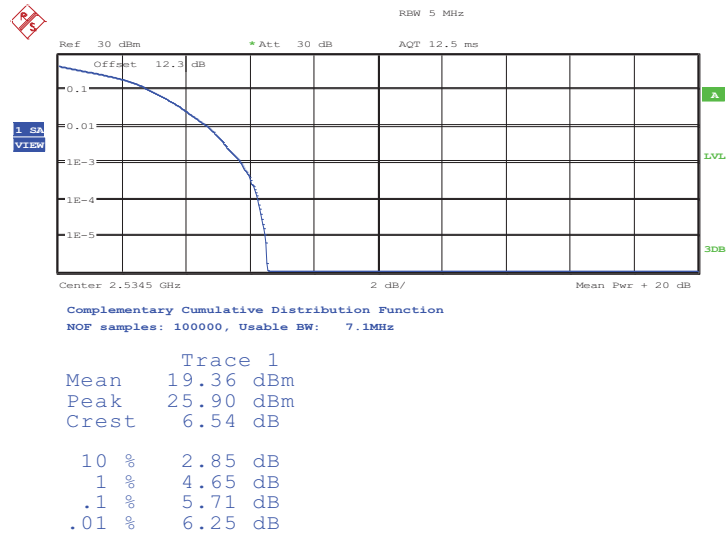


Peak-to-Average Ratio on LTE Band 7 5MHz / QPSK



Date: 18.JUN.2013 17:56:38

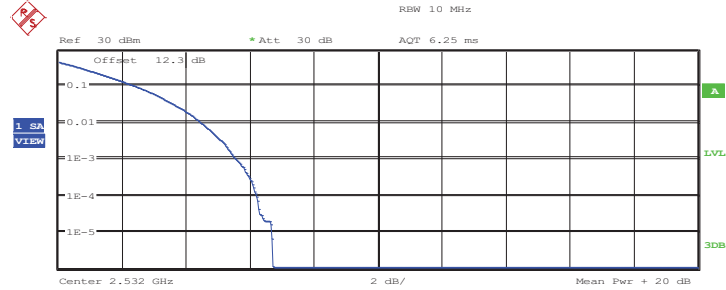
Peak-to-Average Ratio on LTE Band 7 5MHz / 16QAM



Date: 18.JUN.2013 17:56:20



Peak-to-Average Ratio on LTE Band 7 10MHz / QPSK

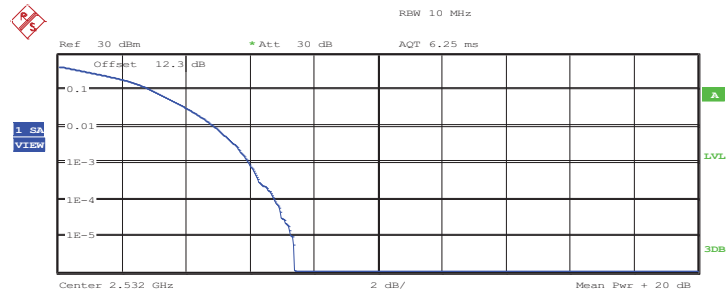


Complementary Cumulative Distribution Function
 NOF samples: 100000, Usable BW: 11.2MHz

Trace 1	
Mean	20.05 dBm
Peak	26.76 dBm
Crest	6.71 dB
10 %	2.40 dB
1 %	4.46 dB
.1 %	5.54 dB
.01 %	6.22 dB

Date: 18.JUN.2013 17:54:27

Peak-to-Average Ratio on LTE Band 7 10MHz / 16QAM



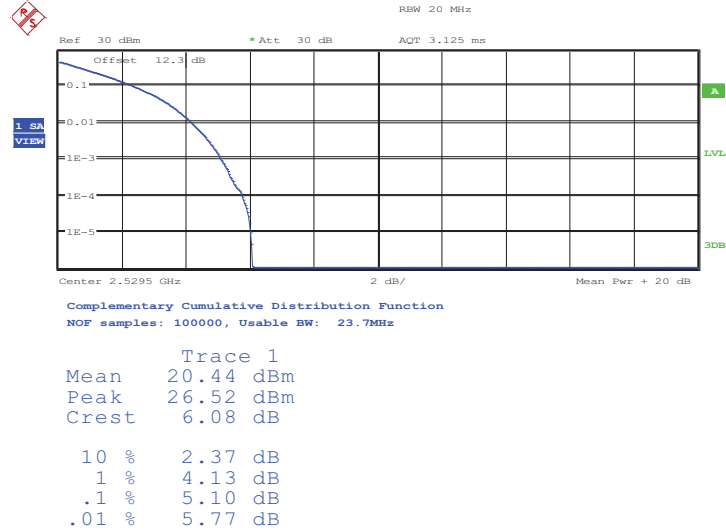
Complementary Cumulative Distribution Function
 NOF samples: 100000, Usable BW: 11.2MHz

Trace 1	
Mean	19.65 dBm
Peak	27.05 dBm
Crest	7.40 dB
10 %	2.88 dB
1 %	4.87 dB
.1 %	5.96 dB
.01 %	6.76 dB

Date: 18.JUN.2013 17:54:48

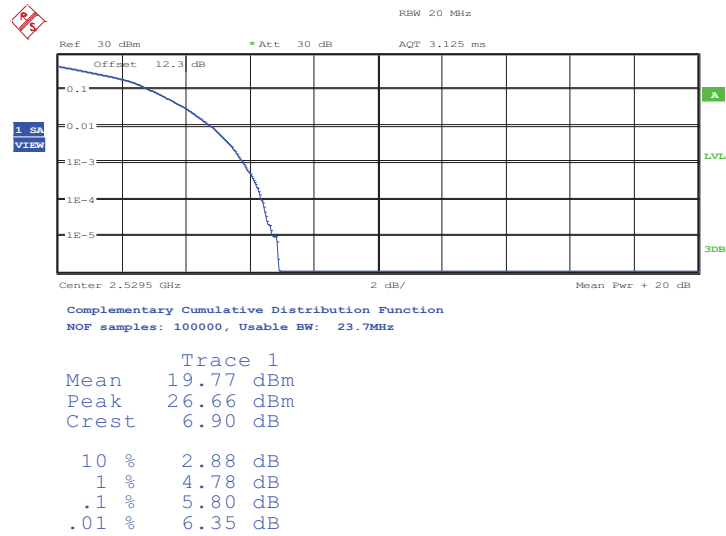


Peak-to-Average Ratio on LTE Band 7 15MHz / QPSK



Date: 18.JUN.2013 17:52:48

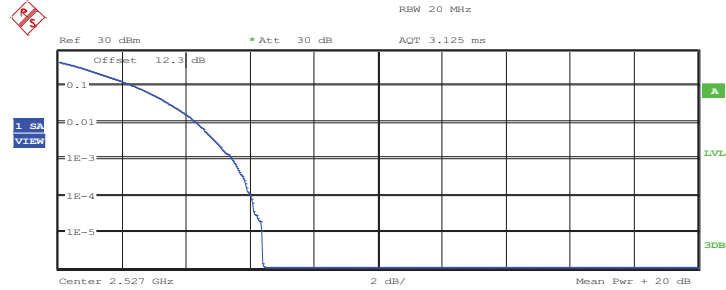
Peak-to-Average Ratio on LTE Band 7 15MHz / 16QAM



Date: 18.JUN.2013 17:52:33



Peak-to-Average Ratio on LTE Band 7 20MHz / QPSK

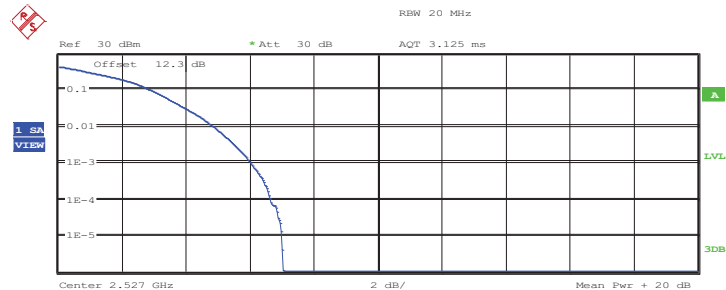


Complementary Cumulative Distribution Function
 NOF samples: 100000, Usable BW: 23.7MHz

Trace 1	
Mean	20.10 dBm
Peak	26.50 dBm
Crest	6.40 dB
10 %	2.37 dB
1 %	4.29 dB
.1 %	5.42 dB
.01 %	6.03 dB

Date: 18.JUN.2013 17:50:11

Peak-to-Average Ratio on LTE Band 7 20MHz / 16QAM



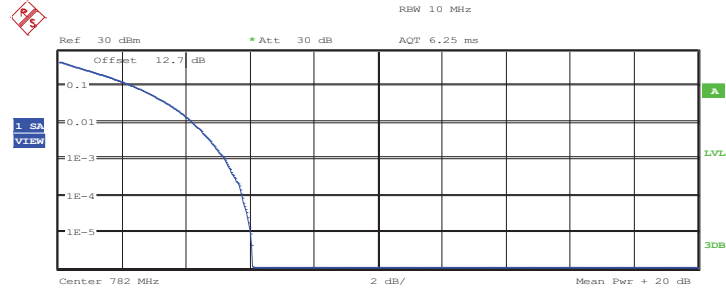
Complementary Cumulative Distribution Function
 NOF samples: 100000, Usable BW: 23.7MHz

Trace 1	
Mean	19.62 dBm
Peak	26.65 dBm
Crest	7.02 dB
10 %	2.88 dB
1 %	4.84 dB
.1 %	6.03 dB
.01 %	6.63 dB

Date: 18.JUN.2013 17:50:34



Peak-to-Average Ratio on LTE Band 13 5MHz / QPSK

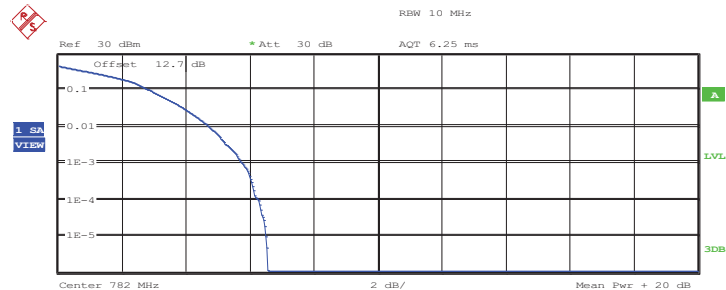


Complementary Cumulative Distribution Function
 NOF samples: 100000, Usable BW: 11.2MHz

Trace 1	
Mean	21.25 dBm
Peak	27.33 dBm
Crest	6.08 dB
10 %	2.34 dB
1 %	4.20 dB
.1 %	5.19 dB
.01 %	5.74 dB

Date: 17.JUN.2013 15:46:46

Peak-to-Average Ratio on LTE Band 13 5MHz / 16QAM



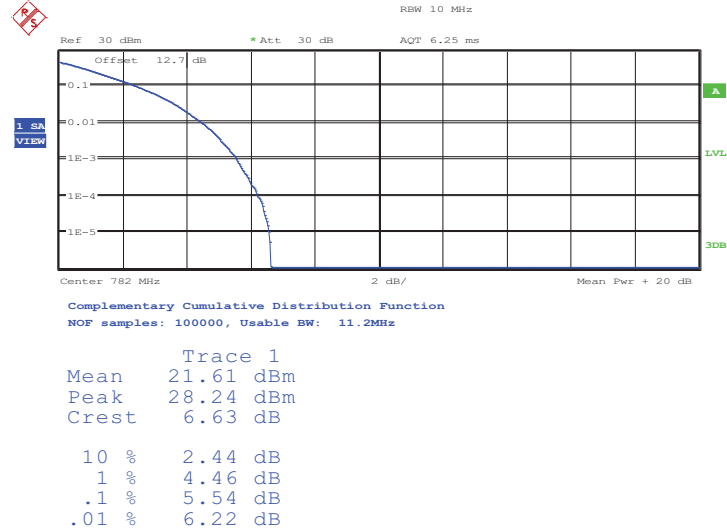
Complementary Cumulative Distribution Function
 NOF samples: 100000, Usable BW: 11.2MHz

Trace 1	
Mean	20.62 dBm
Peak	27.19 dBm
Crest	6.56 dB
10 %	2.85 dB
1 %	4.71 dB
.1 %	5.74 dB
.01 %	6.22 dB

Date: 17.JUN.2013 15:45:24

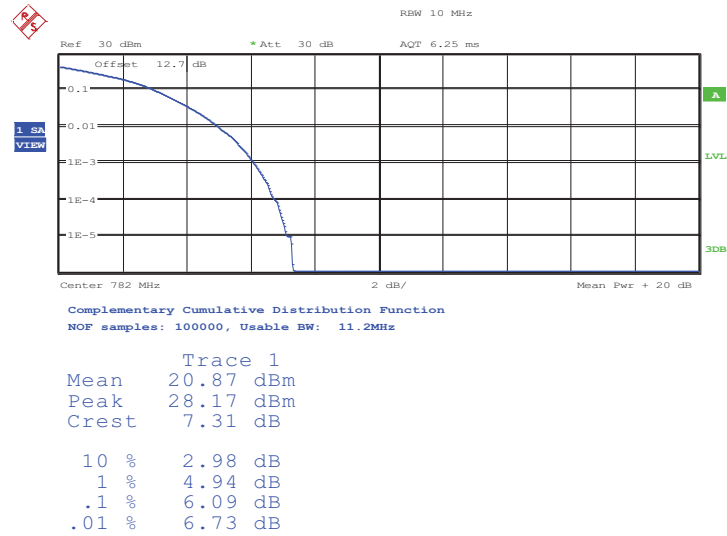


Peak-to-Average Ratio on LTE Band 13 10MHz / QPSK



Date: 17.JUN.2013 15:43:51

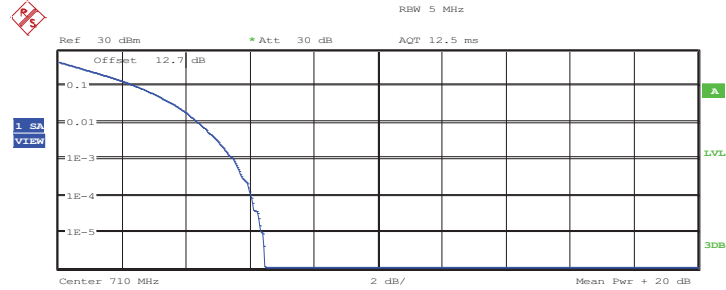
Peak-to-Average Ratio on LTE Band 13 10MHz / 16QAM



Date: 17.JUN.2013 15:44:21



Peak-to-Average Ratio on LTE Band 17 5MHz / QPSK

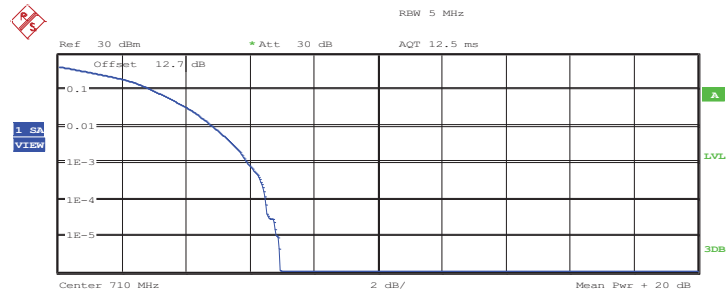


Complementary Cumulative Distribution Function
 NOF samples: 100000, Usable BW: 7.1MHz

Trace 1	
Mean	22.75 dBm
Peak	29.21 dBm
Crest	6.46 dB
10 %	2.44 dB
1 %	4.36 dB
.1 %	5.48 dB
.01 %	6.03 dB

Date: 18.JUN.2013 16:03:11

Peak-to-Average Ratio on LTE Band 17 5MHz / 16QAM



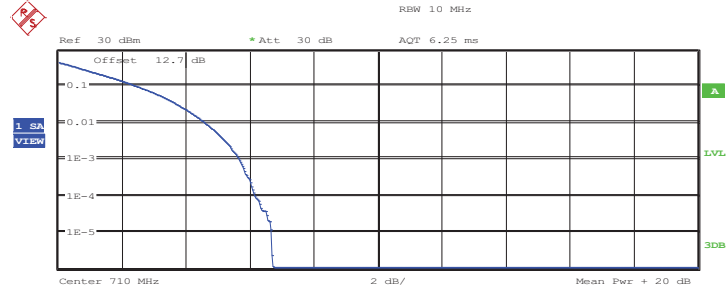
Complementary Cumulative Distribution Function
 NOF samples: 100000, Usable BW: 7.1MHz

Trace 1	
Mean	21.99 dBm
Peak	28.93 dBm
Crest	6.94 dB
10 %	2.95 dB
1 %	4.81 dB
.1 %	5.93 dB
.01 %	6.47 dB

Date: 18.JUN.2013 16:03:39



Peak-to-Average Ratio on LTE Band 17 10MHz / QPSK

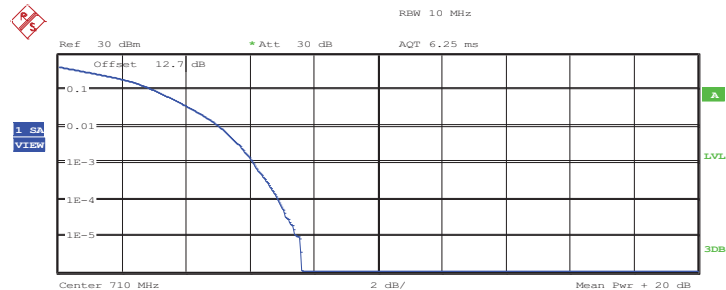


Complementary Cumulative Distribution Function
NOF samples: 100000, Usable BW: 11.2MHz

Trace 1	
Mean	23.16 dBm
Peak	29.85 dBm
Crest	6.70 dB
10 %	2.47 dB
1 %	4.58 dB
.1 %	5.67 dB
.01 %	6.15 dB

Date: 18.JUN.2013 16:04:50

Peak-to-Average Ratio on LTE Band 17 10MHz / 16QAM



Complementary Cumulative Distribution Function
NOF samples: 100000, Usable BW: 11.2MHz

Trace 1	
Mean	22.53 dBm
Peak	30.14 dBm
Crest	7.61 dB
10 %	2.98 dB
1 %	5.00 dB
.1 %	6.09 dB
.01 %	6.86 dB

Date: 18.JUN.2013 16:04:27

3.3 Occupied Bandwidth

3.3.1 Description of Occupied Bandwidth Measurement

The occupied bandwidth is the width of a frequency band such that, below the lower and above the upper frequency limits, the mean powers emitted are each equal to a specified percentage 0.5% of the total mean transmitted power.

The 26dB occupied bandwidth is the width of a frequency band such that, below the lower and above the upper frequency limits, the mean powers emitted are each equal 26 dB.

The 26 dB emission bandwidth is defined as the frequency range between two points, one above and one below the carrier frequency, at which the spectral density of the emission is attenuated 26 dB below the maximum in-band spectral density of the modulated signal. Spectral density (power per unit bandwidth) is to be measured with a detector of resolution bandwidth equal to approximately 1.0% of the emission bandwidth.

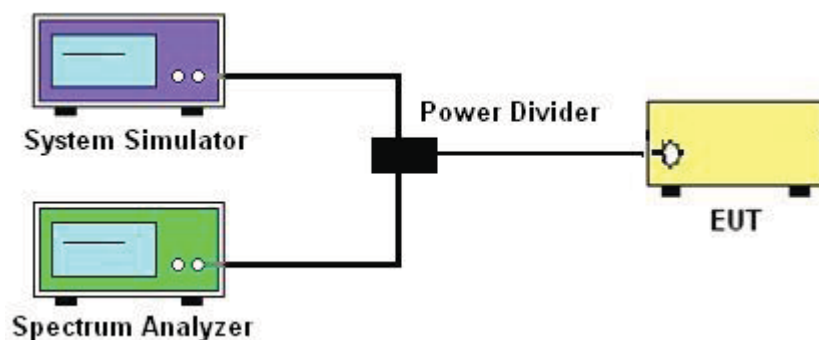
3.3.2 Measuring Instruments

See list of measuring instruments of this test report.

3.3.3 Test Procedures

1. The EUT was connected to Spectrum Analyzer and Base Station via power divider.
2. The 26dB and 99% occupied bandwidth (BW) of the middle channel for the highest RF powers with full RB sizes were measured.

3.3.4 Test Setup

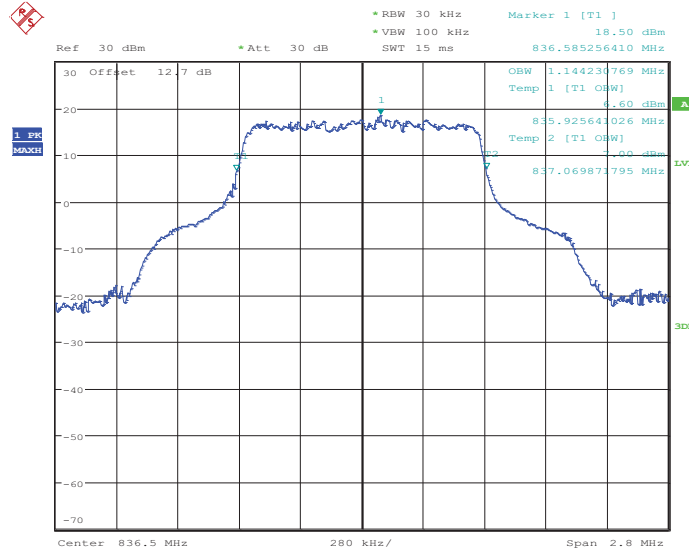




3.3.5 Test Result (Plots) of Occupied Bandwidth

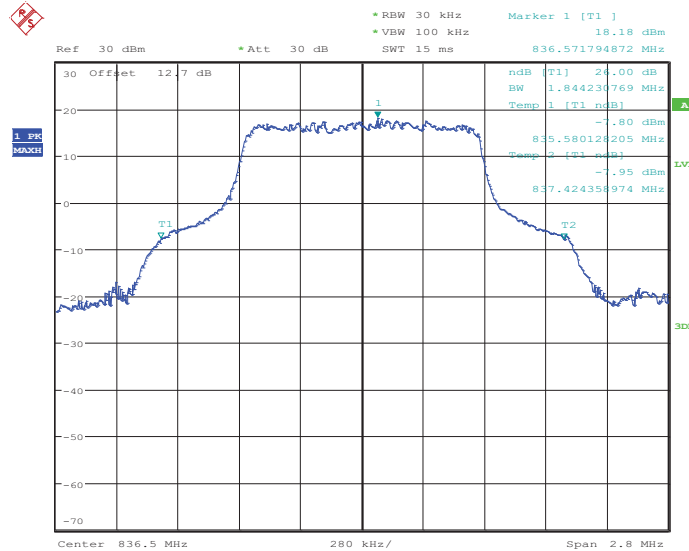
Band :	LTE Band 5	BW / Mod. :	1.4MHz / QPSK
--------	------------	-------------	---------------

99% Occupied Bandwidth Plot on Channel 20525



Date: 17.JUN.2013 10:32:23

26dB Bandwidth Plot on Channel 20525

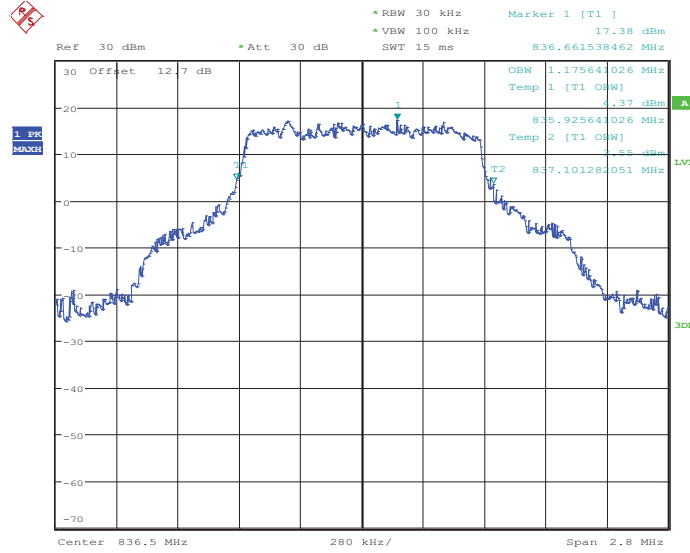


Date: 17.JUN.2013 11:18:53



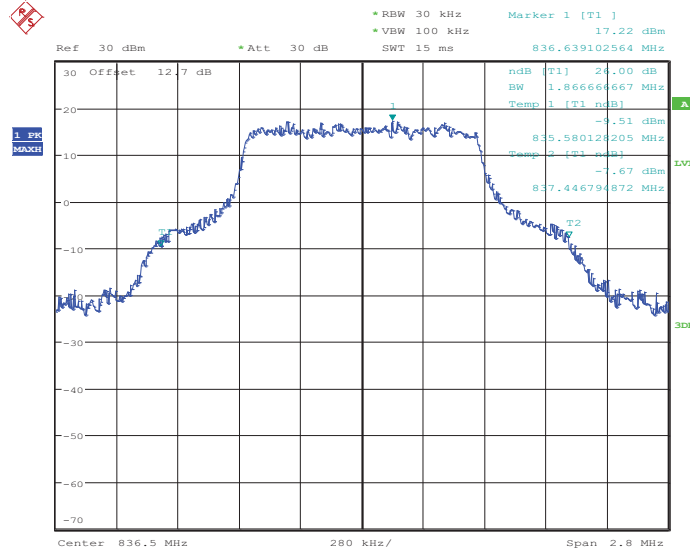
Band :	LTE Band 5	BW / Mod. :	1.4MHz / 16QAM
--------	------------	-------------	----------------

99% Occupied Bandwidth Plot on Channel 20525



Date: 17.JUN.2013 10:33:04

26dB Bandwidth Plot on Channel 20525

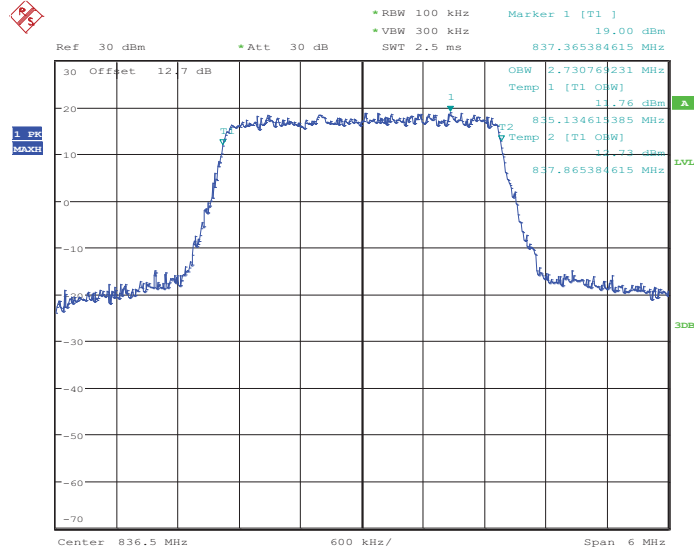


Date: 17.JUN.2013 11:22:41



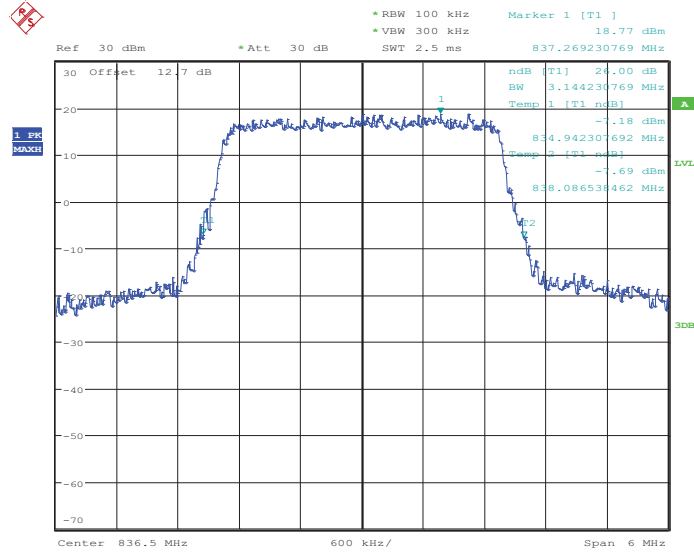
Band :	LTE Band 5	BW / Mod. :	3MHz / QPSK
--------	------------	-------------	-------------

99% Occupied Bandwidth Plot on Channel 20525



Date: 17.JUN.2013 10:37:08

26dB Bandwidth Plot on Channel 20525

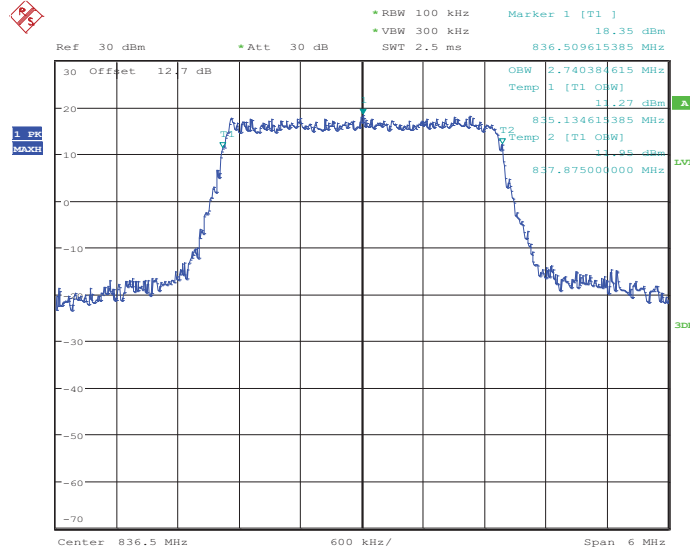


Date: 17.JUN.2013 11:23:53



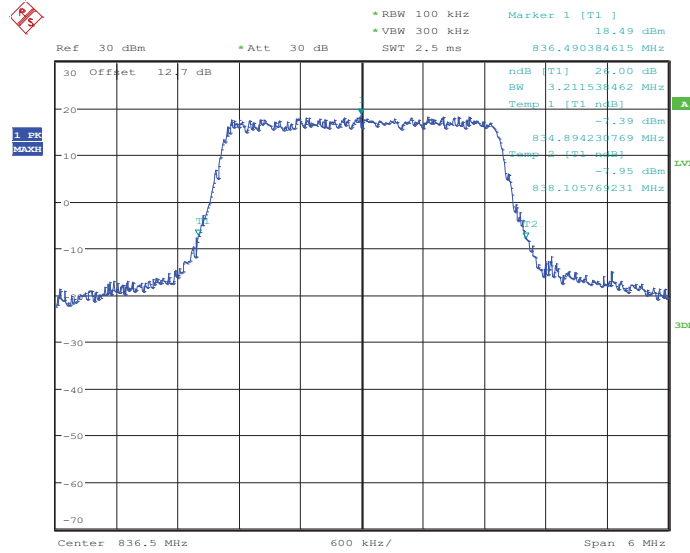
Band :	LTE Band 5	BW / Mod. :	3MHz / 16QAM
--------	------------	-------------	--------------

99% Occupied Bandwidth Plot on Channel 20525



Date: 17.JUN.2013 10:37:26

26dB Bandwidth Plot on Channel 20525

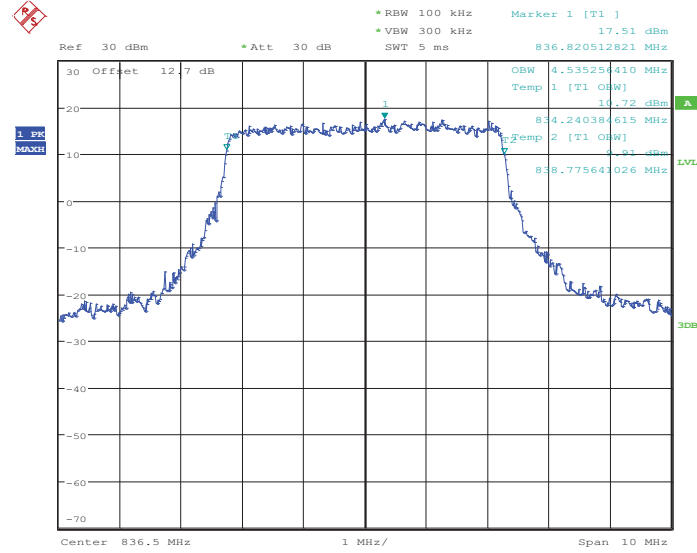


Date: 17.JUN.2013 11:23:38



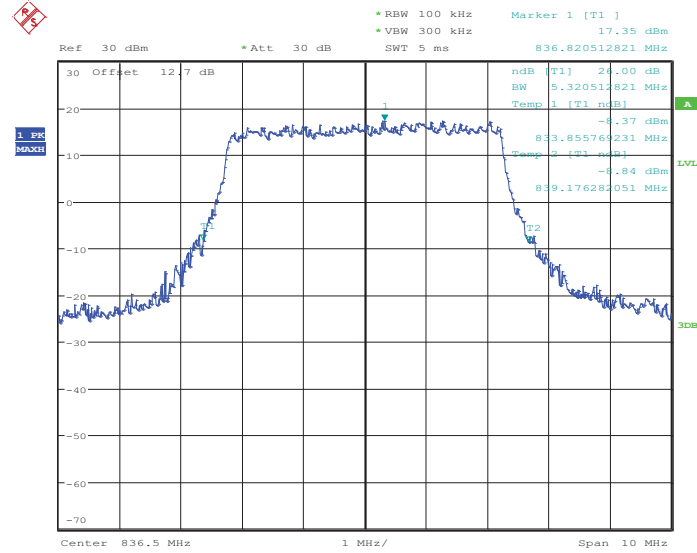
Band :	LTE Band 5	BW / Mod. :	5MHz / QPSK
--------	------------	-------------	-------------

99% Occupied Bandwidth Plot on Channel 20525



Date: 17.JUN.2013 10:43:14

26dB Bandwidth Plot on Channel 20525

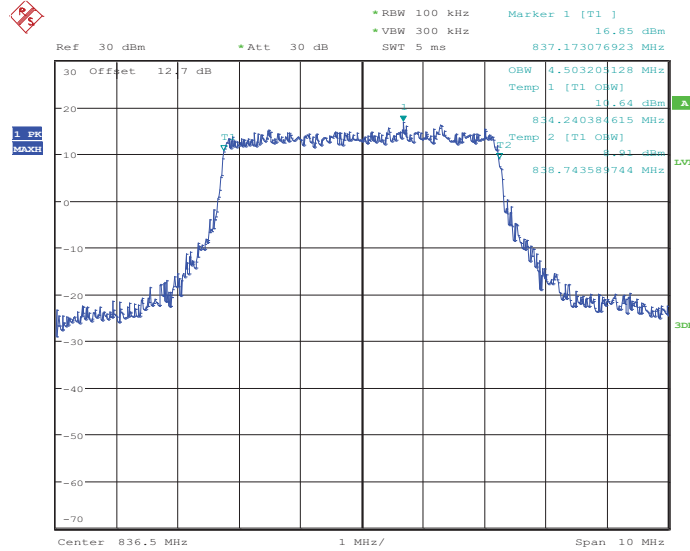


Date: 17.JUN.2013 11:24:39



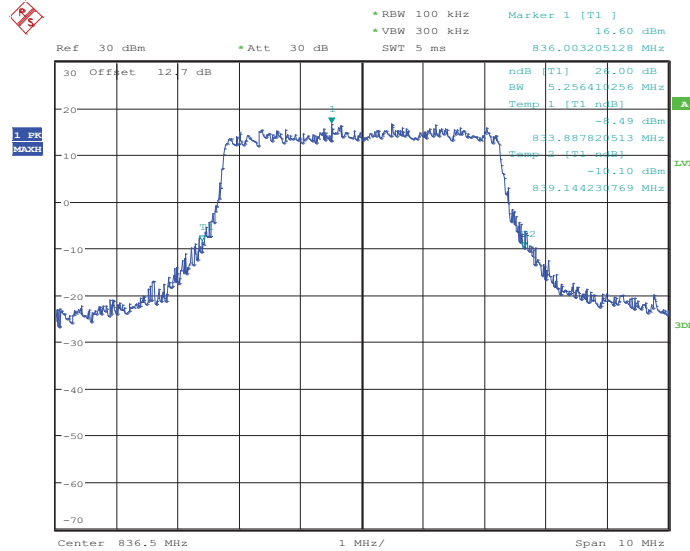
Band :	LTE Band 5	BW / Mod. :	5MHz / 16QAM
--------	------------	-------------	--------------

99% Occupied Bandwidth Plot on Channel 20525



Date: 17.JUN.2013 10:43:30

26dB Bandwidth Plot on Channel 20525

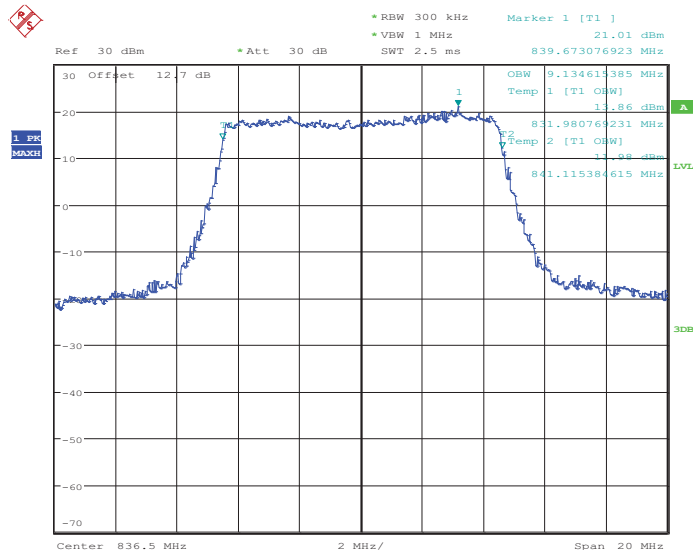


Date: 17.JUN.2013 11:25:08



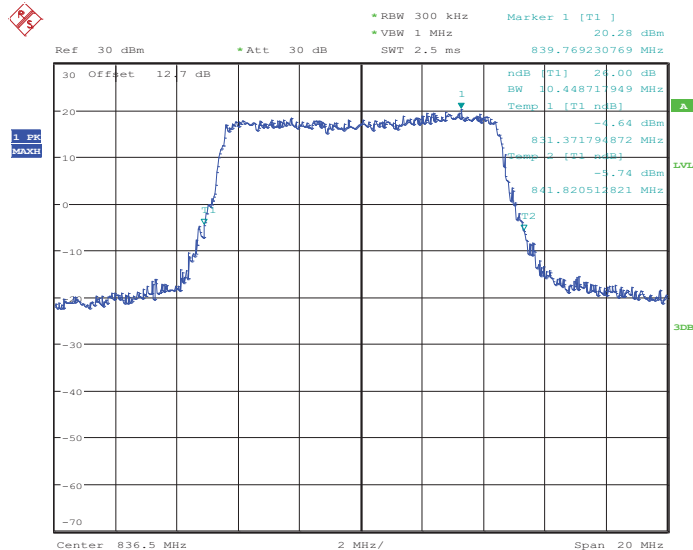
Band :	LTE Band 5	BW / Mod. :	10MHz / QPSK
--------	------------	-------------	--------------

99% Occupied Bandwidth Plot on Channel 20525



Date: 17.JUN.2013 10:47:52

26dB Bandwidth Plot on Channel 20525

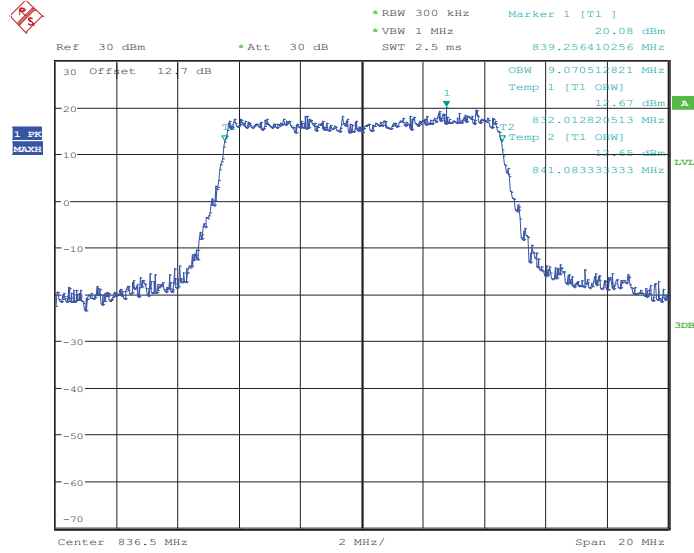


Date: 17.JUN.2013 11:27:37



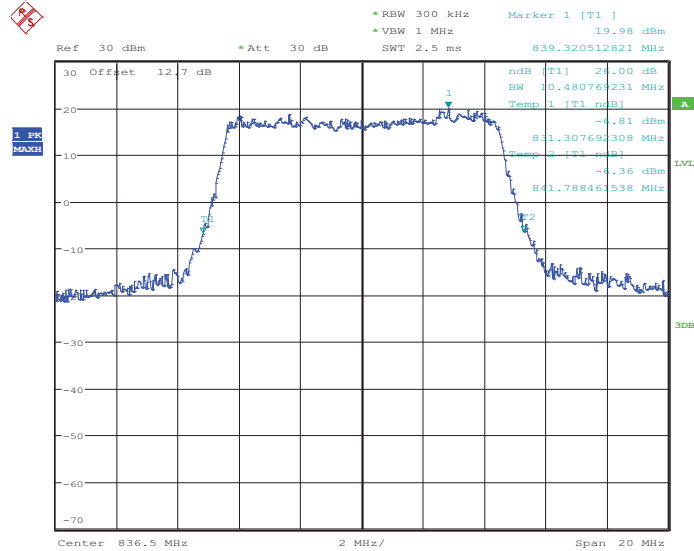
Band :	LTE Band 5	BW / Mod. :	10MHz / 16QAM
--------	------------	-------------	---------------

99% Occupied Bandwidth Plot on Channel 20525



Date: 17.JUN.2013 10:48:05

26dB Bandwidth Plot on Channel 20525

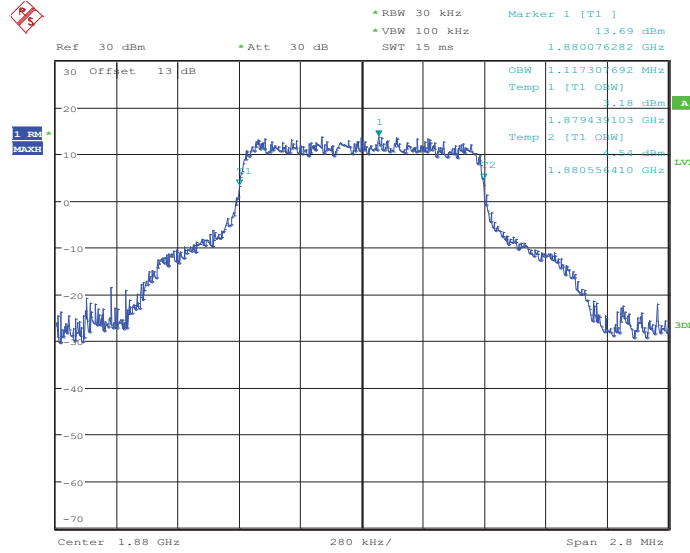


Date: 17.JUN.2013 11:27:21



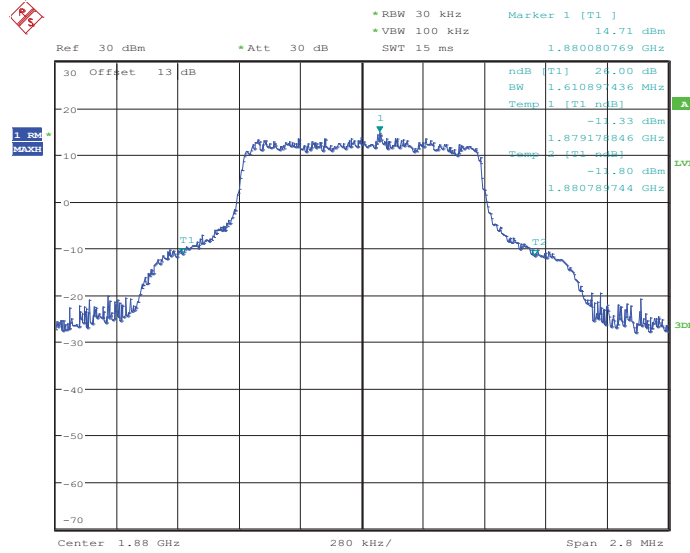
Band :	LTE Band 2	BW / Mod. :	1.4MHz / QPSK
--------	------------	-------------	---------------

99% Occupied Bandwidth Plot on Channel 18900



Date: 15.JUN.2013 04:35:29

26dB Bandwidth Plot on Channel 18900

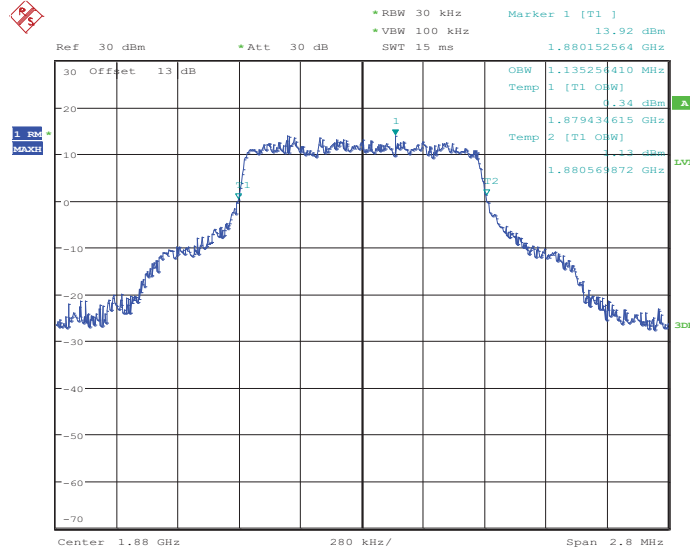


Date: 15.JUN.2013 03:47:31



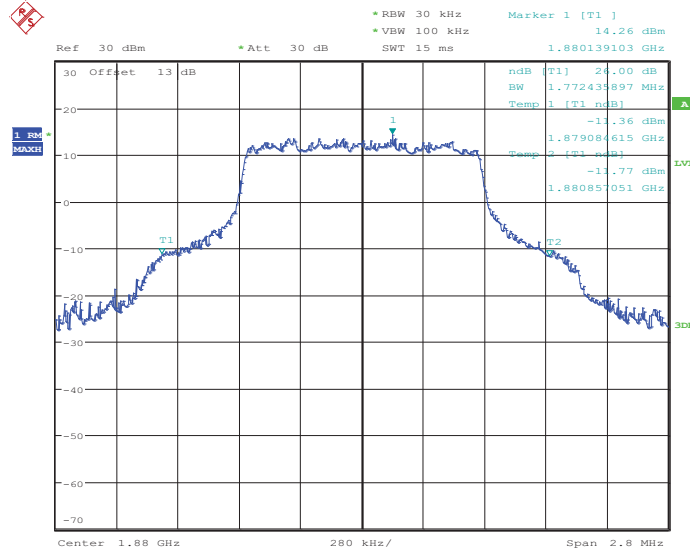
Band :	LTE Band 2	BW / Mod. :	1.4MHz / 16QAM
--------	------------	-------------	----------------

99% Occupied Bandwidth Plot on Channel 18900



Date: 15.JUN.2013 04:37:32

26dB Bandwidth Plot on Channel 18900

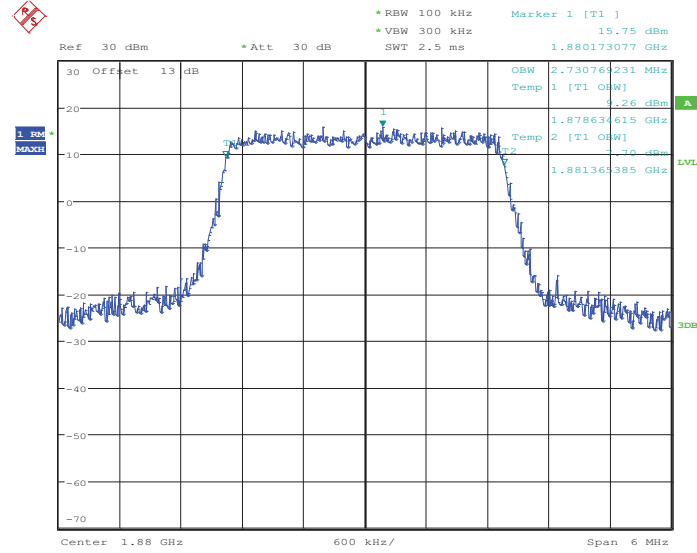


Date: 15.JUN.2013 03:47:08



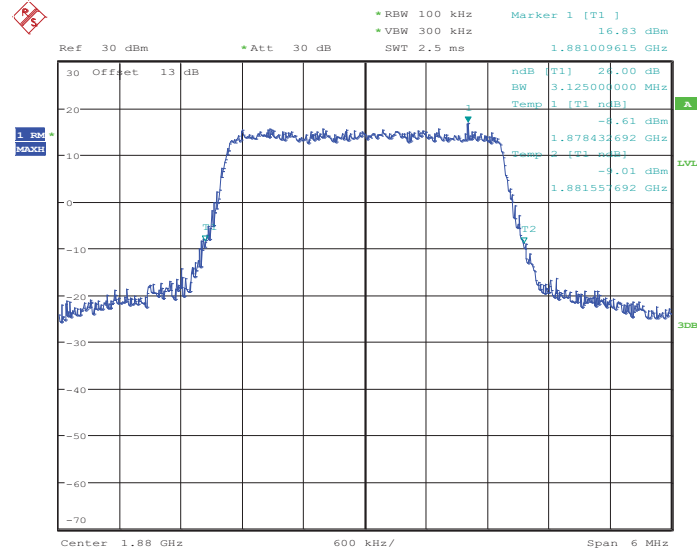
Band :	LTE Band 2	BW / Mod. :	3MHz / QPSK
--------	------------	-------------	-------------

99% Occupied Bandwidth Plot on Channel 18900



Date: 15.JUN.2013 04:31:09

26dB Bandwidth Plot on Channel 18900

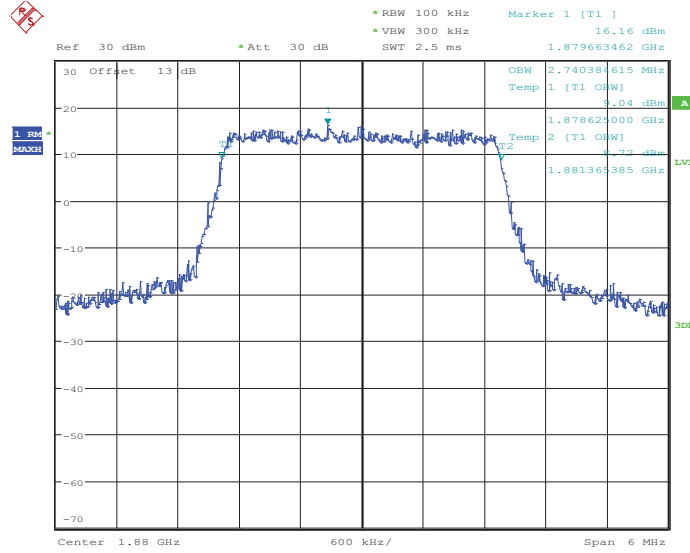


Date: 15.JUN.2013 03:51:25



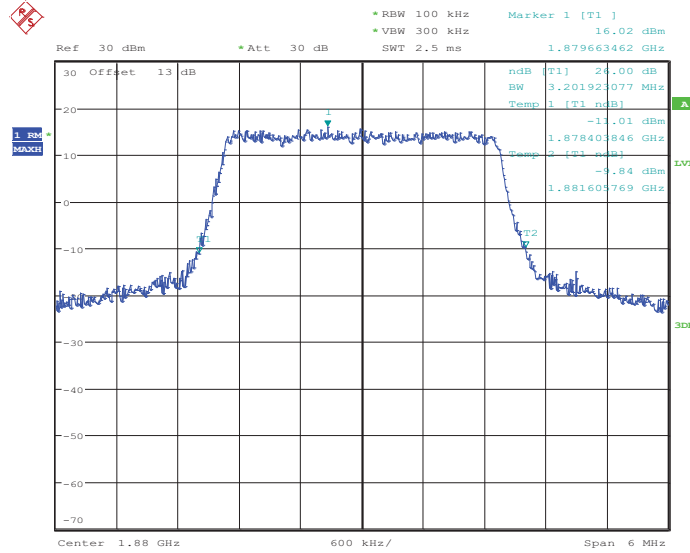
Band :	LTE Band 2	BW / Mod. :	3MHz / 16QAM
--------	------------	-------------	--------------

99% Occupied Bandwidth Plot on Channel 18900



Date: 15.JUN.2013 04:33:27

26dB Bandwidth Plot on Channel 18900

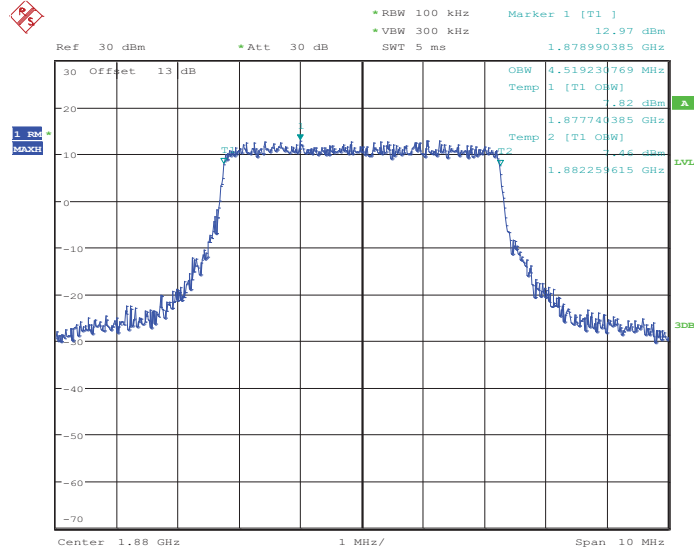


Date: 15.JUN.2013 03:49:04



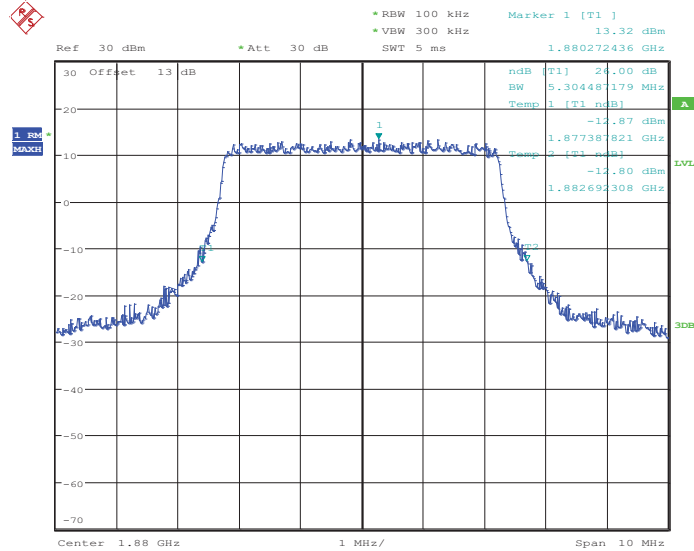
Band :	LTE Band 2	BW / Mod. :	5MHz / QPSK
--------	------------	-------------	-------------

99% Occupied Bandwidth Plot on Channel 18900



Date: 15.JUN.2013 04:24:03

26dB Bandwidth Plot on Channel 18900

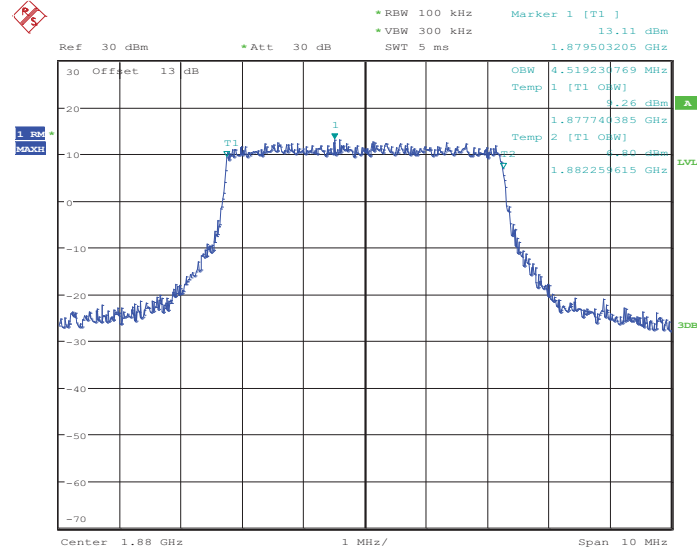


Date: 15.JUN.2013 03:50:04



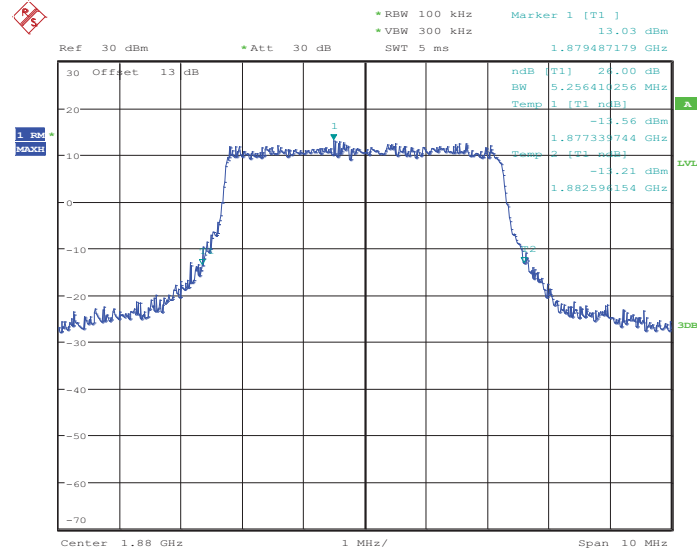
Band :	LTE Band 2	BW / Mod. :	5MHz / 16QAM
--------	------------	-------------	--------------

99% Occupied Bandwidth Plot on Channel 18900



Date: 15.JUN.2013 04:28:45

26dB Bandwidth Plot on Channel 18900

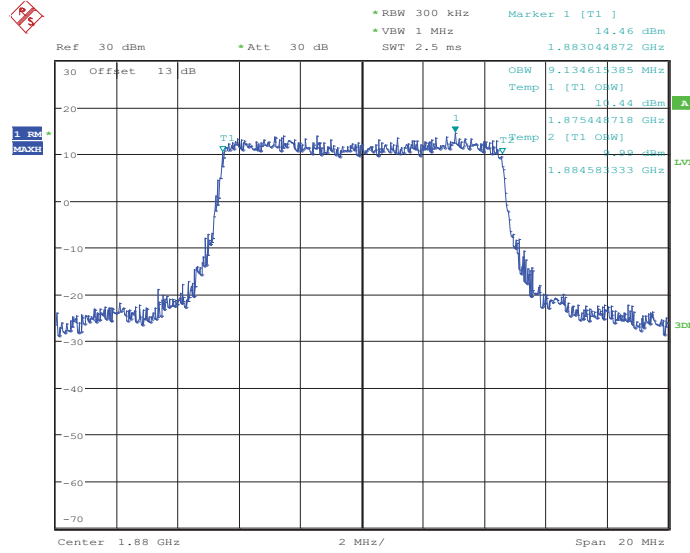


Date: 15.JUN.2013 03:50:37



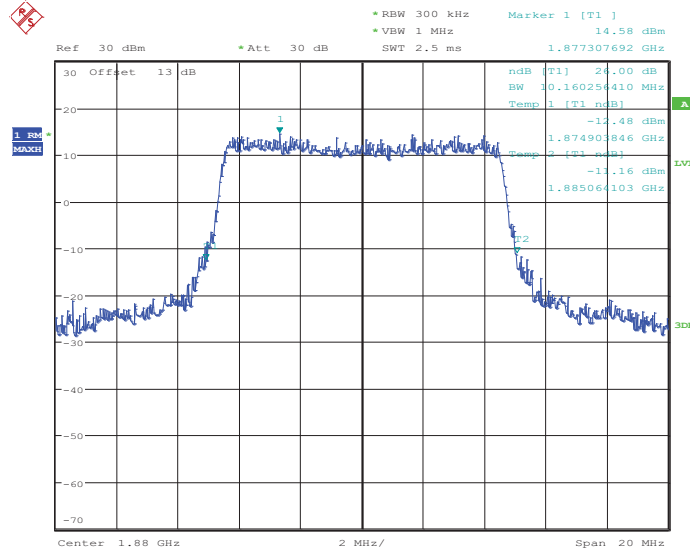
Band :	LTE Band 2	BW / Mod. :	10MHz / QPSK
--------	------------	-------------	--------------

99% Occupied Bandwidth Plot on Channel 18900



Date: 15.JUN.2013 04:17:28

26dB Bandwidth Plot on Channel 18900

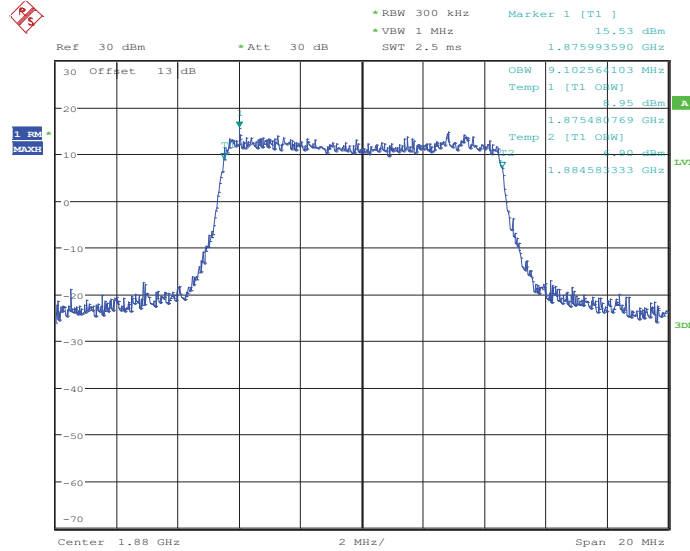


Date: 15.JUN.2013 03:53:37



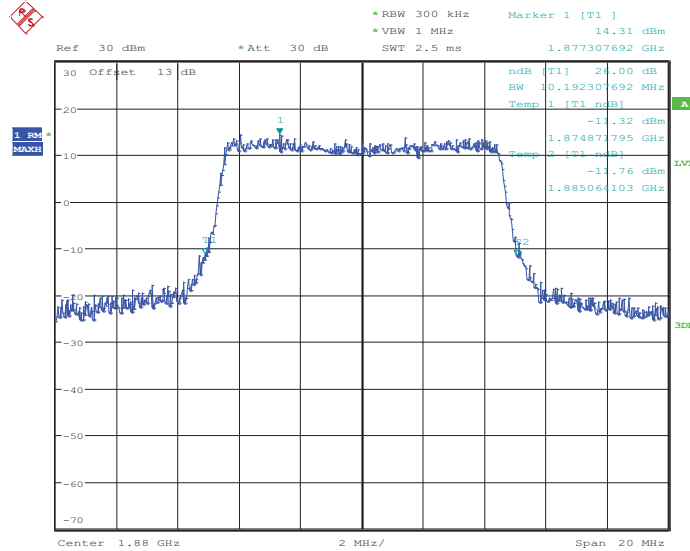
Band :	LTE Band 2	BW / Mod. :	10MHz / 16QAM
--------	------------	-------------	---------------

99% Occupied Bandwidth Plot on Channel 18900



Date: 15.JUN.2013 04:21:55

26dB Bandwidth Plot on Channel 18900

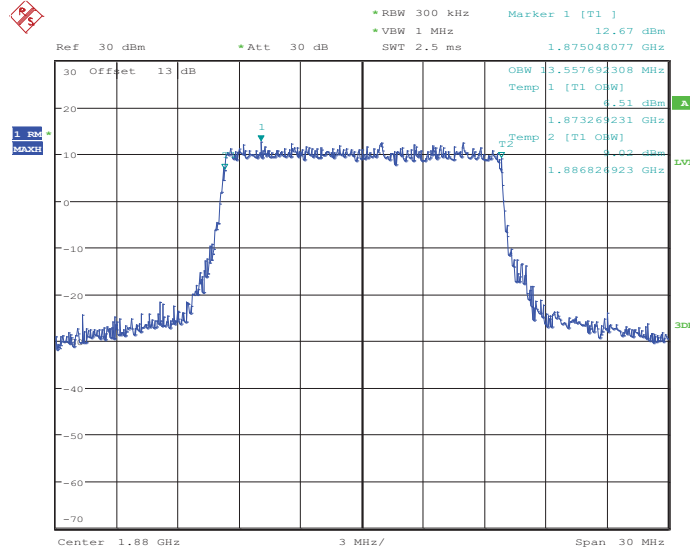


Date: 15.JUN.2013 03:53:53



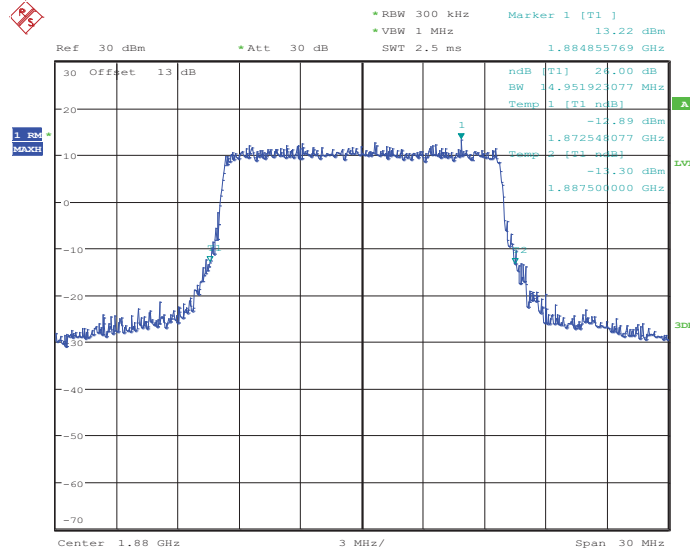
Band :	LTE Band 2	BW / Mod. :	15MHz / QPSK
--------	------------	-------------	--------------

99% Occupied Bandwidth Plot on Channel 18900



Date: 15.JUN.2013 04:14:37

26dB Bandwidth Plot on Channel 18900

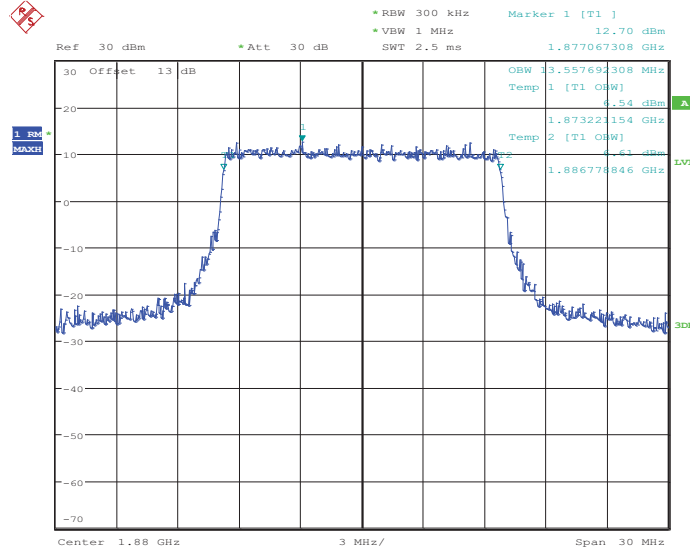


Date: 15.JUN.2013 03:54:43



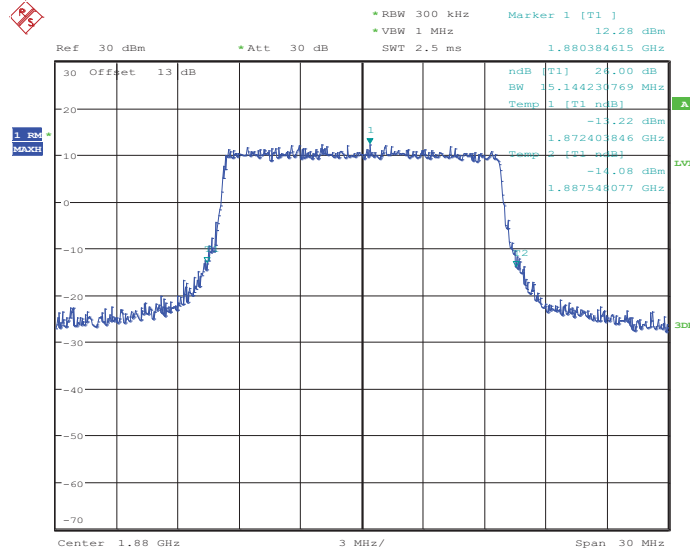
Band :	LTE Band 2	BW / Mod. :	15MHz / 16QAM
--------	------------	-------------	---------------

99% Occupied Bandwidth Plot on Channel 18900



Date: 15.JUN.2013 04:16:20

26dB Bandwidth Plot on Channel 18900

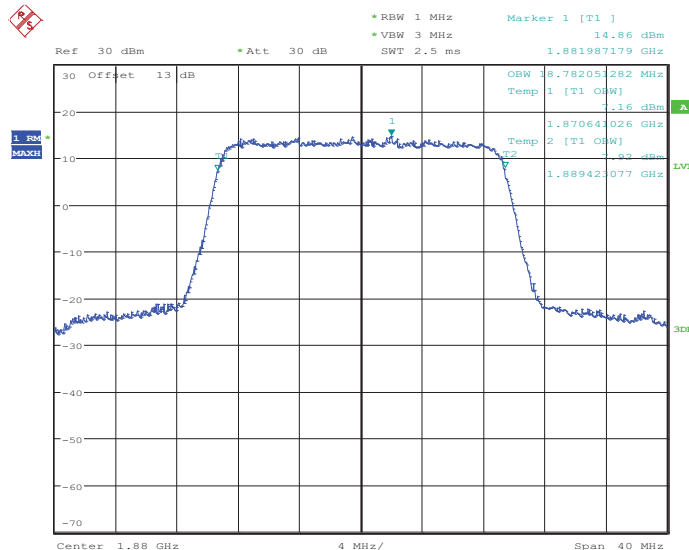


Date: 15.JUN.2013 03:54:55



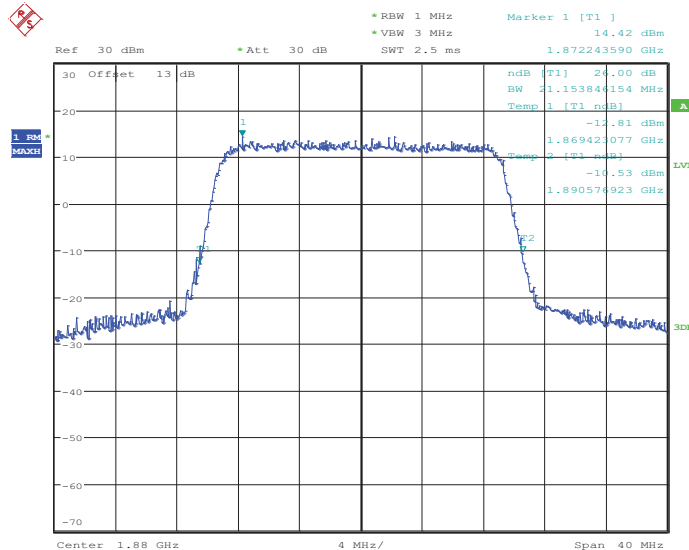
Band :	LTE Band 2	BW / Mod. :	20MHz / QPSK
--------	------------	-------------	--------------

99% Occupied Bandwidth Plot on Channel 18900



Date: 15.JUN.2013 04:10:22

26dB Bandwidth Plot on Channel 18900

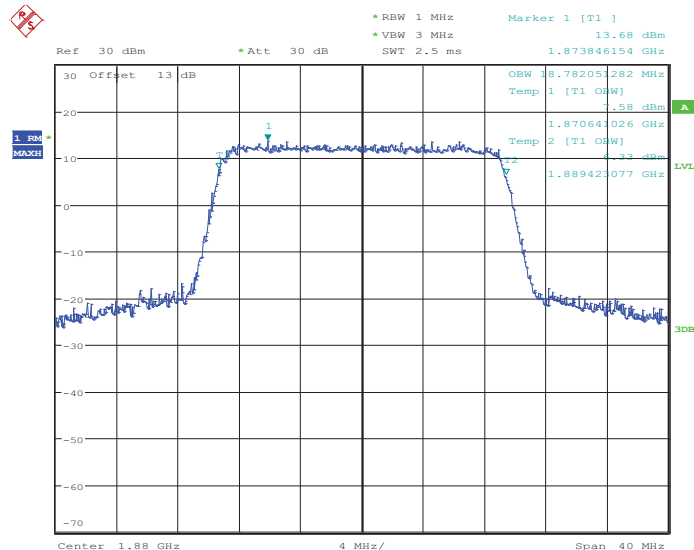


Date: 15.JUN.2013 03:56:44



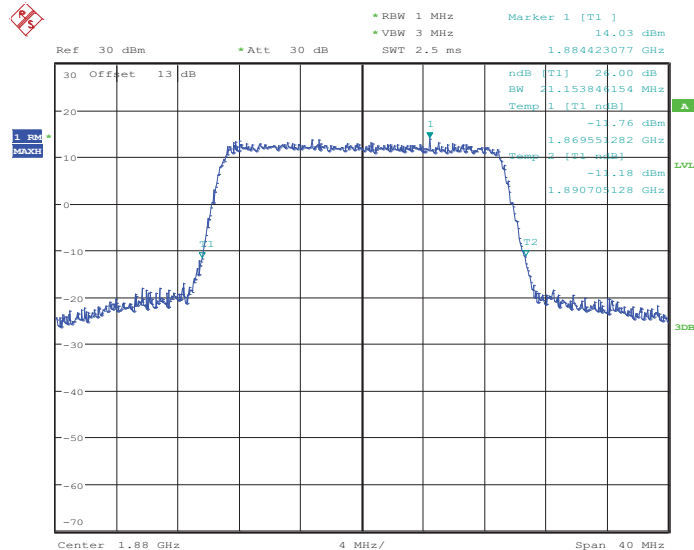
Band :	LTE Band 2	BW / Mod. :	20MHz / 16QAM
--------	------------	-------------	---------------

99% Occupied Bandwidth Plot on Channel 18900



Date: 15.JUN.2013 04:10:33

26dB Bandwidth Plot on Channel 18900

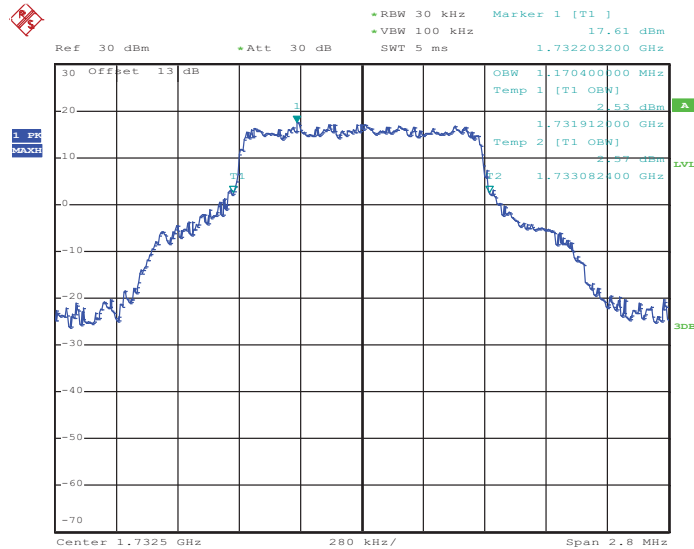


Date: 15.JUN.2013 03:59:02



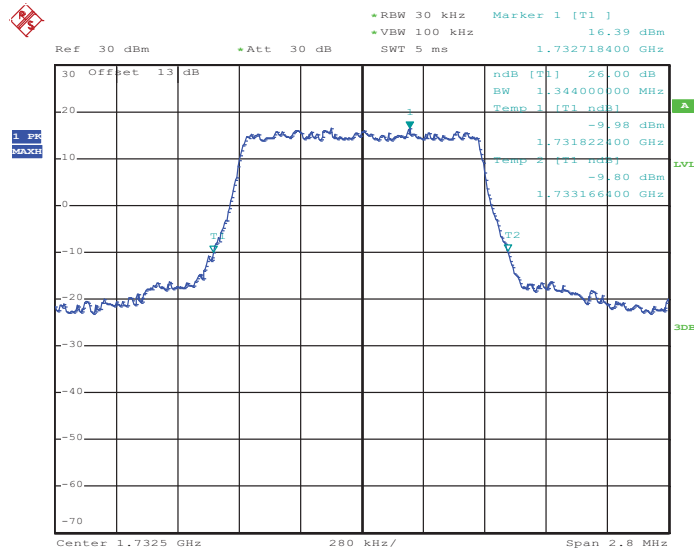
Band :	LTE Band 4	BW / Mod. :	1.4MHz / QPSK
--------	------------	-------------	---------------

99% Occupied Bandwidth Plot on Channel 20175



Date: 25.JUN.2013 14:25:15

26dB Bandwidth Plot on Channel 20175

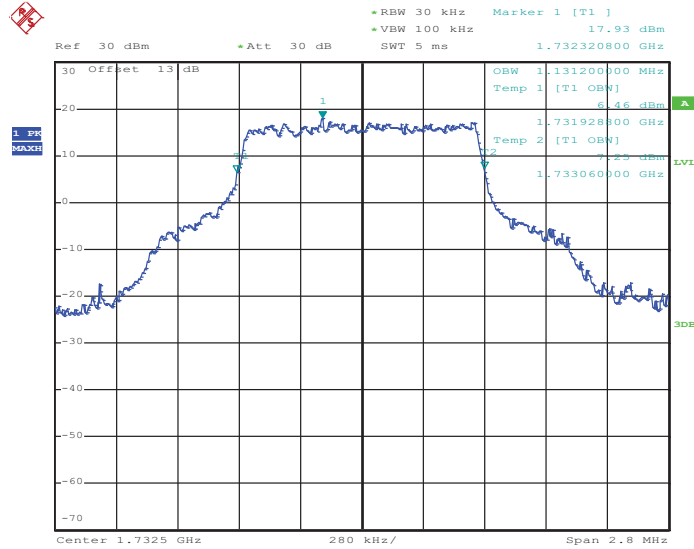


Date: 27.JUN.2013 09:42:14



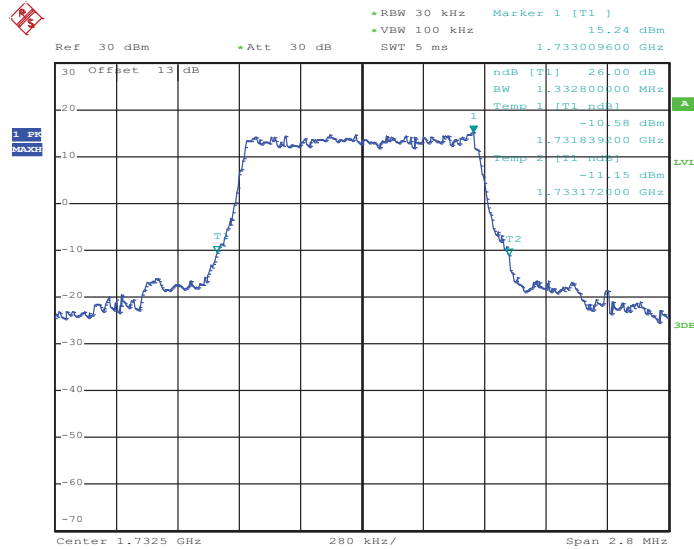
Band :	LTE Band 4	BW / Mod. :	1.4MHz / 16QAM
--------	------------	-------------	----------------

99% Occupied Bandwidth Plot on Channel 20175



Date: 25.JUN.2013 14:25:01

26dB Bandwidth Plot on Channel 20175

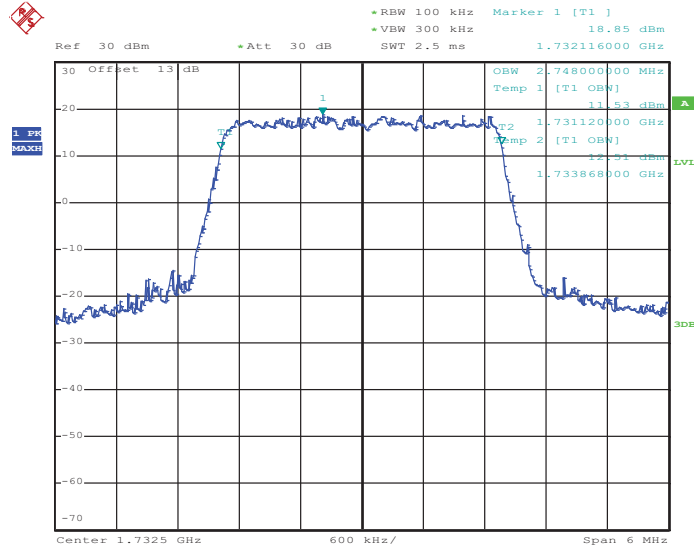


Date: 27.JUN.2013 09:42:29



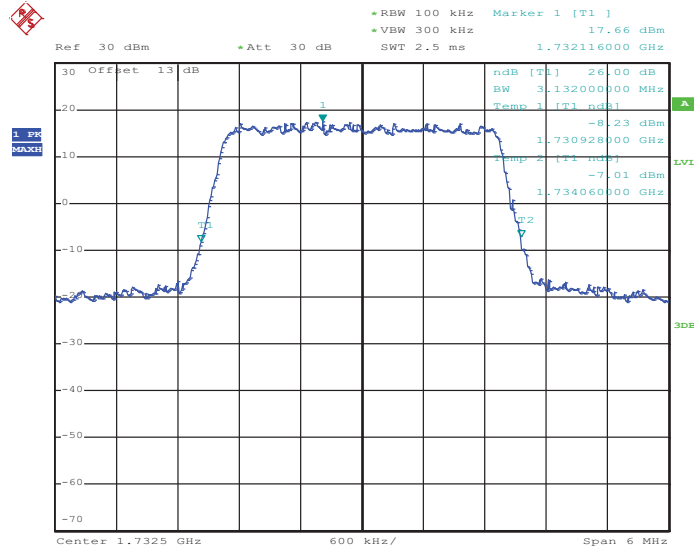
Band :	LTE Band 4	BW / Mod. :	3MHz / QPSK
--------	------------	-------------	-------------

99% Occupied Bandwidth Plot on Channel 20175



Date: 25.JUN.2013 14:22:15

26dB Bandwidth Plot on Channel 20175

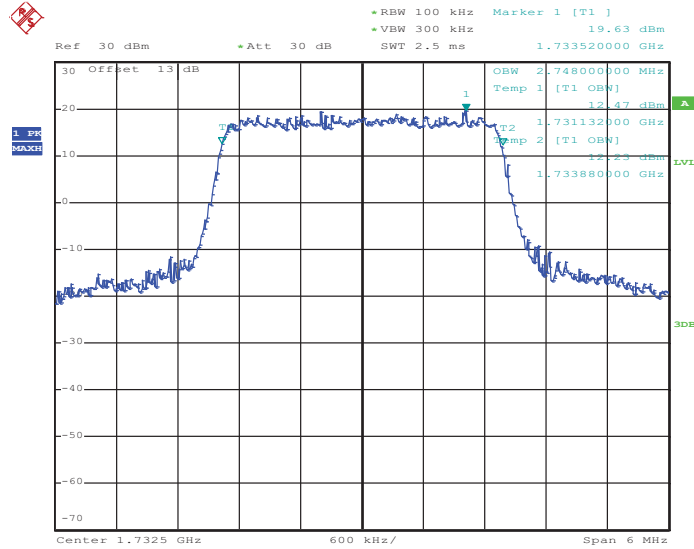


Date: 27.JUN.2013 09:43:24



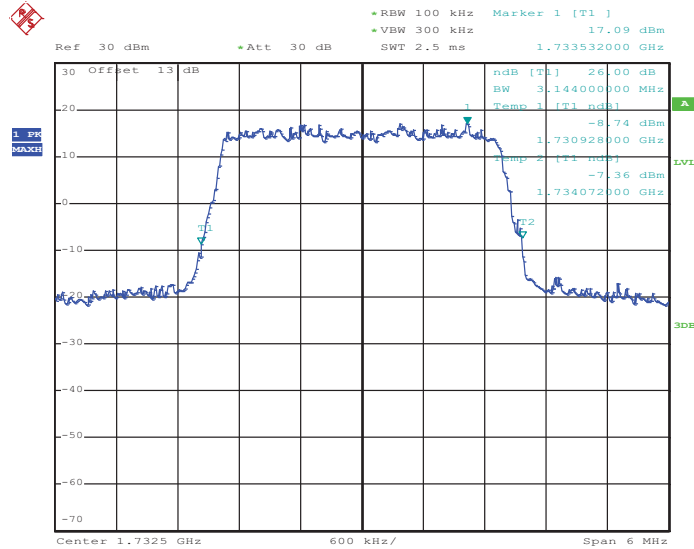
Band :	LTE Band 4	BW / Mod. :	3MHz / 16QAM
--------	------------	-------------	--------------

99% Occupied Bandwidth Plot on Channel 20175



Date: 25.JUN.2013 14:22:30

26dB Bandwidth Plot on Channel 20175

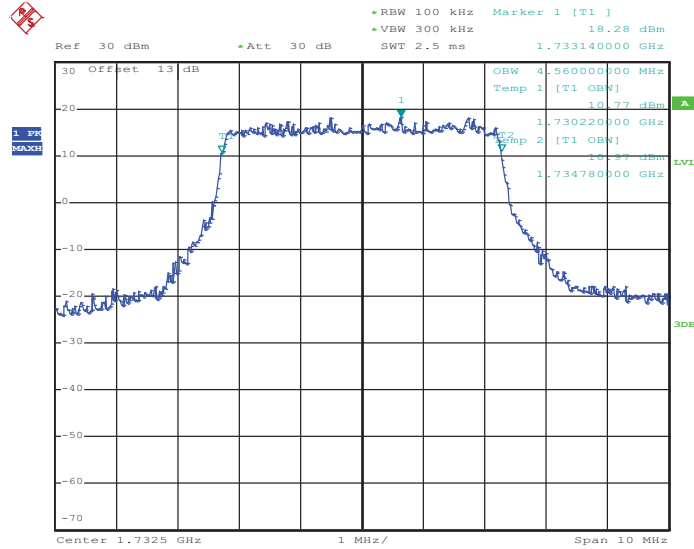


Date: 27.JUN.2013 09:43:47



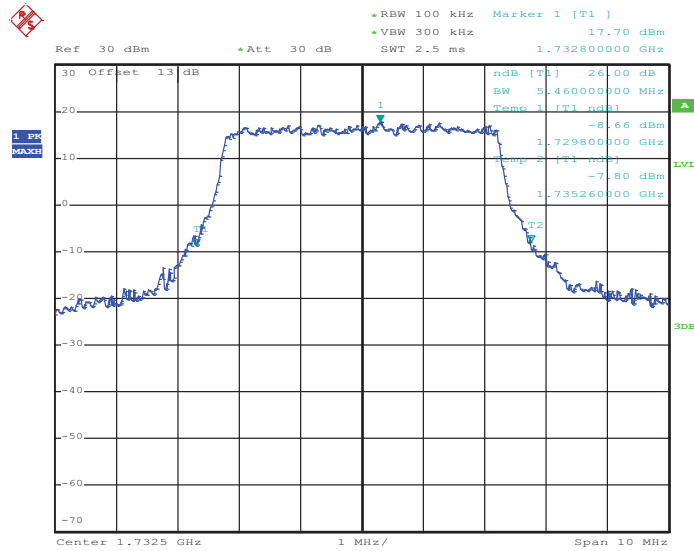
Band :	LTE Band 4	BW / Mod. :	5MHz / QPSK
--------	------------	-------------	-------------

99% Occupied Bandwidth Plot on Channel 20175



Date: 25.JUN.2013 14:20:58

26dB Bandwidth Plot on Channel 20175

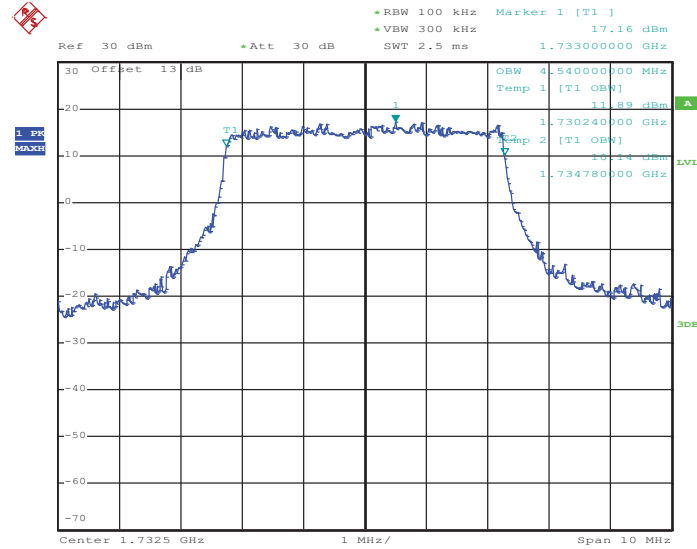


Date: 16.JUN.2013 11:07:47



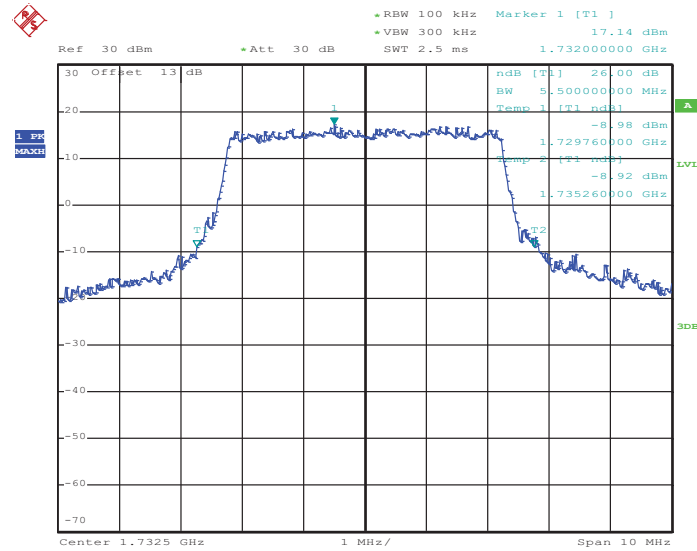
Band :	LTE Band 4	BW / Mod. :	5MHz / 16QAM
--------	------------	-------------	--------------

99% Occupied Bandwidth Plot on Channel 20175



Date: 25.JUN.2013 14:20:41

26dB Bandwidth Plot on Channel 20175

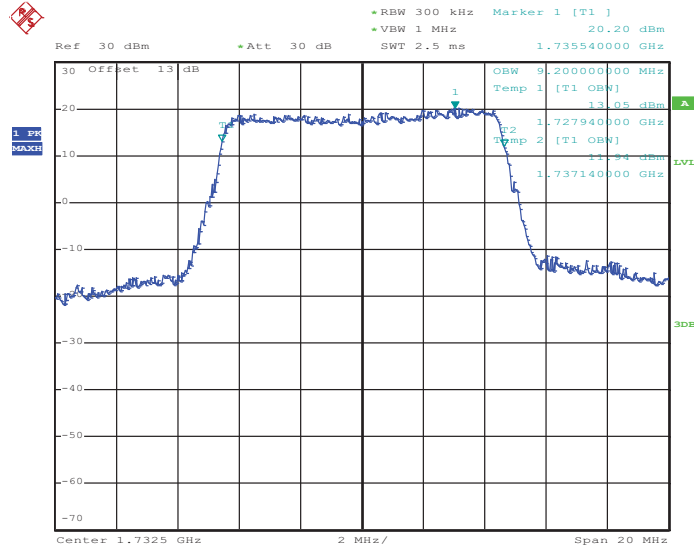


Date: 16.JUN.2013 11:07:11



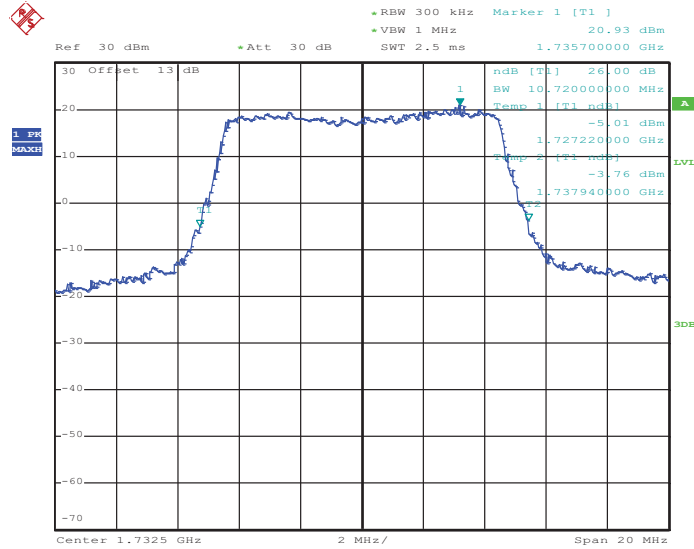
Band :	LTE Band 4	BW / Mod. :	10MHz / QPSK
--------	------------	-------------	--------------

99% Occupied Bandwidth Plot on Channel 20175



Date: 25.JUN.2013 14:17:05

26dB Bandwidth Plot on Channel 20175

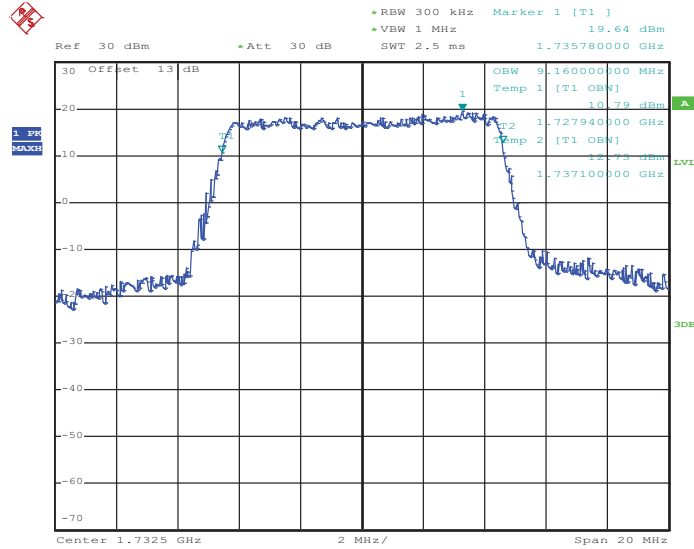


Date: 16.JUN.2013 10:53:41



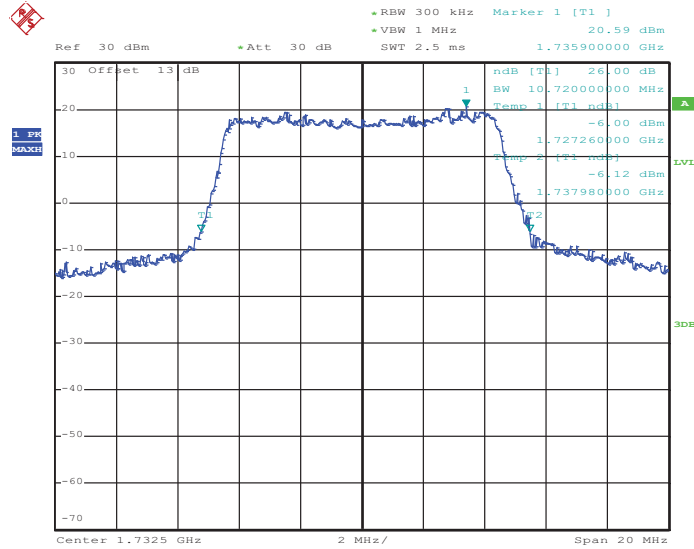
Band :	LTE Band 4	BW / Mod. :	10MHz / 16QAM
--------	------------	-------------	---------------

99% Occupied Bandwidth Plot on Channel 20175



Date: 25.JUN.2013 14:17:20

26dB Bandwidth Plot on Channel 20175

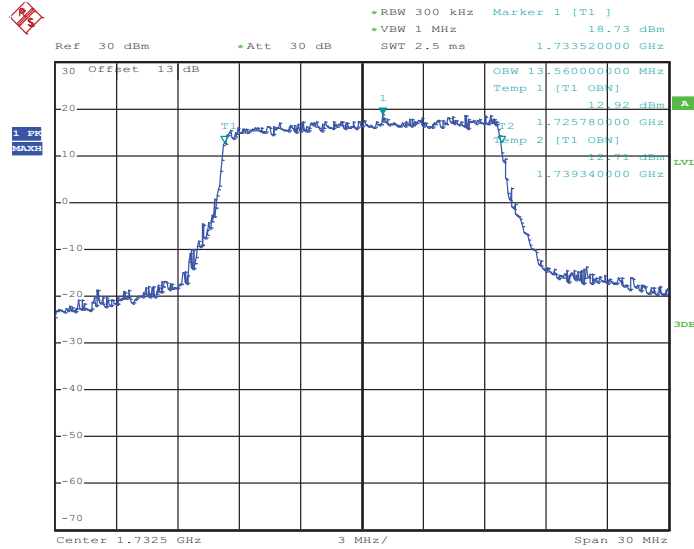


Date: 16.JUN.2013 10:54:02



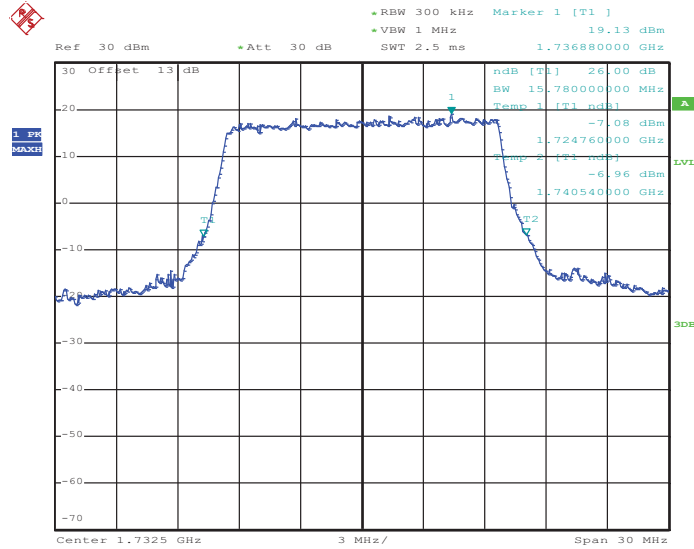
Band :	LTE Band 4	BW / Mod. :	15MHz / QPSK
--------	------------	-------------	--------------

99% Occupied Bandwidth Plot on Channel 20175



Date: 25.JUN.2013 14:15:33

26dB Bandwidth Plot on Channel 20175

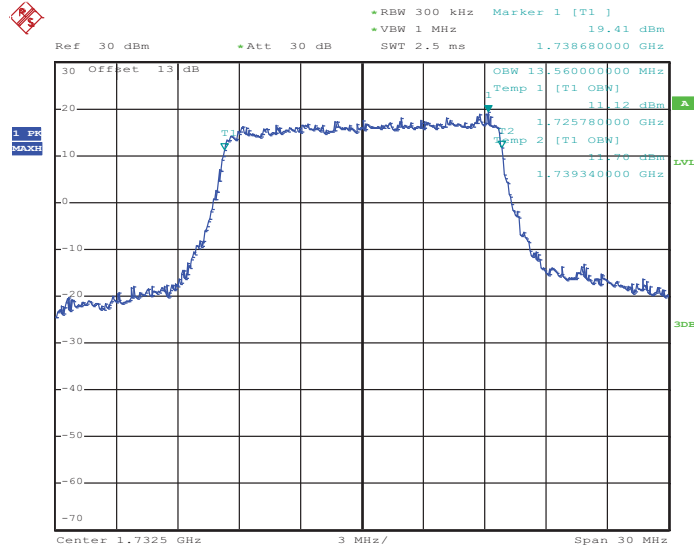


Date: 16.JUN.2013 10:22:48



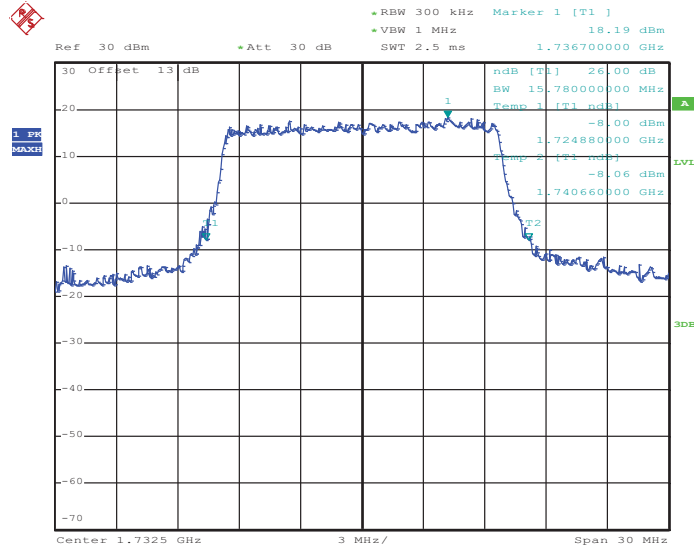
Band :	LTE Band 4	BW / Mod. :	15MHz / 16QAM
--------	------------	-------------	---------------

99% Occupied Bandwidth Plot on Channel 20175



Date: 25.JUN.2013 14:15:14

26dB Bandwidth Plot on Channel 20175

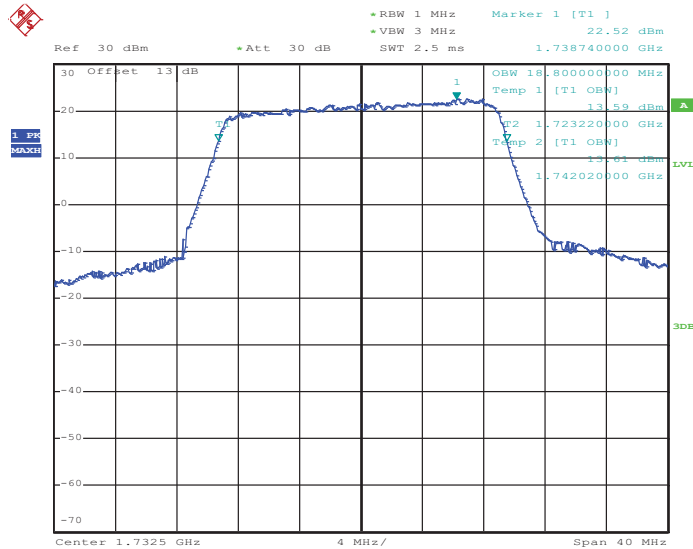


Date: 16.JUN.2013 10:24:11



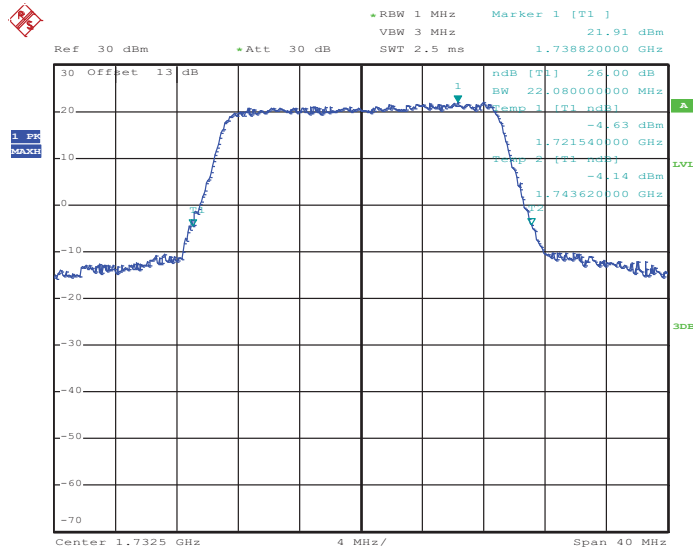
Band :	LTE Band 4	BW / Mod. :	20MHz / QPSK
--------	------------	-------------	--------------

99% Occupied Bandwidth Plot on Channel 20175



Date: 25.JUN.2013 14:12:06

26dB Bandwidth Plot on Channel 20175

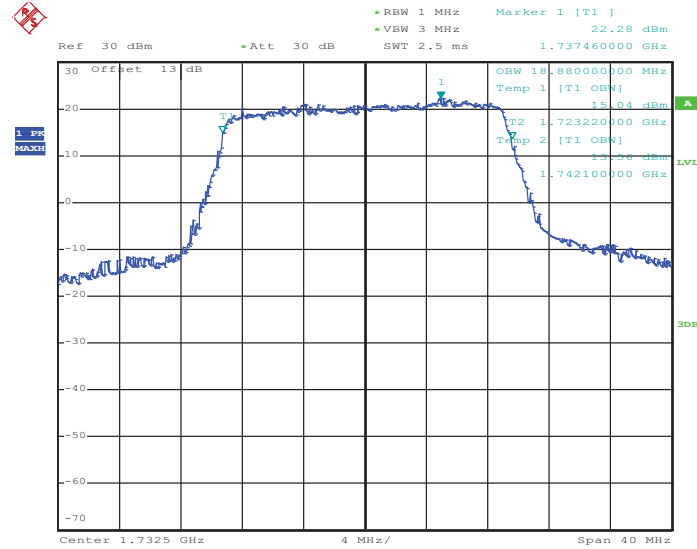


Date: 16.JUN.2013 10:14:22



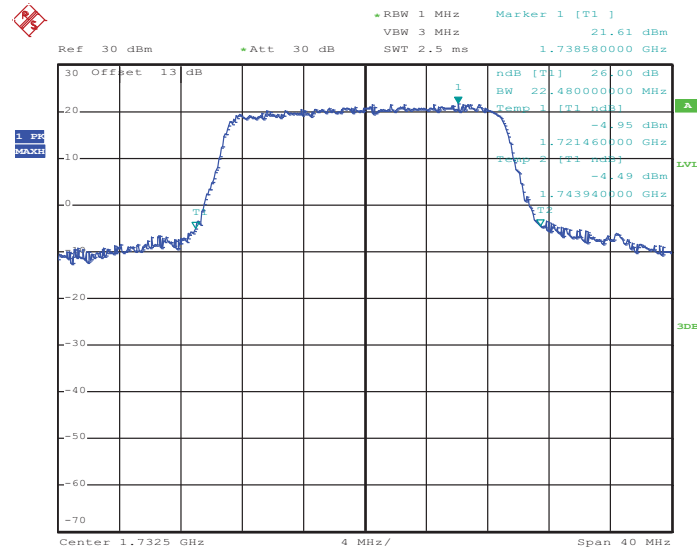
Band :	LTE Band 4	BW / Mod. :	20MHz / 16QAM
--------	------------	-------------	---------------

99% Occupied Bandwidth Plot on Channel 20175



Date: 25.JUN.2013 14:12:40

26dB Bandwidth Plot on Channel 20175

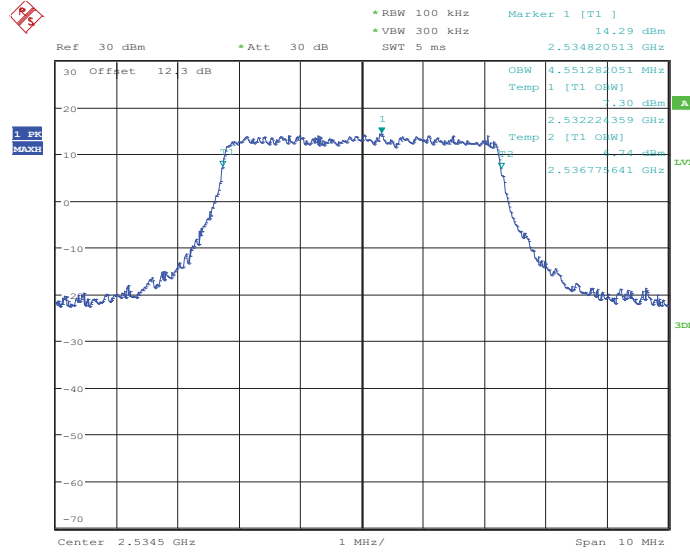


Date: 16.JUN.2013 10:15:46



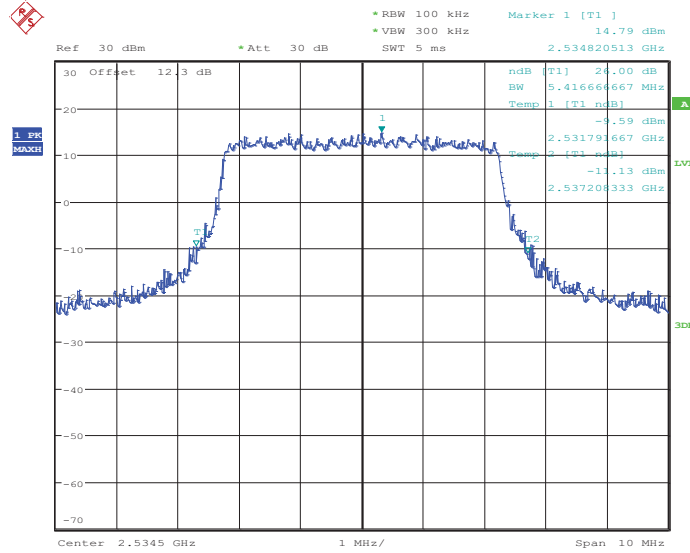
Band :	LTE Band 7	BW / Mod. :	5MHz / QPSK
--------	------------	-------------	-------------

99% Occupied Bandwidth Plot on Channel 21095



Date: 18.JUN.2013 17:18:16

26dB Bandwidth Plot on Channel 21095

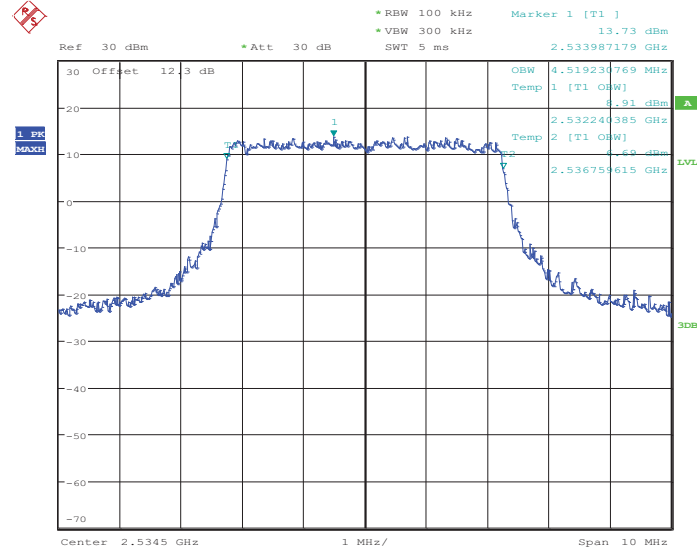


Date: 18.JUN.2013 17:16:11



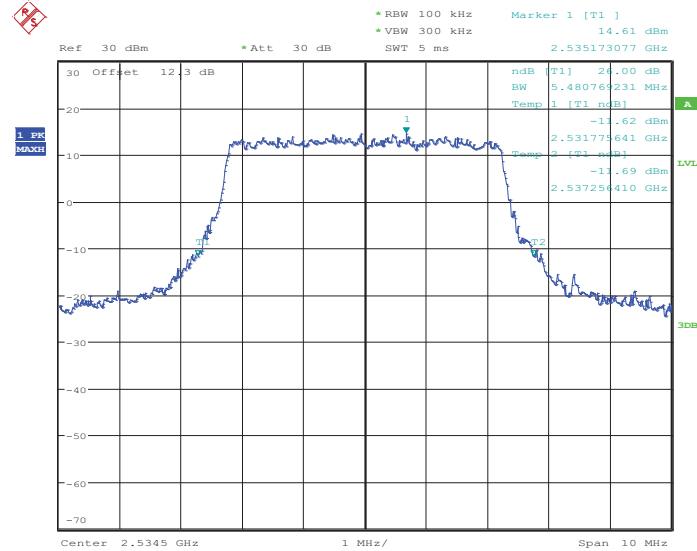
Band :	LTE Band 7	BW / Mod. :	5MHz / 16QAM
--------	------------	-------------	--------------

99% Occupied Bandwidth Plot on Channel 21095



Date: 18.JUN.2013 17:18:37

26dB Bandwidth Plot on Channel 21095

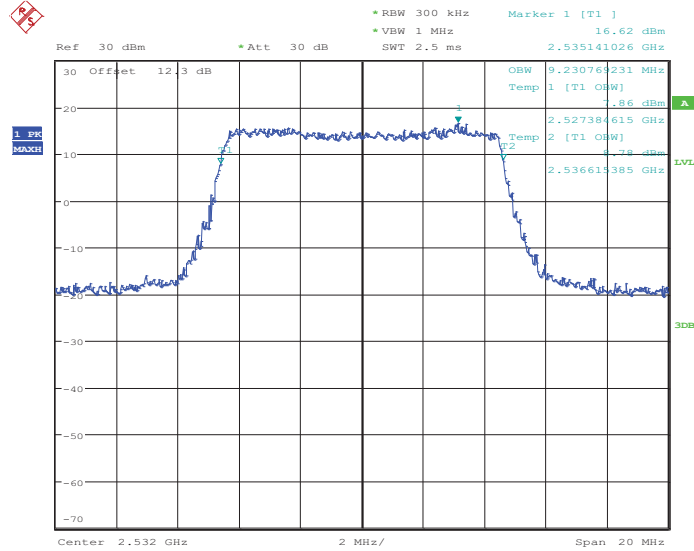


Date: 18.JUN.2013 17:16:01



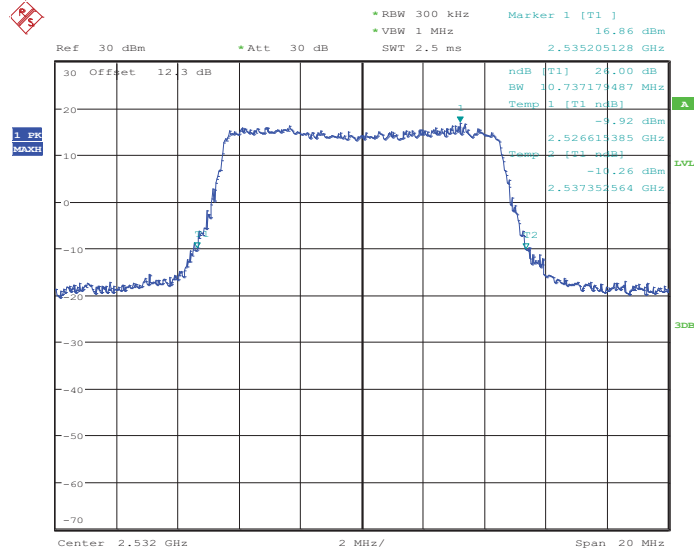
Band :	LTE Band 7	BW / Mod. :	10MHz / QPSK
--------	------------	-------------	--------------

99% Occupied Bandwidth Plot on Channel 21070



Date: 18.JUN.2013 17:25:23

26dB Bandwidth Plot on Channel 21070

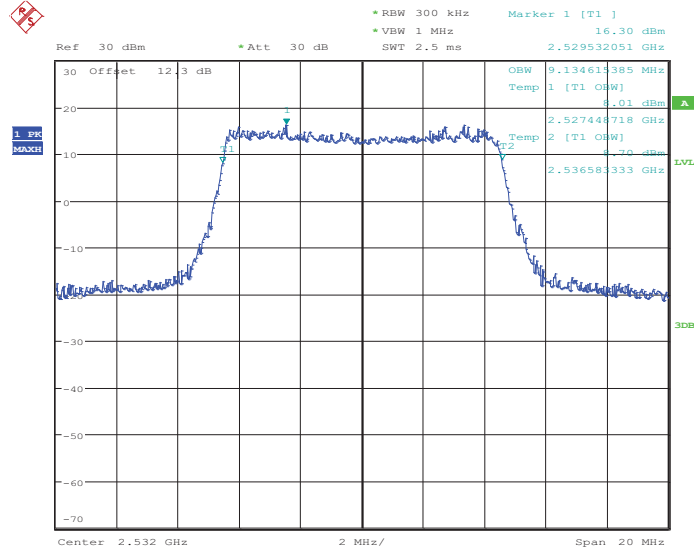


Date: 18.JUN.2013 17:11:12



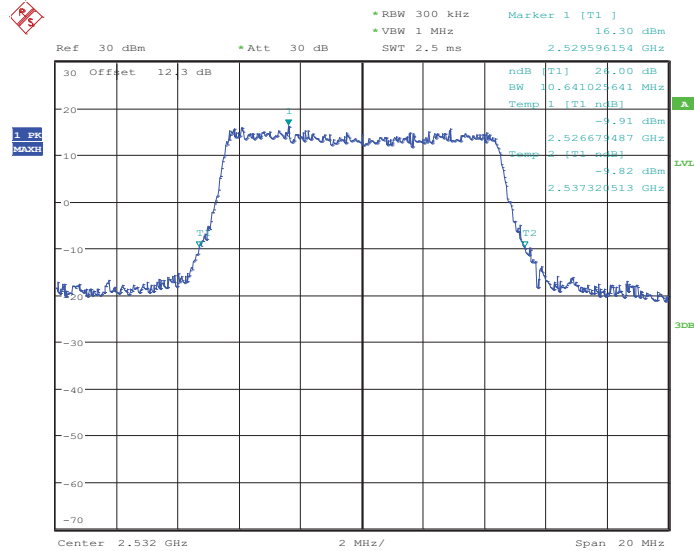
Band :	LTE Band 7	BW / Mod. :	10MHz / 16QAM
--------	------------	-------------	---------------

99% Occupied Bandwidth Plot on Channel 21070



Date: 18.JUN.2013 17:25:42

26dB Bandwidth Plot on Channel 21070

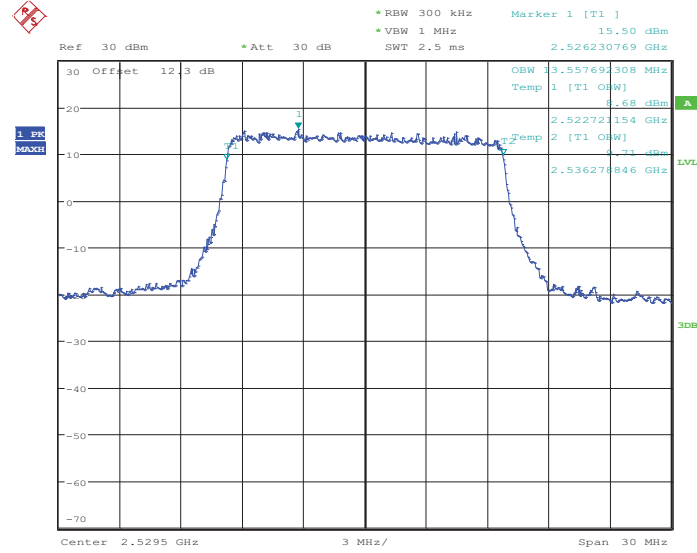


Date: 18.JUN.2013 17:11:27



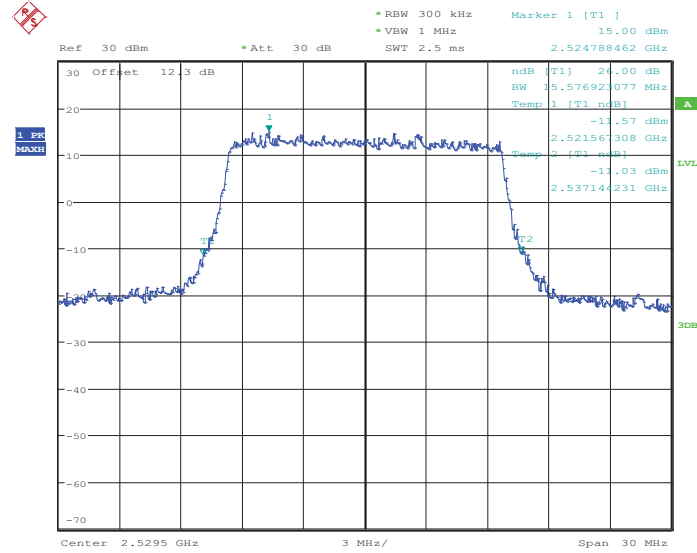
Band :	LTE Band 7	BW / Mod. :	15MHz / QPSK
--------	------------	-------------	--------------

99% Occupied Bandwidth Plot on Channel 21045



Date: 18.JUN.2013 17:30:42

26dB Bandwidth Plot on Channel 21045

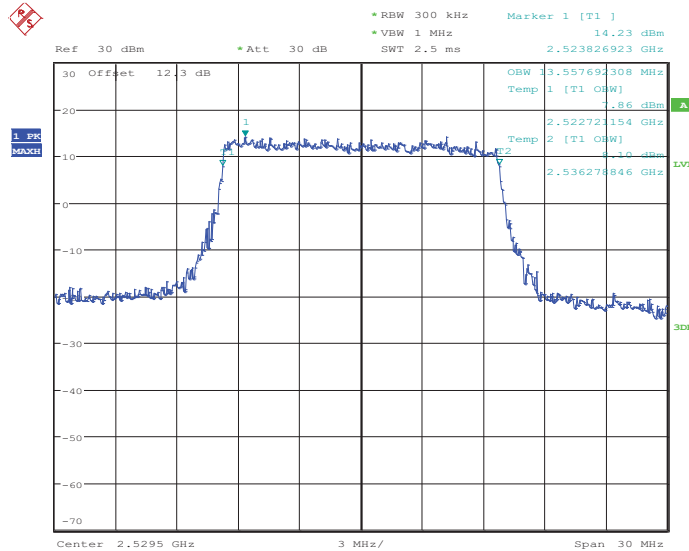


Date: 18.JUN.2013 17:09:49



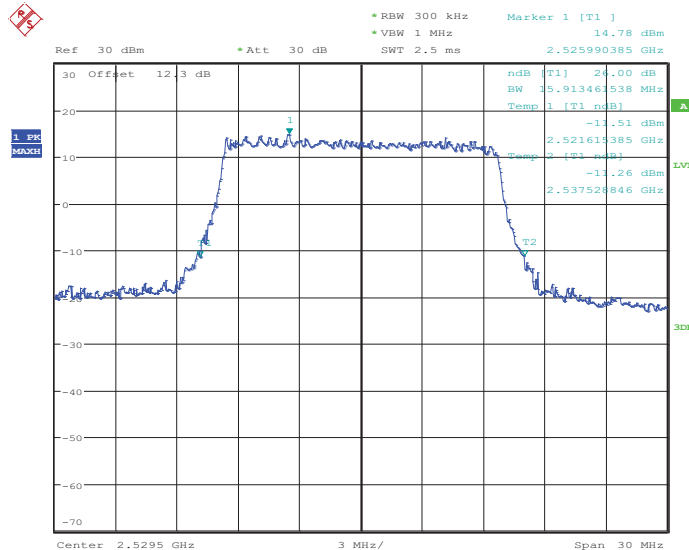
Band :	LTE Band 7	BW / Mod. :	15MHz / 16QAM
--------	------------	-------------	---------------

99% Occupied Bandwidth Plot on Channel 21045



Date: 18.JUN.2013 17:30:55

26dB Bandwidth Plot on Channel 21045

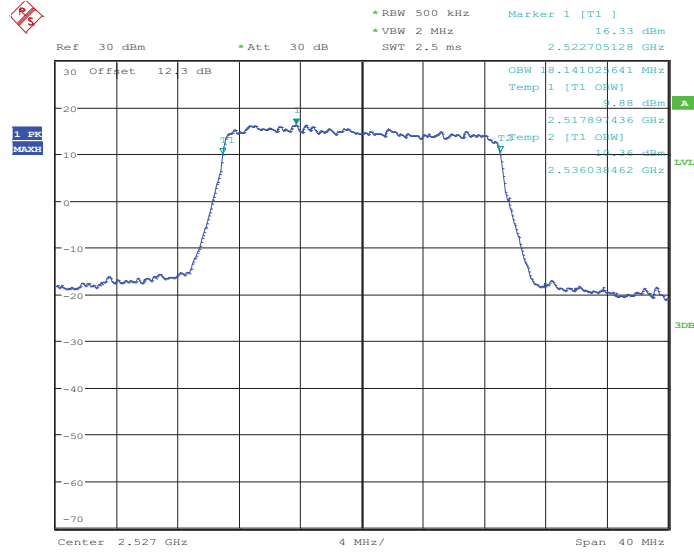


Date: 18.JUN.2013 17:09:17



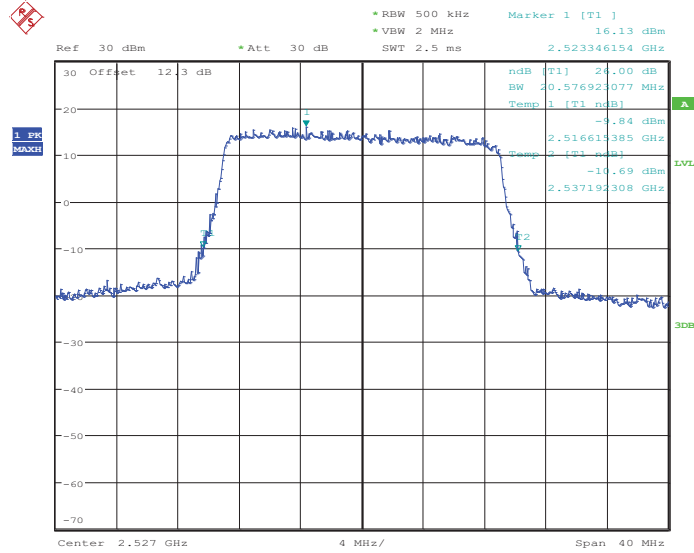
Band :	LTE Band 7	BW / Mod. :	20MHz / QPSK
--------	------------	-------------	--------------

99% Occupied Bandwidth Plot on Channel 21020



Date: 18.JUN.2013 17:41:51

26dB Bandwidth Plot on Channel 21020

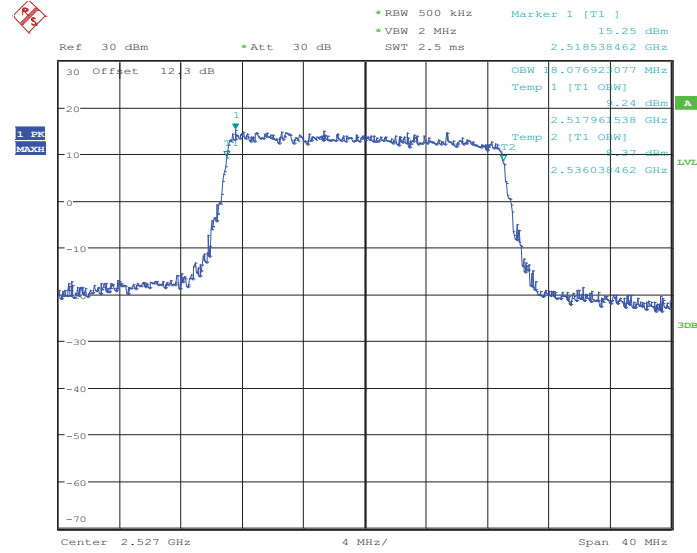


Date: 18.JUN.2013 17:06:24



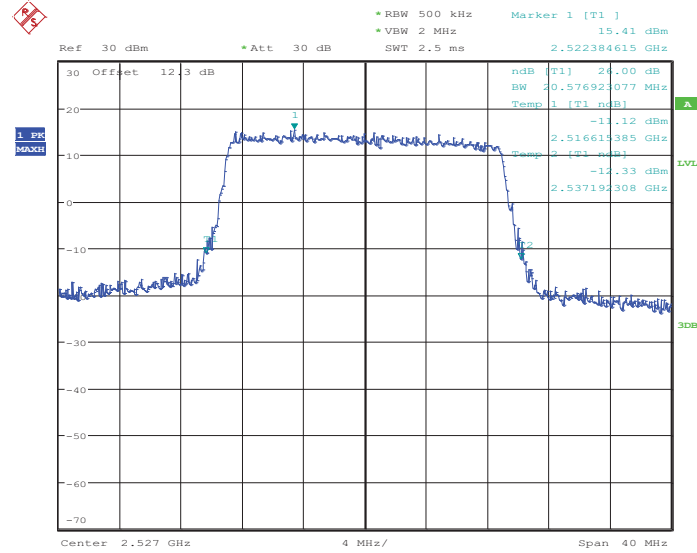
Band :	LTE Band 7	BW / Mod. :	20MHz / 16QAM
--------	------------	-------------	---------------

99% Occupied Bandwidth Plot on Channel 21020



Date: 18.JUN.2013 17:42:05

26dB Bandwidth Plot on Channel 21020

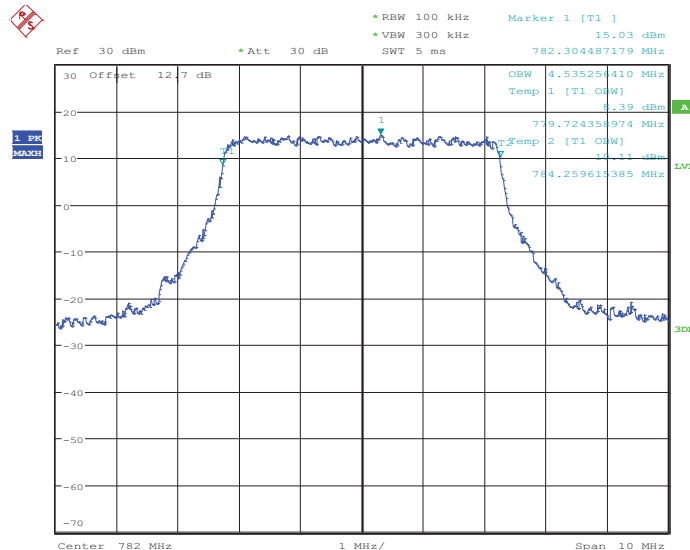


Date: 18.JUN.2013 17:06:35



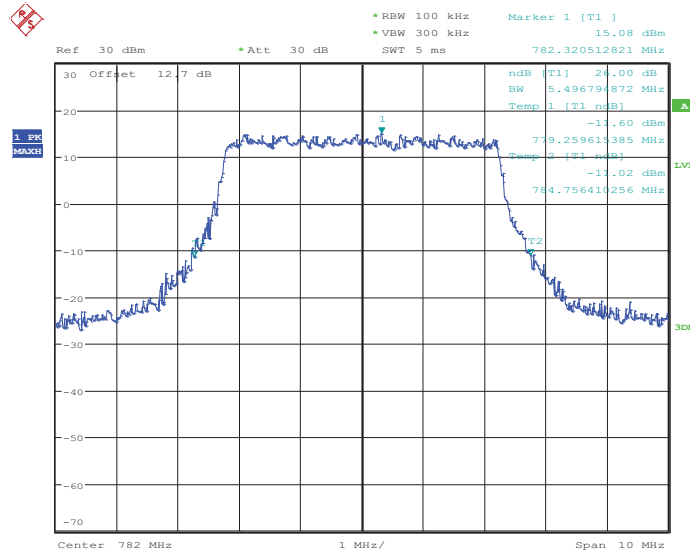
Band :	LTE Band 13	BW / Mod. :	5MHz / QPSK
--------	-------------	-------------	-------------

99% Occupied Bandwidth Plot on Channel 23230



Date: 17.JUN.2013 15:33:21

26dB Bandwidth Plot on Channel 23230

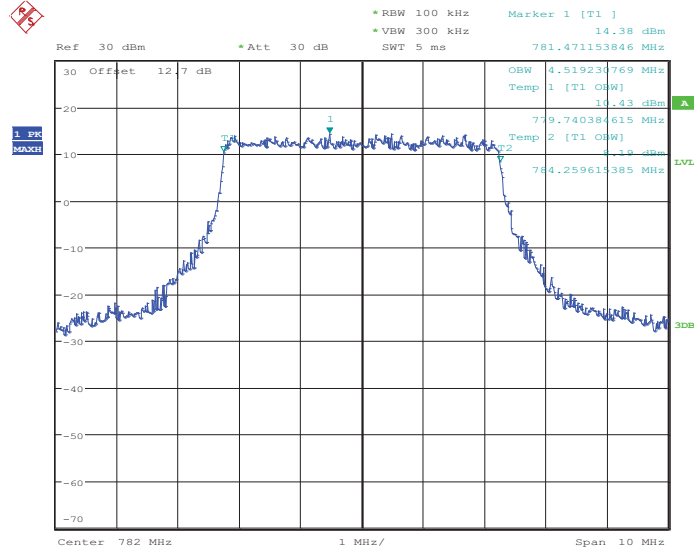


Date: 17.JUN.2013 15:28:32



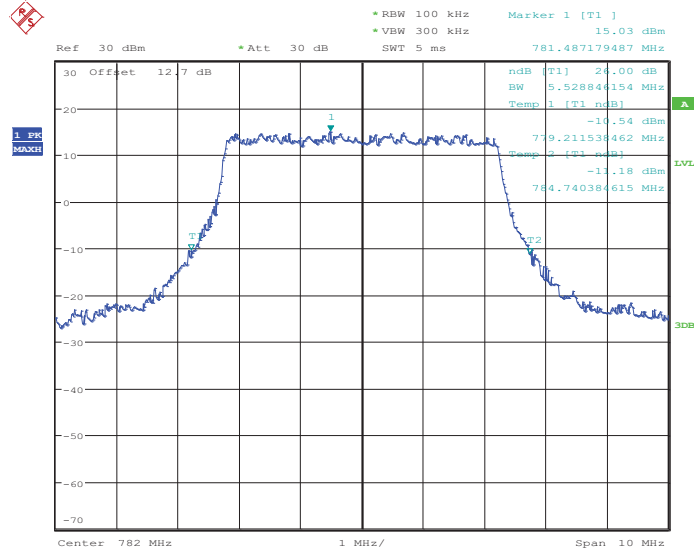
Band :	LTE Band 13	BW / Mod. :	5MHz / 16QAM
--------	-------------	-------------	--------------

99% Occupied Bandwidth Plot on Channel 23230



Date: 17.JUN.2013 15:33:34

26dB Bandwidth Plot on Channel 23230

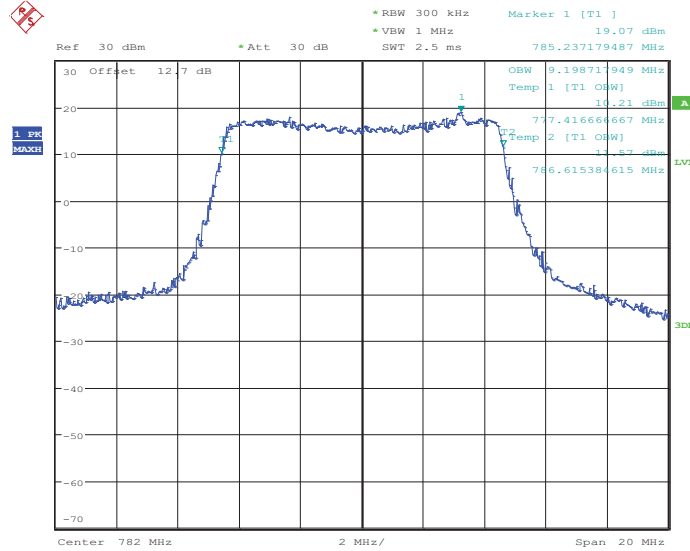


Date: 17.JUN.2013 15:28:18



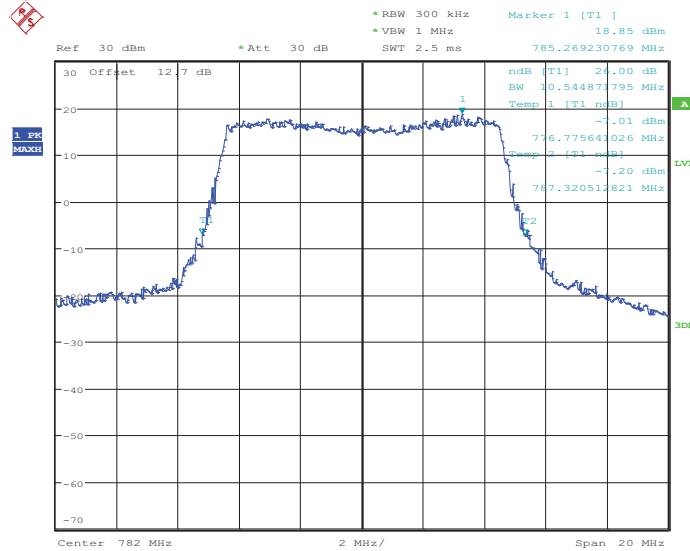
Band :	LTE Band 13	BW / Mod. :	10MHz / QPSK
--------	-------------	-------------	--------------

99% Occupied Bandwidth Plot on Channel 23230



Date: 17.JUN.2013 15:37:40

26dB Bandwidth Plot on Channel 23230

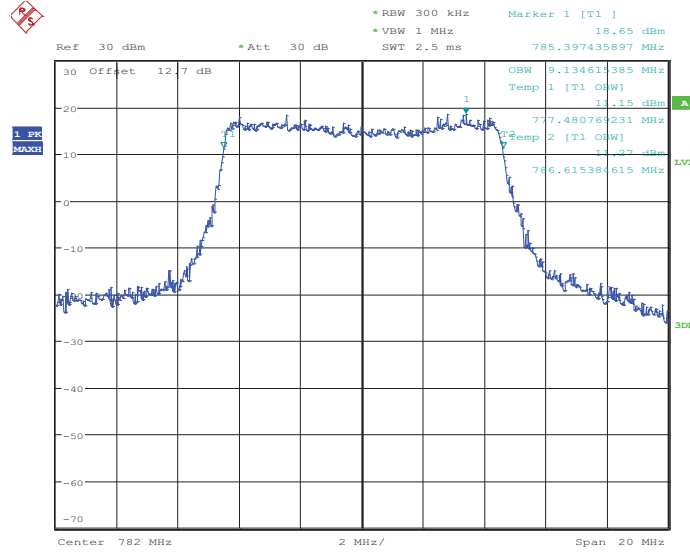


Date: 17.JUN.2013 15:27:07



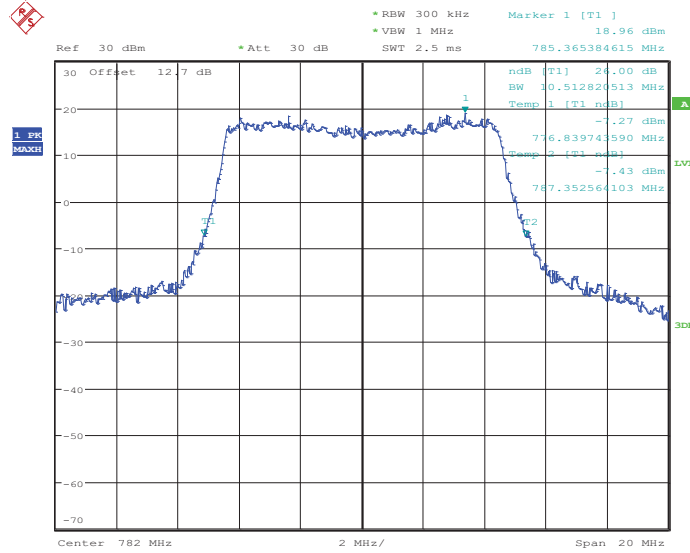
Band :	LTE Band 13	BW / Mod. :	10MHz / 16QAM
--------	-------------	-------------	---------------

99% Occupied Bandwidth Plot on Channel 23230



Date: 17.JUN.2013 15:37:53

26dB Bandwidth Plot on Channel 23230

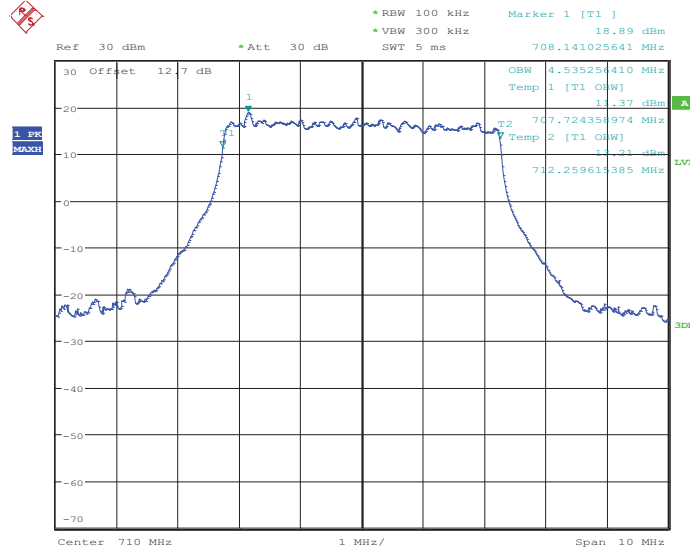


Date: 17.JUN.2013 15:27:24



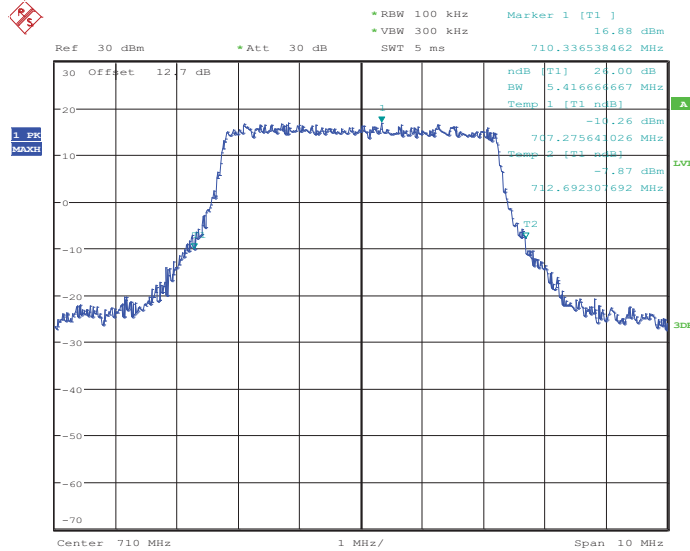
Band :	LTE Band 17	BW / Mod. :	5MHz / QPSK
--------	-------------	-------------	-------------

99% Occupied Bandwidth Plot on Channel 23790



Date: 18.JUN.2013 13:53:34

26dB Bandwidth Plot on Channel 23790

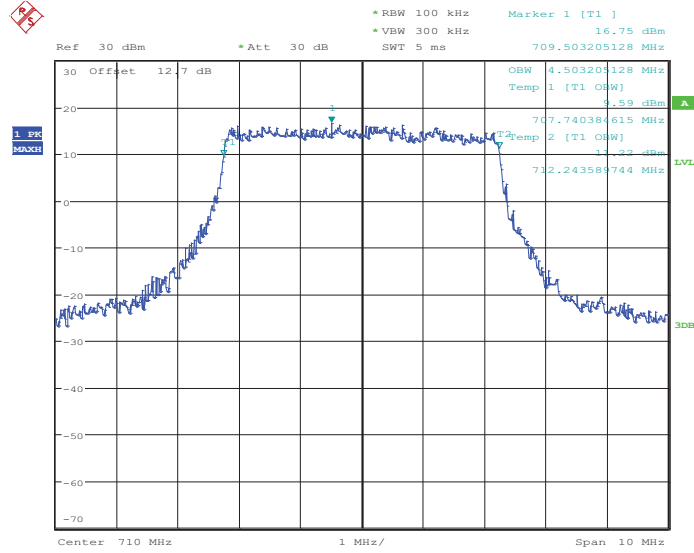


Date: 18.JUN.2013 16:01:48



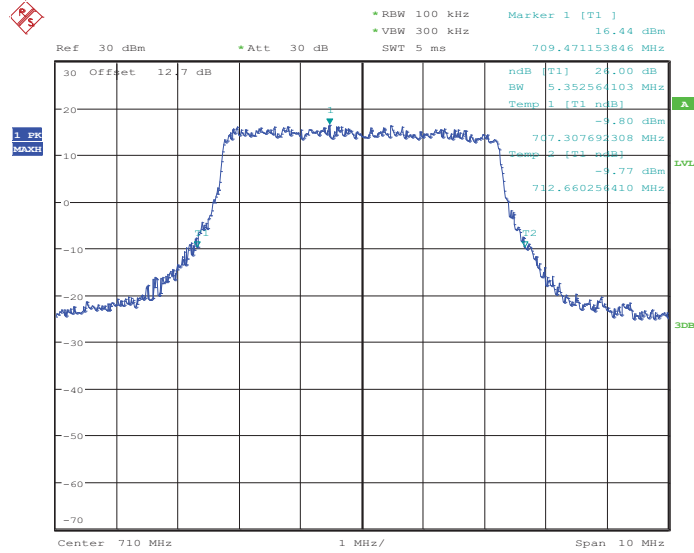
Band :	LTE Band 17	BW / Mod. :	5MHz / 16QAM
--------	-------------	-------------	--------------

99% Occupied Bandwidth Plot on Channel 23790



Date: 18.JUN.2013 13:53:52

26dB Bandwidth Plot on Channel 23790

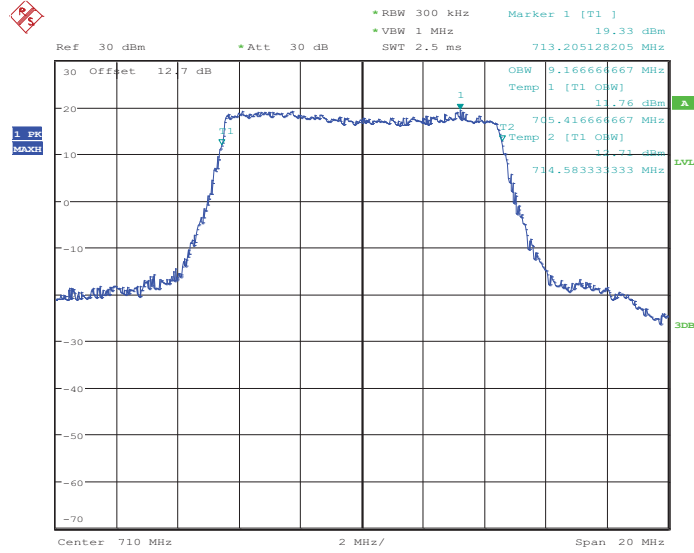


Date: 18.JUN.2013 16:01:34



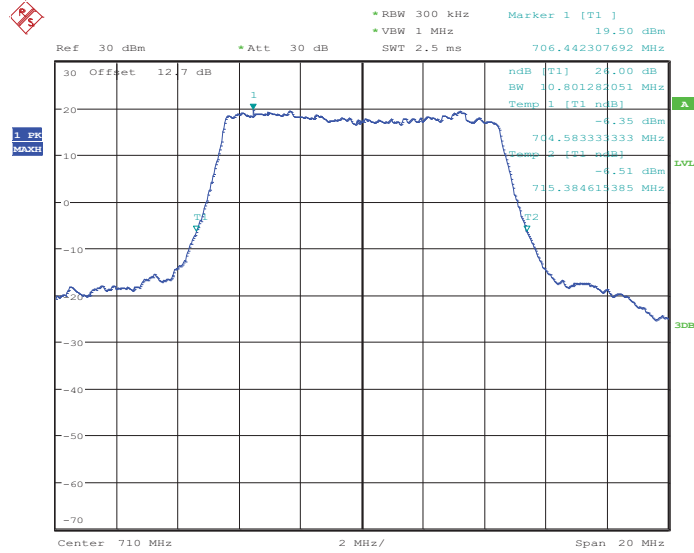
Band :	LTE Band 17	BW / Mod. :	10MHz / QPSK
--------	-------------	-------------	--------------

99% Occupied Bandwidth Plot on Channel 23790



Date: 18.JUN.2013 13:56:45

26dB Bandwidth Plot on Channel 23790

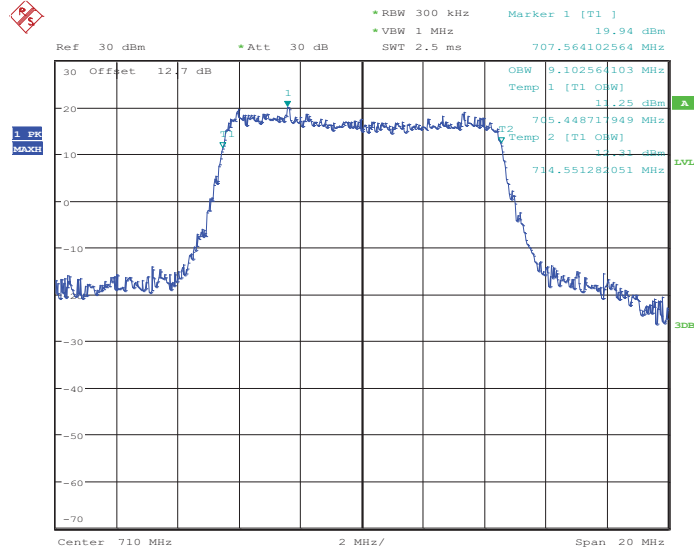


Date: 18.JUN.2013 16:00:23



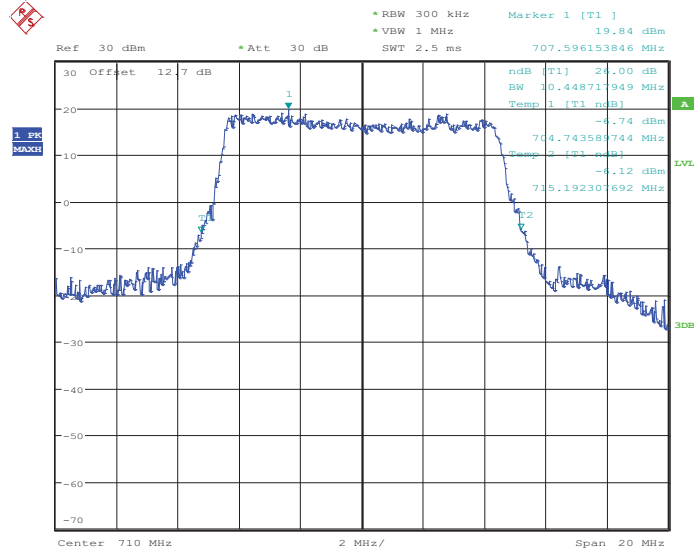
Band :	LTE Band 17	BW / Mod. :	10MHz / 16QAM
--------	-------------	-------------	---------------

99% Occupied Bandwidth Plot on Channel 23790



Date: 18.JUN.2013 13:56:58

26dB Bandwidth Plot on Channel 23790



Date: 18.JUN.2013 16:00:44



3.4 Conducted Band Edge Measurement

3.4.1 Description of Conducted Band Edge Measurement

22.917(a) For Band 5

For operations in the 824 – 849 MHz band, the FCC limit is $43 + 10\log_{10}(P[\text{Watts}])$ dB below the transmitter power P(Watts) in a 100kHz bandwidth. However, in the 1MHz bands immediately outside and adjacent to the licensee's frequency block, a resolution bandwidth of at least one percent of the emission bandwidth of the fundamental emission of the transmitter may be employed.

24.238 (a) For Band 2

For operations in the 1850-1910 and 1930-1990 MHz band, the FCC limit is $43 + 10\log_{10}(P[\text{Watts}])$ dB below the transmitter power P(Watts) in a 1MHz bandwidth. However, in the 1 MHz bands immediately outside and adjacent to the frequency block a resolution bandwidth of at least one percent of the emission bandwidth of the fundamental emission of the transmitter may be employed.

27.53 (c) For Band 13

For operations in the 776-788 MHz band, the FCC limit is $43 + 10\log_{10}(P[\text{Watts}])$ dB below the transmitter power P(Watts) in a 100 kHz bandwidth. However, in the 100 kHz bands immediately outside and adjacent to the frequency block, a resolution bandwidth of at least 30 kHz may be employed.

27.53 (g) For Band 17

For operations in the 698 -746 MHz band, the FCC limit is $43 + 10\log_{10}(P[\text{Watts}])$ dB below the transmitter power P(Watts) in a 100 kHz bandwidth. However, in the 100 kilohertz bands immediately outside and adjacent to a licensee's frequency block, a resolution bandwidth of at least 30 kHz may be employed.

27.53 (h) For Band 4

For operations in the 1710 – 1755 MHz band, the FCC limit is $43 + 10\log_{10}(P[\text{Watts}])$ dB below the transmitter power P(Watts) in a 1 MHz bandwidth. However, in the 1MHz bands immediately outside and adjacent to the licensee's frequency block, a resolution bandwidth of at least one percent of the emission bandwidth of the fundamental emission of the transmitter may be employed.

27.53 (m) For Band 7

The emissions be operated in the 2496-2690 MHz band, the attenuation factor of transmitter Power (P) shall be not less than $43 + 10 \log (P)$ dB at the channel edge and $55 + 10 \log (P)$ dB at 5.5MHz

from the channel edge.

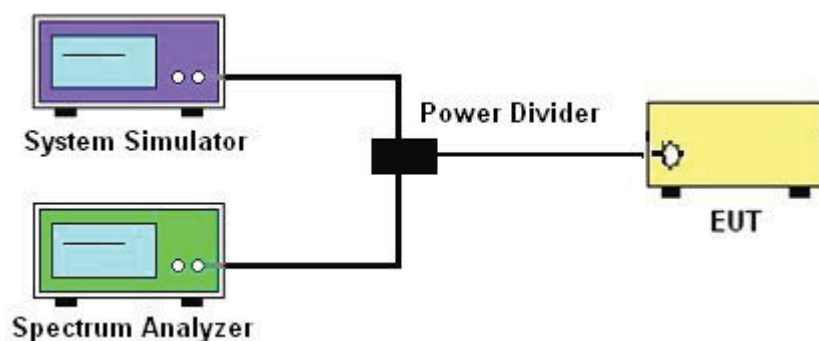
3.4.2 Measuring Instruments

See list of measuring instruments of this test report.

3.4.3 Test Procedures

1. The EUT was connected to Spectrum Analyzer and Base Station via power divider.
2. The band edges of low and high channels for the highest RF powers were measured. Setting $RBW \geq 1\%$ EBW, and measuring bandwidth = 1MHz.
3. The RF fundamental frequency should be excluded against the limit line in the operating frequency band.
4. The limit line is derived from $43 + 10\log(P)$ dB below the transmitter power P(Watts)
 $= P(W) - [43 + 10\log(P)]$ (dB)
 $= [30 + 10\log(P)]$ (dBm) - $[43 + 10\log(P)]$ (dB)
 $= -13$ dBm.
5. The limit line is derived from $55 + 10\log(P)$ dB below the transmitter power P(Watts)
 $= P(W) - [55 + 10\log(P)]$ (dB)
 $= [30 + 10\log(P)]$ (dBm) - $[55 + 10\log(P)]$ (dB)
 $= -25$ dBm.

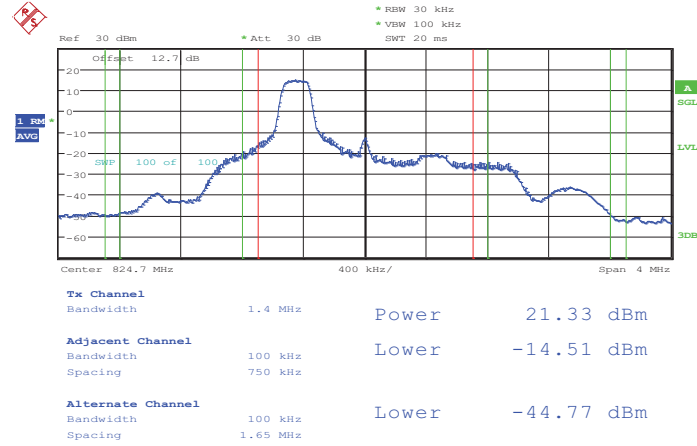
3.4.4 Test Setup



3.4.5 Test Result (Plots) of Conducted Band Edge

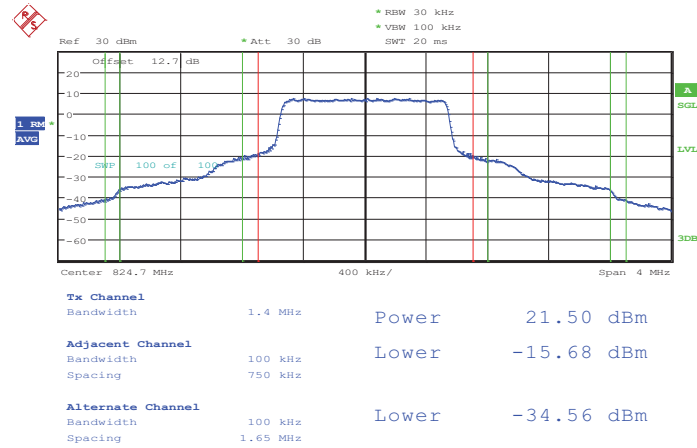
Band :	LTE Band 5	Band Width :	1.4MHz / QPSK
--------	------------	--------------	---------------

Lower Band Edge Plot for QPSK-RB Size 1, RB Offset 0



Date: 17.JUN.2013 13:40:34

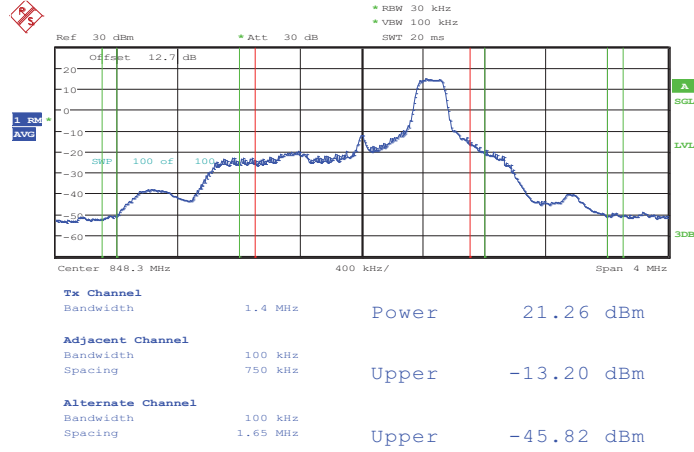
Lower Band Edge Plot for QPSK-RB Size 6, RB Offset 0



Date: 17.JUN.2013 13:41:02

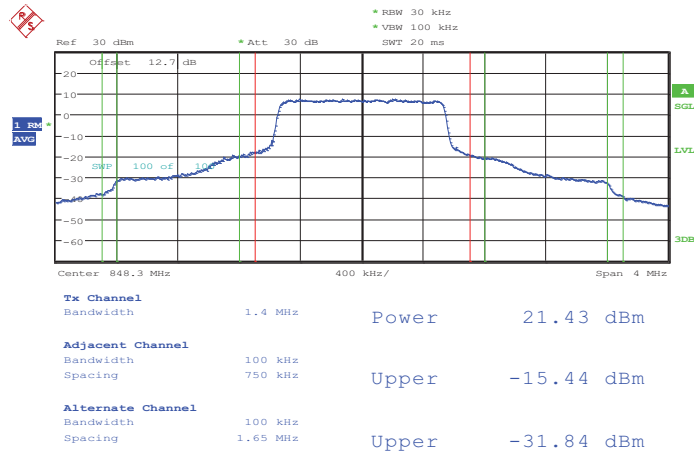


Higher Band Edge Plot for QPSK-RB Size 1, RB Offset 5



Date: 17.JUN.2013 13:38:43

Higher Band Edge Plot for QPSK-RB Size 6, RB Offset 0

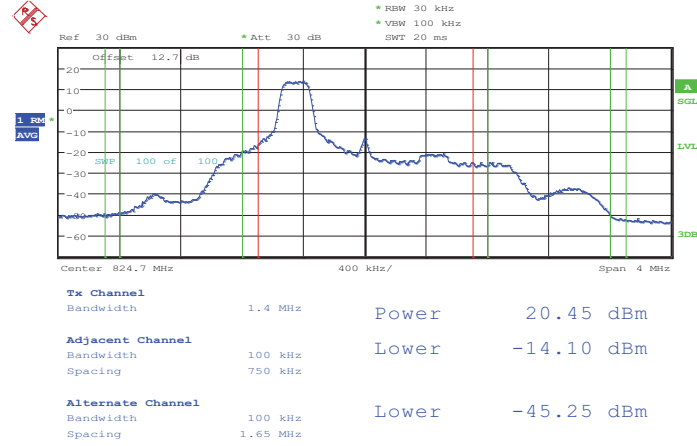


Date: 17.JUN.2013 13:36:52



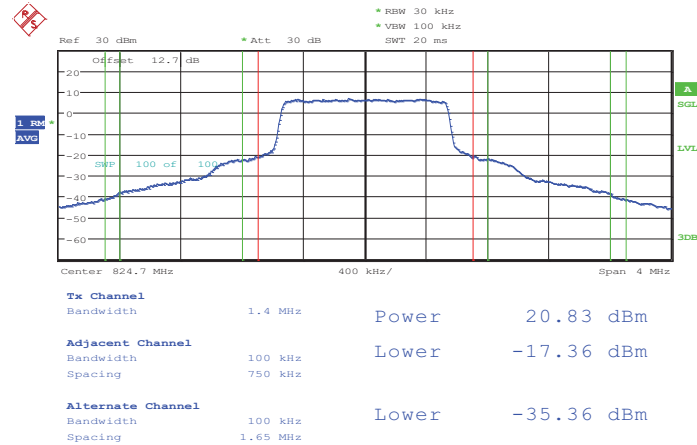
Band :	LTE Band 5	Band Width :	1.4MHz / 16QAM
---------------	------------	---------------------	----------------

Lower Band Edge Plot for 16QAM -RB Size 1, RB Offset 0



Date: 17.JUN.2013 13:40:18

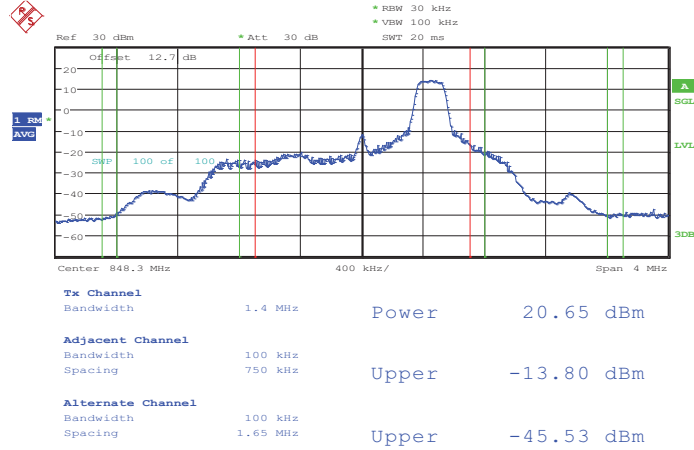
Lower Band Edge Plot for 16QAM -RB Size 6, RB Offset 0



Date: 17.JUN.2013 13:41:21

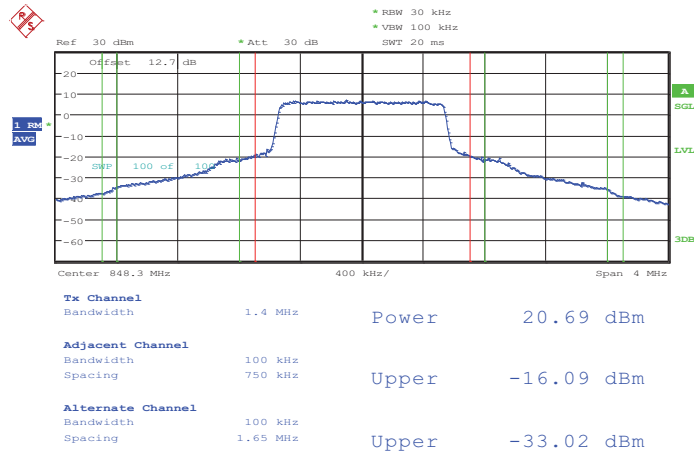


Higher Band Edge Plot for 16QAM -RB Size 1, RB Offset 5



Date: 17.JUN.2013 13:39:02

Higher Band Edge Plot for 16QAM -RB Size 6, RB Offset 0

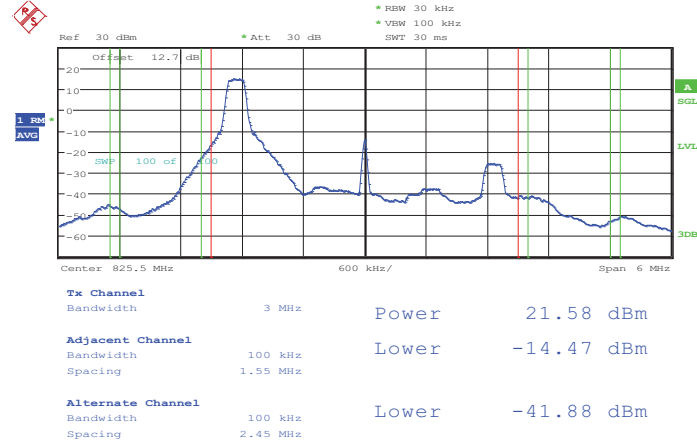


Date: 17.JUN.2013 13:37:12



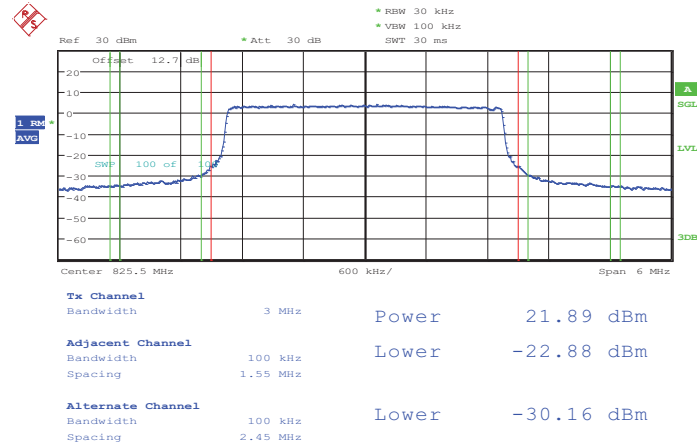
Band :	LTE Band 5	Band Width :	3MHz / QPSK
---------------	------------	---------------------	-------------

Lower Band Edge Plot for QPSK-RB Size 1, RB Offset 0



Date: 17.JUN.2013 11:56:52

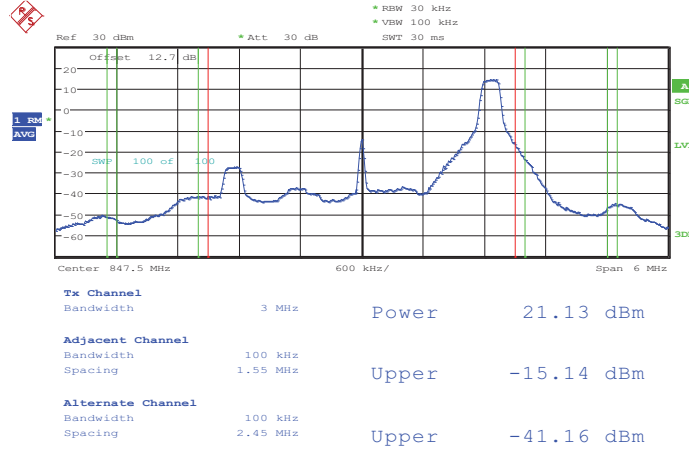
Lower Band Edge Plot for QPSK-RB Size 15, RB Offset 0



Date: 17.JUN.2013 11:57:55

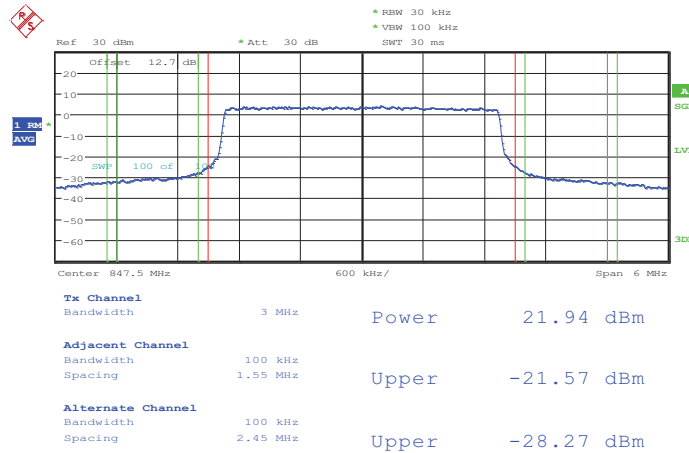


Higher Band Edge Plot for QPSK-RB Size 1, RB Offset 14



Date: 17.JUN.2013 12:00:14

Higher Band Edge Plot for QPSK-RB Size 15, RB Offset 0

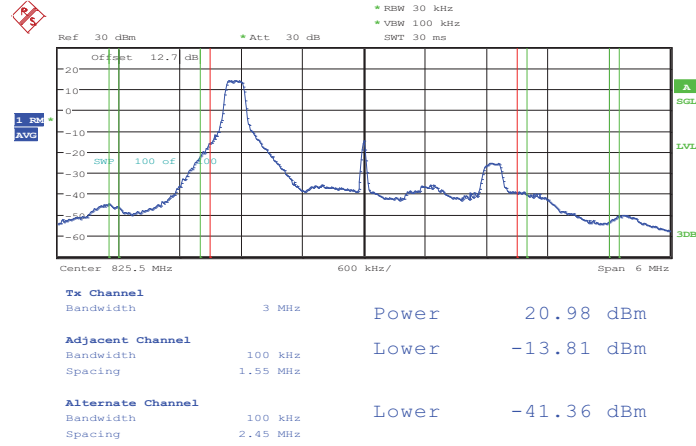


Date: 17.JUN.2013 11:59:18



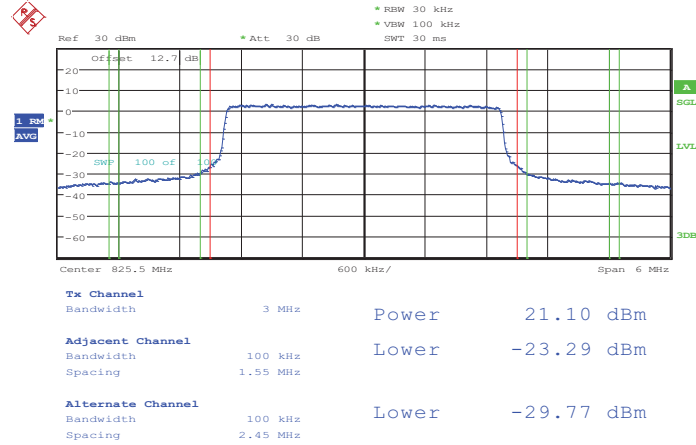
Band :	LTE Band 5	Band Width :	3MHz / 16QAM
---------------	------------	---------------------	--------------

Lower Band Edge Plot for 16QAM -RB Size 1, RB Offset 0



Date: 17.JUN.2013 11:57:11

Lower Band Edge Plot for 16QAM -RB Size 15, RB Offset 0



Date: 17.JUN.2013 11:57:40

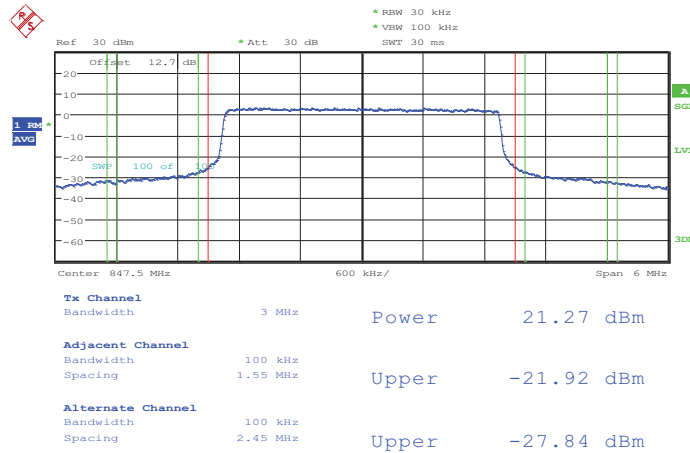


Higher Band Edge Plot for 16QAM -RB Size 1, RB Offset 14



Date: 17.JUN.2013 11:59:58

Higher Band Edge Plot for 16QAM -RB Size 15, RB Offset 0

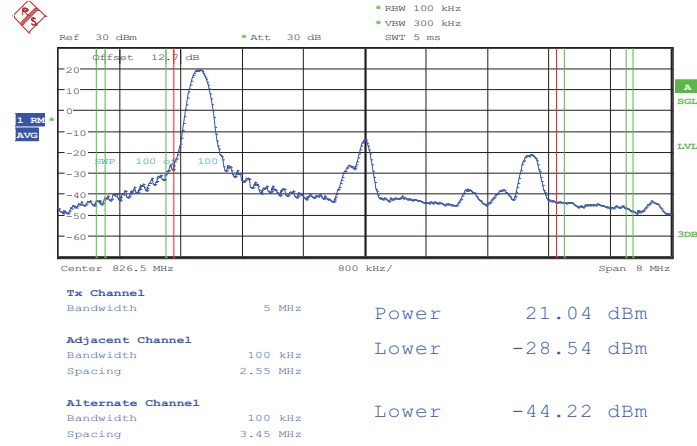


Date: 17.JUN.2013 11:59:36



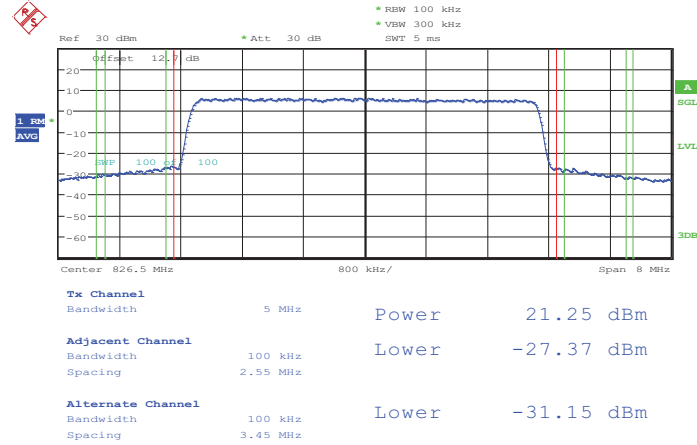
Band :	LTE Band 5	Band Width :	5MHz / QPSK
---------------	------------	---------------------	-------------

Lower Band Edge Plot for QPSK-RB Size 1, RB Offset 0



Date: 17.JUN.2013 11:49:24

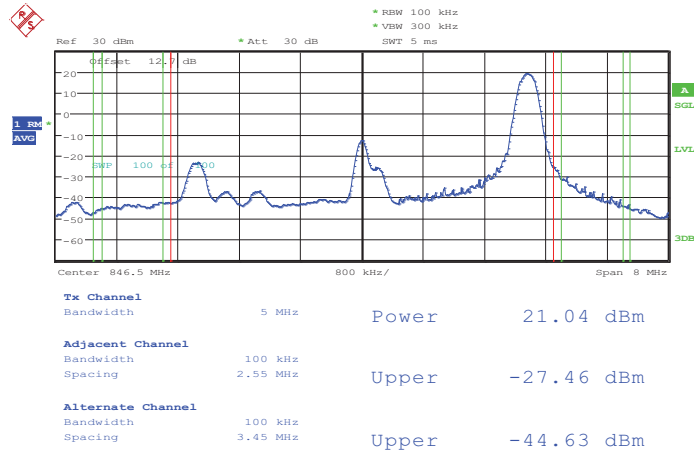
Lower Band Edge Plot for QPSK-RB Size 25, RB Offset 0



Date: 17.JUN.2013 11:49:41

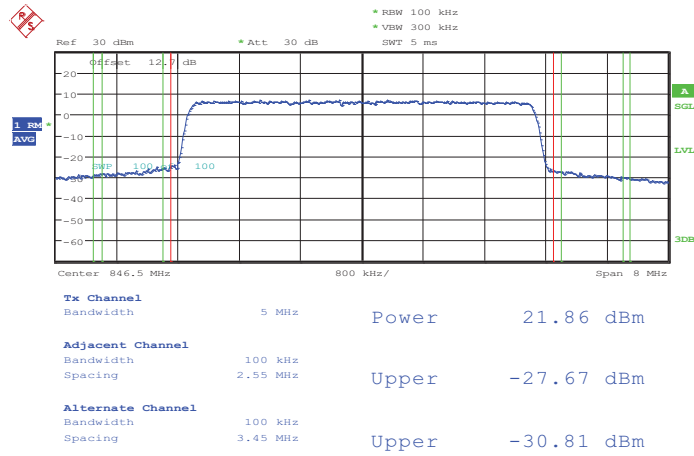


Higher Band Edge Plot for QPSK-RB Size 1, RB Offset 24



Date: 17.JUN.2013 11:47:42

Higher Band Edge Plot for QPSK-RB Size 25, RB Offset 0

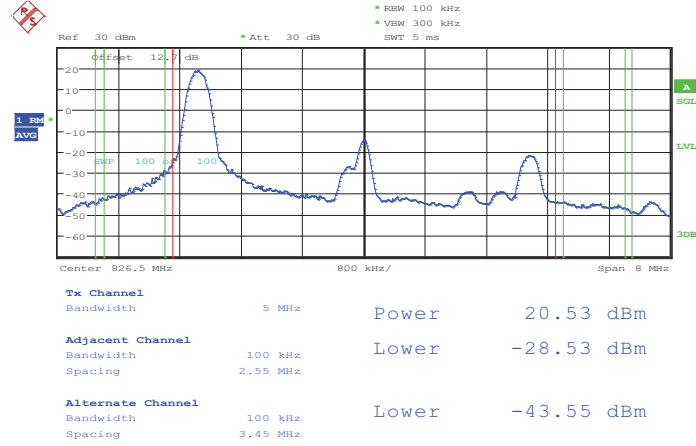


Date: 17.JUN.2013 11:45:24



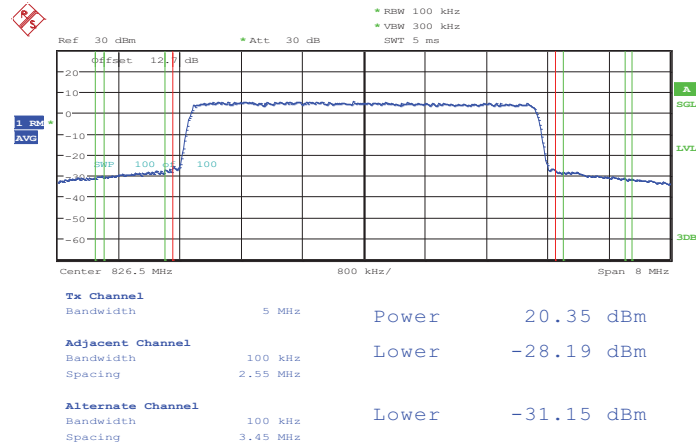
Band :	LTE Band 5	Band Width :	5MHz / 16QAM
---------------	------------	---------------------	--------------

Lower Band Edge Plot for 16QAM -RB Size 1, RB Offset 0



Date: 17.JUN.2013 11:49:10

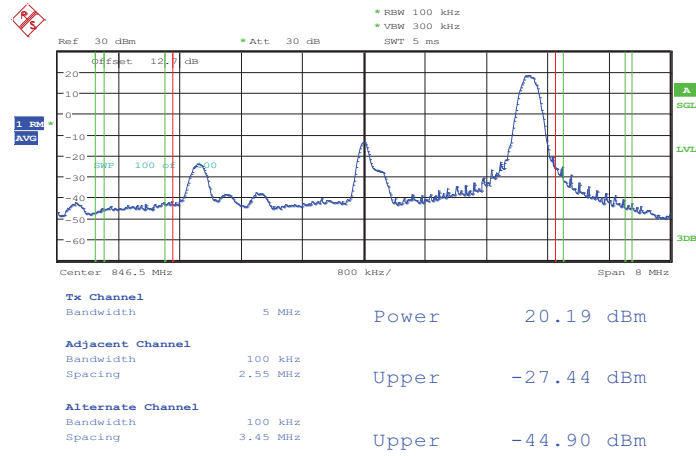
Lower Band Edge Plot for 16QAM -RB Size 25, RB Offset 0



Date: 17.JUN.2013 11:49:59

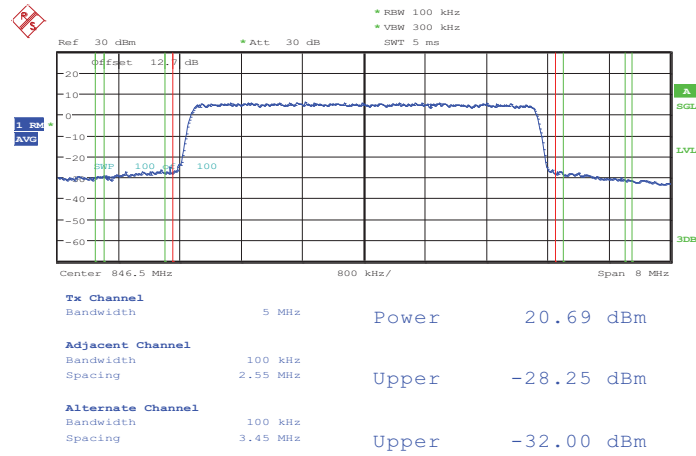


Higher Band Edge Plot for 16QAM -RB Size 1, RB Offset 24



Date: 17.JUN.2013 11:47:57

Higher Band Edge Plot for 16QAM -RB Size 25, RB Offset 0

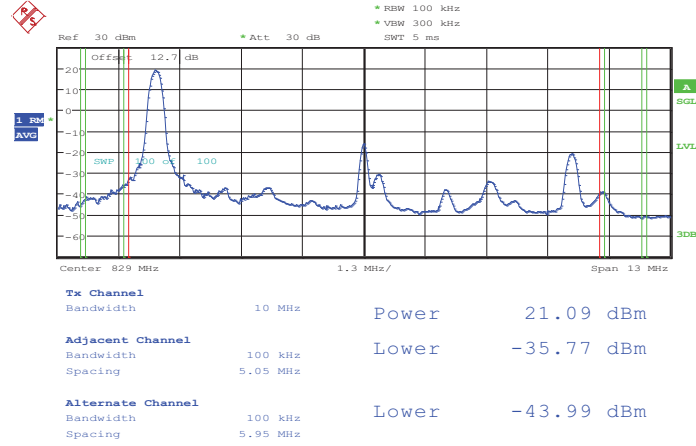


Date: 17.JUN.2013 11:45:44



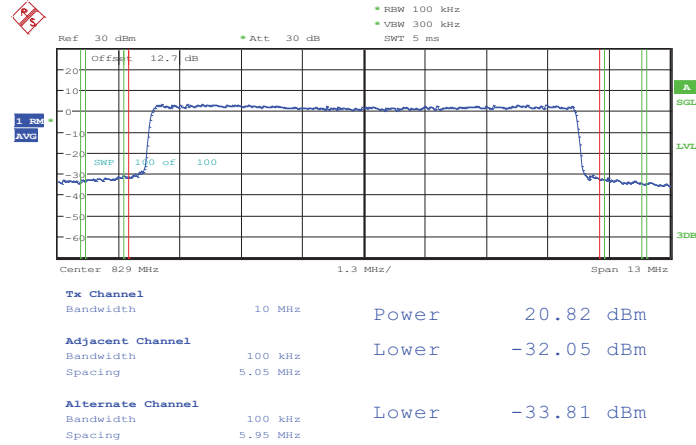
Band :	LTE Band 5	Band Width :	10MHz / QPSK
---------------	------------	---------------------	--------------

Lower Band Edge Plot for QPSK-RB Size 1, RB Offset 0



Date: 17.JUN.2013 11:40:15

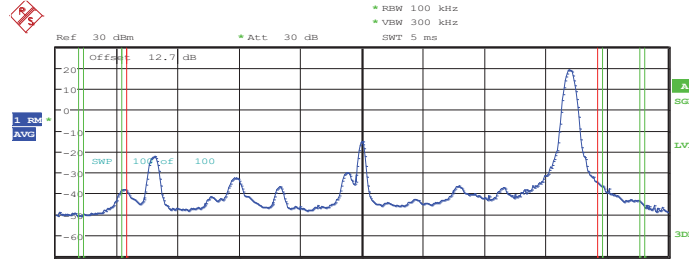
Lower Band Edge Plot for QPSK-RB Size 50, RB Offset 0



Date: 17.JUN.2013 11:39:21



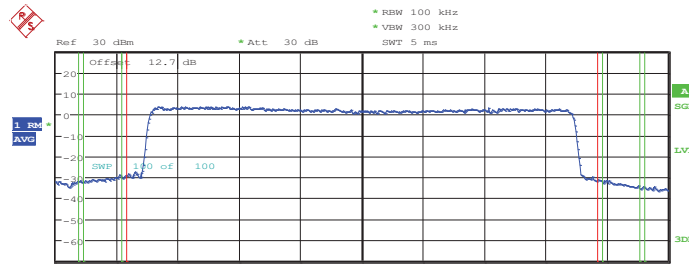
Higher Band Edge Plot for QPSK-RB Size 1, RB Offset 49



Tx Channel		Bandwidth	10 MHz	Power	20.88 dBm
Adjacent Channel		Bandwidth	100 kHz	Upper	-36.22 dBm
		Spacing	5.05 MHz		
Alternate Channel		Bandwidth	100 kHz	Upper	-45.28 dBm
		Spacing	5.95 MHz		

Date: 17.JUN.2013 11:41:04

Higher Band Edge Plot for QPSK-RB Size 50, RB Offset 0



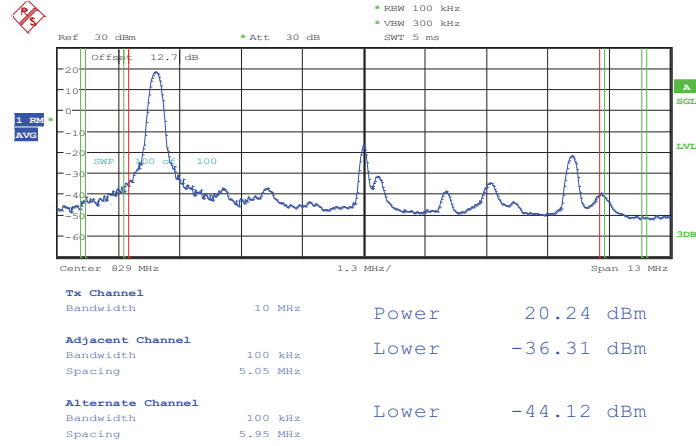
Tx Channel		Bandwidth	10 MHz	Power	21.29 dBm
Adjacent Channel		Bandwidth	100 kHz	Upper	-31.81 dBm
		Spacing	5.05 MHz		
Alternate Channel		Bandwidth	100 kHz	Upper	-35.28 dBm
		Spacing	5.95 MHz		

Date: 17.JUN.2013 11:42:06



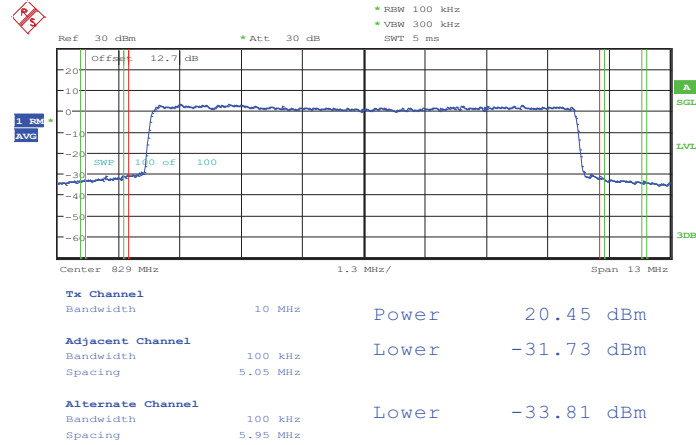
Band :	LTE Band 5	Band Width :	10MHz / 16QAM
---------------	------------	---------------------	---------------

Lower Band Edge Plot for 16QAM -RB Size 1, RB Offset 0



Date: 17.JUN.2013 11:40:00

Lower Band Edge Plot for 16QAM -RB Size 50, RB Offset 0



Date: 17.JUN.2013 11:39:42

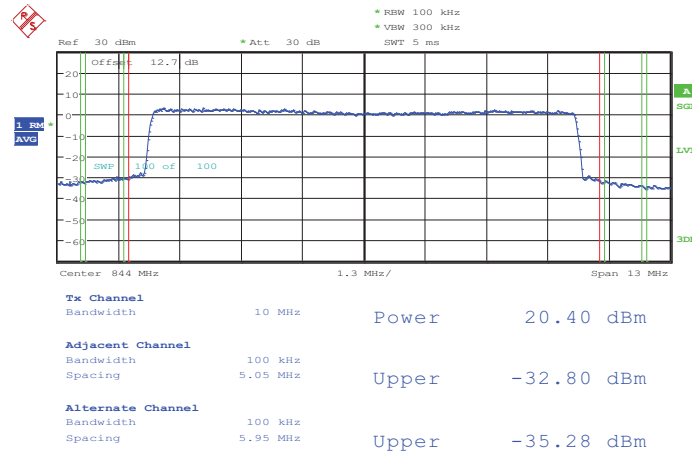


Higher Band Edge Plot for 16QAM -RB Size 1, RB Offset 49



Date: 17.JUN.2013 11:41:22

Higher Band Edge Plot for 16QAM -RB Size 50, RB Offset 0

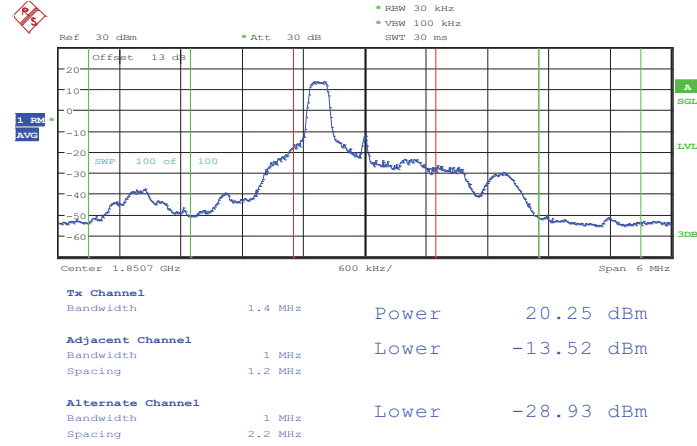


Date: 17.JUN.2013 11:41:50



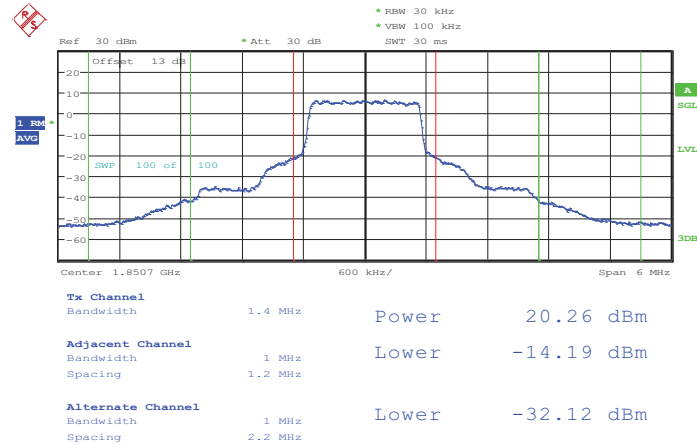
Band :	LTE Band 2	Band Width :	1.4MHz / QPSK
---------------	------------	---------------------	---------------

Lower Band Edge Plot for QPSK-RB Size 1, RB Offset 0



Date: 15.JUN.2013 06:15:13

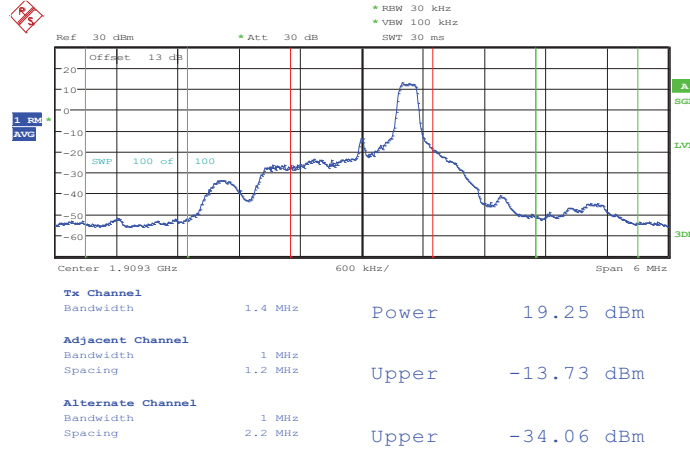
Lower Band Edge Plot for QPSK-RB Size 6, RB Offset 0



Date: 15.JUN.2013 06:14:28

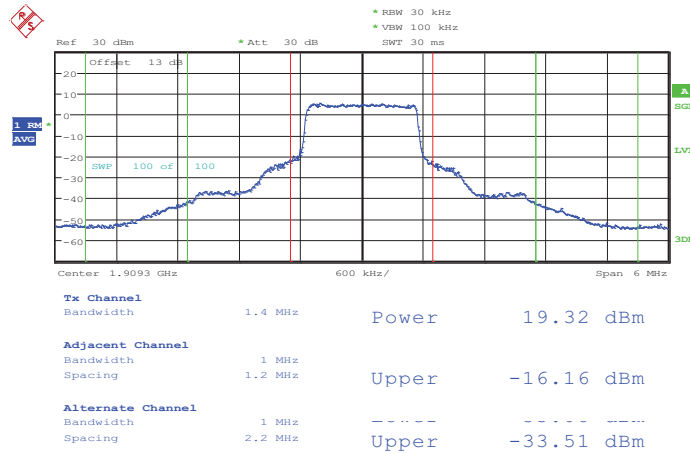


Higher Band Edge Plot for QPSK-RB Size 1, RB Offset 5



Date: 15.JUN.2013 06:18:46

Higher Band Edge Plot for QPSK-RB Size 6, RB Offset 0

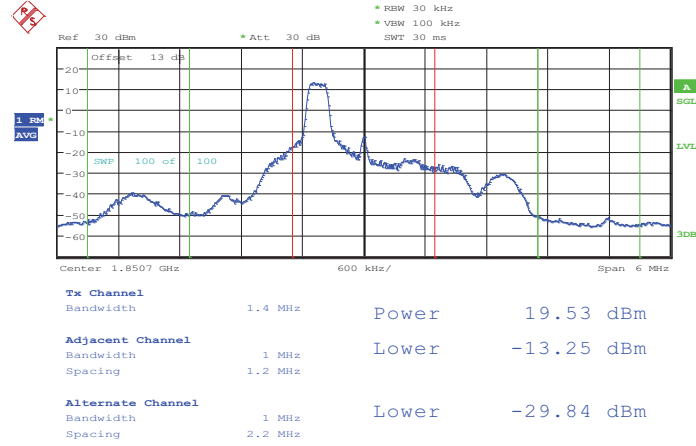


Date: 15.JUN.2013 06:19:05



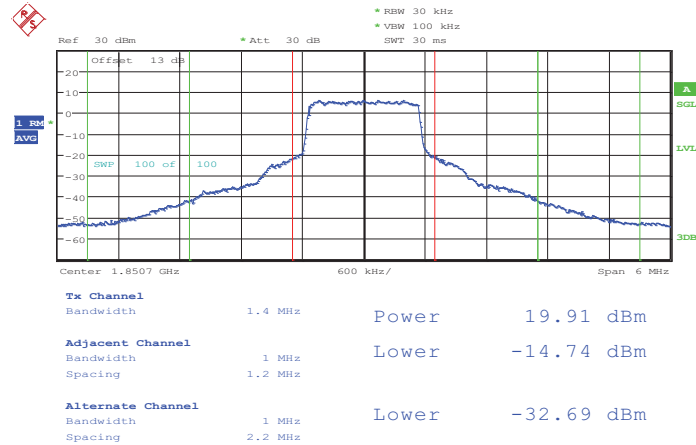
Band :	LTE Band 2	Band Width :	1.4MHz / 16QAM
---------------	------------	---------------------	----------------

Lower Band Edge Plot for 16QAM -RB Size 1, RB Offset 0



Date: 15.JUN.2013 06:16:00

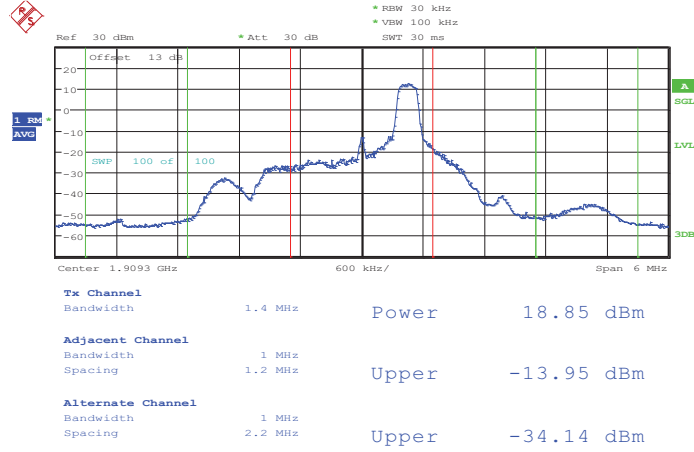
Lower Band Edge Plot for 16QAM -RB Size 6, RB Offset 0



Date: 15.JUN.2013 06:16:25

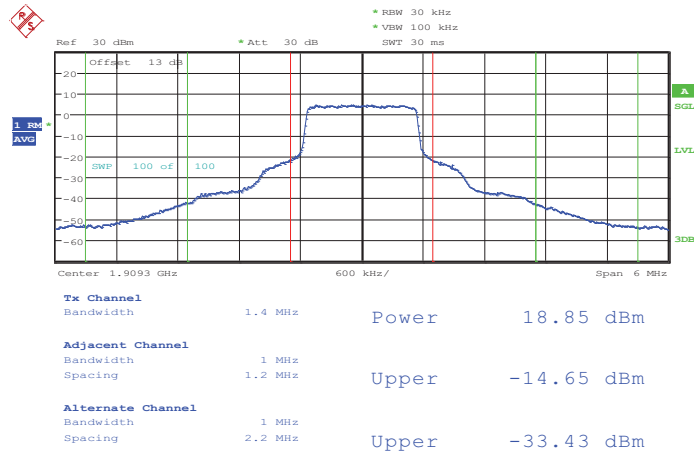


Higher Band Edge Plot for 16QAM -RB Size 1, RB Offset 5



Date: 15.JUN.2013 06:18:34

Higher Band Edge Plot for 16QAM -RB Size 6, RB Offset 0

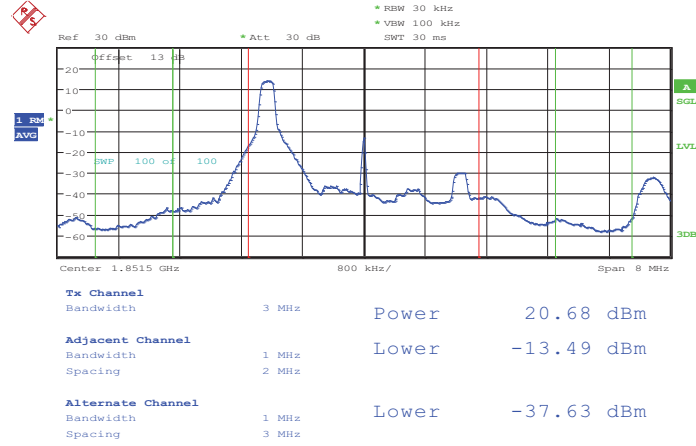


Date: 15.JUN.2013 06:18:00



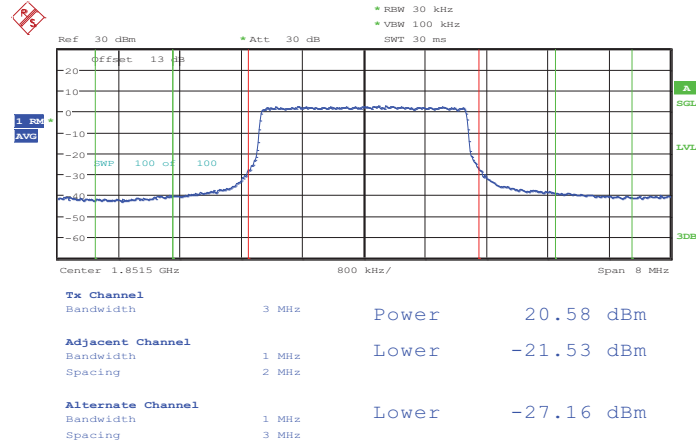
Band :	LTE Band 2	Band Width :	3MHz / QPSK
---------------	------------	---------------------	-------------

Lower Band Edge Plot for QPSK-RB Size 1, RB Offset 0



Date: 15.JUN.2013 06:10:49

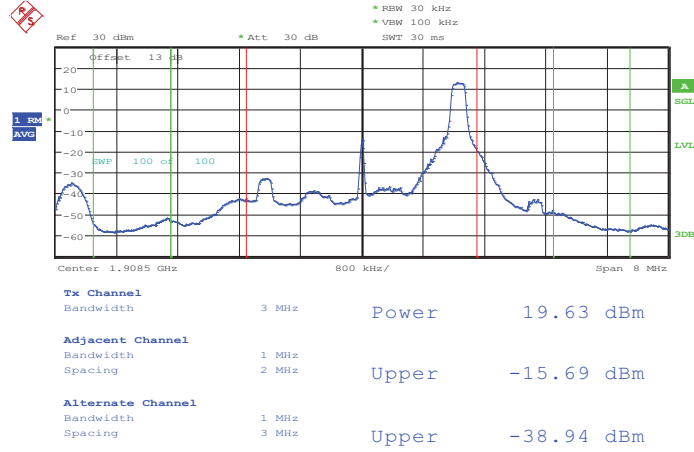
Lower Band Edge Plot for QPSK-RB Size 15, RB Offset 0



Date: 15.JUN.2013 06:11:16

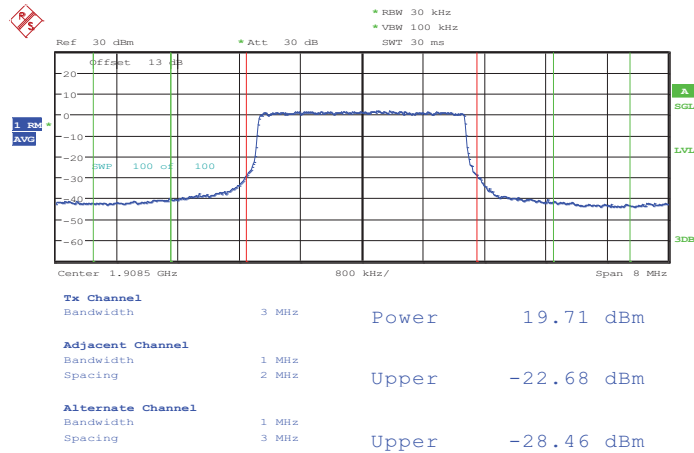


Higher Band Edge Plot for QPSK-RB Size 1, RB Offset 14



Date: 15.JUN.2013 06:08:36

Higher Band Edge Plot for QPSK-RB Size 15, RB Offset 0

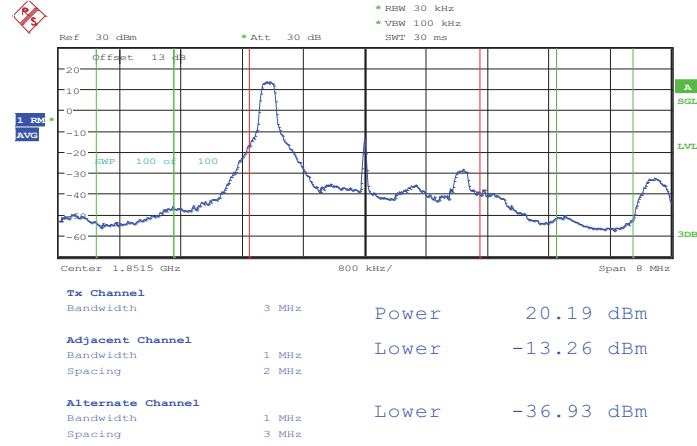


Date: 15.JUN.2013 06:08:19



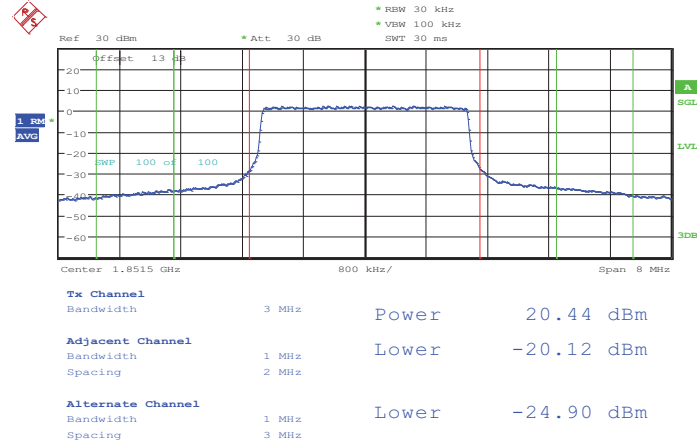
Band :	LTE Band 2	Band Width :	3MHz / 16QAM
---------------	------------	---------------------	--------------

Lower Band Edge Plot for 16QAM -RB Size 1, RB Offset 0



Date: 15.JUN.2013 06:10:30

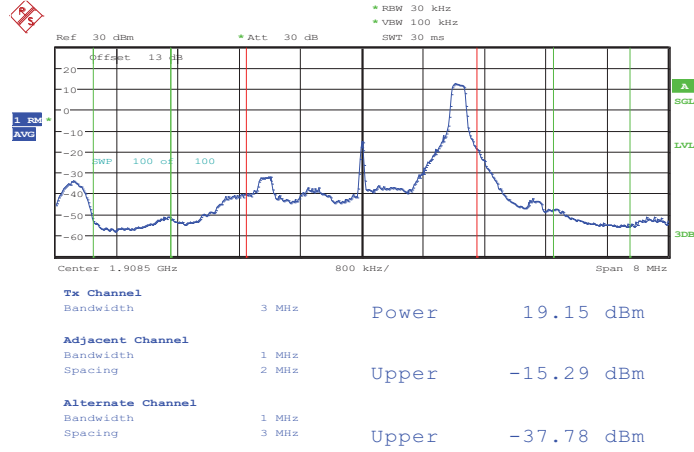
Lower Band Edge Plot for 16QAM -RB Size 15, RB Offset 0



Date: 15.JUN.2013 06:09:35

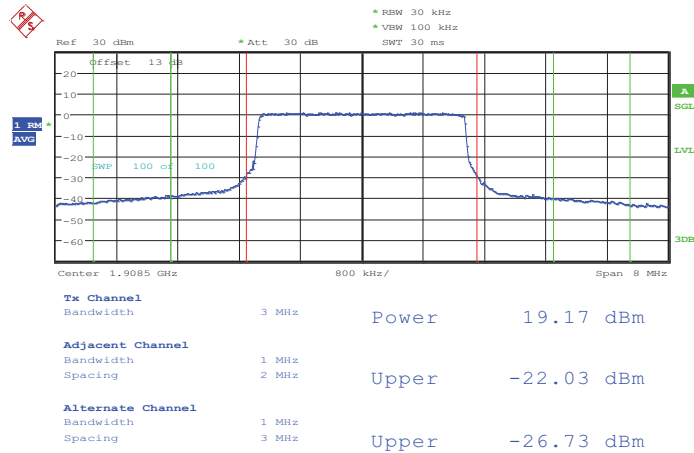


Higher Band Edge Plot for 16QAM -RB Size 1, RB Offset 14



Date: 15.JUN.2013 06:08:50

Higher Band Edge Plot for 16QAM -RB Size 15, RB Offset 0

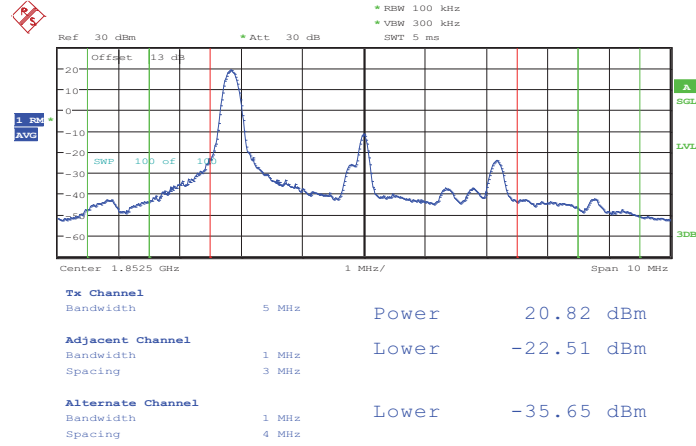


Date: 15.JUN.2013 06:09:07



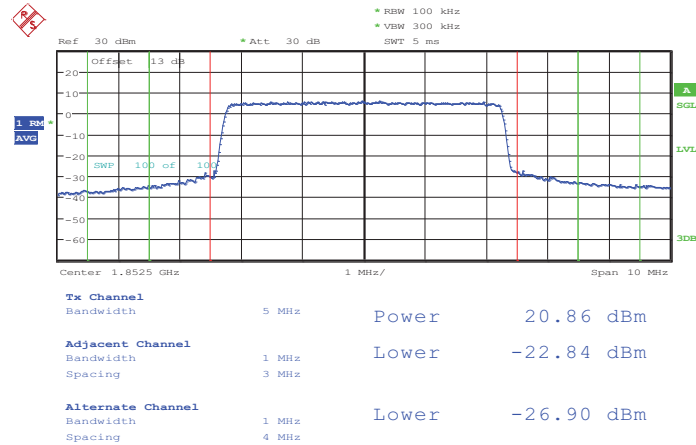
Band :	LTE Band 2	Band Width :	5MHz / QPSK
---------------	------------	---------------------	-------------

Lower Band Edge Plot for QPSK-RB Size 1, RB Offset 0



Date: 15.JUN.2013 06:04:16

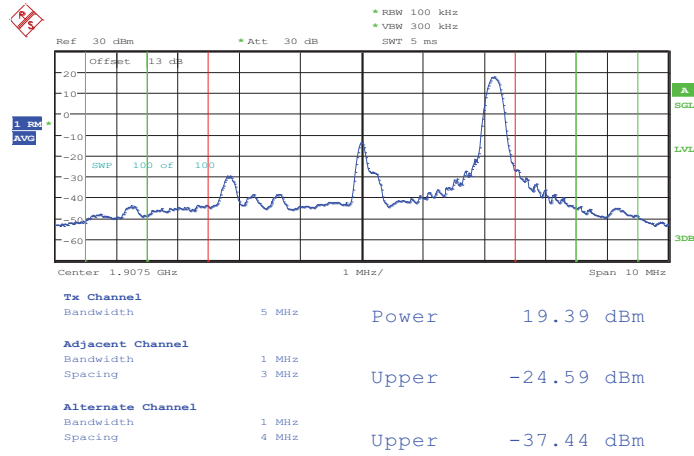
Lower Band Edge Plot for QPSK-RB Size 25, RB Offset 0



Date: 15.JUN.2013 06:04:00

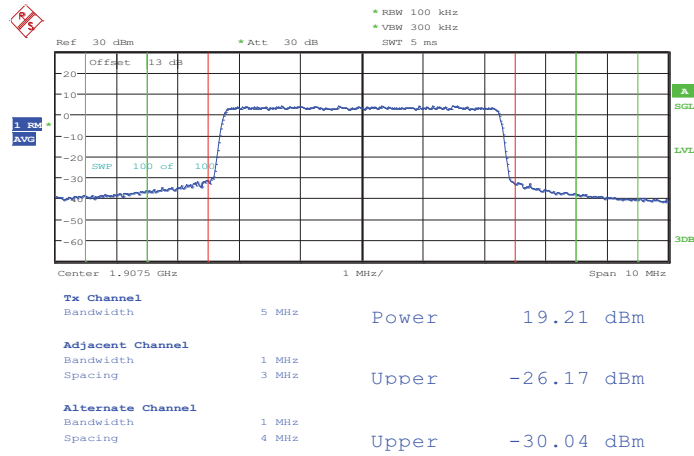


Higher Band Edge Plot for QPSK-RB Size 1, RB Offset 24



Date: 15.JUN.2013 06:05:57

Higher Band Edge Plot for QPSK-RB Size 25, RB Offset 0

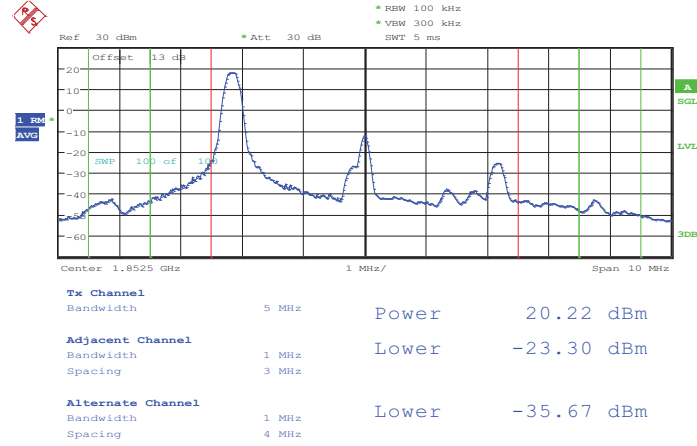


Date: 15.JUN.2013 06:06:08



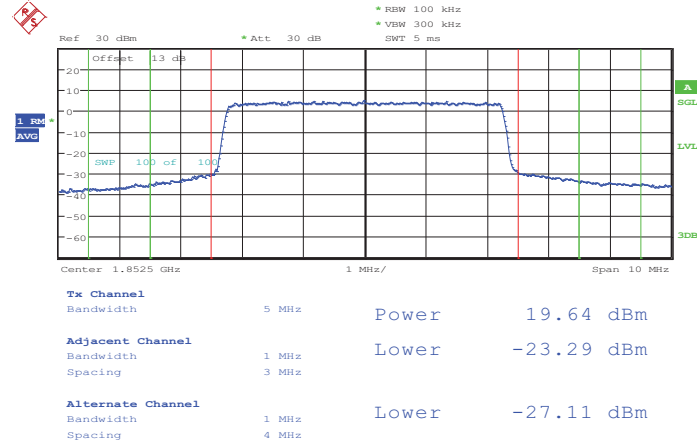
Band :	LTE Band 2	Band Width :	5MHz / 16QAM
---------------	------------	---------------------	--------------

Lower Band Edge Plot for 16QAM-RB Size 1, RB Offset 0



Date: 15.JUN.2013 06:04:25

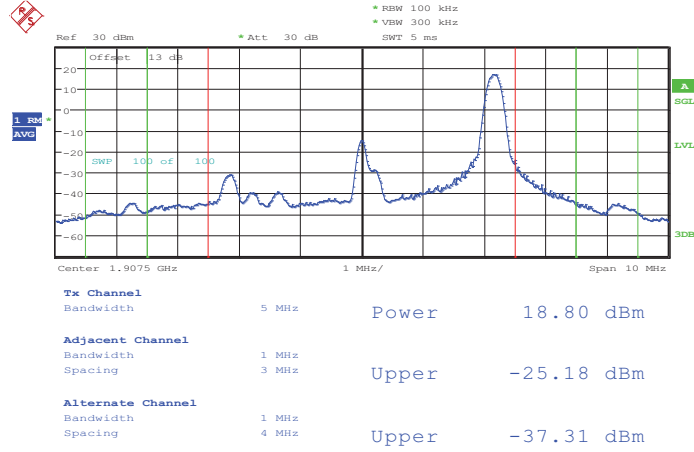
Lower Band Edge Plot for 16QAM-RB Size 25, RB Offset 0



Date: 15.JUN.2013 06:04:41

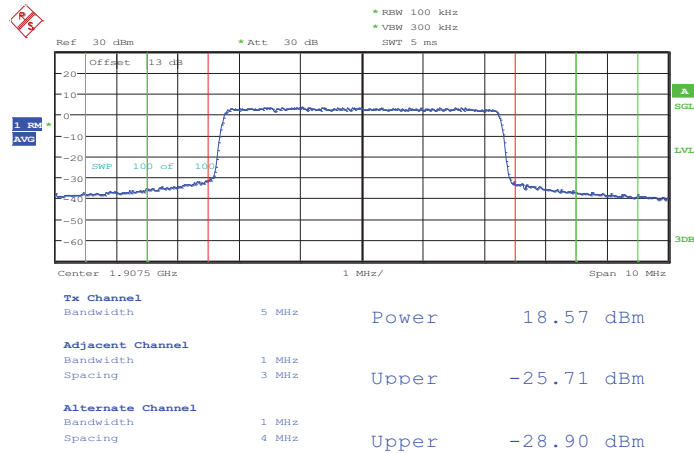


Higher Band Edge Plot for 16QAM-RB Size 1, RB Offset 24



Date: 15.JUN.2013 06:05:48

Higher Band Edge Plot for 16QAM-RB Size 25, RB Offset 0

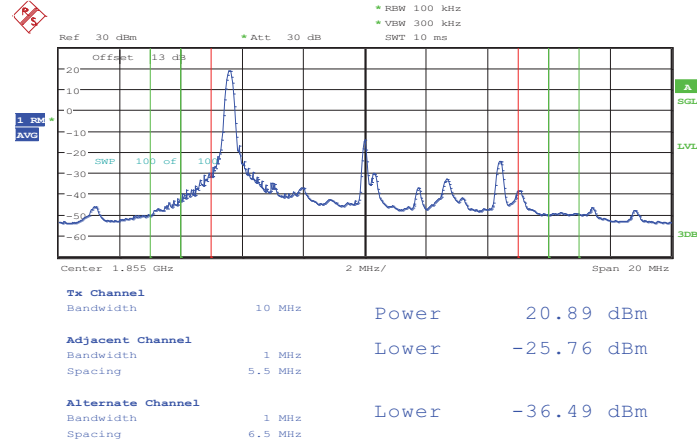


Date: 15.JUN.2013 06:05:33



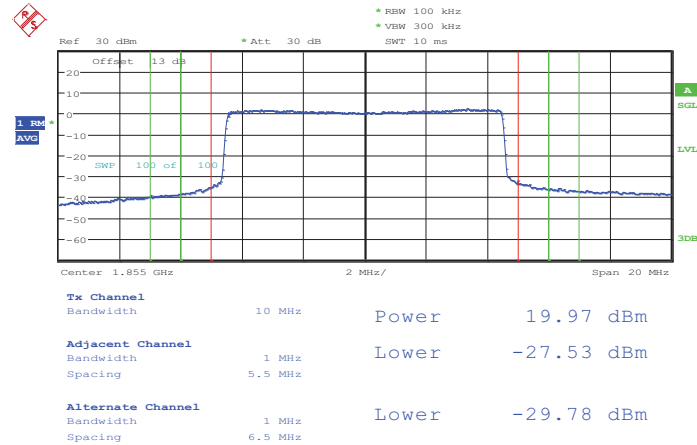
Band :	LTE Band 2	Band Width :	10MHz / QPSK
---------------	------------	---------------------	--------------

Lower Band Edge Plot for QPSK-RB Size 1, RB Offset 0



Date: 15.JUN.2013 05:25:56

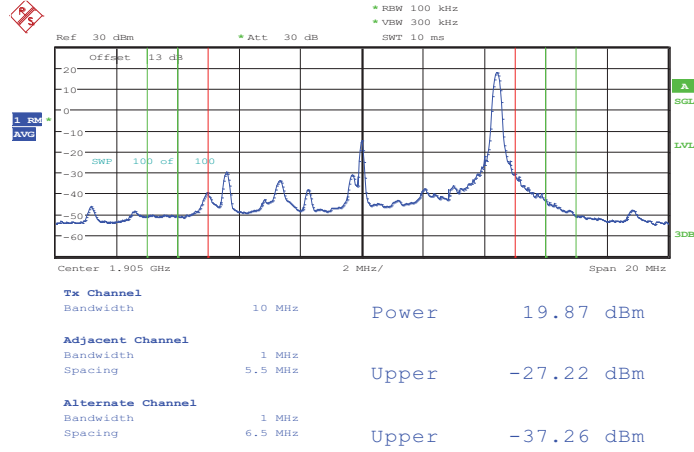
Lower Band Edge Plot for QPSK-RB Size 50, RB Offset 0



Date: 15.JUN.2013 05:26:09

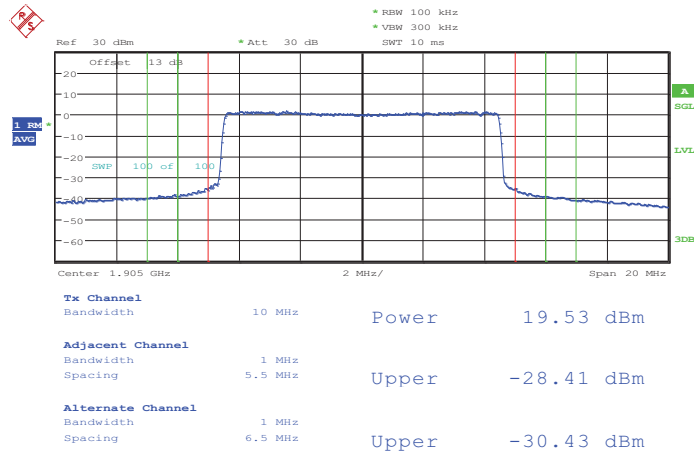


Higher Band Edge Plot for QPSK-RB Size 1, RB Offset 49



Date: 15.JUN.2013 05:24:16

Higher Band Edge Plot for QPSK-RB Size 50, RB Offset 0

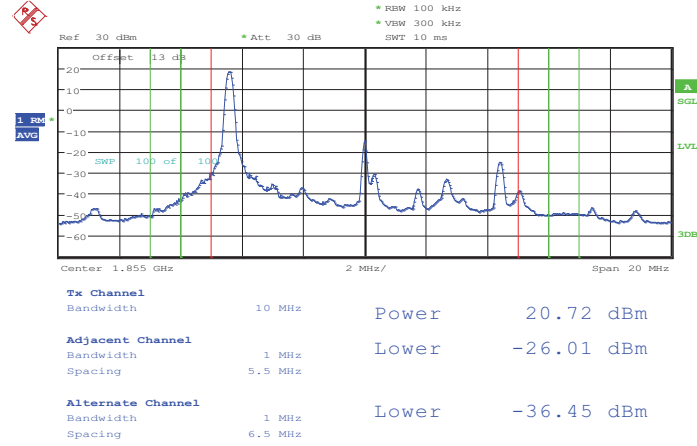


Date: 15.JUN.2013 05:24:01



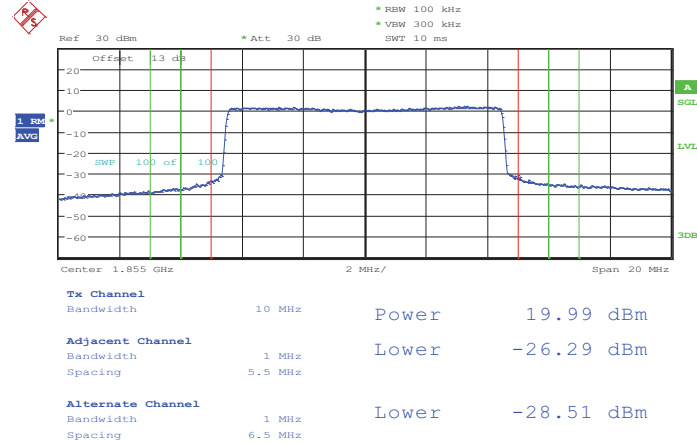
Band :	LTE Band 2	Band Width :	10MHz / 16QAM
---------------	------------	---------------------	---------------

Lower Band Edge Plot for 16QAM-RB Size 1, RB Offset 0



Date: 15.JUN.2013 05:25:45

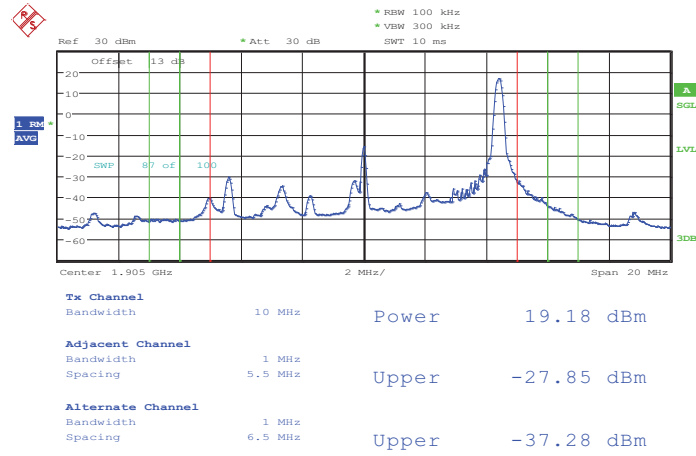
Lower Band Edge Plot for 16QAM-RB Size 50, RB Offset 0



Date: 15.JUN.2013 05:25:33

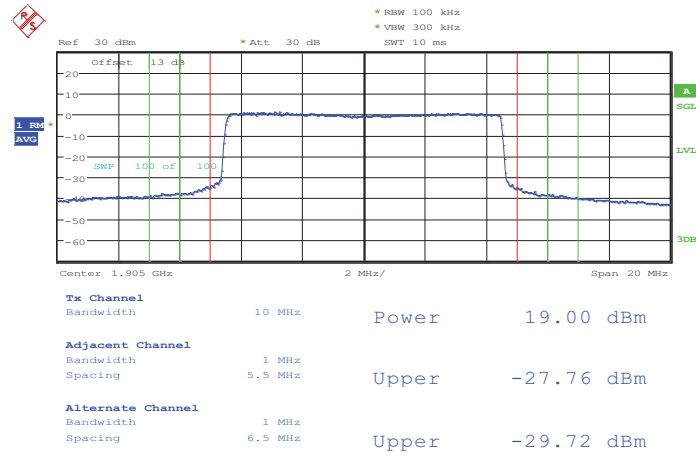


Higher Band Edge Plot for 16QAM-RB Size 1, RB Offset 49



Date: 15.JUN.2013 05:24:32

Higher Band Edge Plot for 16QAM-RB Size 50, RB Offset 0

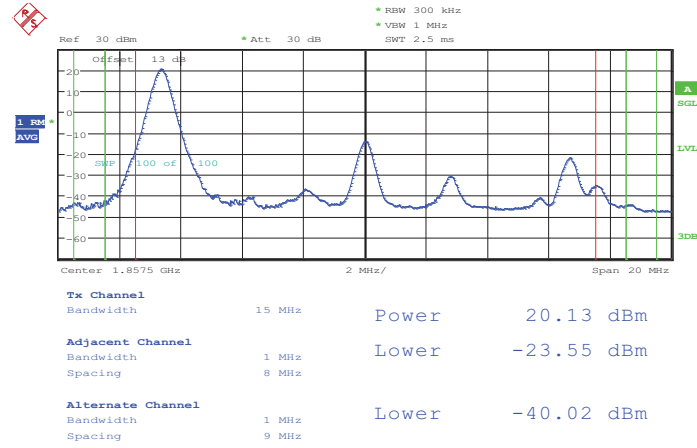


Date: 15.JUN.2013 05:25:07



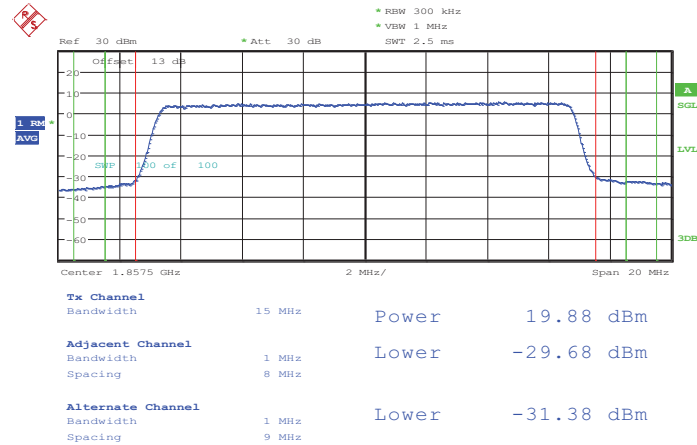
Band :	LTE Band 2	Band Width :	15MHz / QPSK
---------------	------------	---------------------	--------------

Lower Band Edge Plot for QPSK-RB Size 1, RB Offset 0



Date: 15.JUN.2013 05:17:23

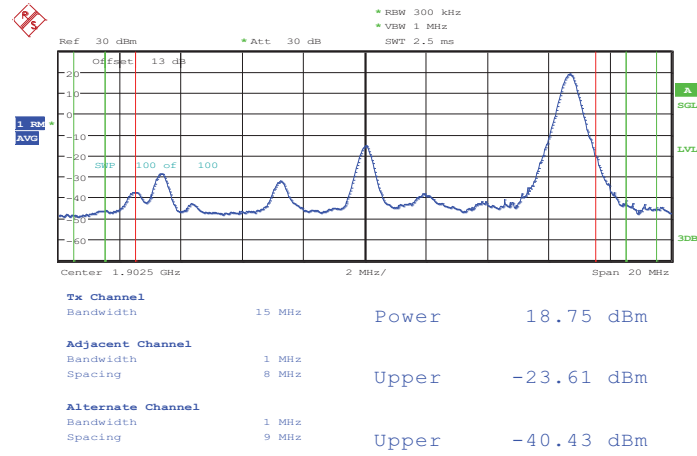
Lower Band Edge Plot for QPSK-RB Size 75, RB Offset 0



Date: 15.JUN.2013 05:17:03

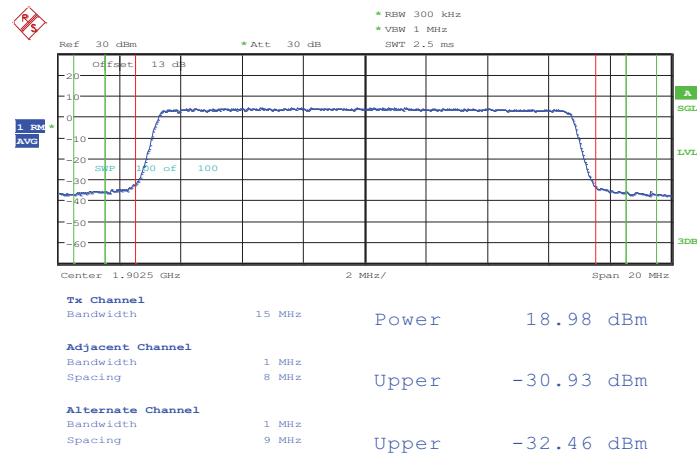


Higher Band Edge Plot for QPSK-RB Size 1, RB Offset 74



Date: 15.JUN.2013 05:19:09

Higher Band Edge Plot for QPSK-RB Size 75, RB Offset 0

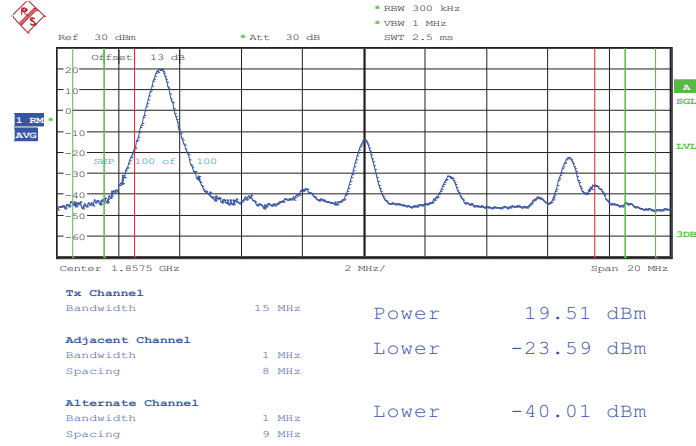


Date: 15.JUN.2013 05:19:25



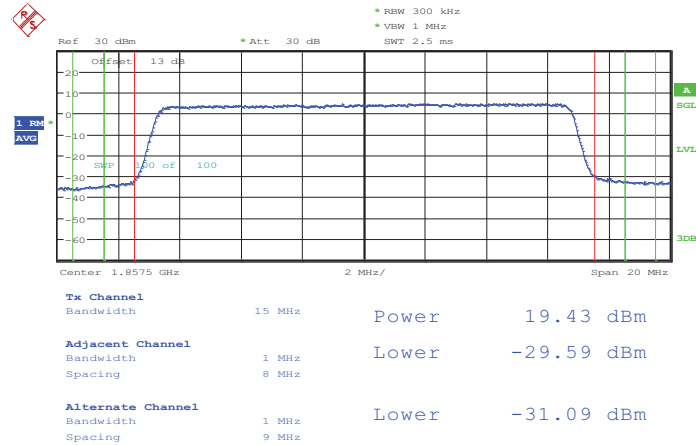
Band :	LTE Band 2	Band Width :	15MHz / 16QAM
---------------	------------	---------------------	---------------

Lower Band Edge Plot for 16QAM-RB Size 1, RB Offset 0



Date: 15.JUN.2013 05:17:39

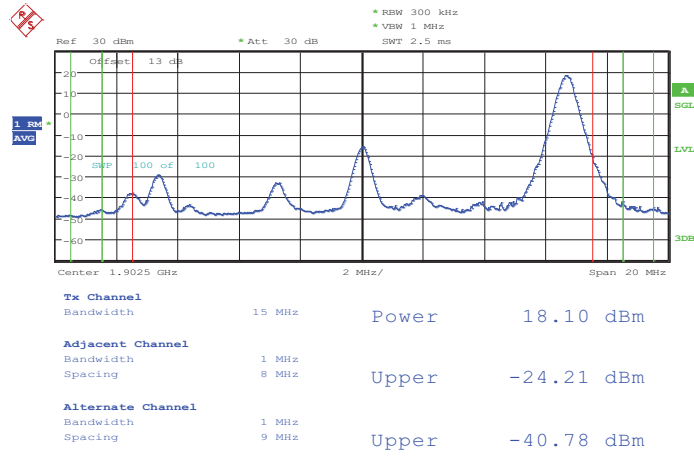
Lower Band Edge Plot for 16QAM-RB Size 75, RB Offset 0



Date: 15.JUN.2013 05:17:53

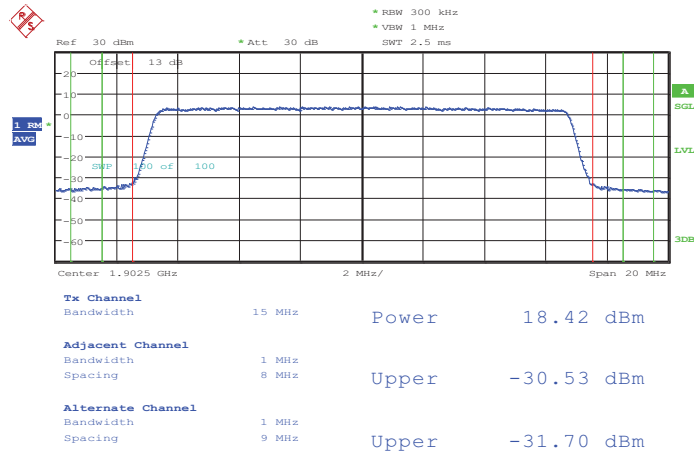


Higher Band Edge Plot for 16QAM-RB Size 1, RB Offset 74



Date: 15.JUN.2013 05:18:49

Higher Band Edge Plot for 16QAM-RB Size 75, RB Offset 0

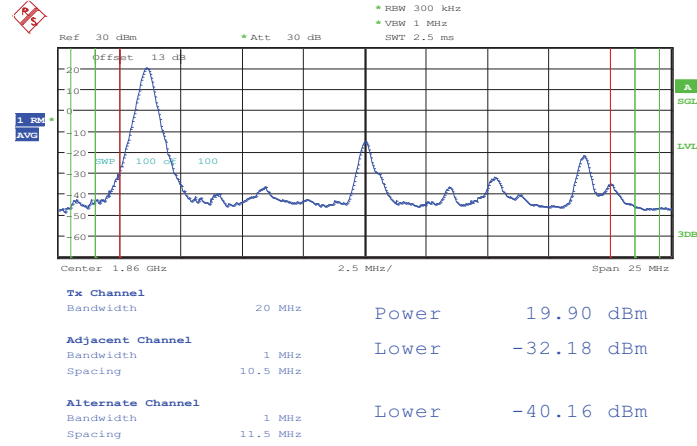


Date: 15.JUN.2013 05:18:36



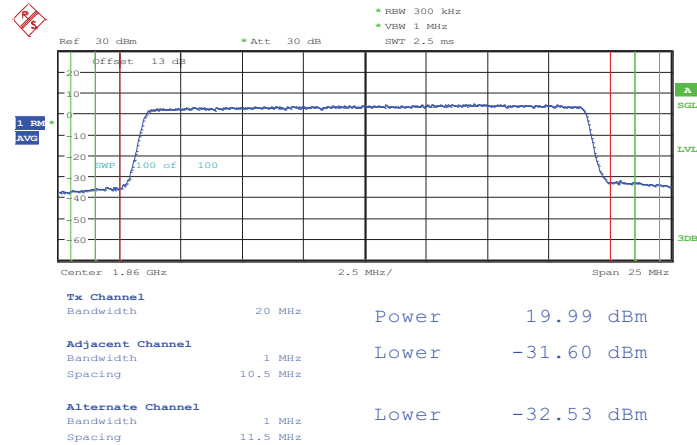
Band :	LTE Band 2	Band Width :	20MHz / QPSK
---------------	------------	---------------------	--------------

Lower Band Edge Plot for QPSK-RB Size 1, RB Offset 0



Date: 15.JUN.2013 05:11:42

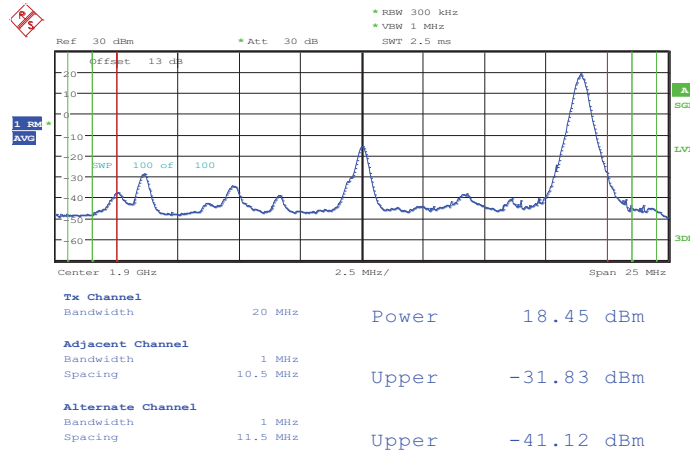
Lower Band Edge Plot for QPSK-RB Size 100, RB Offset 0



Date: 15.JUN.2013 05:11:27

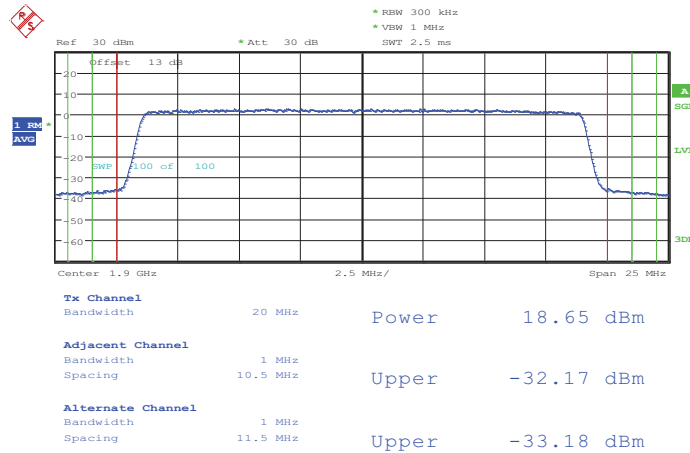


Higher Band Edge Plot for QPSK-RB Size 1, RB Offset 99



Date: 15.JUN.2013 05:10:08

Higher Band Edge Plot for QPSK-RB Size 100, RB Offset 0

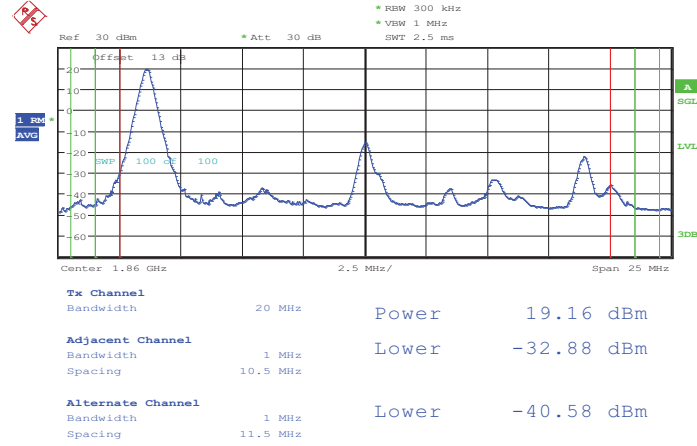


Date: 15.JUN.2013 05:10:19



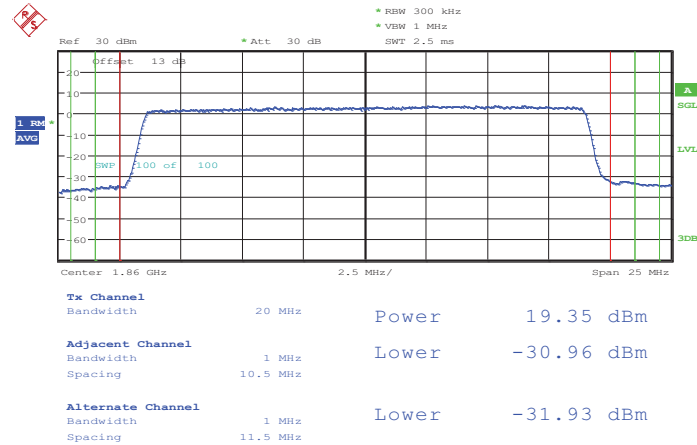
Band :	LTE Band 2	Band Width :	20MHz / 16QAM
---------------	------------	---------------------	---------------

Lower Band Edge Plot for 16QAM-RB Size 1, RB Offset 0



Date: 15.JUN.2013 05:11:57

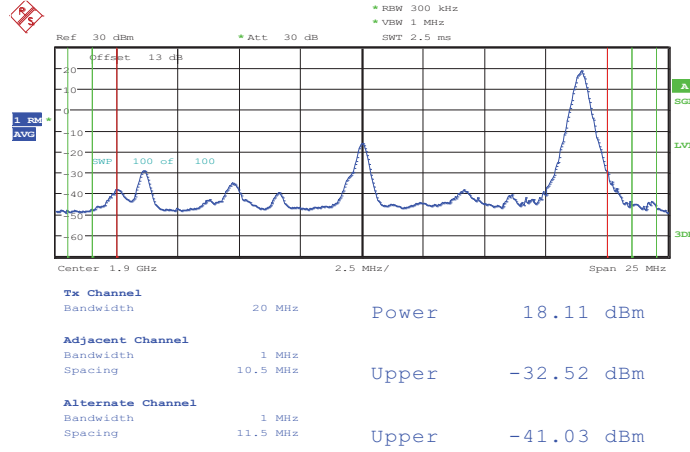
Lower Band Edge Plot for 16QAM-RB Size 100, RB Offset 0



Date: 15.JUN.2013 05:12:14

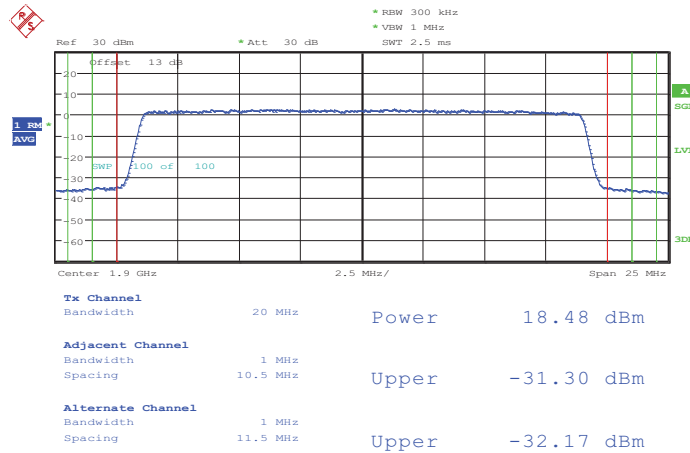


Higher Band Edge Plot for 16QAM-RB Size 1, RB Offset 99



Date: 15.JUN.2013 05:10:49

Higher Band Edge Plot for 16QAM-RB Size 100, RB Offset 0

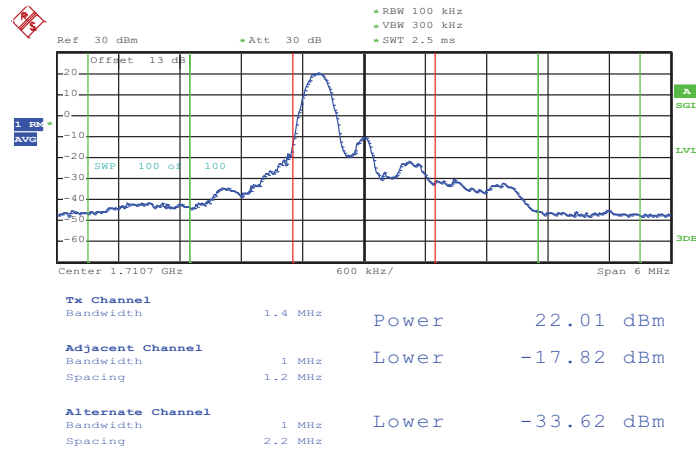


Date: 15.JUN.2013 05:10:30



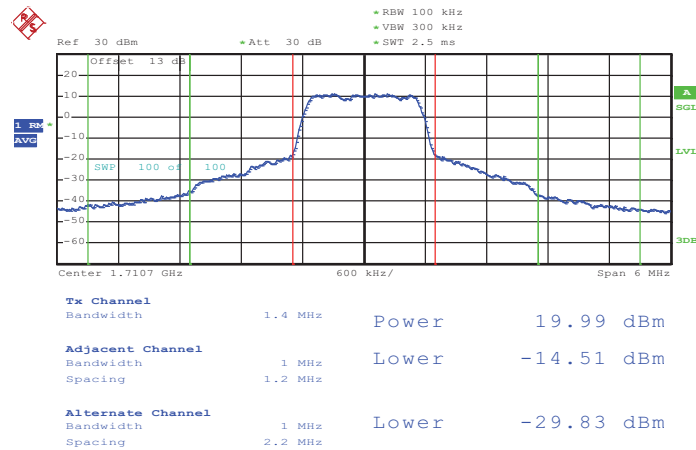
Band :	LTE Band 4	Band Width :	1.4MHz / QPSK
---------------	------------	---------------------	---------------

Lower Band Edge Plot for QPSK-RB Size 1, RB Offset 0



Date: 25.JUN.2013 11:19:41

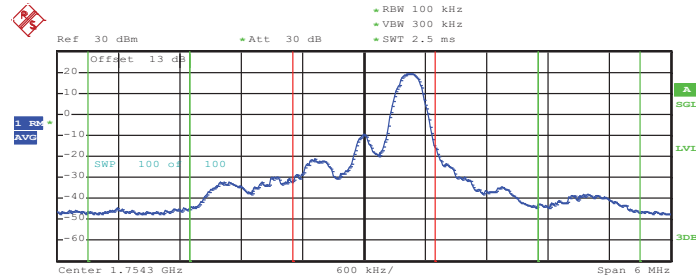
Lower Band Edge Plot for QPSK-RB Size 6, RB Offset 0



Date: 25.JUN.2013 11:20:43



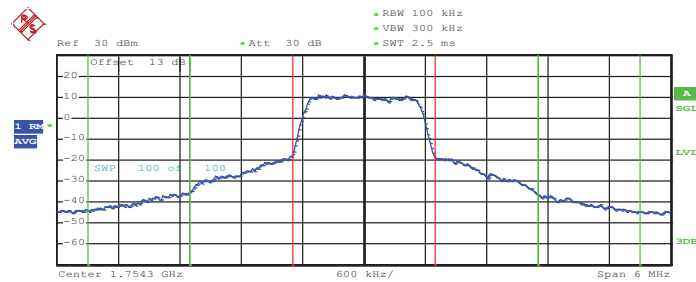
Higher Band Edge Plot for QPSK-RB Size 1, RB Offset 5



Tx Channel	Bandwidth	1.4 MHz	Power	21.57 dBm
Adjacent Channel	Bandwidth	1 MHz	Upper	-18.28 dBm
	Spacing	1.2 MHz		
Alternate Channel	Bandwidth	1 MHz	Upper	-31.38 dBm
	Spacing	2.2 MHz		

Date: 25.JUN.2013 11:18:54

Higher Band Edge Plot for QPSK-RB Size 6, RB Offset 0



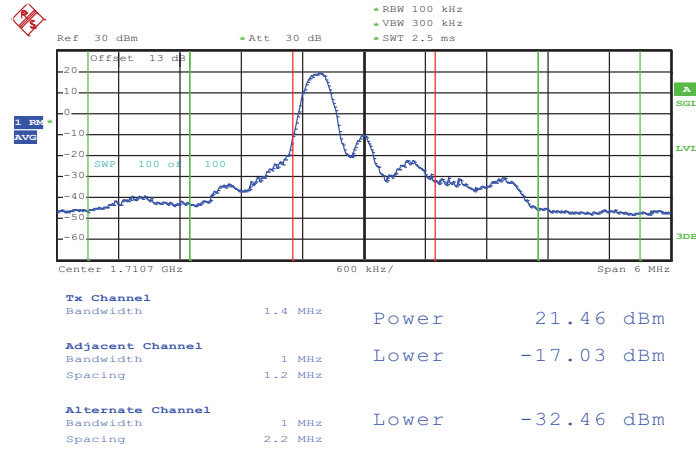
Tx Channel	Bandwidth	1.4 MHz	Power	19.92 dBm
Adjacent Channel	Bandwidth	1 MHz	Upper	-14.19 dBm
	Spacing	1.2 MHz		
Alternate Channel	Bandwidth	1 MHz	Upper	-30.65 dBm
	Spacing	2.2 MHz		

Date: 25.JUN.2013 11:11:04



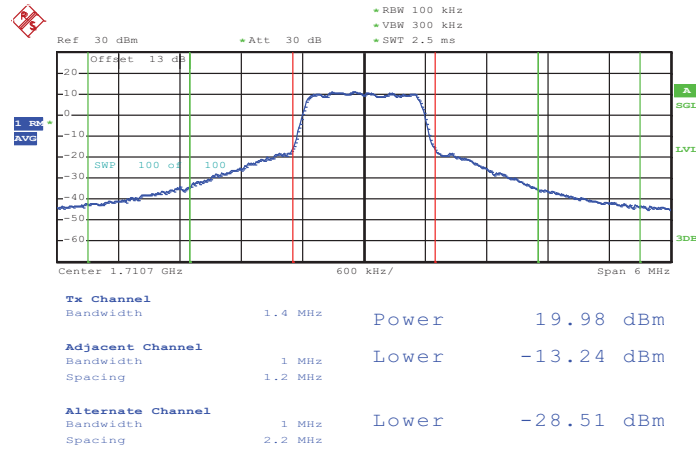
Band :	LTE Band 4	Band Width :	1.4MHz / 16QAM
---------------	------------	---------------------	----------------

Lower Band Edge Plot for 16QAM -RB Size 1, RB Offset 0



Date: 25.JUN.2013 11:19:58

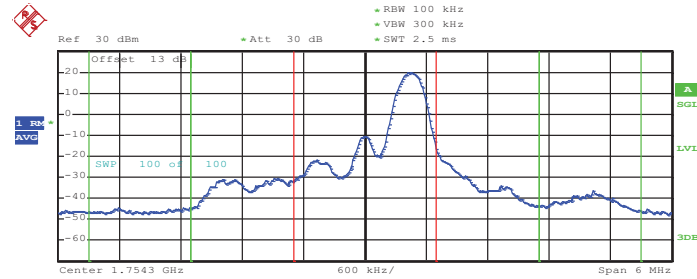
Lower Band Edge Plot for 16QAM-RB Size 6, RB Offset 0



Date: 25.JUN.2013 11:20:26



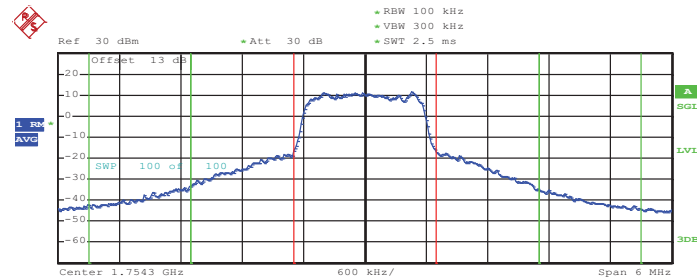
Higher Band Edge Plot for 16QAM-RB Size 1, RB Offset 5



Tx Channel	Bandwidth	1.4 MHz	Power	21.60 dBm
Adjacent Channel	Bandwidth	1 MHz	Upper	-18.38 dBm
	Spacing	1.2 MHz		
Alternate Channel	Bandwidth	1 MHz	Upper	-31.24 dBm
	Spacing	2.2 MHz		

Date: 25.JUN.2013 11:19:07

Higher Band Edge Plot for 16QAM-RB Size 6, RB Offset 0



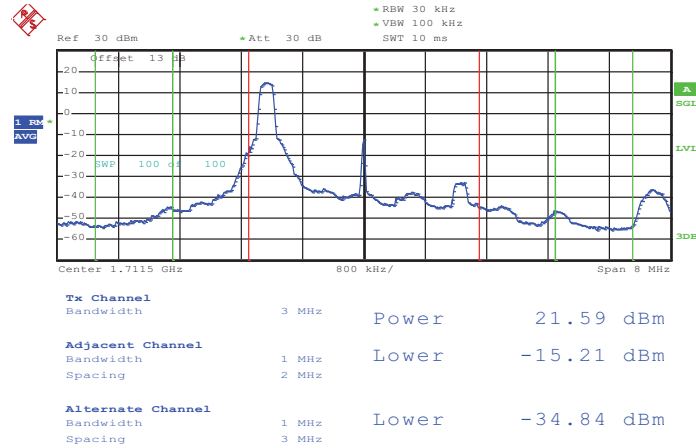
Tx Channel	Bandwidth	1.4 MHz	Power	19.77 dBm
Adjacent Channel	Bandwidth	1 MHz	Upper	-13.12 dBm
	Spacing	1.2 MHz		
Alternate Channel	Bandwidth	1 MHz	Upper	-29.85 dBm
	Spacing	2.2 MHz		

Date: 25.JUN.2013 11:12:08



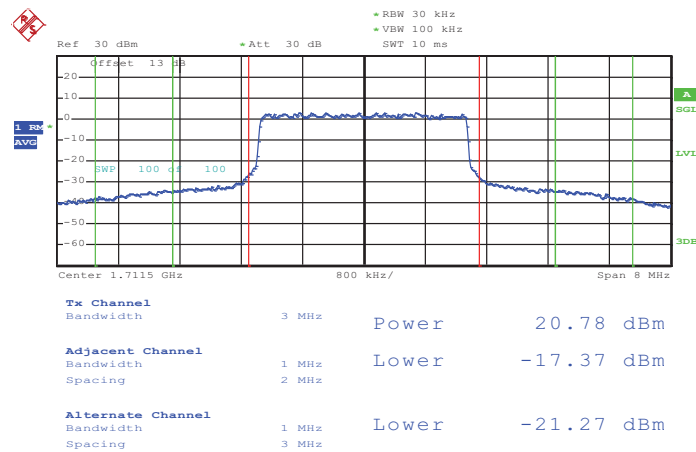
Band :	LTE Band 4	Band Width :	3MHz / QPSK
---------------	------------	---------------------	-------------

Lower Band Edge Plot for QPSK-RB Size 1, RB Offset 0



Date: 25.JUN.2013 11:24:20

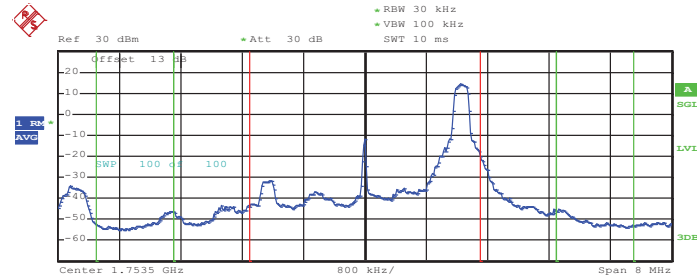
Lower Band Edge Plot for QPSK-RB Size 15, RB Offset 0



Date: 25.JUN.2013 11:23:12



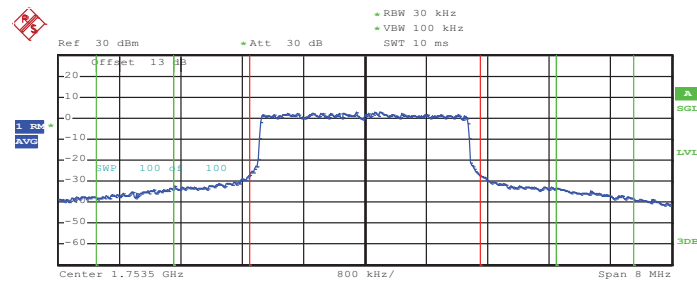
Higher Band Edge Plot for QPSK-RB Size 1, RB Offset 14



Tx Channel	Bandwidth	3 MHz	Power	21.14 dBm
Adjacent Channel	Bandwidth	1 MHz	Upper	-16.56 dBm
	Spacing	2 MHz		
Alternate Channel	Bandwidth	1 MHz	Upper	-35.44 dBm
	Spacing	3 MHz		

Date: 25.JUN.2013 11:24:52

Higher Band Edge Plot for QPSK-RB Size 15, RB Offset 0



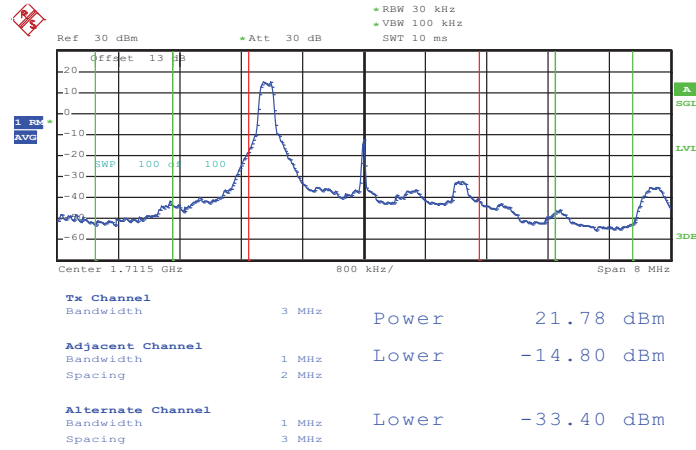
Tx Channel	Bandwidth	3 MHz	Power	20.49 dBm
Adjacent Channel	Bandwidth	1 MHz	Upper	-16.83 dBm
	Spacing	2 MHz		
Alternate Channel	Bandwidth	1 MHz	Upper	-21.07 dBm
	Spacing	3 MHz		

Date: 25.JUN.2013 11:26:04



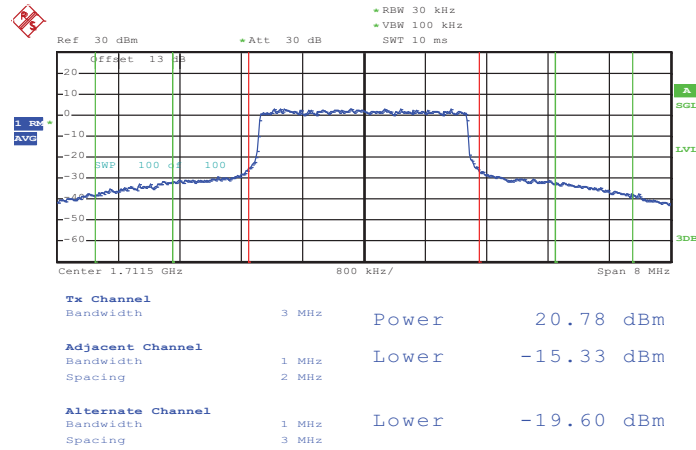
Band :	LTE Band 4	Band Width :	3MHz / 16QAM
---------------	------------	---------------------	--------------

Lower Band Edge Plot for 16QAM-RB Size 1, RB Offset 0



Date: 25.JUN.2013 11:24:04

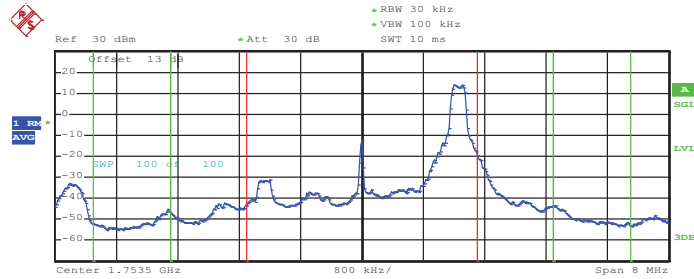
Lower Band Edge Plot for 16QAM-RB Size 15, RB Offset 0



Date: 25.JUN.2013 11:23:41



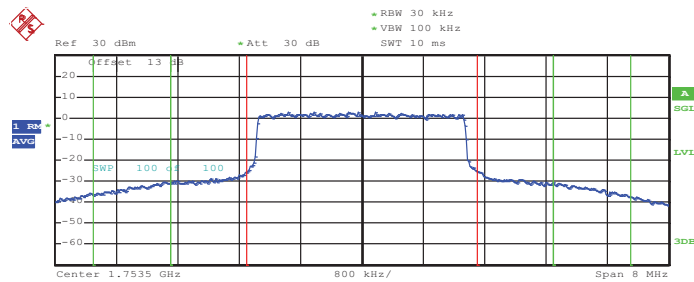
Higher Band Edge Plot for 16QAM-RB Size 1, RB Offset 14



Tx Channel	Bandwidth	3 MHz	Power	20.98 dBm
Adjacent Channel	Bandwidth	1 MHz	Upper	-15.55 dBm
	Spacing	2 MHz		
Alternate Channel	Bandwidth	1 MHz	Upper	-34.28 dBm
	Spacing	3 MHz		

Date: 25.JUN.2013 11:25:06

Higher Band Edge Plot for 16QAM-RB Size 15, RB Offset 0



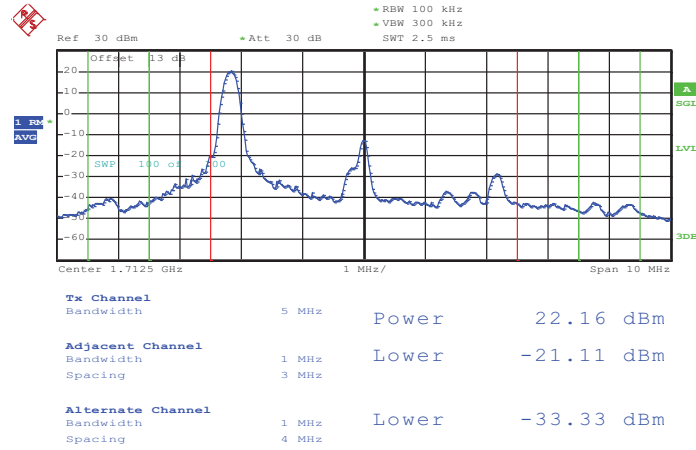
Tx Channel	Bandwidth	3 MHz	Power	20.59 dBm
Adjacent Channel	Bandwidth	1 MHz	Upper	-14.48 dBm
	Spacing	2 MHz		
Alternate Channel	Bandwidth	1 MHz	Upper	-18.83 dBm
	Spacing	3 MHz		

Date: 25.JUN.2013 11:25:50



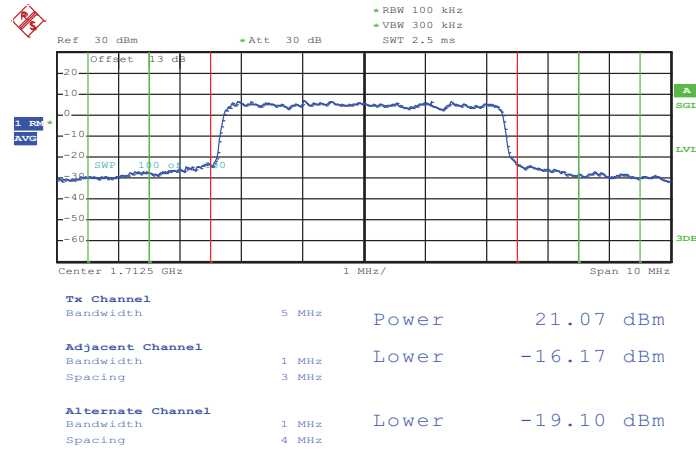
Band :	LTE Band 4	Band Width :	5MHz / QPSK
---------------	------------	---------------------	-------------

Lower Band Edge Plot for QPSK-RB Size 1, RB Offset 0



Date: 25.JUN.2013 13:53:03

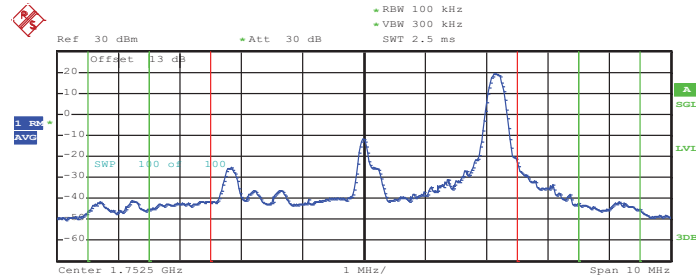
Lower Band Edge Plot for QPSK-RB Size 25, RB Offset 0



Date: 25.JUN.2013 13:51:54



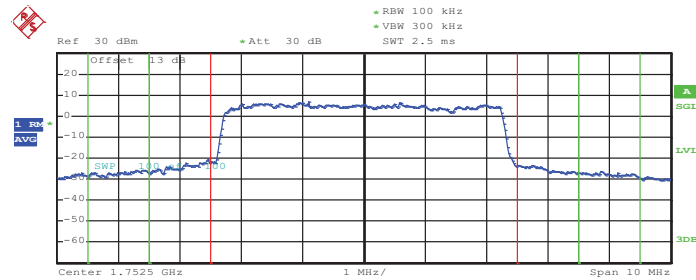
Higher Band Edge Plot for QPSK-RB Size 1, RB Offset 24



Tx Channel	Bandwidth	5 MHz	Power	21.66 dBm
Adjacent Channel	Bandwidth	1 MHz	Upper	-22.56 dBm
	Spacing	3 MHz		
Alternate Channel	Bandwidth	1 MHz	Upper	-34.09 dBm
	Spacing	4 MHz		

Date: 25.JUN.2013 13:53:44

Higher Band Edge Plot for QPSK-RB Size 25, RB Offset 0



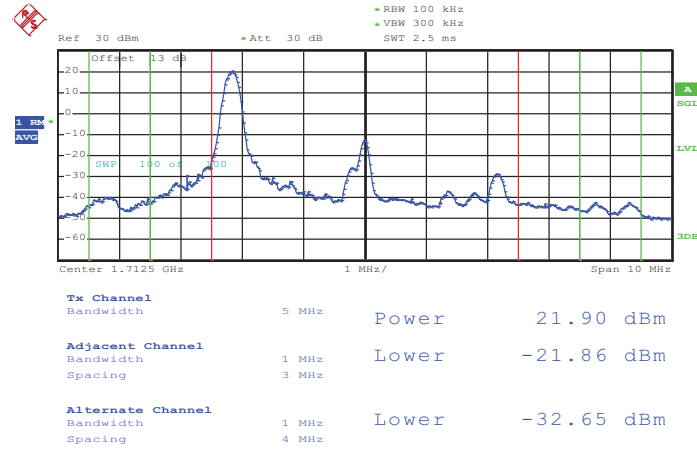
Tx Channel	Bandwidth	5 MHz	Power	20.88 dBm
Adjacent Channel	Bandwidth	1 MHz	Upper	-15.58 dBm
	Spacing	3 MHz		
Alternate Channel	Bandwidth	1 MHz	Upper	-17.96 dBm
	Spacing	4 MHz		

Date: 25.JUN.2013 13:54:51



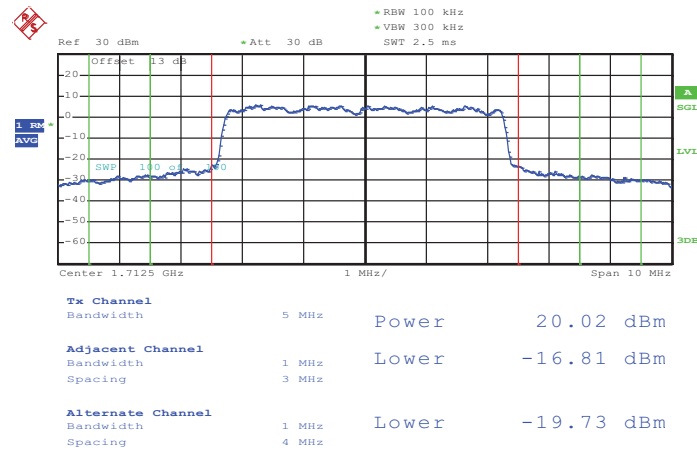
Band :	LTE Band 4	Band Width :	5MHz / 16QAM
---------------	------------	---------------------	--------------

Lower Band Edge Plot for 16QAM-RB Size 1, RB Offset 0



Date: 25.JUN.2013 13:52:39

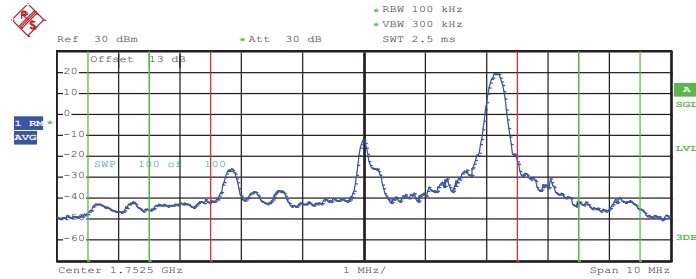
Lower Band Edge Plot for 16QAM-RB Size 25, RB Offset 0



Date: 25.JUN.2013 13:52:13



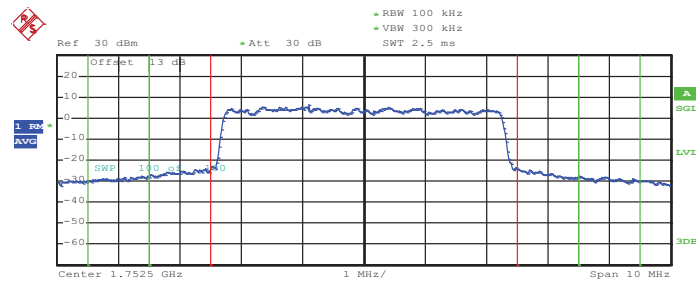
Higher Band Edge Plot for 16QAM-RB Size 1, RB Offset 24



Tx Channel	Bandwidth	5 MHz	Power	21.54 dBm
Adjacent Channel	Bandwidth	1 MHz	Upper	-21.73 dBm
	Spacing	3 MHz		
Alternate Channel	Bandwidth	1 MHz	Upper	-33.09 dBm
	Spacing	4 MHz		

Date: 25.JUN.2013 13:54:01

Higher Band Edge Plot for 16QAM-RB Size 25, RB Offset 0



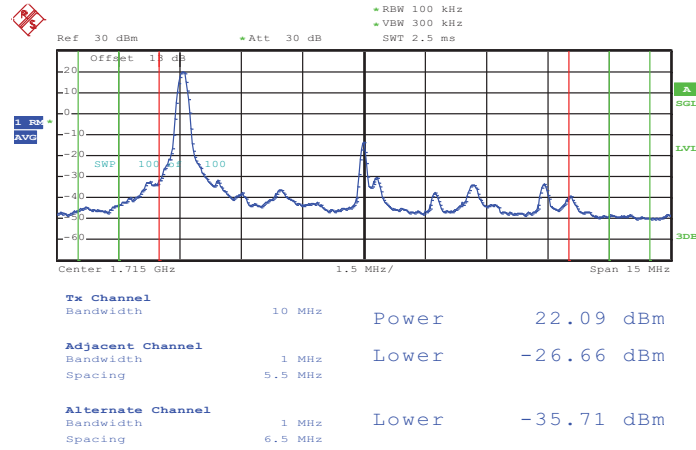
Tx Channel	Bandwidth	5 MHz	Power	19.91 dBm
Adjacent Channel	Bandwidth	1 MHz	Upper	-16.89 dBm
	Spacing	3 MHz		
Alternate Channel	Bandwidth	1 MHz	Upper	-19.43 dBm
	Spacing	4 MHz		

Date: 25.JUN.2013 13:54:30



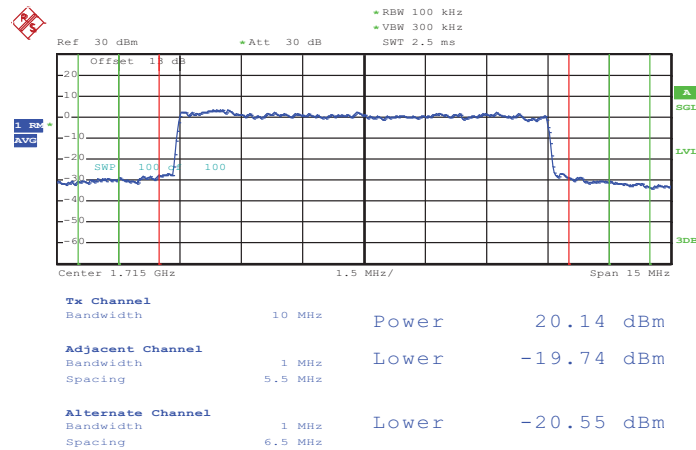
Band :	LTE Band 4	Band Width :	10MHz / QPSK
---------------	------------	---------------------	--------------

Lower Band Edge Plot for QPSK-RB Size 1, RB Offset 0



Date: 25.JUN.2013 13:58:38

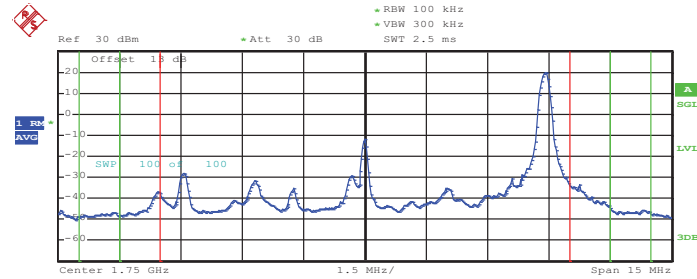
Lower Band Edge Plot for QPSK-RB Size 50, RB Offset 0



Date: 25.JUN.2013 13:59:30



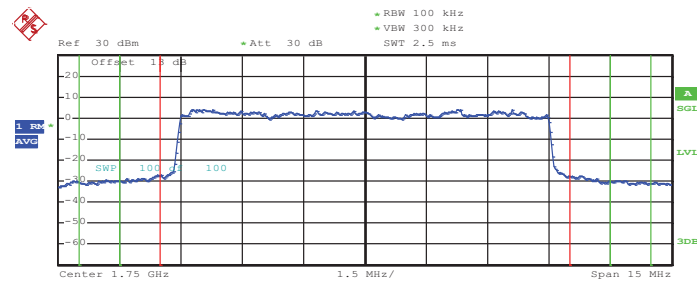
Higher Band Edge Plot for QPSK-RB Size 1, RB Offset 49



Tx Channel	Bandwidth	10 MHz	Power	21.78 dBm
Adjacent Channel	Bandwidth	1 MHz	Upper	-28.04 dBm
	Spacing	5.5 MHz		
Alternate Channel	Bandwidth	1 MHz	Upper	-36.77 dBm
	Spacing	6.5 MHz		

Date: 25.JUN.2013 13:58:08

Higher Band Edge Plot for QPSK-RB Size 50, RB Offset 0



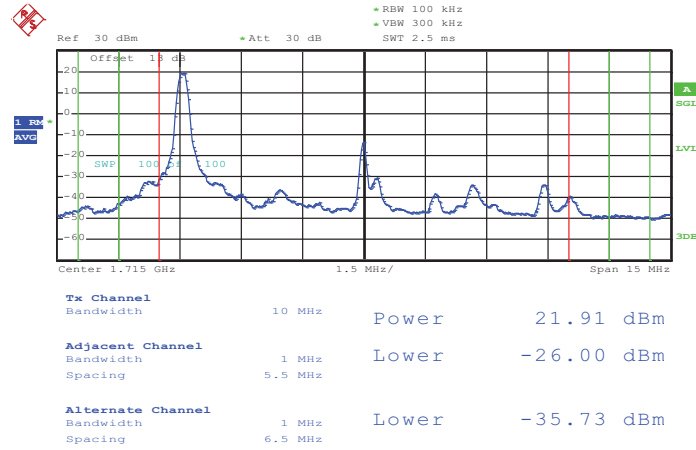
Tx Channel	Bandwidth	10 MHz	Power	21.26 dBm
Adjacent Channel	Bandwidth	1 MHz	Upper	-19.30 dBm
	Spacing	5.5 MHz		
Alternate Channel	Bandwidth	1 MHz	Upper	-20.88 dBm
	Spacing	6.5 MHz		

Date: 25.JUN.2013 13:57:12



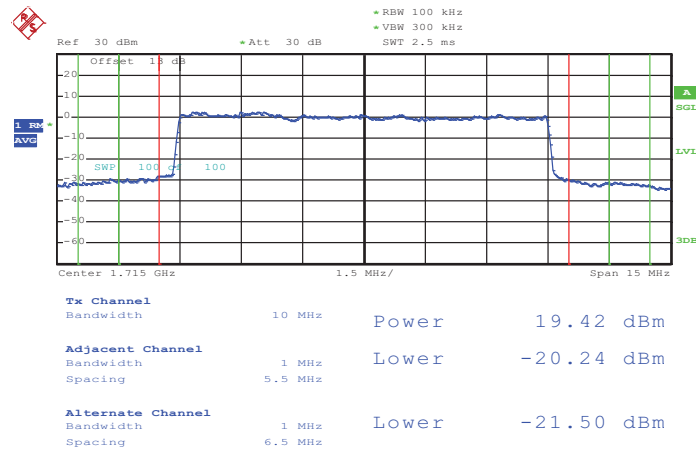
Band :	LTE Band 4	Band Width :	10MHz / 16QAM
---------------	------------	---------------------	---------------

Lower Band Edge Plot for 16QAM-RB Size 1, RB Offset 0



Date: 25.JUN.2013 13:58:56

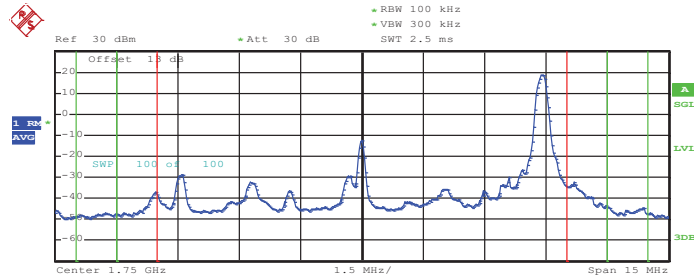
Lower Band Edge Plot for 16QAM-RB Size 50, RB Offset 0



Date: 25.JUN.2013 13:59:14



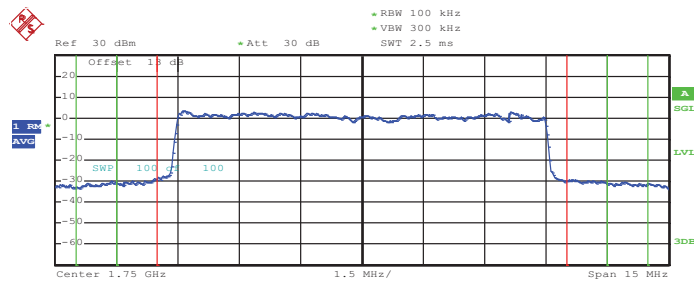
Higher Band Edge Plot for 16QAM-RB Size 1, RB Offset 49



Tx Channel	Bandwidth	10 MHz	Power	21.04 dBm
Adjacent Channel	Bandwidth	1 MHz	Upper	-27.43 dBm
	Spacing	5.5 MHz		
Alternate Channel	Bandwidth	1 MHz	Upper	-36.36 dBm
	Spacing	6.5 MHz		

Date: 25.JUN.2013 13:57:54

Higher Band Edge Plot for 16QAM-RB Size 50, RB Offset 0



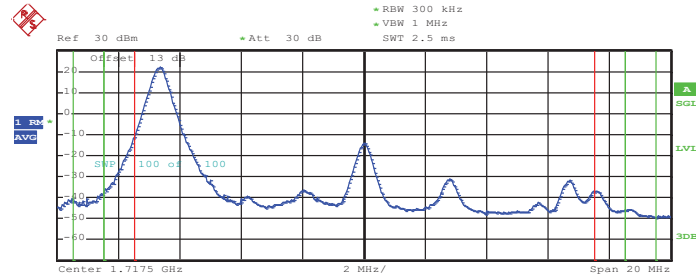
Tx Channel	Bandwidth	10 MHz	Power	20.25 dBm
Adjacent Channel	Bandwidth	1 MHz	Upper	-20.45 dBm
	Spacing	5.5 MHz		
Alternate Channel	Bandwidth	1 MHz	Upper	-21.68 dBm
	Spacing	6.5 MHz		

Date: 25.JUN.2013 13:57:29



Band :	LTE Band 4	Band Width :	15MHz / QPSK
---------------	------------	---------------------	--------------

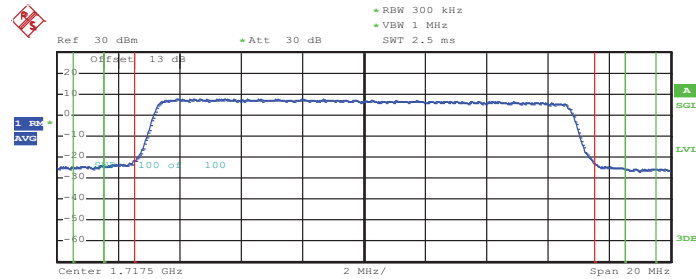
Lower Band Edge Plot for QPSK-RB Size 1, RB Offset 0



Tx Channel	Bandwidth	15 MHz	Power	22.14 dBm
Adjacent Channel	Bandwidth	1 MHz	Lower	-16.58 dBm
	Spacing	8 MHz		
Alternate Channel	Bandwidth	1 MHz	Lower	-36.86 dBm
	Spacing	9 MHz		

Date: 25.JUN.2013 14:02:24

Lower Band Edge Plot for QPSK-RB Size 75, RB Offset 0

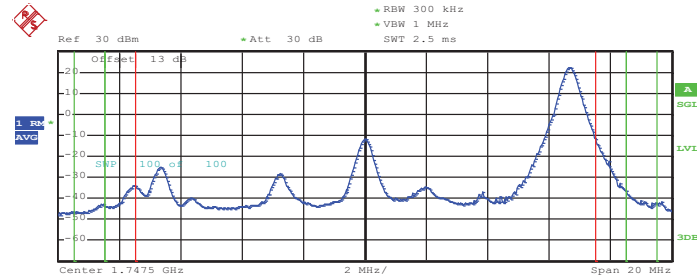


Tx Channel	Bandwidth	15 MHz	Power	22.31 dBm
Adjacent Channel	Bandwidth	1 MHz	Lower	-19.31 dBm
	Spacing	8 MHz		
Alternate Channel	Bandwidth	1 MHz	Lower	-20.41 dBm
	Spacing	9 MHz		

Date: 25.JUN.2013 14:01:37



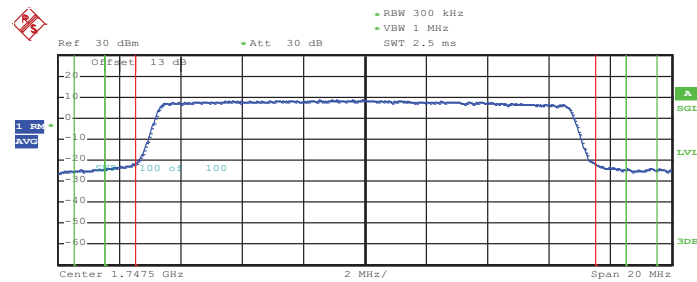
Higher Band Edge Plot for QPSK-RB Size 1, RB Offset 74



Tx Channel	Bandwidth	15 MHz	Power	22.36 dBm
Adjacent Channel	Bandwidth	1 MHz	Upper	-15.16 dBm
	Spacing	8 MHz		
Alternate Channel	Bandwidth	1 MHz	Upper	-36.27 dBm
	Spacing	9 MHz		

Date: 25.JUN.2013 14:03:44

Higher Band Edge Plot for QPSK-RB Size 75, RB Offset 0



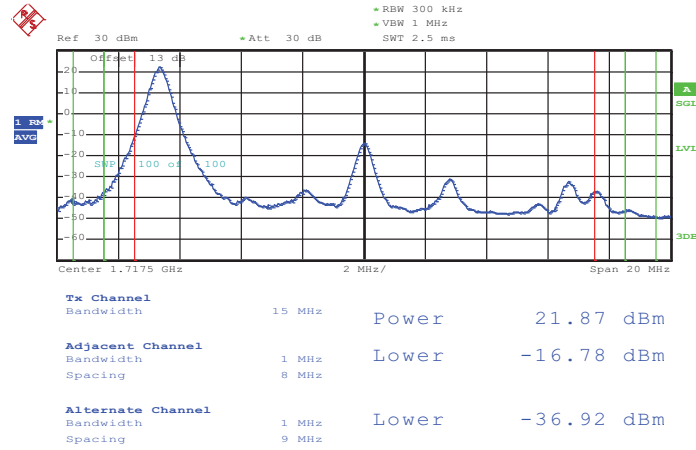
Tx Channel	Bandwidth	15 MHz	Power	23.24 dBm
Adjacent Channel	Bandwidth	1 MHz	Upper	-19.24 dBm
	Spacing	8 MHz		
Alternate Channel	Bandwidth	1 MHz	Upper	-20.27 dBm
	Spacing	9 MHz		

Date: 25.JUN.2013 14:05:04



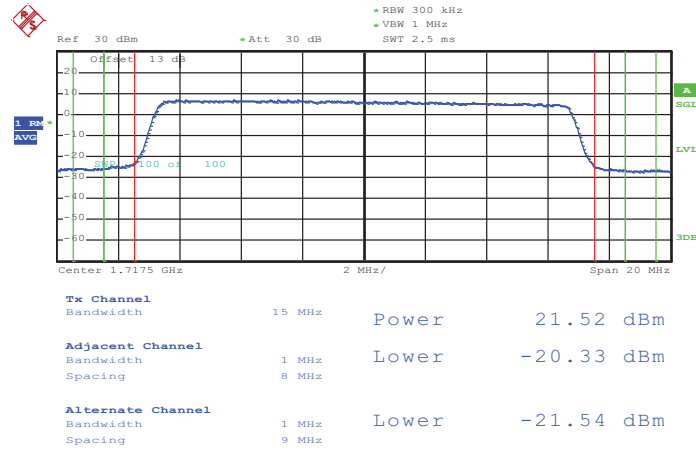
Band :	LTE Band 4	Band Width :	15MHz / 16QAM
---------------	------------	---------------------	---------------

Lower Band Edge Plot for 16QAM-RB Size 1, RB Offset 0



Date: 25.JUN.2013 14:02:09

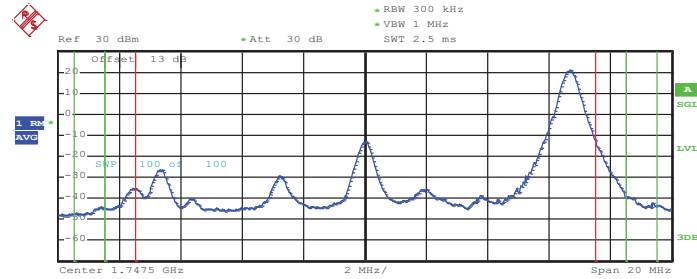
Lower Band Edge Plot for 16QAM-RB Size 75, RB Offset 0



Date: 25.JUN.2013 14:01:53



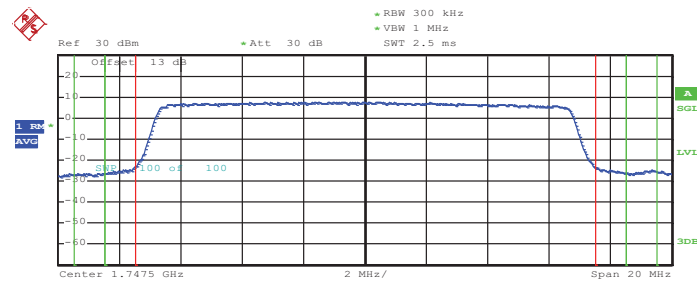
Higher Band Edge Plot for 16QAM-RB Size 1, RB Offset 74



Tx Channel	Bandwidth	15 MHz	Power	21.14 dBm
Adjacent Channel	Bandwidth	1 MHz	Upper	-16.13 dBm
	Spacing	8 MHz		
Alternate Channel	Bandwidth	1 MHz	Upper	-37.01 dBm
	Spacing	9 MHz		

Date: 25.JUN.2013 14:04:03

Higher Band Edge Plot for 16QAM-RB Size 75, RB Offset 0



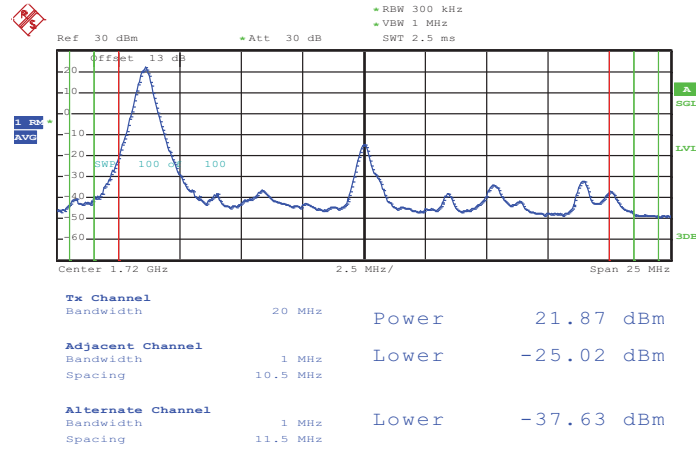
Tx Channel	Bandwidth	15 MHz	Power	22.44 dBm
Adjacent Channel	Bandwidth	1 MHz	Upper	-20.53 dBm
	Spacing	8 MHz		
Alternate Channel	Bandwidth	1 MHz	Upper	-21.25 dBm
	Spacing	9 MHz		

Date: 25.JUN.2013 14:04:49



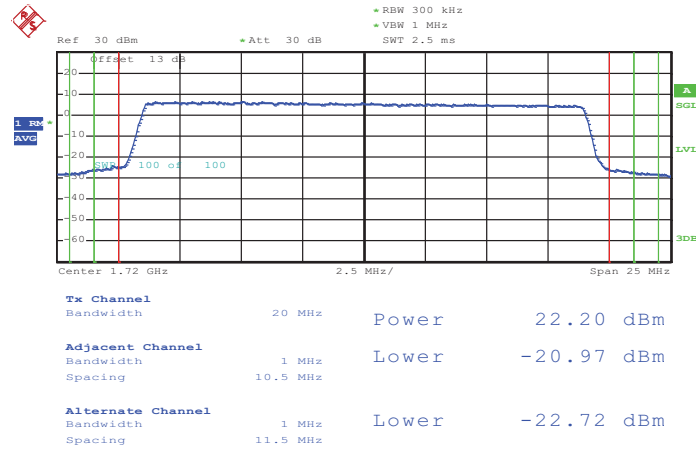
Band :	LTE Band 4	Band Width :	20MHz / QPSK
---------------	------------	---------------------	--------------

Lower Band Edge Plot for QPSK-RB Size 1, RB Offset 0



Date: 25.JUN.2013 14:09:08

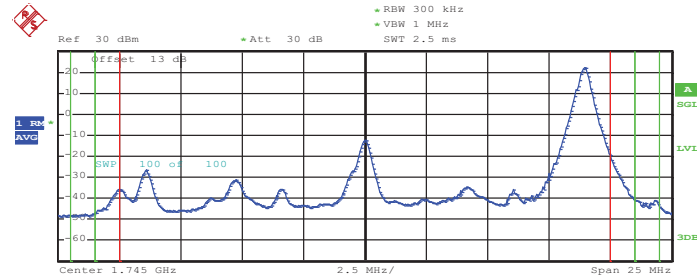
Lower Band Edge Plot for QPSK-RB Size 100, RB Offset 0



Date: 25.JUN.2013 14:09:59



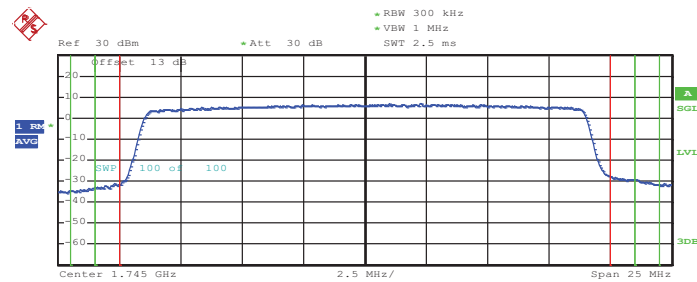
Higher Band Edge Plot for QPSK-RB Size 1, RB Offset 99



Tx Channel	Bandwidth	20 MHz	Power	21.90 dBm
Adjacent Channel	Bandwidth	1 MHz	Upper	-23.06 dBm
	Spacing	10.5 MHz		
Alternate Channel	Bandwidth	1 MHz	Upper	-37.58 dBm
	Spacing	11.5 MHz		

Date: 25.JUN.2013 14:08:40

Higher Band Edge Plot for QPSK-RB Size 100, RB Offset 0



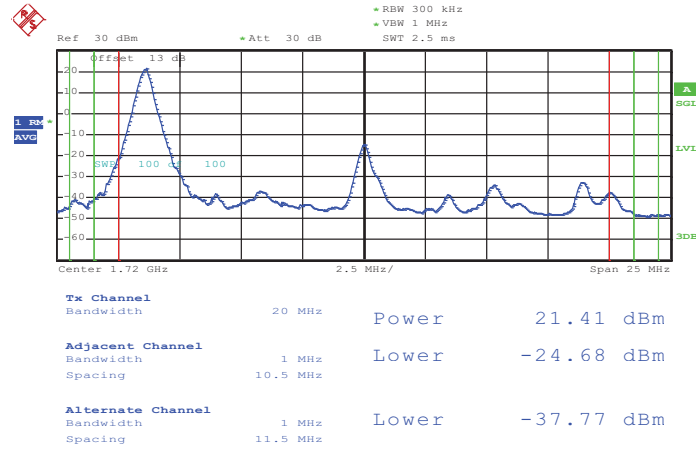
Tx Channel	Bandwidth	20 MHz	Power	22.43 dBm
Adjacent Channel	Bandwidth	1 MHz	Upper	-24.44 dBm
	Spacing	10.5 MHz		
Alternate Channel	Bandwidth	1 MHz	Upper	-26.10 dBm
	Spacing	11.5 MHz		

Date: 25.JUN.2013 14:07:41



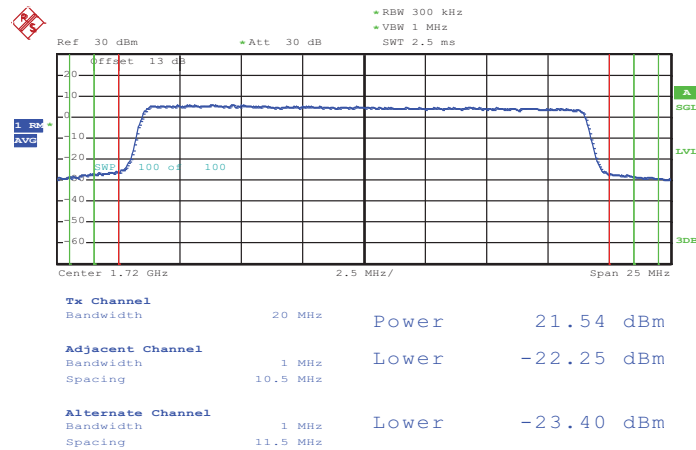
Band :	LTE Band 4	Band Width :	20MHz / 16QAM
---------------	------------	---------------------	---------------

Lower Band Edge Plot for 16QAM-RB Size 1, RB Offset 0



Date: 25.JUN.2013 14:09:28

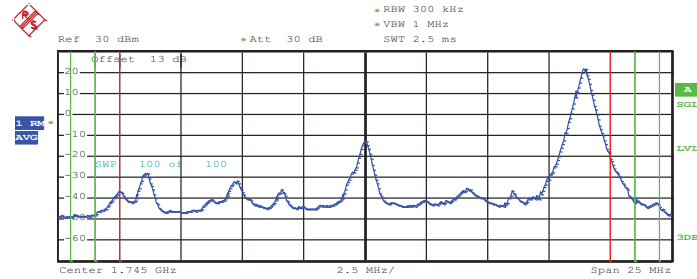
Lower Band Edge Plot for 16QAM-RB Size 100, RB Offset 0



Date: 25.JUN.2013 14:09:46



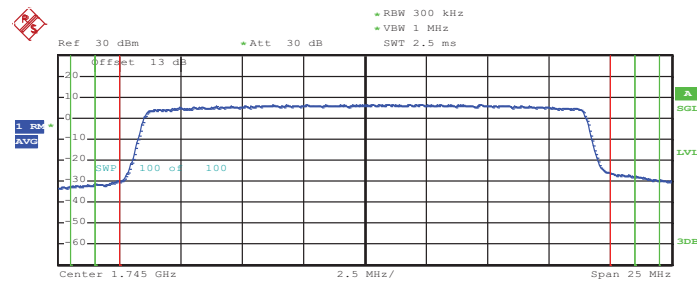
Higher Band Edge Plot for 16QAM-RB Size 1, RB Offset 99



Tx Channel	Bandwidth	20 MHz	Power	21.03 dBm
Adjacent Channel	Bandwidth	1 MHz	Upper	-24.00 dBm
	Spacing	10.5 MHz		
Alternate Channel	Bandwidth	1 MHz	Upper	-38.04 dBm
	Spacing	11.5 MHz		

Date: 25.JUN.2013 14:08:27

Higher Band Edge Plot for 16QAM-RB Size 100, RB Offset 0



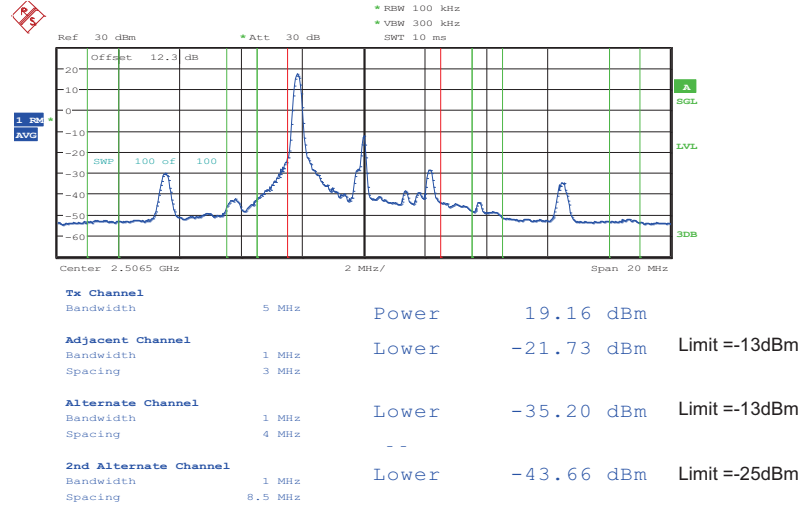
Tx Channel	Bandwidth	20 MHz	Power	22.50 dBm
Adjacent Channel	Bandwidth	1 MHz	Upper	-22.71 dBm
	Spacing	10.5 MHz		
Alternate Channel	Bandwidth	1 MHz	Upper	-24.29 dBm
	Spacing	11.5 MHz		

Date: 25.JUN.2013 14:07:58



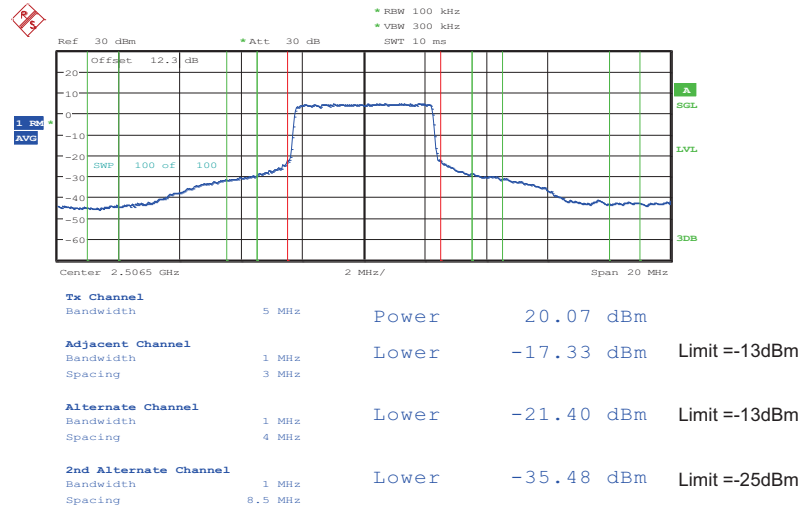
Band :	LTE Band 7	Band Width :	5MHz / QPSK
---------------	------------	---------------------	-------------

Lower Band Edge Plot for QPSK-RB Size 1, RB Offset 0



Date: 19.JUN.2013 09:17:41

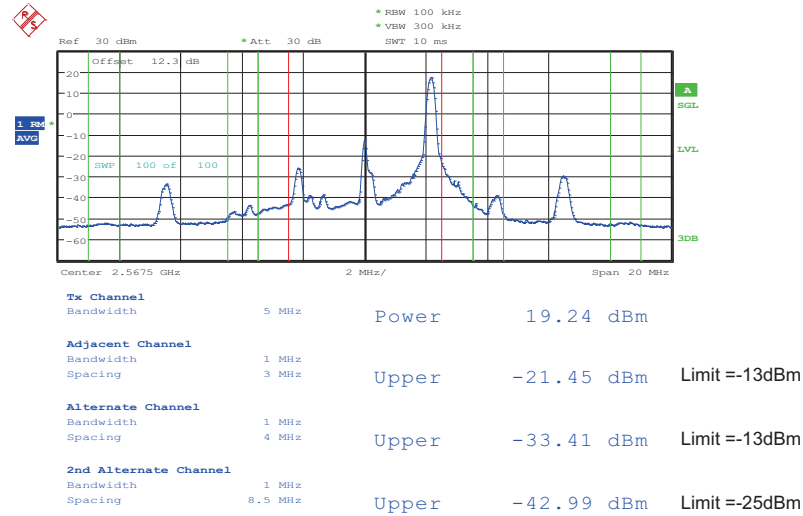
Lower Band Edge Plot for QPSK-RB Size 25, RB Offset 0



Date: 19.JUN.2013 09:11:17

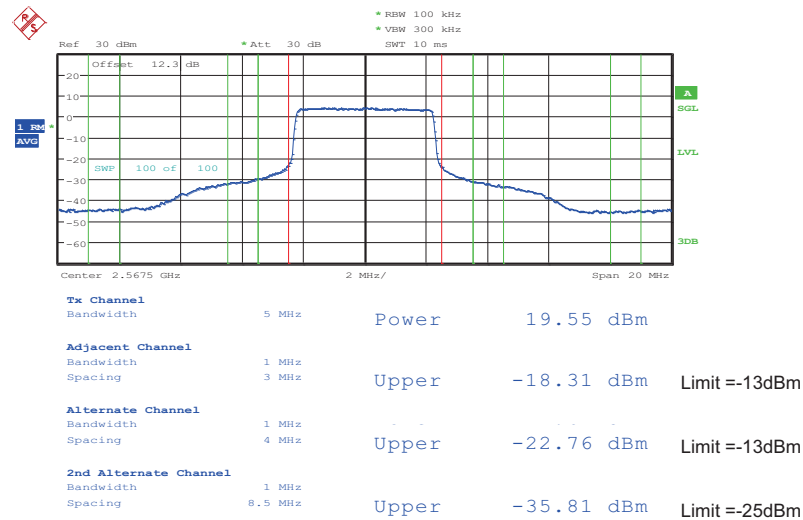


Higher Band Edge Plot for QPSK-RB Size 1, RB Offset 24



Date: 19.JUN.2013 09:18:46

Higher Band Edge Plot for QPSK-RB Size 25, RB Offset 0

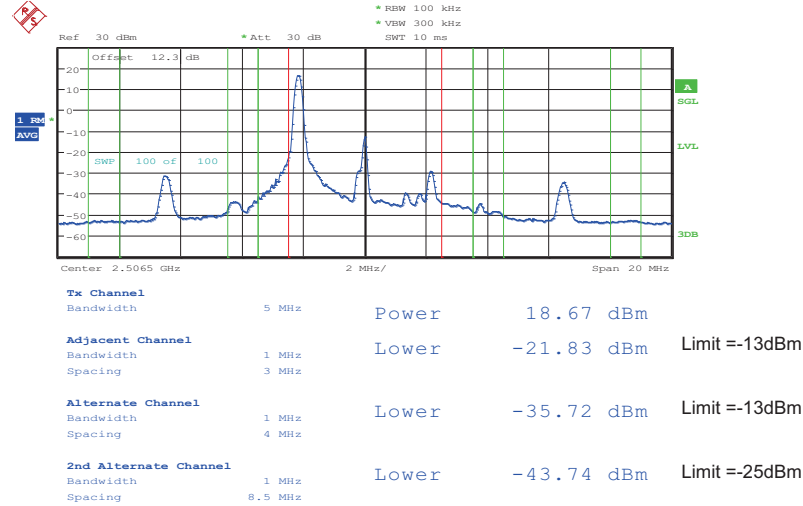


Date: 19.JUN.2013 09:19:41



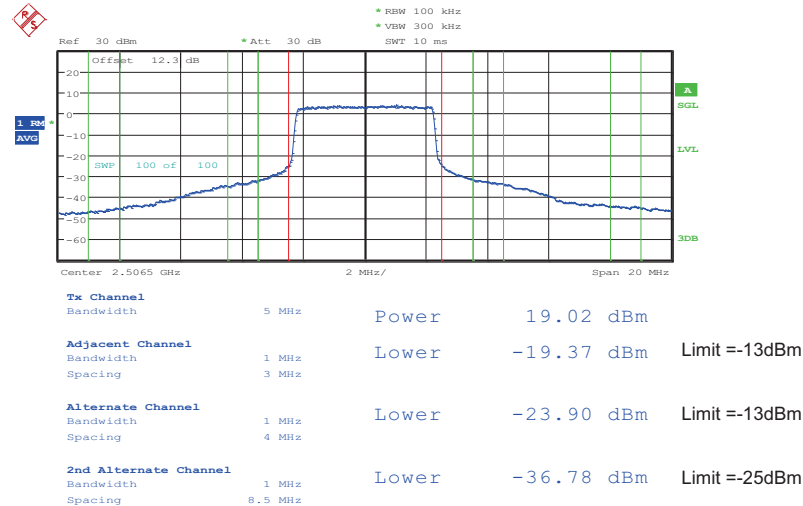
Band :	LTE Band 7	Band Width :	5MHz / 16QAM
---------------	------------	---------------------	--------------

Lower Band Edge Plot for 16QAM-RB Size 1, RB Offset 0



Date: 19.JUN.2013 09:17:27

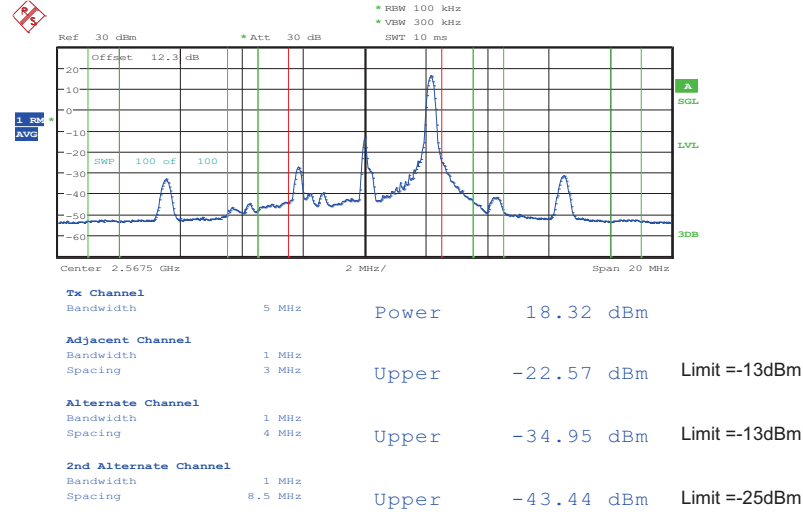
Lower Band Edge Plot for 16QAM-RB Size 25, RB Offset 0



Date: 19.JUN.2013 09:11:36

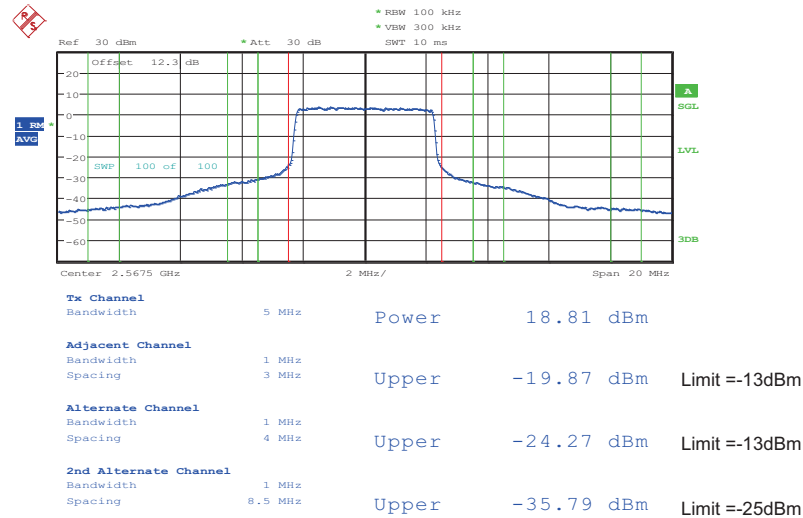


Higher Band Edge Plot for 16QAM-RB Size 1, RB Offset 24



Date: 19.JUN.2013 09:19:01

Higher Band Edge Plot for 16QAM-RB Size 25, RB Offset 0

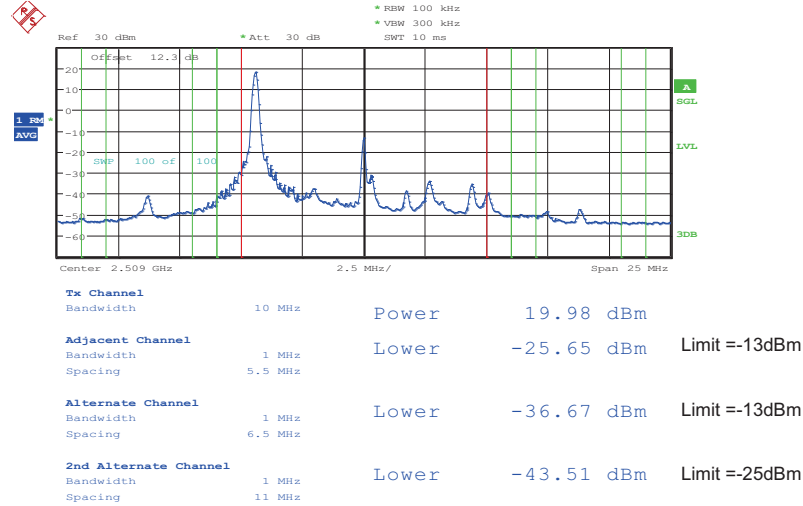


Date: 19.JUN.2013 09:19:25



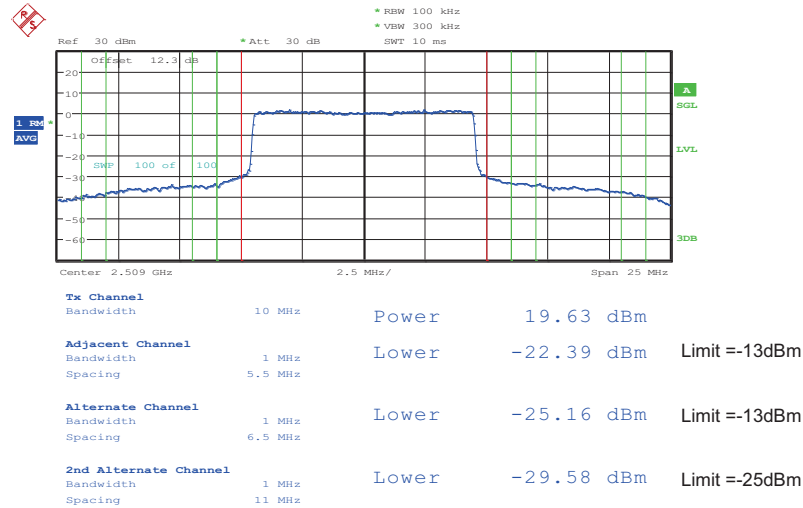
Band :	LTE Band 7	Band Width :	10MHz / QPSK
---------------	------------	---------------------	--------------

Lower Band Edge Plot for QPSK-RB Size 1, RB Offset 0



Date: 19.JUN.2013 09:25:38

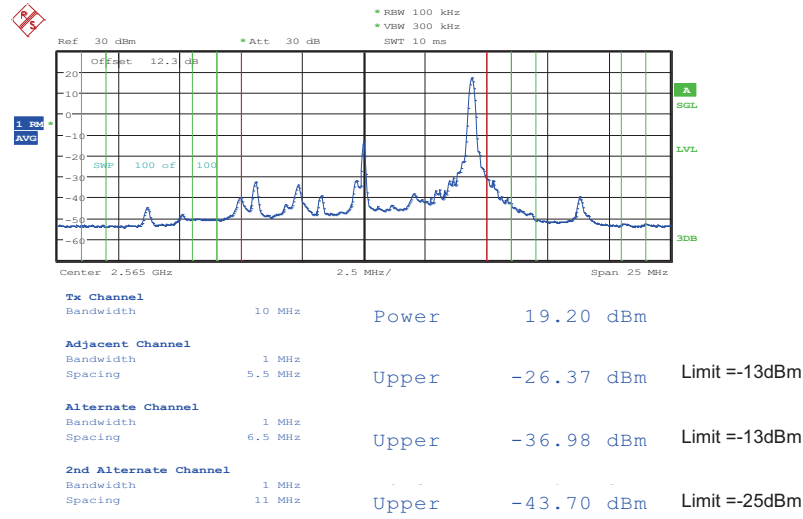
Lower Band Edge Plot for QPSK-RB Size 50, RB Offset 0



Date: 19.JUN.2013 09:26:33

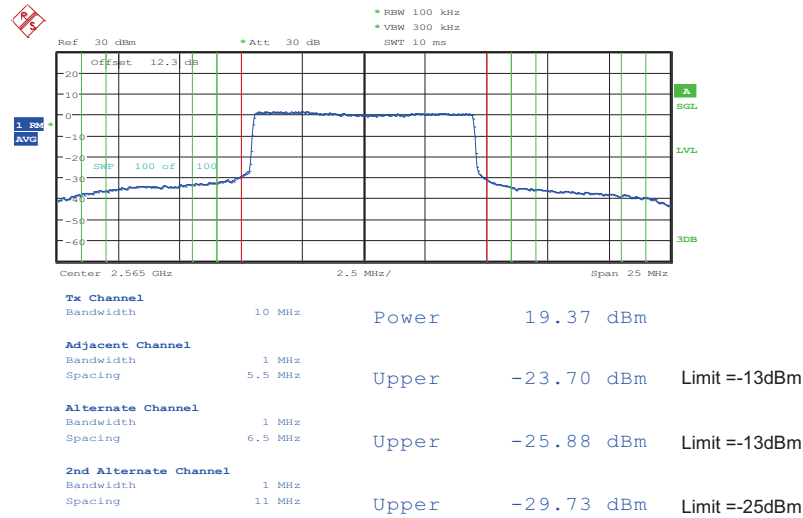


Higher Band Edge Plot for QPSK-RB Size 1, RB Offset 49



Date: 19.JUN.2013 09:23:14

Higher Band Edge Plot for QPSK-RB Size 50, RB Offset 0

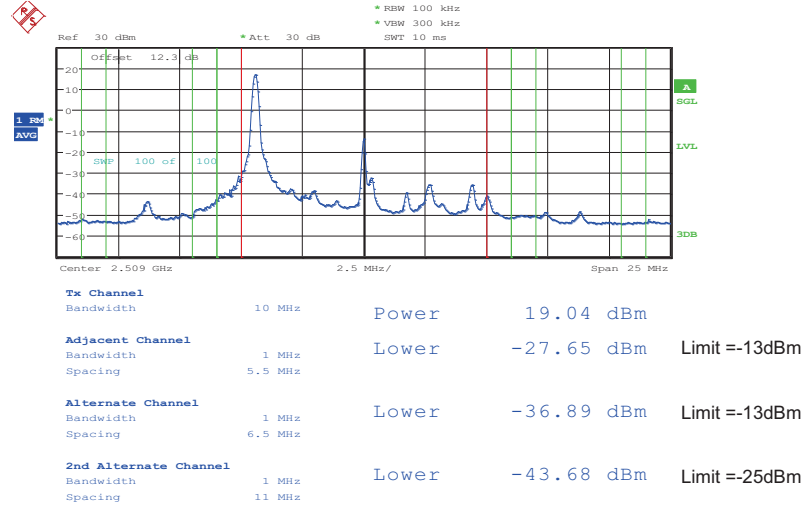


Date: 19.JUN.2013 09:22:02



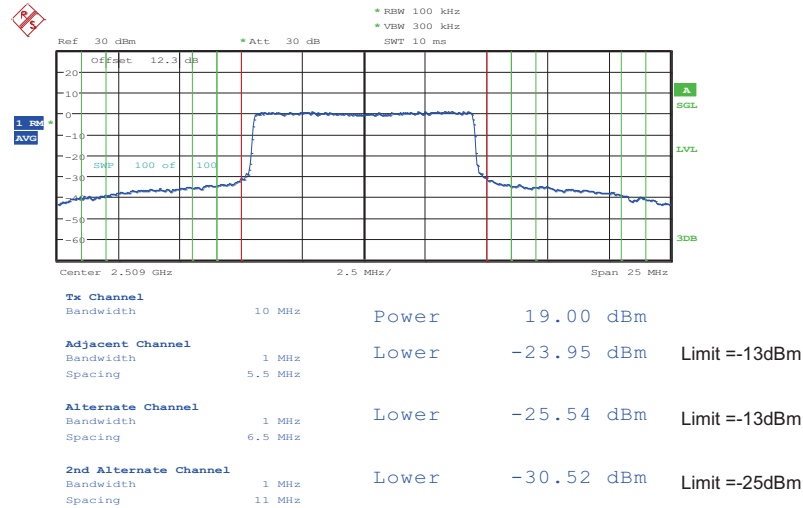
Band :	LTE Band 7	Band Width :	10MHz / 16QAM
---------------	------------	---------------------	---------------

Lower Band Edge Plot for 16QAM-RB Size 1, RB Offset 0



Date: 19.JUN.2013 09:25:56

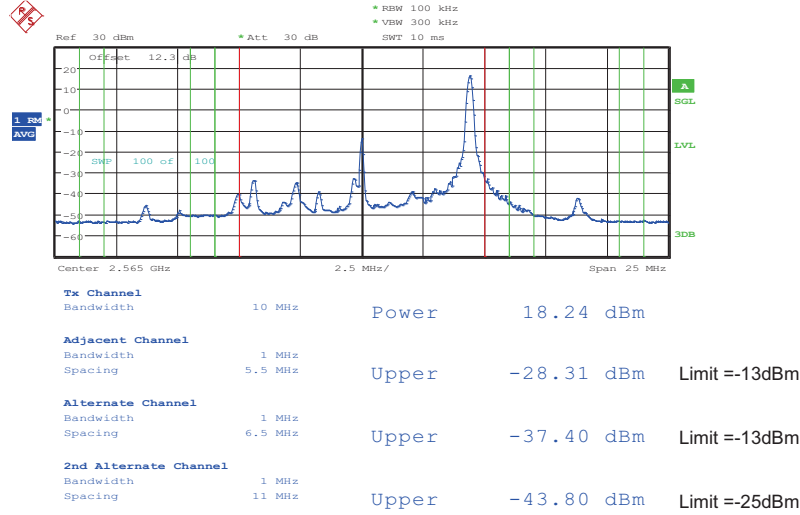
Lower Band Edge Plot for 16QAM-RB Size 50, RB Offset 0



Date: 19.JUN.2013 09:26:17

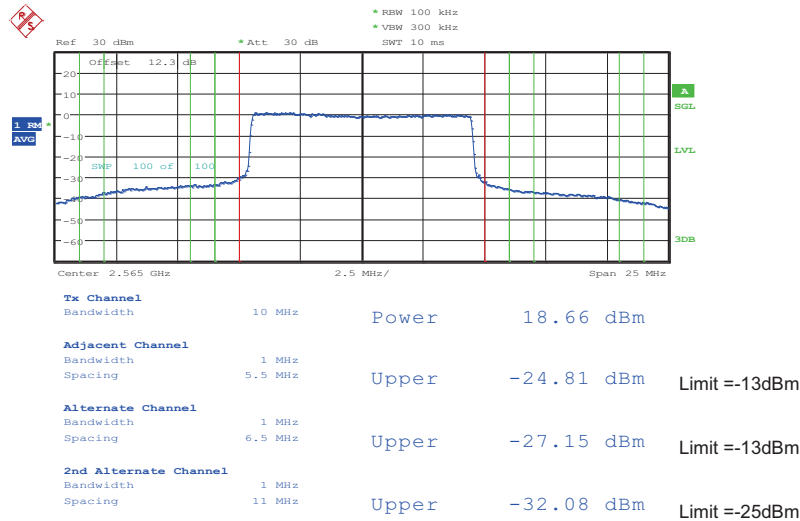


Higher Band Edge Plot for 16QAM-RB Size 1, RB Offset 49



Date: 19.JUN.2013 09:22:57

Higher Band Edge Plot for 16QAM-RB Size 50, RB Offset 0

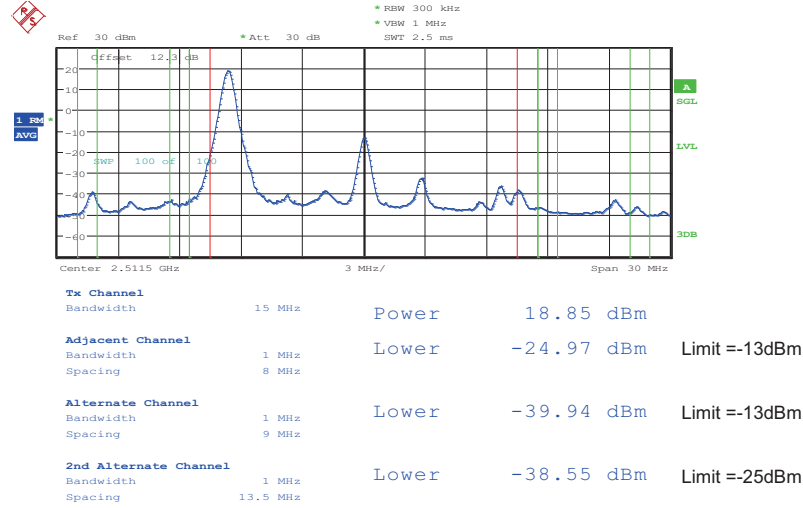


Date: 19.JUN.2013 09:22:22



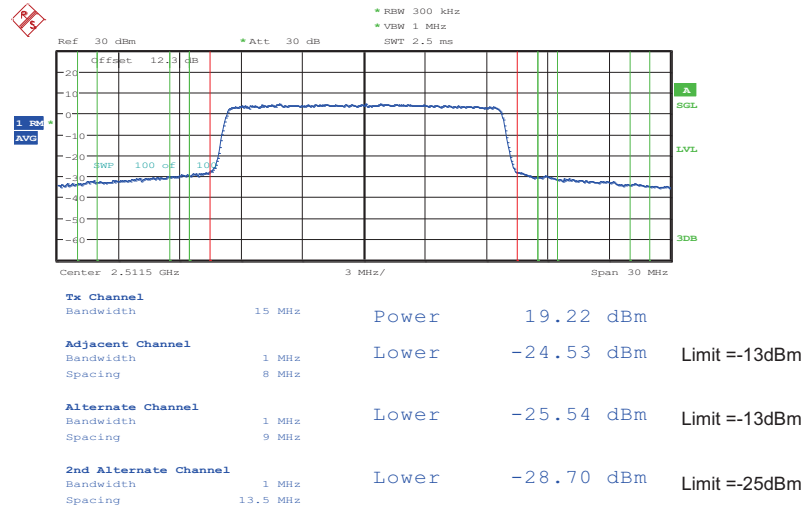
Band :	LTE Band 7	Band Width :	15MHz / QPSK
---------------	------------	---------------------	--------------

Lower Band Edge Plot for QPSK-RB Size 1, RB Offset 0



Date: 19.JUN.2013 09:30:28

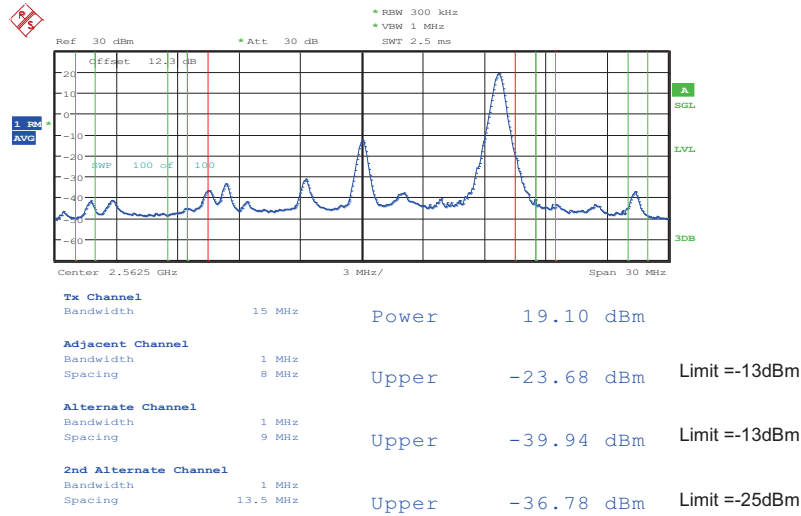
Lower Band Edge Plot for QPSK-RB Size 75, RB Offset 0



Date: 19.JUN.2013 09:29:44



Higher Band Edge Plot for QPSK-RB Size 1, RB Offset 74



Date: 19.JUN.2013 09:34:51

Higher Band Edge Plot for QPSK-RB Size 75, RB Offset 0

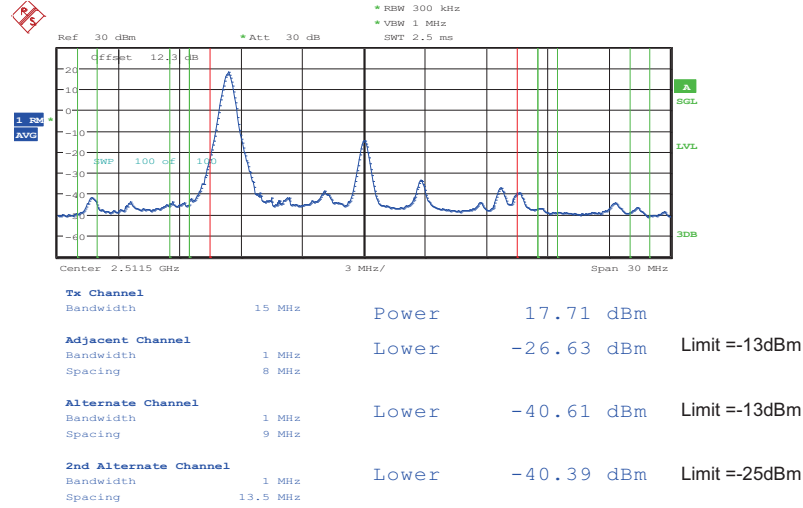


Date: 19.JUN.2013 09:35:40



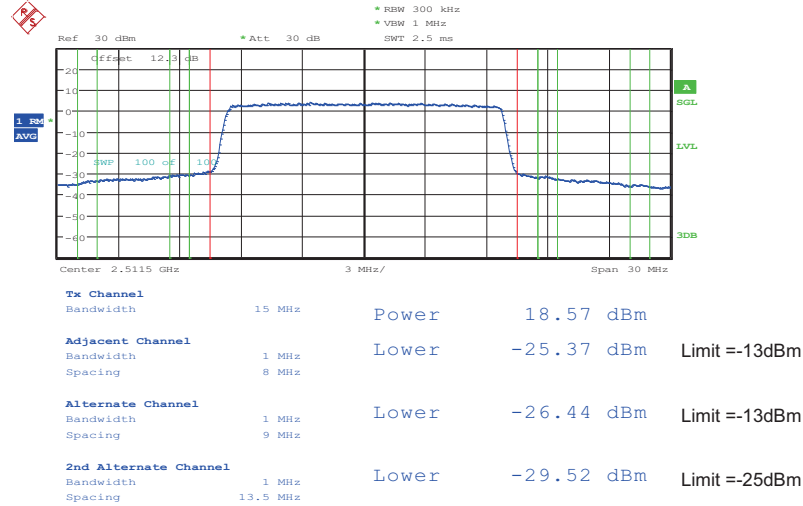
Band :	LTE Band 7	Band Width :	15MHz / 16QAM
---------------	------------	---------------------	---------------

Lower Band Edge Plot for 16QAM-RB Size 1, RB Offset 0



Date: 19.JUN.2013 09:30:14

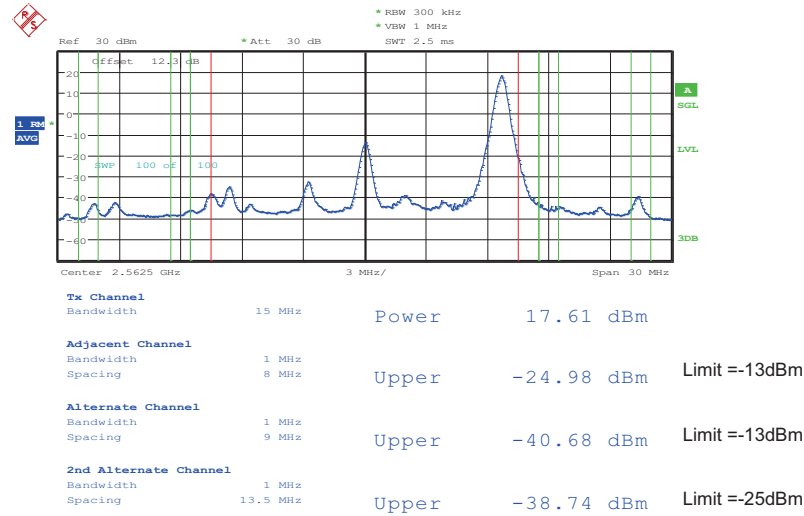
Lower Band Edge Plot for 16QAM-RB Size 75, RB Offset 0



Date: 19.JUN.2013 09:29:57



Higher Band Edge Plot for 16QAM-RB Size 1, RB Offset 74



Date: 19.JUN.2013 09:35:06

Higher Band Edge Plot for 16QAM-RB Size 75, RB Offset 0

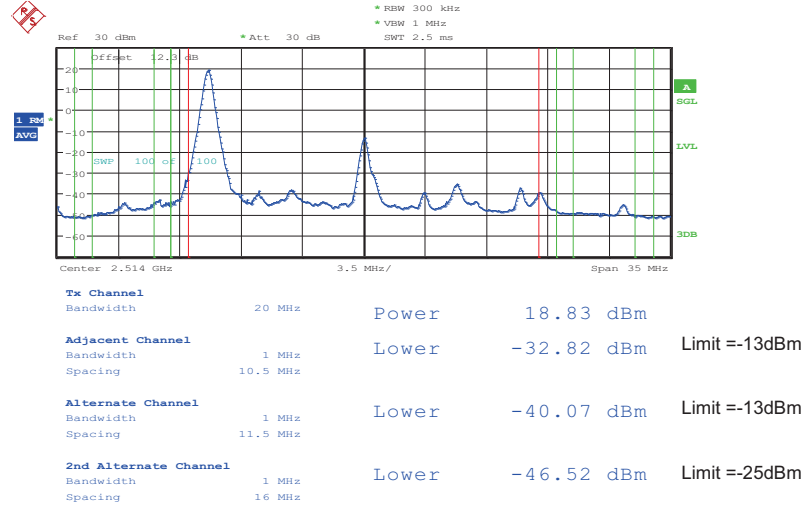


Date: 19.JUN.2013 09:35:26



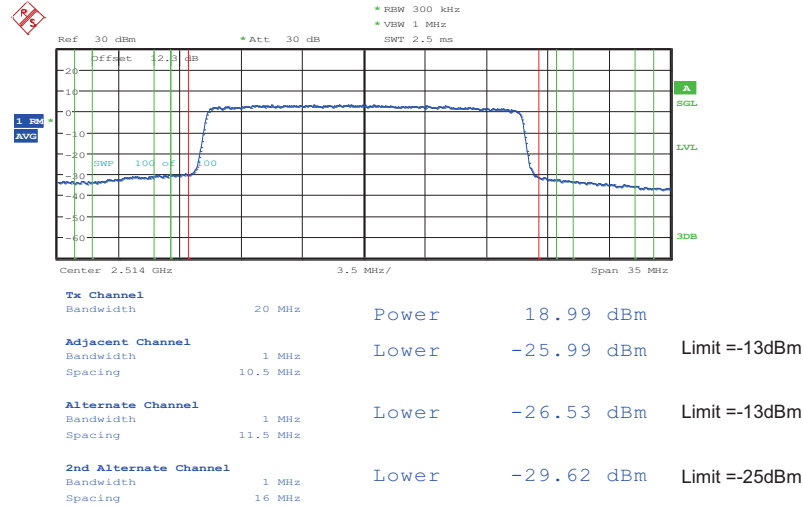
Band :	LTE Band 7	Band Width :	20MHz / QPSK
---------------	------------	---------------------	--------------

Lower Band Edge Plot for QPSK-RB Size 1, RB Offset 0



Date: 19.JUN.2013 09:47:40

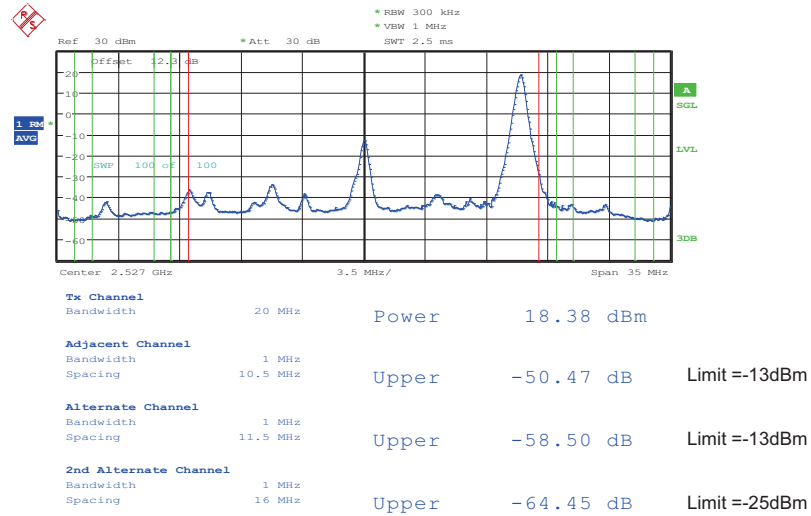
Lower Band Edge Plot for QPSK-RB Size 100, RB Offset 0



Date: 19.JUN.2013 09:48:40

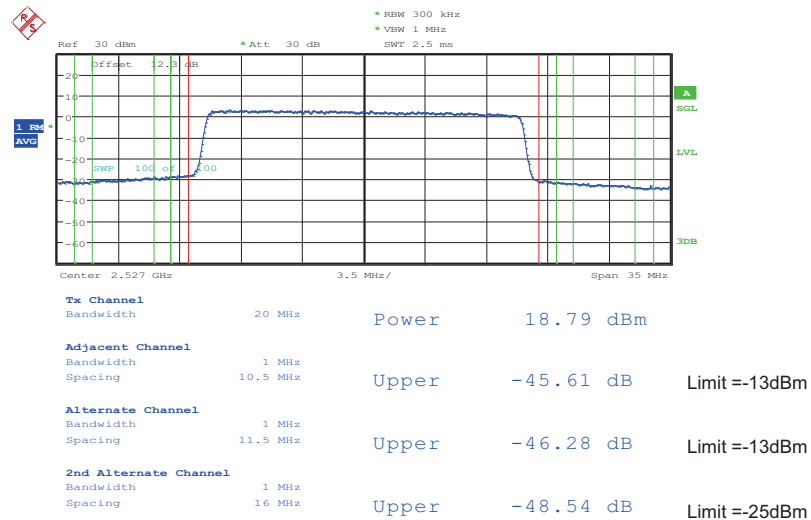


Higher Band Edge Plot for QPSK-RB Size 1, RB Offset 99



Date: 19.JUN.2013 15:09:41

Higher Band Edge Plot for QPSK-RB Size 100, RB Offset 0

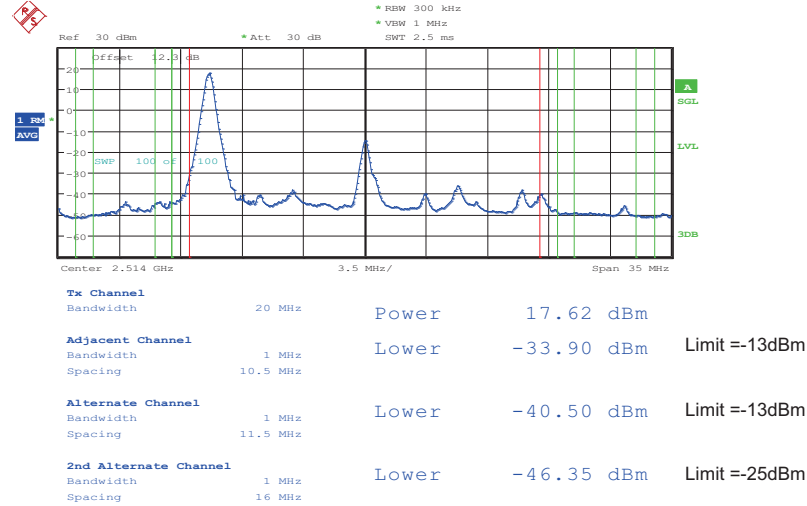


Date: 19.JUN.2013 15:08:52



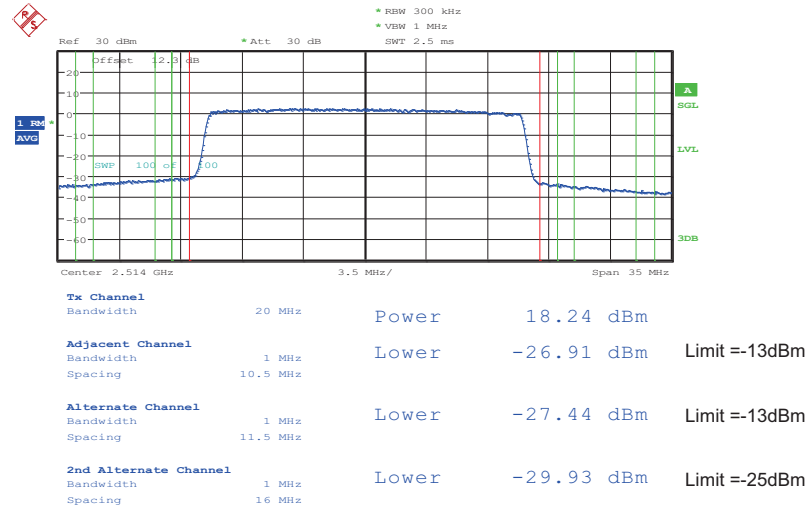
Band :	LTE Band 7	Band Width :	20MHz / 16QAM
---------------	------------	---------------------	---------------

Lower Band Edge Plot for 16QAM-RB Size 1, RB Offset 0



Date: 19.JUN.2013 09:47:56

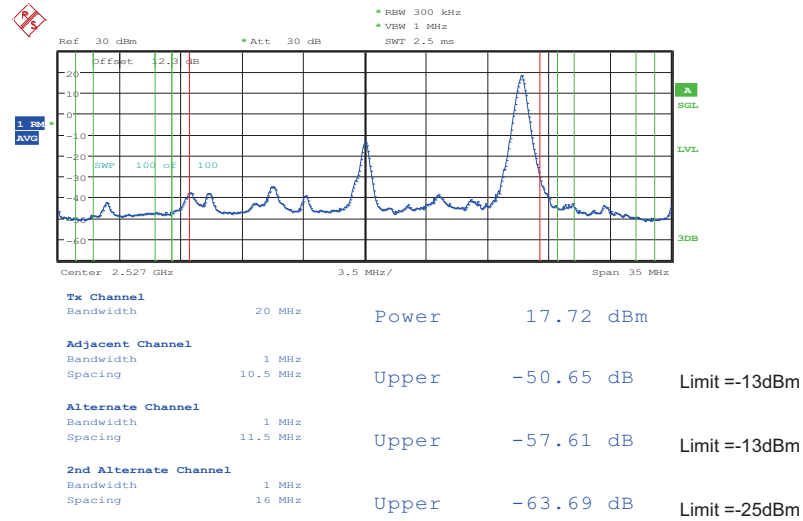
Lower Band Edge Plot for 16QAM-RB Size 100, RB Offset 0



Date: 19.JUN.2013 09:48:20

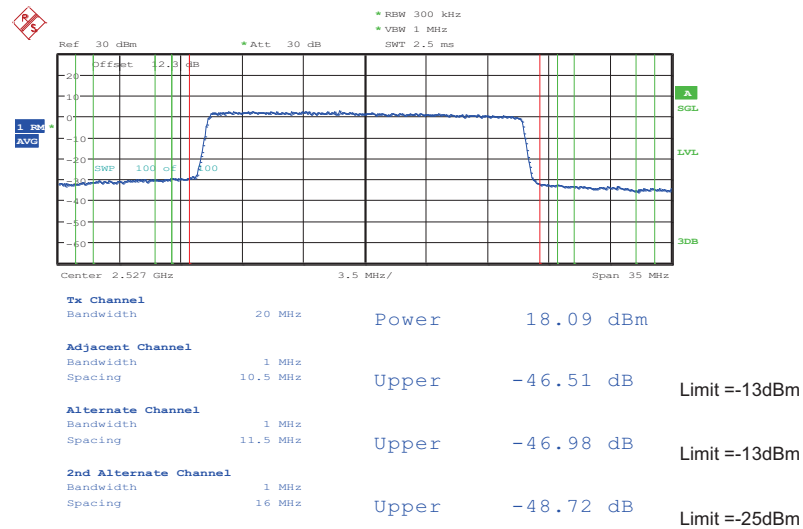


Higher Band Edge Plot for 16QAM-RB Size 1, RB Offset 99



Date: 19.JUN.2013 15:09:24

Higher Band Edge Plot for 16QAM-RB Size 100, RB Offset 0

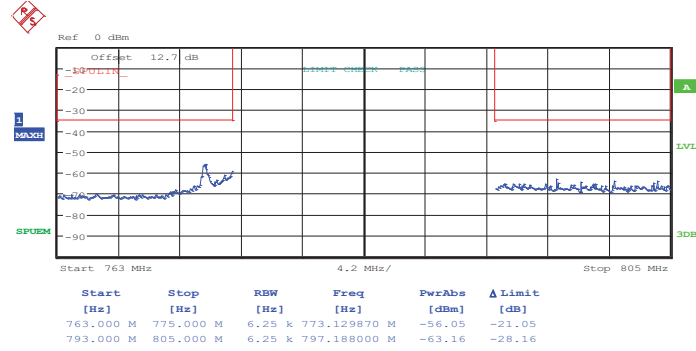


Date: 19.JUN.2013 15:09:04



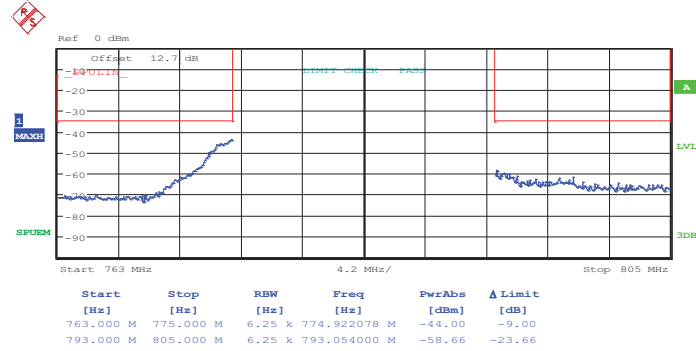
Band :	LTE Band 13	Band Width :	5MHz / QPSK
--------	-------------	--------------	-------------

Lower Band Edge Plot for QPSK-RB Size 1, RB Offset 0



Date: 17.JUN.2013 16:31:44

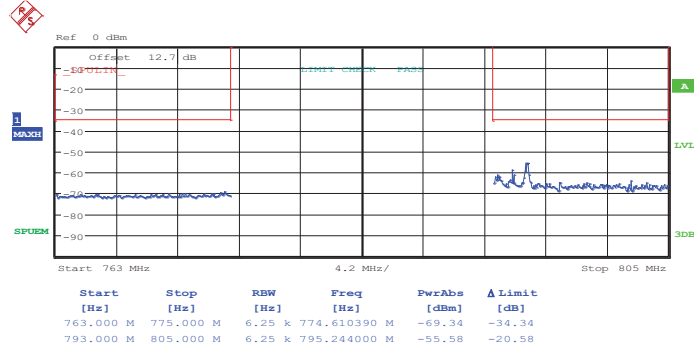
Lower Band Edge Plot for QPSK-RB Size 25, RB Offset 0



Date: 17.JUN.2013 16:31:58

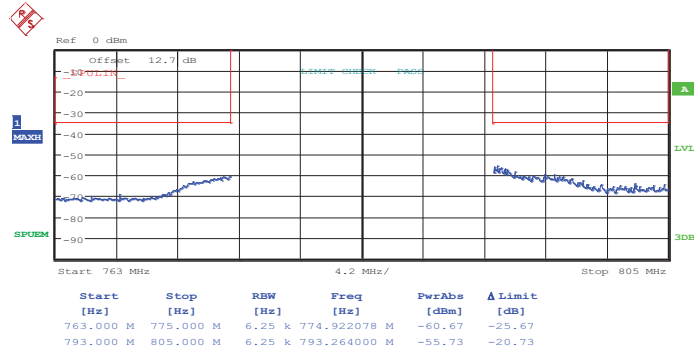


Higher Band Edge Plot for QPSK-RB Size 1, RB Offset 24



Date: 17.JUN.2013 16:34:24

Higher Band Edge Plot for QPSK-RB Size 25, RB Offset 0

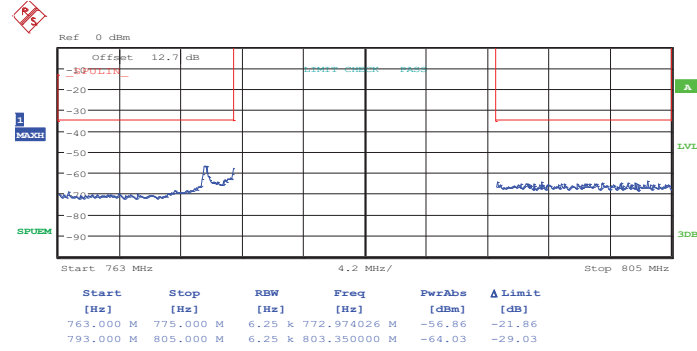


Date: 17.JUN.2013 16:33:09



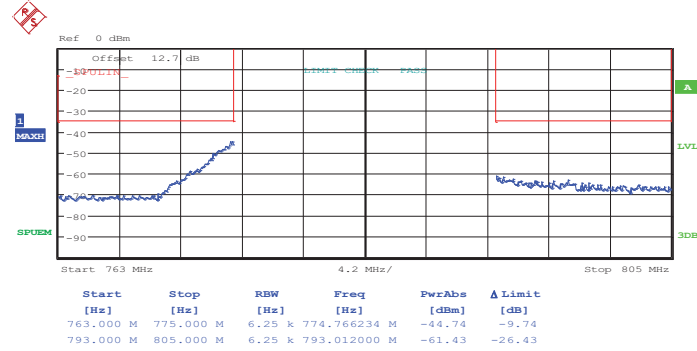
Band :	LTE Band 13	Band Width :	5MHz / 16QAM
--------	-------------	--------------	--------------

Lower Band Edge Plot for 16QAM-RB Size 1, RB Offset 0



Date: 17.JUN.2013 16:31:32

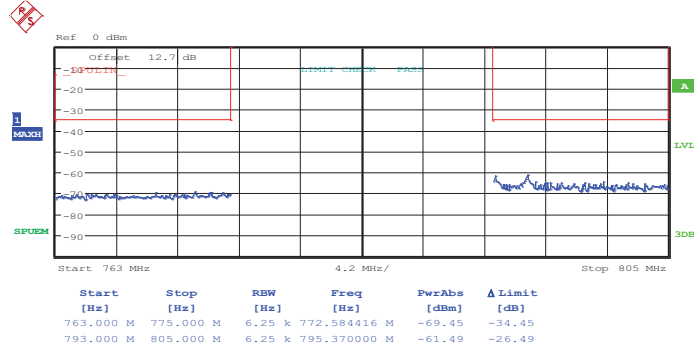
Lower Band Edge Plot for 16QAM-RB Size 25, RB Offset 0



Date: 17.JUN.2013 16:32:12

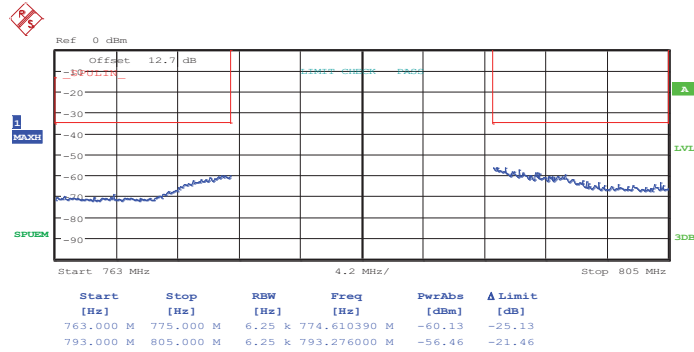


Higher Band Edge Plot for 16QAM-RB Size 1, RB Offset 24



Date: 17.JUN.2013 16:34:37

Higher Band Edge Plot for 16QAM-RB Size 25, RB Offset 0

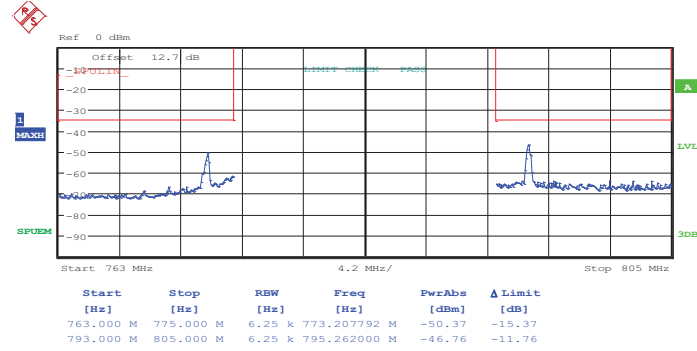


Date: 17.JUN.2013 16:32:53



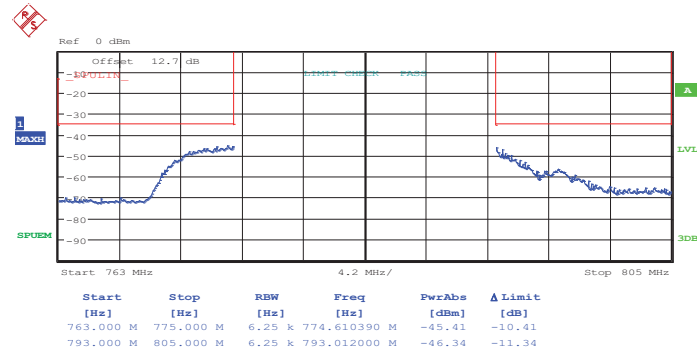
Band :	LTE Band 13	Band Width :	10MHz / QPSK
---------------	-------------	---------------------	--------------

Middle Band Edge Plot for QPSK-RB Size 1, RB Offset 0



Date: 17.JUN.2013 16:22:50

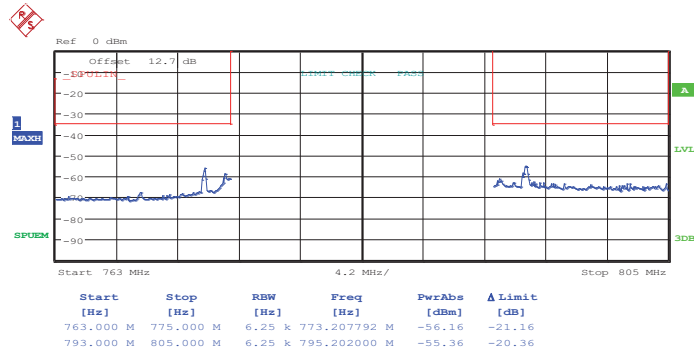
Middle Band Edge Plot for QPSK-RB Size 50, RB Offset 0



Date: 17.JUN.2013 16:23:39



Middle Band Edge Plot for QPSK-RB Size 1, RB Offset 49

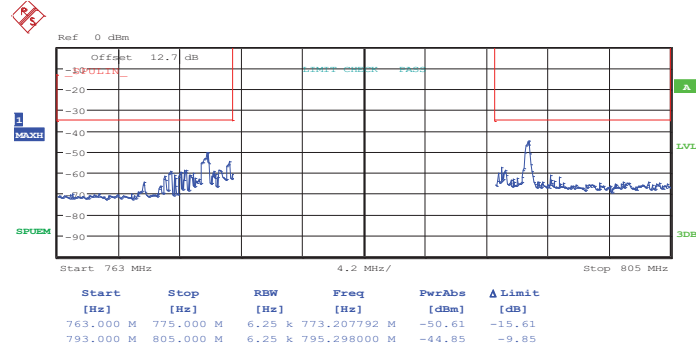


Date: 17.JUN.2013 16:22:31



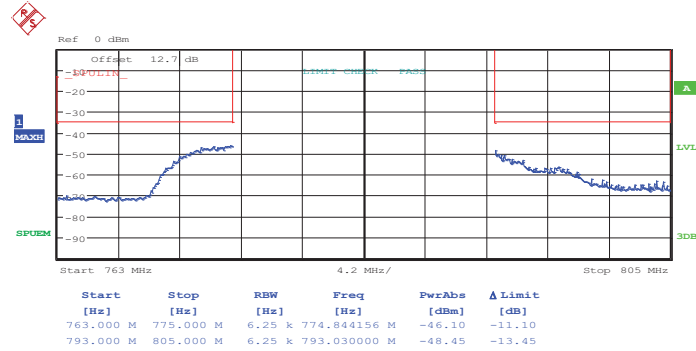
Band :	LTE Band 13	Band Width :	10MHz / 16QAM
---------------	-------------	---------------------	---------------

Middle Band Edge Plot for 16QAM-RB Size 1, RB Offset 0



Date: 17.JUN.2013 16:23:05

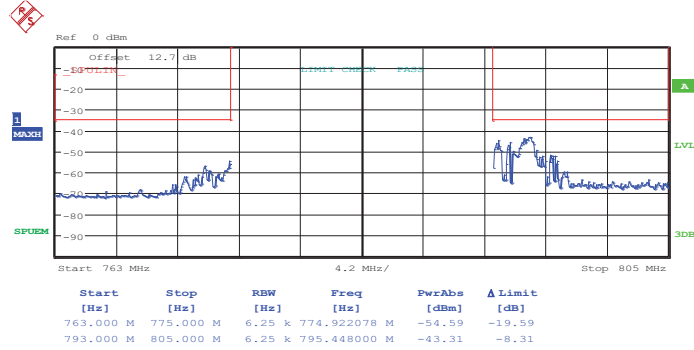
Middle Band Edge Plot for 16QAM-RB Size 50, RB Offset 0



Date: 17.JUN.2013 16:23:25



Middle Band Edge Plot for 16QAM-RB Size 1, RB Offset 49

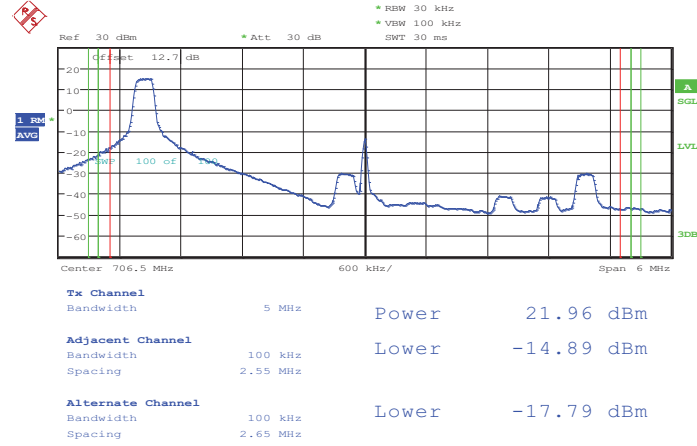


Date: 17.JUN.2013 16:21:32



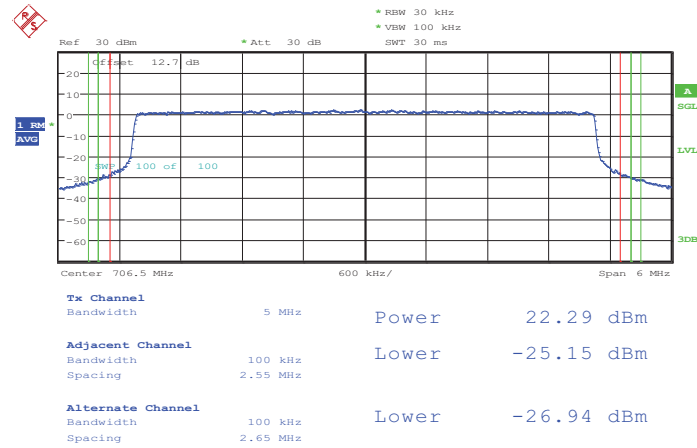
Band :	LTE Band 17	Band Width :	5MHz / QPSK
--------	-------------	--------------	-------------

Lower Band Edge Plot for QPSK-RB Size 1, RB Offset 0



Date: 18.JUN.2013 16:40:43

Lower Band Edge Plot for QPSK-RB Size 25, RB Offset 0



Date: 18.JUN.2013 16:38:47

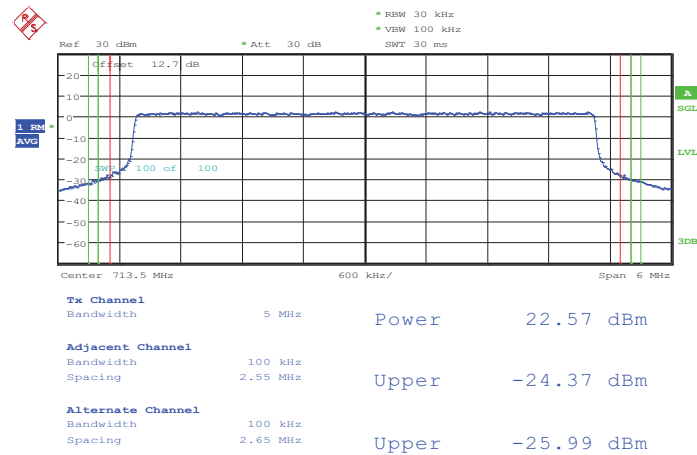


Higher Band Edge Plot for QPSK-RB Size 1, RB Offset 24



Date: 18.JUN.2013 16:41:36

Higher Band Edge Plot for QPSK-RB Size 25, RB Offset 0



Date: 18.JUN.2013 16:42:21



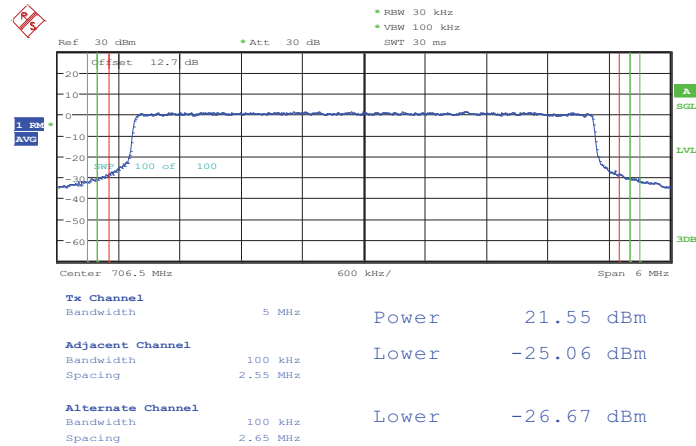
Band :	LTE Band 17	Band Width :	5MHz / 16QAM
---------------	-------------	---------------------	--------------

Lower Band Edge Plot for 16QAM-RB Size 1, RB Offset 0



Date: 18.JUN.2013 16:40:26

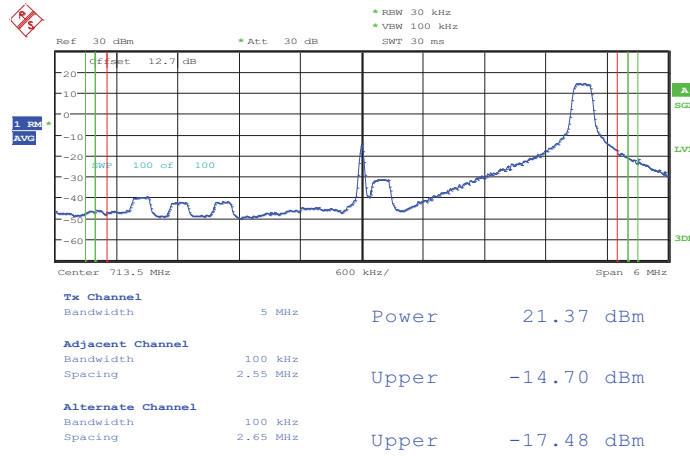
Lower Band Edge Plot for 16QAM-RB Size 25, RB Offset 0



Date: 18.JUN.2013 16:39:06

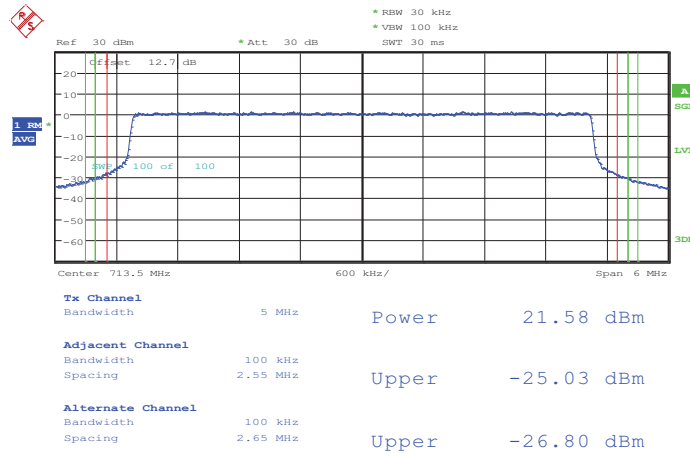


Higher Band Edge Plot for 16QAM-RB Size 1, RB Offset 24



Date: 18.JUN.2013 16:41:49

Higher Band Edge Plot for 16QAM-RB Size 25, RB Offset 0

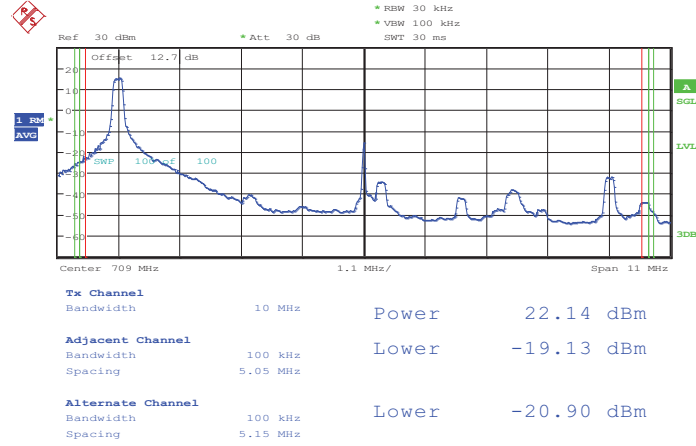


Date: 18.JUN.2013 16:42:08



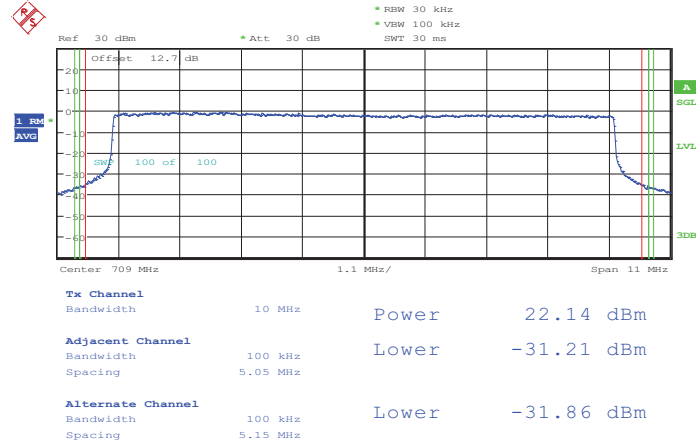
Band :	LTE Band 17	Band Width :	10MHz / QPSK
---------------	-------------	---------------------	--------------

Lower Band Edge Plot for QPSK-RB Size 1, RB Offset 0



Date: 18.JUN.2013 16:46:02

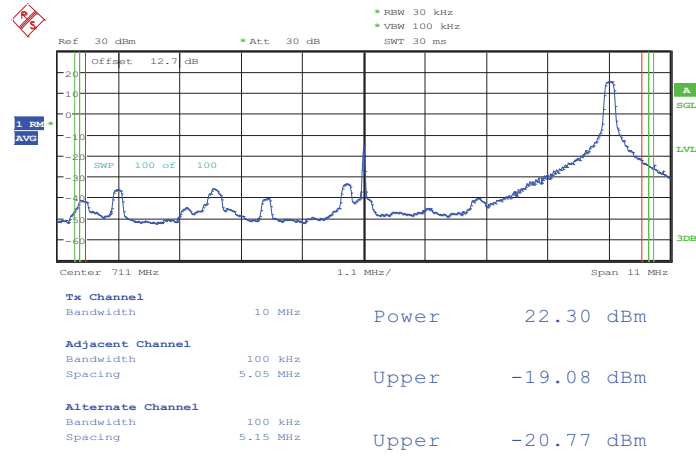
Lower Band Edge Plot for QPSK-RB Size 50, RB Offset 0



Date: 18.JUN.2013 16:46:56

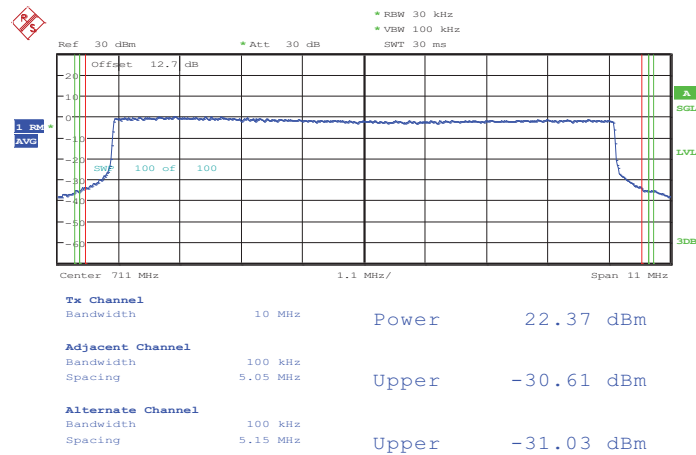


Higher Band Edge Plot for QPSK-RB Size 1, RB Offset 49



Date: 18.JUN.2013 16:45:19

Higher Band Edge Plot for QPSK-RB Size 50, RB Offset 0

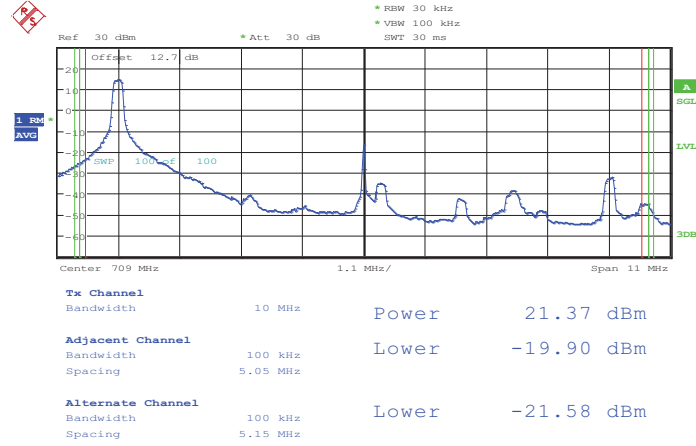


Date: 18.JUN.2013 16:44:18



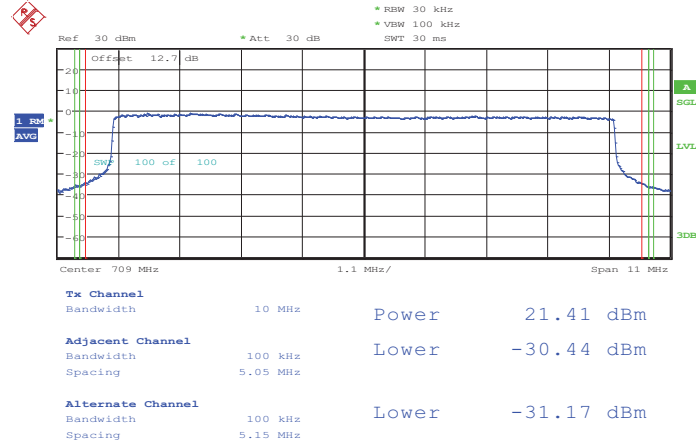
Band :	LTE Band 17	Band Width :	10MHz / 16QAM
---------------	-------------	---------------------	---------------

Lower Band Edge Plot for 16QAM-RB Size 1, RB Offset 0



Date: 18.JUN.2013 16:46:21

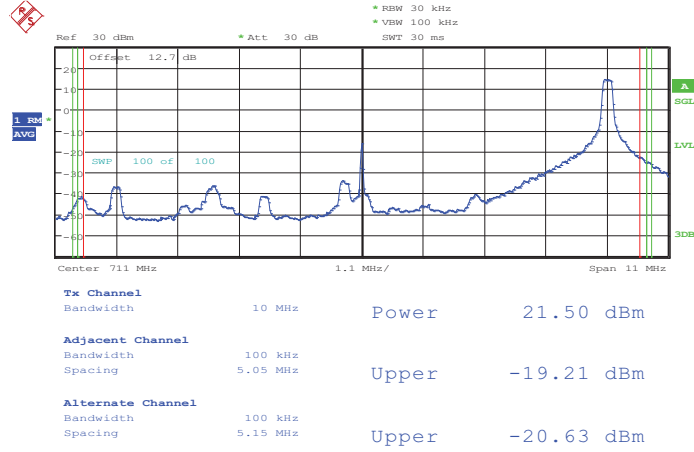
Lower Band Edge Plot for 16QAM-RB Size 50, RB Offset 0



Date: 18.JUN.2013 16:46:39

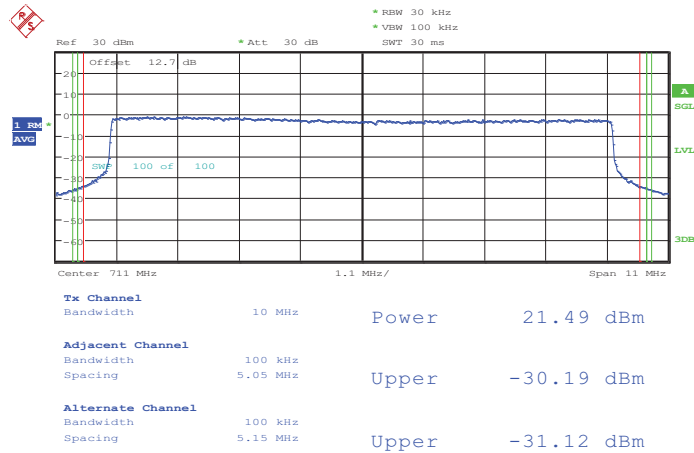


Higher Band Edge Plot for 16QAM-RB Size 1, RB Offset 49



Date: 18.JUN.2013 16:45:04

Higher Band Edge Plot for 16QAM-RB Size 50, RB Offset 0



Date: 18.JUN.2013 16:44:37