



Report No.: T200811W02-RP

## APPENDIX-A Test Photo


Mode 1: Antenna 5: Taiyo Yuden / AH104F2450S1  
Radiation (Below 1GHz)




Radiation (Above 1GHz)




**Mode 2: Antenna 6: Linx/Antenna Factor / ANT-2.4-USP  
Radiation (Below 1GHz)**




**Radiation (Above 1GHz)**




## Mode 3: Antenna 7: Jesoncom / 10I010D Radiation (Below 1GHz)




## Radiation (Above 1GHz)



**Mode 4: Antenna 4: Ethertronics / 1001013  
Radiation (Below 1GHz)**



**Radiation (Above 1GHz)**



## Conducted Emission Set Up Photo

