



FCC RF Test Report

APPLICANT : Fibocom Wireless Inc
EQUIPMENT : LTE module
BRAND NAME : Fibocom
MODEL NAME : NL668-AM-00
FCC ID : ZMONL668AM00
STANDARD : 47 CFR Part 2, 22(H), 24(E), 27(L), 27(F), 27(H), 27(N)
CLASSIFICATION : PCS Licensed Transmitter (PCB)

The product was received on Oct. 19, 2018 and completely tested on Nov. 17, 2018. We, Sporton International (Shenzhen) Inc., would like to declare that the tested sample has been evaluated in accordance with the procedures given in ANSI C63.26-2015 and shown compliance with the applicable technical standards.

The test results in this report apply exclusively to the tested model / sample. Without written approval of Sporton International (Shenzhen) Inc., the test report shall not be reproduced except in full.

Approved by: Eric Shih / Manager



Sporton International (Shenzhen) Inc.

**1/F, 2/F, Bldg 5, Shiling Industrial Zone, Xinwei Village, Xili, Nanshan, Shenzhen City,
Guangdong Province 518055, China**



TABLE OF CONTENTS

REVISION HISTORY..... 3
SUMMARY OF TEST RESULT 4
1 GENERAL DESCRIPTION 5
1.1 Applicant 5
1.2 Manufacturer 5
1.3 Product Feature of Equipment Under Test..... 5
1.4 Product Specification of Equipment Under Test..... 6
1.5 Modification of EUT 6
1.6 Maximum ERP/EIRP Power, Frequency Tolerance, and Emission Designator 7
1.7 Testing Location 9
1.8 Applicable Standards..... 9
2 TEST CONFIGURATION OF EQUIPMENT UNDER TEST 10
2.1 Test Mode 10
2.2 Connection Diagram of Test System 14
2.3 Support Unit used in test configuration and system 14
2.4 Measurement Results Explanation Example 14
2.5 Frequency List of Low/Middle/High Channels 15
3 CONDUCTED TEST ITEMS 18
3.1 Measuring Instruments 18
3.2 Test Setup 18
3.3 Test Result of Conducted Test 18
3.4 Conducted Output Power and ERP/EIRP 19
3.5 Peak-to-Average Ratio 20
3.6 Occupied Bandwidth 21
3.7 Conducted Band Edge 22
3.8 Conducted Spurious Emission 24
3.9 Frequency Stability 25
4 RADIATED TEST ITEMS 26
4.1 Measuring Instruments 26
4.2 Test Setup 26
4.3 Test Result of Radiated Test 26
4.4 Radiated Spurious Emission 27
5 LIST OF MEASURING EQUIPMENT 28
6 UNCERTAINTY OF EVALUATION 29
APPENDIX A. TEST RESULTS OF CONDUCTED TEST
APPENDIX B. TEST RESULTS OF RADIATED TEST
APPENDIX C. TEST SETUP PHOTOGRAPHS



REVISION HISTORY

| REPORT NO. | VERSION | DESCRIPTION | ISSUED DATE |
|------------|---------|-------------------------|---------------|
| FG8O1914B | Rev. 01 | Initial issue of report | Nov. 28, 2018 |
| | | | |
| | | | |
| | | | |
| | | | |
| | | | |
| | | | |
| | | | |
| | | | |
| | | | |
| | | | |
| | | | |
| | | | |
| | | | |
| | | | |
| | | | |



SUMMARY OF TEST RESULT

| Report Section | FCC Rule | Description | Limit | Result | Remark |
|----------------|--|--|-------------------------------------|--------|-------------------------------------|
| 3.4 | §2.1046 | Conducted Output Power | Reporting Only | PASS | - |
| | §22.913(a)(5) | Effective Radiated Power (Band 5) | ERP < 7 Watt | | |
| | §27.50(b)(10) §27.50(c)(10) | Effective Radiated Power (Band 12) (Band 13) (Band 17) (Band 71) | ERP < 3 Watt | | |
| | §24.232(c) §27.50(h)(2) | Equivalent Isotropic Radiated Power (Band 2) | EIRP < 2Watt | | |
| | §27.50(d)(4) | Equivalent Isotropic Radiated Power (Band 4) (Band 66) | EIRP < 1Watt | | |
| 3.5 | §24.232(d) | Peak-to-Average Ratio | <13 dB | PASS | - |
| 3.6 | §2.1049 | Occupied Bandwidth | Reporting Only | PASS | - |
| 3.7 | §2.1051 §22.917(a) §24.238(a) §27.53(c)(2)(4) §27.53(g) §27.53(h) | Conducted Band Edge Measurement (Band 2) (Band 4) (Band 5) (Band 12) (Band 13) (Band 17) (Band 66) (Band 71) | < 43+10log ₁₀ (P[Watts]) | PASS | - |
| 3.8 | §2.1051 §22.917(a) §24.238(a) §27.53(c)(2) §27.53(g) §27.53(h) | Conducted Spurious Emission (Band 2) (Band 4) (Band 5) (Band 12) (Band 13) (Band 17) (Band 66) (Band 71) | < 43+10log ₁₀ (P[Watts]) | PASS | - |
| 3.9 | §2.1055 §22.355 | Frequency Stability Temperature & Voltage | < 2.5 ppm for Part 22 | PASS | - |
| | §2.1055 §24.235 §27.54 | | Within Authorized Band | | |
| 4.4 | §2.1053 §22.917(a) §24.238(a) §27.53(c)(2) §27.53(f) §27.53(g) §27.53(h) | Radiated Spurious Emission (Band 2) (Band 4) (Band 5) (Band 12) (Band 13) (Band 17) (Band 66) (Band 71) | < 43+10log ₁₀ (P[Watts]) | PASS | Under limit 20.75 dB at 2021.25 MHz |



1 General Description

1.1 Applicant

Fibocom Wireless Inc

5/F, Tower A, Technology Building II, 1057 Nanhai Avenue, Shenzhen, China

1.2 Manufacturer

Fibocom Wireless Inc

5/F, Tower A, Technology Building II, 1057 Nanhai Avenue, Shenzhen, China

1.3 Product Feature of Equipment Under Test

| Product Feature | |
|---------------------------------|---|
| Equipment | LTE module |
| Brand Name | Fibocom |
| Model Name | NL668-AM-00 |
| FCC ID | ZMONL668AM00 |
| EUT supports Radios application | WCDMA/HSPA/DC-HSDPA/ HSPA+(16QAM uplink is not supported)/LTE |
| IMEI Code | Conducted: 866857032754141, 866857032753812 Radiation: 866857032753648 |
| HW Version | V1.0.1 |
| SW Version | 19006.1000.00.02.77.07 |
| EUT Stage | Production Unit |



1.4 Product Specification of Equipment Under Test

| Standards-related Product Specification | |
|---|---|
| Tx Frequency | LTE Band 2 : 1850.7 MHz ~ 1909.3 MHz LTE Band 4 : 1710.7 MHz ~ 1754.3 MHz LTE Band 5 : 824.7 MHz ~ 848.3 MHz LTE Band 12 : 699.7 MHz ~ 715.3 MHz LTE Band 13 : 779.5 MHz ~ 784.5 MHz LTE Band 17 : 706.5 MHz ~ 713.5 MHz LTE Band 66 : 1710.7 MHz ~ 1779.3 MHz LTE Band 71: 665.5 MHz ~ 695.5MHz |
| Rx Frequency | LTE Band 2 : 1930.7 MHz ~ 1989.3 MHz LTE Band 4 : 2110.7 MHz ~ 2154.3 MHz LTE Band 5 : 869.7 MHz ~ 893.3 MHz LTE Band 12 : 729.7 MHz ~ 745.3 MHz LTE Band 13 : 748.5 MHz ~ 753.5 MHz LTE Band 17 : 736.5 MHz ~ 743.5 MHz LTE Band 66 : 2110.7 MHz~ 2199.3 MHz LTE Band 71: 619.5 MHz ~ 649.5MHz |
| Bandwidth | LTE Band 2 : 1.4MHz / 3MHz / 5MHz / 10MHz / 15MHz / 20MHz LTE Band 4 : 1.4MHz / 3MHz / 5MHz / 10MHz / 15MHz / 20MHz LTE Band 5 : 1.4MHz / 3MHz / 5MHz / 10MHz LTE Band 12 : 1.4MHz / 3MHz / 5MHz / 10MHz LTE Band 13 : 5MHz / 10MHz LTE Band 17 : 5MHz / 10MHz LTE Band 66 : 1.4MHz / 3MHz / 5MHz / 10MHz / 15MHz / 20MHz LTE Band 71 : 5MHz / 10MHz / 15MHz / 20MHz |
| Maximum Output Power to Antenna | LTE Band 2 : 23.31 dBm LTE Band 4 : 23.07 dBm LTE Band 5 : 22.86 dBm LTE Band 12 : 23.54 dBm LTE Band 13 : 23.24 dBm LTE Band 17 : 23.50 dBm LTE Band 66 : 23.63 dBm LTE Band 71 : 23.87 dBm |
| Antenna Gain | LTE Band 2 : 4.00 dBi LTE Band 4 : 4.50 dBi LTE Band 5 : 4.00 dBi LTE Band 12 : 3.00 dBi LTE Band 13 : 3.50 dBi LTE Band 17 : 3.00 dBi LTE Band 66 : 4.50 dBi LTE Band 71 : 2.00 dBi |
| Type of Modulation | QPSK / 16QAM |

1.5 Modification of EUT

No modifications are made to the EUT during all test items.



1.6 Maximum ERP/EIRP Power, Frequency Tolerance, and Emission Designator

| LTE Band 2 | | QPSK | | | 16QAM | | |
|-------------|-----------------------|------------------------------|---------------------------|-----------------|------------------------------|---------------------------|-----------------|
| BW (MHz) | Frequency Range (MHz) | Emission Designator (99%OBW) | Frequency Tolerance (ppm) | Maximum EIRP(W) | Emission Designator (99%OBW) | Frequency Tolerance (ppm) | Maximum EIRP(W) |
| 1.4 | 1850.7 ~ 1909.3 | 1M10G7D | - | 0.5200 | 1M10W7D | - | 0.4102 |
| 3 | 1851.5 ~ 1908.5 | 2M75G7D | - | 0.5176 | 2M72W7D | - | 0.4246 |
| 5 | 1852.5 ~ 1907.5 | 4M50G7D | - | 0.5272 | 4M52W7D | - | 0.3899 |
| 10 | 1855.0 ~ 1905.0 | 9M05G7D | 0.0123 | 0.5212 | 8M99W7D | - | 0.4266 |
| 15 | 1857.5 ~ 1902.5 | 13M5G7D | - | 0.5272 | 13M5W7D | - | 0.4315 |
| 20 | 1860.0 ~ 1900.0 | 18M5G7D | - | 0.5383 | 18M4W7D | - | 0.4102 |
| LTE Band 4 | | QPSK | | | 16QAM | | |
| BW (MHz) | Frequency Range (MHz) | Emission Designator (99%OBW) | Frequency Tolerance (ppm) | Maximum EIRP(W) | Emission Designator (99%OBW) | Frequency Tolerance (ppm) | Maximum EIRP(W) |
| 1.4 | 1710.7 ~ 1754.3 | 1M10G7D | - | 0.5534 | 1M09W7D | - | 0.4446 |
| 3 | 1711.5 ~ 1753.5 | 2M72G7D | - | 0.5623 | 2M73W7D | - | 0.4150 |
| 5 | 1712.5 ~ 1752.5 | 4M52G7D | - | 0.5623 | 4M50W7D | - | 0.4140 |
| 10 | 1715.0 ~ 1750.0 | 9M05G7D | 0.0006 | 0.5662 | 9M09W7D | - | 0.4560 |
| 15 | 1717.5 ~ 1747.5 | 13M4G7D | - | 0.5702 | 13M5W7D | - | 0.4169 |
| 20 | 1720.0 ~ 1745.0 | 18M4G7D | - | 0.5715 | 18M3W7D | - | 0.4355 |
| LTE Band 5 | | QPSK | | | 16QAM | | |
| BW (MHz) | Frequency Range (MHz) | Emission Designator (99%OBW) | Frequency Tolerance (ppm) | Maximum ERP(W) | Emission Designator (99%OBW) | Frequency Tolerance (ppm) | Maximum ERP(W) |
| 1.4 | 824.7 ~ 848.3 | 1M10G7D | - | 0.2931 | 1M10W7D | - | 0.2388 |
| 3 | 825.5 ~ 847.5 | 2M73G7D | - | 0.2891 | 2M72W7D | - | 0.2163 |
| 5 | 826.5 ~ 846.5 | 4M51G7D | - | 0.2884 | 4M51W7D | - | 0.2360 |
| 10 | 829.0 ~ 844.0 | 9M05G7D | 0.0018 | 0.2958 | 8M97W7D | - | 0.2270 |
| LTE Band 12 | | QPSK | | | 16QAM | | |
| BW (MHz) | Frequency Range (MHz) | Emission Designator (99%OBW) | Frequency Tolerance (ppm) | Maximum ERP(W) | Emission Designator (99%OBW) | Frequency Tolerance (ppm) | Maximum ERP(W) |
| 1.4 | 699.7 ~ 715.3 | 1M10G7D | - | 0.2559 | 1M09W7D | - | 0.2075 |
| 3 | 700.5 ~ 714.5 | 2M72G7D | - | 0.2588 | 2M74W7D | - | 0.1954 |
| 5 | 701.5 ~ 713.5 | 4M49G7D | - | 0.2570 | 4M50W7D | - | 0.1897 |
| 10 | 704.0 ~ 711.0 | 9M03G7D | 0.0020 | 0.2748 | 9M05W7D | - | 0.2193 |



| LTE Band 13 | | QPSK | | | 16QAM | | |
|-------------|-----------------------|------------------------------|---------------------------|-----------------|------------------------------|---------------------------|-----------------|
| BW (MHz) | Frequency Range (MHz) | Emission Designator (99%OBW) | Frequency Tolerance (ppm) | Maximum ERP(W) | Emission Designator (99%OBW) | Frequency Tolerance (ppm) | Maximum ERP(W) |
| 5 | 779.5 ~ 784.5 | 4M52G7D | - | 0.2851 | 4M50W7D | - | 0.2307 |
| 10 | 782.0 | 8M99G7D | 0.0018 | 0.2877 | 9M01W7D | - | 0.2193 |
| LTE Band 17 | | QPSK | | | 16QAM | | |
| BW (MHz) | Frequency Range (MHz) | Emission Designator (99%OBW) | Frequency Tolerance (ppm) | Maximum ERP(W) | Emission Designator (99%OBW) | Frequency Tolerance (ppm) | Maximum ERP(W) |
| 5 | 706.5 ~ 713.5 | 4M50G7D | - | 0.2710 | 4M49W7D | - | 0.2168 |
| 10 | 709.0 ~ 711.0 | 8M99G7D | 0.0038 | 0.2723 | 9M05W7D | - | 0.2153 |
| LTE Band 66 | | QPSK | | | 16QAM | | |
| BW (MHz) | Frequency Range (MHz) | Emission Designator (99%OBW) | Frequency Tolerance (ppm) | Maximum EIRP(W) | Emission Designator (99%OBW) | Frequency Tolerance (ppm) | Maximum EIRP(W) |
| 1.4 | 1710.7 ~ 1779.3 | 1M10G7D | - | 0.6109 | 1M10W7D | - | 0.4932 |
| 3 | 1711.5 ~ 1778.5 | 2M73G7D | - | 0.6209 | 2M73W7D | - | 0.4909 |
| 5 | 1712.5 ~ 1777.5 | 4M50G7D | - | 0.5970 | 4M50W7D | - | 0.4688 |
| 10 | 1715.0 ~ 1775.0 | 9M05G7D | 0.0010 | 0.6109 | 9M01W7D | - | 0.5309 |
| 15 | 1717.5 ~ 1772.5 | 13M4G7D | - | 0.5861 | 13M5W7D | - | 0.4634 |
| 20 | 1720.0 ~ 1770.0 | 18M3G7D | - | 0.6501 | 18M3W7D | - | 0.4864 |
| LTE Band 71 | | QPSK | | | 16QAM | | |
| BW (MHz) | Frequency Range (MHz) | Emission Designator (99%OBW) | Frequency Tolerance (ppm) | Maximum EIRP(W) | Emission Designator (99%OBW) | Frequency Tolerance (ppm) | Maximum EIRP(W) |
| 5 | 665.5 ~ 695.5 | 4M51G7D | - | 0.2123 | 4M53W7D | - | 0.1758 |
| 10 | 668.0 ~ 693.0 | 9M03G7D | 0.0151 | 0.2270 | 9M03W7D | - | 0.1714 |
| 15 | 670.5 ~ 690.5 | 13M5G7D | - | 0.2239 | 13M4W7D | - | 0.1663 |
| 20 | 673.0 ~ 688.0 | 18M3G7D | - | 0.2355 | 18M3W7D | - | 0.1923 |



1.7 Testing Location

Sporton International (Shenzhen) Inc. is accredited to ISO 17025 by National Voluntary Laboratory Accreditation Program (NVLAP code: 600156-0).

| | | | |
|---------------------------|---|----------------------------|---------------------------------------|
| Test Site | Sporton International (Shenzhen) Inc. | | |
| Test Site Location | 1/F, 2/F, Bldg 5, Shiling Industrial Zone, Xinwei Village, Xili, Nanshan, Shenzhen City, Guangdong Province 518055, China TEL: +86-755-8637-9589 FAX: +86-755-8637-9595 | | |
| Test Site No. | Sporton Site No. | FCC designation No. | FCC Test Firm Registration No. |
| | TH01-SZ | CN5018 | 337463 |

| | | | |
|---------------------------|---|----------------------------|---------------------------------------|
| Test Site | Sporton International (Shenzhen) Inc. | | |
| Test Site Location | No. 3 Bldg the third floor of south, Shahe River west, Fengzeyuan Warehouse, Nanshan District, Shenzhen City, Guangdong Province 518055, China TEL: +86-755- 3320-2398 | | |
| Test Site No. | Sporton Site No. | FCC designation No. | FCC Test Firm Registration No. |
| | 03CH02-SZ | CN5019 | 577730 |

1.8 Applicable Standards

According to the specifications of the manufacturer, the EUT must comply with the requirements of the following standards:

- ♦ 47 CFR Part 2, 22(H), 24(E), 27(L), 27(H), 27(F), 27(N)
- ♦ ANSI C63.26-2015
- ♦ FCC KDB 971168 D01 Power Meas License Digital Systems v03r01
- ♦ FCC KDB 412172 D01 Determining ERP and EIRP v01r01

Remark:

1. All test items were verified and recorded according to the standards and without any deviation during the test.
2. This EUT has also been tested and complied with the requirements of FCC Part 15, Subpart B, recorded in a separate test report.



2 Test Configuration of Equipment Under Test

2.1 Test Mode

Antenna port conducted and radiated test items listed below are performed according to KDB 971168 D01 Power Meas License Digital Systems v03r01 with maximum output power.

Radiated measurements are performed by rotating the EUT in three different orthogonal test planes to find the maximum emission.

| Test Items | Band | Bandwidth (MHz) | | | | | | Modulation | | | RB # | | | Test Channel | | |
|-----------------------|------|-----------------|---|---|----|----|----|------------|-------|-------|------|------|------|--------------|---|---|
| | | 1.4 | 3 | 5 | 10 | 15 | 20 | QPSK | 16QAM | 64QAM | 1 | Half | Full | L | M | H |
| Max. Output Power | 2 | v | v | v | v | v | v | v | v | | v | v | v | v | v | v |
| | 4 | v | v | v | v | v | v | v | v | | v | v | v | v | v | v |
| | 5 | v | v | v | v | - | - | v | v | | v | v | v | v | v | v |
| | 12 | v | v | v | v | - | - | v | v | | v | v | v | v | v | v |
| | 13 | - | - | v | v | - | - | v | v | | v | v | v | v | v | v |
| | 17 | - | - | v | v | - | - | v | v | | v | v | v | v | v | v |
| | 66 | v | v | v | v | v | v | v | v | | v | v | v | v | v | v |
| | 71 | - | - | v | v | v | v | v | v | | v | v | v | v | v | v |
| Peak-to-Average Ratio | 2 | | | | | | v | v | v | | v | | v | v | v | v |
| | 4 | | | | | | v | v | v | | v | | v | v | v | v |
| | 5 | | | | v | - | - | v | v | | v | | v | v | v | v |
| | 12 | | | | v | - | - | v | v | | v | | v | v | v | v |
| | 13 | - | - | | v | - | - | v | v | | v | | v | v | v | v |
| | 17 | - | - | | v | - | - | v | v | | v | | v | v | v | v |
| | 66 | | | | | | v | v | v | | v | | v | v | v | v |
| | 71 | - | - | | | | v | v | v | | v | | v | v | v | v |



| Test Items | Band | Bandwidth (MHz) | | | | | | Modulation | | | RB # | | | Test Channel | | |
|------------------------|------|-----------------|---|---|----|----|----|------------|-------|-------|------|------|------|--------------|---|---|
| | | 1.4 | 3 | 5 | 10 | 15 | 20 | QPSK | 16QAM | 64QAM | 1 | Half | Full | L | M | H |
| 26dB and 99% Bandwidth | 2 | v | v | v | v | v | v | v | v | | | | v | v | v | v |
| | 4 | v | v | v | v | v | v | v | v | | | | v | v | v | v |
| | 5 | v | v | v | v | - | - | v | v | | | | v | v | v | v |
| | 12 | v | v | v | v | - | - | v | v | | | | v | v | v | v |
| | 13 | - | - | v | v | - | - | v | v | | | | v | v | v | v |
| | 17 | - | - | v | v | - | - | v | v | | | | v | v | v | v |
| | 66 | v | v | v | v | v | v | v | v | | | | v | v | v | v |
| | 71 | - | - | v | v | v | v | v | v | | | | v | v | v | v |
| Conducted Band Edge | 2 | v | v | v | v | v | v | v | v | | v | | v | v | | v |
| | 4 | v | v | v | v | v | v | v | v | | v | | v | v | | v |
| | 5 | v | v | v | v | - | - | v | v | | v | | v | v | | v |
| | 12 | v | v | v | v | - | - | v | v | | v | | v | v | | v |
| | 13 | - | - | v | v | - | - | v | v | | v | | v | v | | v |
| | 17 | - | - | v | v | - | - | v | v | | v | | v | v | | v |
| | 66 | v | v | v | v | v | v | v | v | | v | | v | v | | v |
| | 71 | - | - | v | v | v | v | v | v | | v | | v | v | | v |

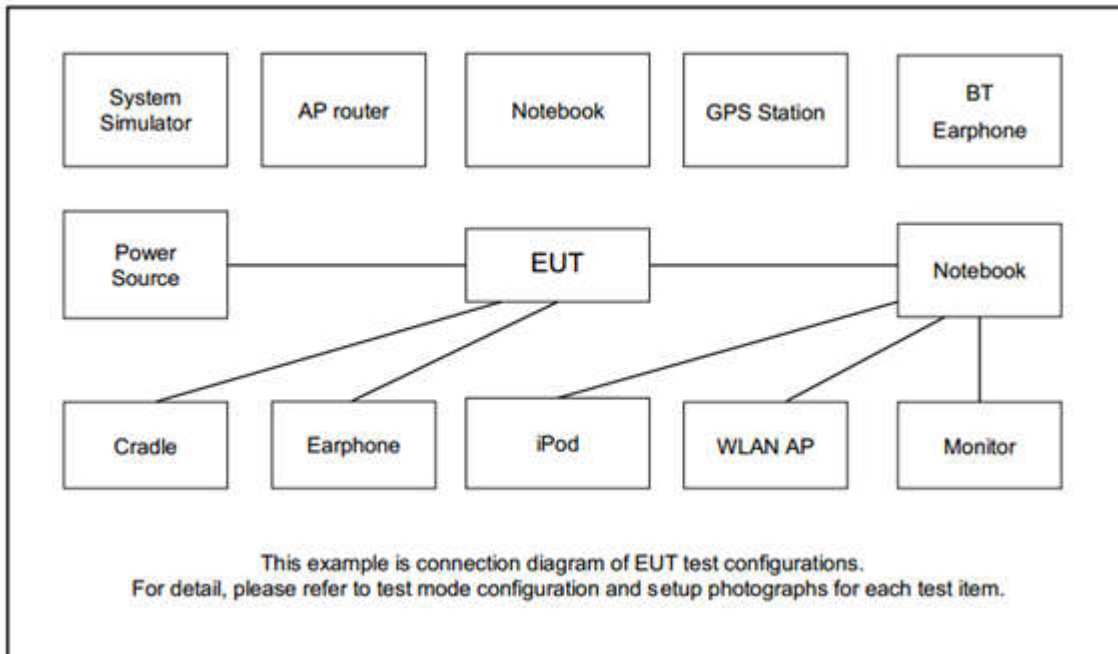


| Test Items | Band | Bandwidth (MHz) | | | | | | Modulation | | | RB # | | | Test Channel | | |
|-----------------------------|------|-----------------|---|---|----|----|----|------------|-------|-------|------|------|------|--------------|---|---|
| | | 1.4 | 3 | 5 | 10 | 15 | 20 | QPSK | 16QAM | 64QAM | 1 | Half | Full | L | M | H |
| Conducted Spurious Emission | 2 | v | v | v | v | v | v | v | v | | v | | | v | v | v |
| | 4 | v | v | v | v | v | v | v | v | | v | | | v | v | v |
| | 5 | v | v | v | v | - | - | v | v | | v | | | v | v | v |
| | 12 | v | v | v | v | - | - | v | v | | v | | | v | v | v |
| | 13 | - | - | v | v | - | - | v | v | | v | | | v | v | v |
| | 17 | - | - | v | v | - | - | v | v | | v | | | v | v | v |
| | 66 | v | v | v | v | v | v | v | v | | v | | | v | v | v |
| | 71 | - | - | v | v | v | v | v | v | | v | | | v | v | v |
| Frequency Stability | 2 | | | | v | | | v | | | | | v | | v | |
| | 4 | | | | v | | | v | | | | | v | | v | |
| | 5 | | | | v | - | - | v | | | | | v | | v | |
| | 12 | | | | v | - | - | v | | | | | v | | v | |
| | 13 | - | - | | v | - | - | v | | | | | v | | v | |
| | 17 | - | - | | v | - | - | v | | | | | v | | v | |
| | 66 | | | | v | | | v | | | | | v | | v | |
| | 71 | - | - | | v | | | v | | | | | v | | v | |



| Test Items | Band | Bandwidth (MHz) | | | | | | Modulation | | | RB # | | | Test Channel | | |
|----------------------------|---|-----------------|---|---|----|----|----|------------|-----------|-----------|------|------|------|--------------|---|---|
| | | 1.4 | 3 | 5 | 10 | 15 | 20 | QPS K | 16QA M | 64QA M | 1 | Half | Full | L | M | H |
| E.R.P / E.I.R.P | 2 | v | v | v | v | v | v | v | v | | v | | | v | v | v |
| | 4 | v | v | v | v | v | v | v | v | | v | | | v | v | v |
| | 5 | v | v | v | v | - | - | v | v | | v | | | v | v | v |
| | 12 | v | v | v | v | - | - | v | v | | v | | | v | v | v |
| | 13 | - | - | v | v | - | - | v | v | | v | | | v | v | v |
| | 17 | - | - | v | v | - | - | v | v | | v | | | v | v | v |
| | 66 | v | v | v | v | v | v | v | v | | v | | | v | v | v |
| | 71 | - | - | v | v | v | v | v | v | | v | | | v | v | v |
| Radiated Spurious Emission | 2 | v | v | v | v | v | v | v | | | v | | | | v | |
| | 4 | v | v | v | v | v | v | v | | | v | | | | v | |
| | 5 | v | v | v | v | - | - | v | | | v | | | | v | |
| | 12 | v | v | v | v | - | - | v | | | v | | | | v | |
| | 13 | - | - | v | v | - | - | v | | | v | | | | v | |
| | 17 | - | - | v | v | - | - | v | | | v | | | | v | |
| | 66 | v | v | v | v | v | v | v | | | v | | | | v | |
| | 71 | - | - | v | v | v | v | v | | | v | | | | v | |
| Note | <ol style="list-style-type: none"> The mark "v" means that this configuration is chosen for testing The mark "-" means that this bandwidth is not supported. The device is investigated from 30MHz to 10 times of fundamental signal for radiated spurious emission test under different RB size/offset and modulations in exploratory test. Subsequently, only the worst case emissions are reported. | | | | | | | | | | | | | | | |

2.2 Connection Diagram of Test System



2.3 Support Unit used in test configuration and system

| Item | Equipment | Trade Name | Model No. | FCC ID | Data Cable | Power Cord |
|------|------------------|------------|-----------------|--------|------------------|------------------|
| 1. | DC Power Supply | GW INSTEK | GPS-3030D | N/A | N/A | Unshielded, 1.8m |
| 2. | LTE Base Station | Anritsu | MT8820C | N/A | N/A | Unshielded, 1.8m |
| 3. | Adapter | N/A | N/A | N/A | Unshielded, 1.2m | N/A |
| 4. | Test Jig | N/A | N/A | N/A | N/A | N/A |
| 5. | WWAN Antenna | N/A | HYT-690-2700H-3 | N/A | N/A | N/A |

2.4 Measurement Results Explanation Example

For all conducted test items:

The offset level is set in the spectrum analyzer to compensate the RF cable loss and attenuator factor between EUT conducted output port and spectrum analyzer. With the offset compensation, the spectrum analyzer reading level is exactly the EUT RF output level.

The spectrum analyzer offset is derived from RF cable loss and attenuator factor.

Offset = RF cable loss + attenuator factor.

Following shows an offset computation example with cable loss 4.0 dB and 10dB attenuator.

Example :



$$\text{Offset(dB)} = \text{RF cable loss(dB)} + \text{attenuator factor(dB)}$$

$$= 4.0 + 10 = 14.0 \text{ (dB)}$$

2.5 Frequency List of Low/Middle/High Channels

| LTE Band 2 Channel and Frequency List | | | | |
|---------------------------------------|------------------------|--------|--------|---------|
| BW [MHz] | Channel/Frequency(MHz) | Lowest | Middle | Highest |
| 20 | Channel | 18700 | 18900 | 19100 |
| | Frequency | 1860 | 1880 | 1900 |
| 15 | Channel | 18675 | 18900 | 19125 |
| | Frequency | 1857.5 | 1880 | 1902.5 |
| 10 | Channel | 18650 | 18900 | 19150 |
| | Frequency | 1855 | 1880 | 1905 |
| 5 | Channel | 18625 | 18900 | 19175 |
| | Frequency | 1852.5 | 1880 | 1907.5 |
| 3 | Channel | 18615 | 18900 | 19185 |
| | Frequency | 1851.5 | 1880 | 1908.5 |
| 1.4 | Channel | 18607 | 18900 | 19193 |
| | Frequency | 1850.7 | 1880 | 1909.3 |

| LTE Band 4 Channel and Frequency List | | | | |
|---------------------------------------|------------------------|--------|--------|---------|
| BW [MHz] | Channel/Frequency(MHz) | Lowest | Middle | Highest |
| 20 | Channel | 20050 | 20175 | 20300 |
| | Frequency | 1720 | 1732.5 | 1745 |
| 15 | Channel | 20025 | 20175 | 20325 |
| | Frequency | 1717.5 | 1732.5 | 1747.5 |
| 10 | Channel | 20000 | 20175 | 20350 |
| | Frequency | 1715 | 1732.5 | 1750 |
| 5 | Channel | 19975 | 20175 | 20375 |
| | Frequency | 1712.5 | 1732.5 | 1752.5 |
| 3 | Channel | 19965 | 20175 | 20385 |
| | Frequency | 1711.5 | 1732.5 | 1753.5 |
| 1.4 | Channel | 19957 | 20175 | 20393 |
| | Frequency | 1710.7 | 1732.5 | 1754.3 |



| LTE Band 5 Channel and Frequency List | | | | |
|---------------------------------------|------------------------|--------|--------|---------|
| BW [MHz] | Channel/Frequency(MHz) | Lowest | Middle | Highest |
| 10 | Channel | 20450 | 20525 | 20600 |
| | Frequency | 829 | 836.5 | 844 |
| 5 | Channel | 20425 | 20525 | 20625 |
| | Frequency | 826.5 | 836.5 | 846.5 |
| 3 | Channel | 20415 | 20525 | 20635 |
| | Frequency | 825.5 | 836.5 | 847.5 |
| 1.4 | Channel | 20407 | 20525 | 20643 |
| | Frequency | 824.7 | 836.5 | 848.3 |

| LTE Band 12 Channel and Frequency List | | | | |
|--|------------------------|--------|--------|---------|
| BW [MHz] | Channel/Frequency(MHz) | Lowest | Middle | Highest |
| 10 | Channel | 23060 | 23095 | 23130 |
| | Frequency | 704 | 707.5 | 711 |
| 5 | Channel | 23035 | 23095 | 23155 |
| | Frequency | 701.5 | 707.5 | 713.5 |
| 3 | Channel | 23025 | 23095 | 23165 |
| | Frequency | 700.5 | 707.5 | 714.5 |
| 1.4 | Channel | 23017 | 23095 | 23173 |
| | Frequency | 699.7 | 707.5 | 715.3 |

| LTE Band 13 Channel and Frequency List | | | | |
|--|------------------------|--------|--------|---------|
| BW [MHz] | Channel/Frequency(MHz) | Lowest | Middle | Highest |
| 10 | Channel | - | 23230 | - |
| | Frequency | - | 782 | - |
| 5 | Channel | 23205 | 23230 | 23255 |
| | Frequency | 779.5 | 782 | 784.5 |

| LTE Band 17 Channel and Frequency List | | | | |
|--|------------------------|--------|--------|---------|
| BW [MHz] | Channel/Frequency(MHz) | Lowest | Middle | Highest |
| 10 | Channel | 23780 | 23790 | 23800 |
| | Frequency | 709 | 710 | 711 |
| 5 | Channel | 23755 | 23790 | 23825 |
| | Frequency | 706.5 | 710 | 713.5 |



| LTE Band 66 Channel and Frequency List | | | | |
|--|------------------------|--------|--------|---------|
| BW [MHz] | Channel/Frequency(MHz) | Lowest | Middle | Highest |
| 20 | Channel | 132072 | 132322 | 132572 |
| | Frequency | 1720 | 1745 | 1770 |
| 15 | Channel | 132047 | 132322 | 132597 |
| | Frequency | 1717.5 | 1745 | 1772.5 |
| 10 | Channel | 132022 | 132322 | 132622 |
| | Frequency | 1715 | 1745 | 1775 |
| 5 | Channel | 131997 | 132322 | 132647 |
| | Frequency | 1712.5 | 1745 | 1777.5 |
| 3 | Channel | 131987 | 132322 | 132657 |
| | Frequency | 1711.5 | 1745 | 1778.5 |
| 1.4 | Channel | 131979 | 132322 | 132665 |
| | Frequency | 1710.7 | 1745 | 1779.3 |

| LTE Band 71 Channel and Frequency List | | | | |
|--|------------------------|--------|--------|---------|
| BW [MHz] | Channel/Frequency(MHz) | Lowest | Middle | Highest |
| 20 | Channel | 133372 | 133297 | 133447 |
| | Frequency | 665.5 | 680.5 | 695.5 |
| 15 | Channel | 133622 | 133297 | 133422 |
| | Frequency | 668.0 | 680.5 | 693.0 |
| 10 | Channel | 133872 | 133297 | 133397 |
| | Frequency | 670.5 | 680.5 | 690.5 |
| 5 | Channel | 134122 | 133297 | 133372 |
| | Frequency | 673.0 | 680.5 | 688.0 |

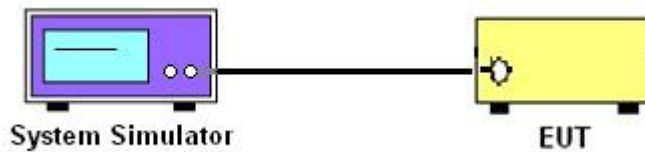
3 Conducted Test Items

3.1 Measuring Instruments

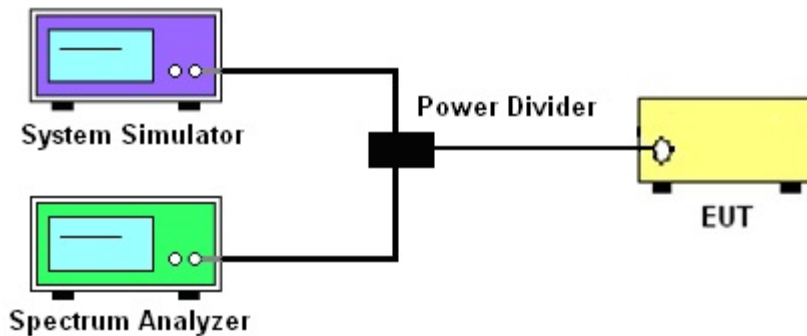
See list of measuring instruments of this test report.

3.2 Test Setup

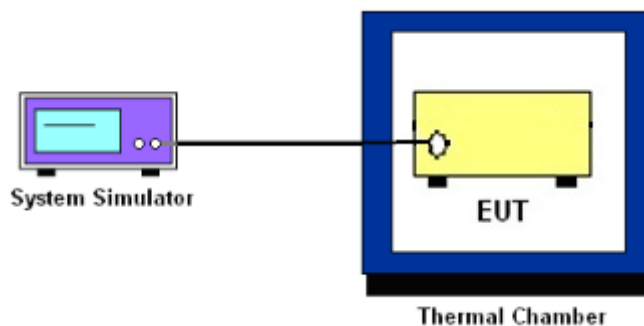
3.2.1 Conducted Output Power



3.2.2 Peak-to-Average Ratio, Occupied Bandwidth ,Conducted Band-Edge and Conducted Spurious Emission



3.2.3 Frequency Stability



3.3 Test Result of Conducted Test

Please refer to Appendix A.



3.4 Conducted Output Power and ERP/EIRP

3.4.1 Description of the Conducted Output Power Measurement and ERP/EIRP Measurement

A system simulator was used to establish communication with the EUT. Its parameters were set to force the EUT transmitting at maximum output power. The measured power in the radio frequency on the transmitter output terminals shall be reported.

The ERP of mobile transmitters must not exceed 7 Watts for LTE Band 5.

The ERP of mobile transmitters must not exceed 3 Watts for LTE Band 12, Band 13 and Band 17 and Band 71.

The EIRP of mobile transmitters must not exceed 2 Watts for LTE Band 2.

The EIRP of mobile transmitters must not exceed 1 Watts for LTE Band 4 and Band 66.

According to KDB 412172 D01 Power Approach,

$EIRP = P_T + G_T - L_C$, $ERP = EIRP - 2.15$, where

P_T = transmitter output power in dBm

G_T = gain of the transmitting antenna in dBi

L_C = signal attenuation in the connecting cable between the transmitter and antenna in dB

3.4.2 Test Procedures

1. The testing follows ANSI C63.26 Section 5.2
2. The transmitter output port was connected to the system simulator.
3. Set EUT at maximum power through the system simulator.
4. Select lowest, middle, and highest channels for each band and different modulation.
5. Measure and record the power level from the system simulator.



3.5 Peak-to-Average Ratio

3.5.1 Description of the PAR Measurement

Power Complementary Cumulative Distribution Function (CCDF) curves provide a means for characterizing the power peaks of a digitally modulated signal on a statistical basis. A CCDF curve depicts the probability of the peak signal amplitude exceeding the average power level. Most contemporary measurement instrumentation include the capability to produce CCDF curves for an input signal provided that the instrument's resolution bandwidth can be set wide enough to accommodate the entire input signal bandwidth. In measuring transmissions in this band using an average power technique, the peak-to-average ratio (PAR) of the transmission may not exceed 13 dB.

3.5.2 Test Procedures

1. The testing follows ANSI C63.26 Section 5.2.3.4 (CCDF).
2. The EUT was connected to spectrum and system simulator via a power divider.
3. Set the CCDF (Complementary Cumulative Distribution Function) option in spectrum analyzer.
4. The highest RF powers were measured and recorded the maximum PAPR level associated with a probability of 0.1 %.
5. Record the deviation as Peak to Average Ratio.



3.6 Occupied Bandwidth

3.6.1 Description of Occupied Bandwidth Measurement

The occupied bandwidth is the width of a frequency band such that, below the lower and above the upper frequency limits, the mean powers emitted are each equal to a specified percentage 0.5% of the total mean transmitted power.

The 26 dB emission bandwidth is defined as the frequency range between two points, one above and one below the carrier frequency, at which the spectral density of the emission is attenuated 26 dB below the maximum in-band spectral density of the modulated signal. Spectral density (power per unit bandwidth) is to be measured with a detector of resolution bandwidth equal to approximately 1.0% of the emission bandwidth.

3.6.2 Test Procedures

1. The testing follows ANSI C63.26 Section 5.4
2. The EUT was connected to spectrum analyzer and system simulator via a power divider.
3. The spectrum analyzer center frequency is set to the nominal EUT channel center frequency. The span range for the spectrum analyzer shall be between two and five times the anticipated OBW.
4. The nominal resolution bandwidth (RBW) shall be in the range of 1 to 5 % of the anticipated OBW, and the VBW shall be at least 3 times the RBW.
5. Set the detection mode to peak, and the trace mode to max hold.
6. Determine the reference value: Set the EUT to transmit a modulated signal. Allow the trace to stabilize. Set the spectrum analyzer marker to the highest level of the displayed trace.
(this is the reference value)
7. Determine the “-26 dB down amplitude” as equal to (Reference Value – X).
8. Place two markers, one at the lowest and the other at the highest frequency of the envelope of the spectral display such that each marker is at or slightly below the “-X dB down amplitude” determined in step 6. If a marker is below this “-X dB down amplitude” value it shall be placed as close as possible to this value. The OBW is the positive frequency difference between the two markers.
9. Use the 99 % power bandwidth function of the spectrum analyzer and report the measured bandwidth.



3.7 Conducted Band Edge

3.7.1 Description of Conducted Band Edge Measurement

22.917(a)

For operations in the 824 – 849 MHz band, the FCC limit is $43 + 10\log_{10}(P[\text{Watts}])$ dB below the transmitter power $P(\text{Watts})$ in a 100kHz bandwidth. However, in the 1MHz bands immediately outside and adjacent to the licensee's frequency block, a resolution bandwidth of at least one percent of the emission bandwidth of the fundamental emission of the transmitter may be employed.

24.238 (a)

For operations in the 1850-1910 and 1930-1990 MHz band, the FCC limit is $43 + 10\log_{10}(P[\text{Watts}])$ dB below the transmitter power $P(\text{Watts})$ in a 1MHz bandwidth. However, in the 1 MHz bands immediately outside and adjacent to the frequency block a resolution bandwidth of at least one percent of the emission bandwidth of the fundamental emission of the transmitter may be employed.

27.53 (c)

For operations in the 776-788 MHz band, the FCC limit is $43 + 10\log_{10}(P[\text{Watts}])$ dB below the transmitter power $P(\text{Watts})$ in a 100 kHz bandwidth. However, in the 100 kHz bands immediately outside and adjacent to the frequency block, a resolution bandwidth of at least 30 kHz may be employed. In addition, the power of any unwanted emissions in any 6.25 kHz bandwidth for all frequencies between 763-775 MHz and 793-806 MHz shall be attenuated below the transmitter power, P (dBW), by at least $65 + 10 \log_{10} p(\text{watts})$, dB, for mobile and portable equipment.

27.53 (g)

For operations in the 600MHz band and 698 -746 MHz band, the FCC limit is $43 + 10\log_{10}(P[\text{Watts}])$ dB below the transmitter power $P(\text{Watts})$ in a 100 kHz bandwidth. However, in the 100 kilohertz bands immediately outside and adjacent to a licensee's frequency block, a resolution bandwidth of at least 30 kHz may be employed.

27.53 (h)

For operations in the 1710 – 1755 MHz band, the FCC limit is $43 + 10\log_{10}(P[\text{Watts}])$ dB below the transmitter power $P(\text{Watts})$ in a 1 MHz bandwidth. However, in the 1MHz bands immediately outside and adjacent to the licensee's frequency block, a resolution bandwidth of at least one percent of the emission bandwidth of the fundamental emission of the transmitter may be employed.



3.7.2 Test Procedures

1. The testing follows ANSI C63.26 section 5.7
2. The EUT was connected to spectrum analyzer and system simulator via a power divider.
3. The band edges of low and high channels for the highest RF powers were measured.
4. Set RBW \geq 1% EBW in the 1MHz band immediately outside and adjacent to the band edge.
5. Beyond the 1 MHz band from the band edge, RBW=1MHz was used or a narrower RBW was used and the measured power was integrated over the full required measurement bandwidth of 1 MHz.
6. Set spectrum analyzer with RMS detector.
7. The RF fundamental frequency should be excluded against the limit line in the operating frequency band.
8. Checked that all the results comply with the emission limit line.

Example:

The limit line is derived from $43 + 10\log(P)$ dB below the transmitter power P(Watts)
= P(W)- [43 + 10log(P)] (dB)
= [30 + 10log(P)] (dBm) - [43 + 10log(P)] (dB) = -13dBm.



3.8 Conducted Spurious Emission

3.8.1 Description of Conducted Spurious Emission Measurement

The power of any emission outside of the authorized operating frequency ranges must be lower than the transmitter power (P) by a factor of at least $43 + 10 \log (P)$ dB.

3.8.2 Test Procedures

1. The testing follows ANSI C63.26 section 5.7
2. The EUT was connected to spectrum analyzer and system simulator via a power divider.
3. The RF output of EUT was connected to the spectrum analyzer by RF cable and attenuator. The path loss was compensated to the results for each measurement.
4. The middle channel for the highest RF power within the transmitting frequency was measured.
5. The conducted spurious emission for the whole frequency range was taken.
6. Make the measurement with the spectrum analyzer's RBW = 1MHz, VBW = 3MHz.
7. Set spectrum analyzer with RMS detector.
8. Taking the record of maximum spurious emission.
9. The RF fundamental frequency should be excluded against the limit line in the operating frequency band.
10. The limit line is derived from $43 + 10\log(P)$ dB below the transmitter power P(Watts)
= $P(W) - [43 + 10\log(P)]$ (dB)
= $[30 + 10\log(P)]$ (dBm) - $[43 + 10\log(P)]$ (dB)
= -13dBm.



3.9 Frequency Stability

3.9.1 Description of Frequency Stability Measurement

The frequency stability shall be measured by variation of ambient temperature and variation of primary supply voltage to ensure that the fundamental emission stays within the authorized frequency block. The frequency stability of the transmitter shall be maintained within $\pm 0.00025\%$ ($\pm 2.5\text{ppm}$) of the center frequency.

3.9.2 Test Procedures for Temperature Variation

1. The testing follows ANSI C63.26 section 5.6.4
2. The EUT was set up in the thermal chamber and connected with the system simulator.
3. With power OFF, the temperature was decreased to -30°C and the EUT was stabilized before testing. Power was applied and the maximum change in frequency was recorded within one minute.
4. With power OFF, the temperature was raised in 10°C step up to 50°C . The EUT was stabilized at each step for at least half an hour. Power was applied and the maximum frequency change was recorded within one minute.

3.9.3 Test Procedures for Voltage Variation

1. The testing follows ANSI C63.26 section 5.6.5
2. The EUT was placed in a temperature chamber at $20\pm 5^{\circ}\text{C}$ and connected with the system simulator.
3. The power supply voltage to the EUT was varied from 85% to 115% of the nominal value for other than hand carried battery equipment.
4. For hand carried, battery powered equipment, reduce the primary ac or dc supply voltage to the battery operating end point, which shall be specified by the manufacturer.
5. The variation in frequency was measured for the worst case.

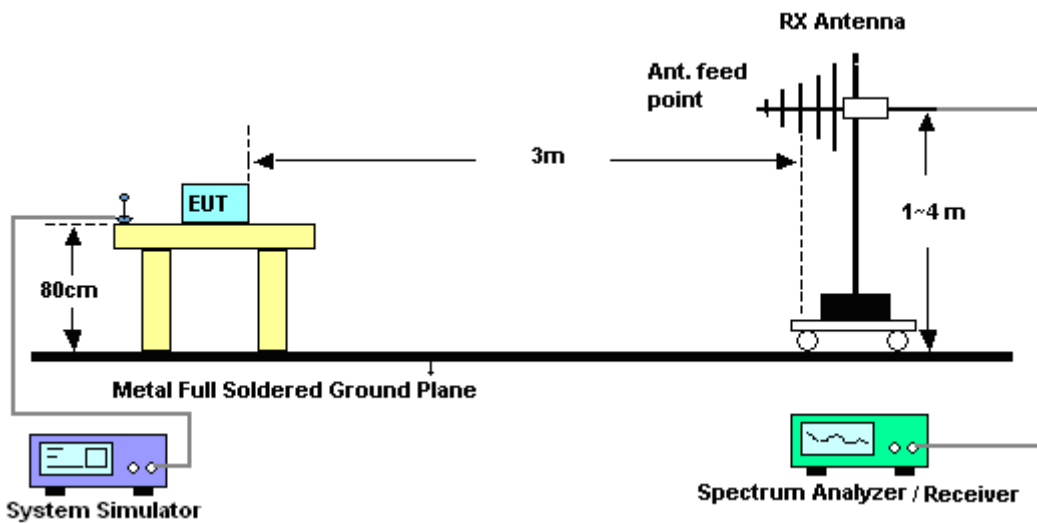
4 Radiated Test Items

4.1 Measuring Instruments

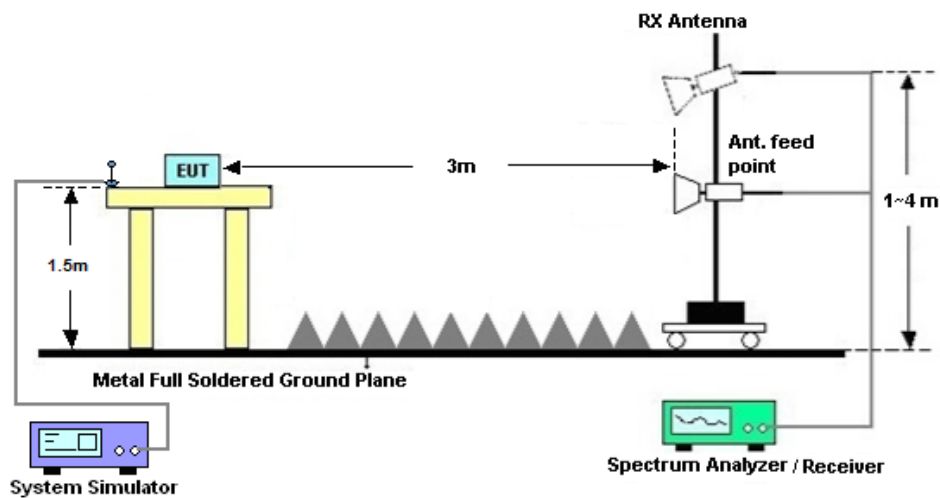
See list of measuring instruments of this test report.

4.2 Test Setup

4.2.1 For radiated test from 30MHz to 1GHz



4.2.2 For radiated test above 1GHz



4.3 Test Result of Radiated Test

Please refer to Appendix B.



4.4 Radiated Spurious Emission

4.4.1 Description of Radiated Spurious Emission

The radiated spurious emission was measured by substitution method according to ANSI C63.26. The power of any emission outside of the authorized operating frequency ranges must be attenuated below the transmitter power (P) by a factor of at least $43 + 10 \log (P)$ dB.

For LTE Band 13

For operations in the 746-758 MHz, 775-788 MHz, and 805-806 MHz bands, emissions in the band 1559-1610 MHz shall be limited to -70 dBW/MHz equivalent isotropically radiated power (EIRP) for wideband signals, and -80 dBW EIRP for discrete emissions of less than 700 Hz bandwidth.

The spectrum is scanned from 30 MHz up to a frequency including its 10th harmonic.

4.4.2 Test Procedures

1. The testing follows ANSI C63.26 Section 5.5
2. The EUT was placed on a turntable with 0.8 meter height for frequency below 1GHz and 1.5 meter height for frequency above 1GHz respectively above ground.
3. The EUT was set 3 meters from the receiving antenna mounted on the antenna tower.
4. The table was rotated 360 degrees to determine the position of the highest spurious emission.
5. The height of the receiving antenna is varied between 1m to 4m to search the maximum spurious emission for both horizontal and vertical polarizations.
6. During the measurement, the system simulator parameters were set to force the EUT transmitting at maximum output power.
7. Make the measurement with the spectrum analyzer's RBW = 1MHz, VBW = 3MHz, taking the record of maximum spurious emission.
8. A horn antenna was substituted in place of the EUT and was driven by a signal generator.
9. Tune the output power of signal generator to the same emission level with EUT maximum spurious emission.
10. $EIRP \text{ (dBm)} = S.G. \text{ Power} - Tx \text{ Cable Loss} + Tx \text{ Antenna Gain}$
11. $ERP \text{ (dBm)} = EIRP - 2.15$
12. The RF fundamental frequency should be excluded against the limit line in the operating frequency band.

The limit line is derived from $43 + 10\log(P)$ dB below the transmitter power P(Watts)
= $P(W) - [43 + 10\log(P)]$ (dB)
= $[30 + 10\log(P)]$ (dBm) - $[43 + 10\log(P)]$ (dB)
= -13 dBm.



5 List of Measuring Equipment

| Instrument | Manufacturer | Model No. | Serial No. | Characteristics | Calibration Date | Test Date | Due Date | Remark |
|---------------------------|---------------------------|---------------|--------------|-----------------|------------------|---------------|---------------|-----------------------|
| Spectrum Analyzer | R&S | FSV40 | 101078 | 10Hz~40GHz | Apr. 19, 2018 | Nov. 07, 2018 | Apr. 18, 2019 | Conducted (TH01-SZ) |
| Thermal Chamber | Ten Billion Hongzhangroup | LP-150U | H2014081803 | -40~+150°C | Dec. 26, 2017 | Nov. 07, 2018 | Dec. 25, 2018 | Conducted (TH01-SZ) |
| Spectrum Analyzer | R&S | FSV40 | 101041 | 10Hz~40GHz | Oct. 20, 2018 | Oct. 30, 2018 | Oct. 19, 2019 | Radiation (03CH02-SZ) |
| Bilog Antenna | TeseQ | CBL6112D | 35407 | 30MHz-2GHz | May 10, 2018 | Oct. 30, 2018 | May 09, 2019 | Radiation (03CH02-SZ) |
| Double Ridge Horn Antenna | SCHWARZBECK | BBHA 9120D | 9120D-1285 | 1GHz~18GHz | Dec. 13, 2017 | Oct. 30, 2018 | Dec. 12, 2018 | Radiation (03CH02-SZ) |
| SHF-EHF Horn | com-power | AH-840 | 101071 | 18Ghz-40GHz | Mar. 30, 2018 | Oct. 30, 2018 | Mar. 29, 2019 | Radiation (03CH02-SZ) |
| LF Amplifier | Burgeon | BPA-530 | 102211 | 0.01~3000Mhz | Oct. 20, 2018 | Oct. 30, 2018 | Oct. 19, 2019 | Radiation (03CH02-SZ) |
| HF Amplifier | Agilent | 8449B | 3008A01023 | 1GHz~26.5GHz | Oct. 20, 2018 | Oct. 30, 2018 | Oct. 19, 2019 | Radiation (03CH02-SZ) |
| HF Amplifier | MITEQ | TTA1840-35-HG | 1871923 | 18GHz~40GHz | Jul. 30, 2018 | Oct. 30, 2018 | Jul. 29, 2019 | Radiation (03CH02-SZ) |
| AC Power Source | Chroma | 61601 | 616010002470 | N/A | NCR | Oct. 30, 2018 | NCR | Radiation (03CH02-SZ) |
| Turn Table | Chaintek | T-200 | N/A | 0~360 degree | NCR | Oct. 30, 2018 | NCR | Radiation (03CH02-SZ) |
| Antenna Mast | Chaintek | MBS-400 | N/A | 1 m~4 m | NCR | Oct. 30, 2018 | NCR | Radiation (03CH02-SZ) |

NCR: No Calibration Required



6 Uncertainty of Evaluation

Uncertainty of Radiated Emission Measurement (30 MHz ~ 1000 MHz)

| | |
|---|--------|
| Measuring Uncertainty for a Level of Confidence of 95% ($U = 2Uc(y)$) | 2.5 dB |
|---|--------|

Uncertainty of Radiated Emission Measurement (1 GHz ~ 18 GHz)

| | |
|---|--------|
| Measuring Uncertainty for a Level of Confidence of 95% ($U = 2Uc(y)$) | 3.3 dB |
|---|--------|

Uncertainty of Radiated Emission Measurement (18 GHz ~ 40 GHz)

| | |
|---|--------|
| Measuring Uncertainty for a Level of Confidence of 95% ($U = 2Uc(y)$) | 3.7 dB |
|---|--------|



Appendix A. Test Results of Conducted Test

Conducted Output Power(Average power)

| LTE Band 2 Maximum Average Power [dBm] | | | | | | |
|--|---------|-----------|--------|--------|--------|---------|
| BW [MHz] | RB Size | RB Offset | Mod | Lowest | Middle | Highest |
| 20 | 1 | 0 | QPSK | 23.08 | 23.17 | 23.11 |
| 20 | 1 | 49 | | 23.01 | 23.31 | 23.06 |
| 20 | 1 | 99 | | 22.95 | 23.12 | 22.91 |
| 20 | 50 | 0 | | 22.06 | 22.17 | 22.10 |
| 20 | 50 | 24 | | 22.00 | 22.10 | 22.02 |
| 20 | 50 | 50 | | 21.85 | 22.05 | 21.86 |
| 20 | 100 | 0 | | 21.92 | 22.11 | 21.95 |
| 20 | 1 | 0 | 16-QAM | 22.10 | 22.10 | 21.89 |
| 20 | 1 | 49 | | 21.91 | 22.13 | 21.96 |
| 20 | 1 | 99 | | 21.83 | 21.78 | 21.84 |
| 20 | 50 | 0 | | 20.98 | 21.18 | 21.04 |
| 20 | 50 | 24 | | 20.93 | 21.14 | 21.15 |
| 20 | 50 | 50 | | 20.88 | 21.17 | 20.98 |
| 20 | 100 | 0 | | 21.03 | 21.22 | 21.16 |
| 15 | 1 | 0 | QPSK | 23.21 | 23.22 | 23.14 |
| 15 | 1 | 37 | | 23.16 | 23.22 | 23.04 |
| 15 | 1 | 74 | | 22.85 | 23.04 | 22.61 |
| 15 | 36 | 0 | | 22.09 | 21.94 | 22.11 |
| 15 | 36 | 20 | | 21.94 | 22.13 | 21.91 |
| 15 | 36 | 39 | | 22.01 | 22.10 | 21.86 |
| 15 | 75 | 0 | | 22.08 | 22.08 | 21.94 |
| 15 | 1 | 0 | 16-QAM | 22.34 | 22.23 | 21.90 |
| 15 | 1 | 37 | | 22.19 | 22.35 | 21.60 |
| 15 | 1 | 74 | | 21.89 | 21.94 | 21.96 |
| 15 | 36 | 0 | | 21.09 | 21.05 | 21.11 |
| 15 | 36 | 20 | | 21.04 | 21.15 | 21.03 |
| 15 | 36 | 39 | | 21.02 | 21.22 | 21.00 |
| 15 | 75 | 0 | | 21.08 | 21.28 | 21.05 |



| LTE Band 2 Maximum Average Power [dBm] | | | | | | |
|--|---------|-----------|--------|--------|--------|---------|
| BW [MHz] | RB Size | RB Offset | Mod | Lowest | Middle | Highest |
| 10 | 1 | 0 | QPSK | 22.98 | 23.17 | 23.16 |
| 10 | 1 | 25 | | 22.91 | 23.10 | 23.02 |
| 10 | 1 | 49 | | 22.83 | 22.91 | 22.71 |
| 10 | 25 | 0 | | 22.14 | 22.00 | 21.99 |
| 10 | 25 | 12 | | 21.93 | 22.16 | 22.02 |
| 10 | 25 | 25 | | 21.93 | 22.09 | 21.88 |
| 10 | 50 | 0 | | 21.99 | 22.00 | 21.91 |
| 10 | 1 | 0 | 16-QAM | 22.30 | 22.04 | 22.11 |
| 10 | 1 | 25 | | 22.23 | 21.98 | 21.93 |
| 10 | 1 | 49 | | 21.91 | 21.98 | 21.99 |
| 10 | 25 | 0 | | 21.19 | 21.12 | 21.11 |
| 10 | 25 | 12 | | 20.99 | 21.24 | 21.14 |
| 10 | 25 | 25 | | 21.05 | 21.22 | 21.33 |
| 10 | 50 | 0 | | 21.14 | 21.28 | 21.04 |
| 5 | 1 | 0 | QPSK | 23.05 | 22.99 | 23.11 |
| 5 | 1 | 12 | | 23.08 | 23.22 | 23.11 |
| 5 | 1 | 24 | | 22.91 | 22.96 | 23.02 |
| 5 | 12 | 0 | | 22.05 | 21.91 | 21.97 |
| 5 | 12 | 7 | | 21.93 | 21.92 | 21.93 |
| 5 | 12 | 13 | | 21.87 | 21.96 | 21.94 |
| 5 | 25 | 0 | | 22.00 | 22.02 | 21.95 |
| 5 | 1 | 0 | 16-QAM | 21.88 | 21.84 | 21.67 |
| 5 | 1 | 12 | | 21.91 | 21.65 | 21.67 |
| 5 | 1 | 24 | | 21.75 | 21.82 | 21.91 |
| 5 | 12 | 0 | | 21.07 | 20.84 | 20.95 |
| 5 | 12 | 7 | | 20.94 | 20.94 | 21.16 |
| 5 | 12 | 13 | | 20.87 | 20.88 | 20.99 |
| 5 | 25 | 0 | | 21.12 | 21.15 | 20.95 |



| LTE Band 2 Maximum Average Power [dBm] | | | | | | |
|--|---------|-----------|--------|--------|--------|---------|
| BW [MHz] | RB Size | RB Offset | Mod | Lowest | Middle | Highest |
| 3 | 1 | 0 | QPSK | 23.00 | 22.78 | 23.14 |
| 3 | 1 | 8 | | 23.03 | 22.90 | 22.97 |
| 3 | 1 | 14 | | 22.92 | 22.95 | 23.05 |
| 3 | 8 | 0 | | 21.95 | 21.81 | 22.07 |
| 3 | 8 | 4 | | 21.97 | 21.91 | 21.95 |
| 3 | 8 | 7 | | 21.92 | 21.84 | 21.97 |
| 3 | 15 | 0 | | 21.89 | 21.92 | 21.94 |
| 3 | 1 | 0 | 16-QAM | 21.68 | 21.73 | 21.84 |
| 3 | 1 | 8 | | 21.65 | 21.49 | 21.77 |
| 3 | 1 | 14 | | 22.28 | 21.80 | 21.88 |
| 3 | 8 | 0 | | 21.03 | 21.01 | 21.09 |
| 3 | 8 | 4 | | 20.86 | 21.09 | 21.07 |
| 3 | 8 | 7 | | 21.00 | 21.14 | 21.09 |
| 3 | 15 | 0 | | 21.05 | 21.00 | 20.80 |
| 1.4 | 1 | 0 | QPSK | 23.02 | 22.88 | 23.05 |
| 1.4 | 1 | 3 | | 22.79 | 22.91 | 22.99 |
| 1.4 | 1 | 5 | | 22.70 | 22.70 | 23.16 |
| 1.4 | 3 | 0 | | 22.95 | 22.92 | 22.94 |
| 1.4 | 3 | 1 | | 22.99 | 23.05 | 22.94 |
| 1.4 | 3 | 3 | | 22.97 | 23.03 | 23.10 |
| 1.4 | 6 | 0 | | 21.88 | 21.92 | 21.88 |
| 1.4 | 1 | 0 | 16-QAM | 21.88 | 21.84 | 21.85 |
| 1.4 | 1 | 3 | | 21.83 | 21.76 | 21.83 |
| 1.4 | 1 | 5 | | 21.76 | 21.74 | 21.88 |
| 1.4 | 3 | 0 | | 21.77 | 21.84 | 21.83 |
| 1.4 | 3 | 1 | | 21.91 | 22.13 | 21.97 |
| 1.4 | 3 | 3 | | 21.91 | 22.13 | 21.86 |
| 1.4 | 6 | 0 | | 20.81 | 21.06 | 21.05 |



| LTE Band 4 Maximum Average Power [dBm] | | | | | | |
|--|---------|-----------|--------|--------|--------|---------|
| BW [MHz] | RB Size | RB Offset | Mod | Lowest | Middle | Highest |
| 20 | 1 | 0 | QPSK | 22.59 | 22.87 | 22.78 |
| 20 | 1 | 49 | | 22.77 | 23.07 | 22.87 |
| 20 | 1 | 99 | | 22.63 | 22.82 | 22.71 |
| 20 | 50 | 0 | | 21.81 | 21.98 | 21.93 |
| 20 | 50 | 24 | | 21.71 | 21.86 | 21.80 |
| 20 | 50 | 50 | | 21.52 | 21.68 | 21.53 |
| 20 | 100 | 0 | | 21.70 | 21.83 | 21.74 |
| 20 | 1 | 0 | 16-QAM | 21.62 | 21.80 | 21.89 |
| 20 | 1 | 49 | | 21.51 | 21.75 | 21.54 |
| 20 | 1 | 99 | | 21.65 | 21.55 | 21.51 |
| 20 | 50 | 0 | | 20.90 | 20.87 | 20.95 |
| 20 | 50 | 24 | | 20.91 | 20.85 | 20.78 |
| 20 | 50 | 50 | | 20.82 | 20.77 | 20.64 |
| 20 | 100 | 0 | | 20.81 | 20.81 | 20.74 |
| 15 | 1 | 0 | QPSK | 22.87 | 23.06 | 22.87 |
| 15 | 1 | 37 | | 22.89 | 22.89 | 22.89 |
| 15 | 1 | 74 | | 22.70 | 22.49 | 22.71 |
| 15 | 36 | 0 | | 21.70 | 21.78 | 21.63 |
| 15 | 36 | 20 | | 21.73 | 21.66 | 21.54 |
| 15 | 36 | 39 | | 21.72 | 21.64 | 21.60 |
| 15 | 75 | 0 | | 21.73 | 21.72 | 21.52 |
| 15 | 1 | 0 | 16-QAM | 21.70 | 21.57 | 21.70 |
| 15 | 1 | 37 | | 21.67 | 21.61 | 21.67 |
| 15 | 1 | 74 | | 21.53 | 21.50 | 21.53 |
| 15 | 36 | 0 | | 20.79 | 20.88 | 20.64 |
| 15 | 36 | 20 | | 20.80 | 20.71 | 20.66 |
| 15 | 36 | 39 | | 20.85 | 20.85 | 20.55 |
| 15 | 75 | 0 | | 20.87 | 20.84 | 20.62 |



| LTE Band 4 Maximum Average Power [dBm] | | | | | | |
|--|---------|-----------|--------|--------|--------|---------|
| BW [MHz] | RB Size | RB Offset | Mod | Lowest | Middle | Highest |
| 10 | 1 | 0 | QPSK | 22.58 | 22.81 | 22.80 |
| 10 | 1 | 25 | | 22.85 | 22.60 | 23.03 |
| 10 | 1 | 49 | | 22.46 | 22.49 | 22.71 |
| 10 | 25 | 0 | | 21.64 | 21.72 | 21.61 |
| 10 | 25 | 12 | | 21.74 | 21.64 | 21.74 |
| 10 | 25 | 25 | | 21.71 | 21.73 | 21.58 |
| 10 | 50 | 0 | | 21.73 | 21.82 | 21.67 |
| 10 | 1 | 0 | 16-QAM | 21.89 | 21.89 | 21.57 |
| 10 | 1 | 25 | | 21.56 | 21.89 | 22.09 |
| 10 | 1 | 49 | | 21.46 | 21.72 | 21.96 |
| 10 | 25 | 0 | | 20.69 | 20.80 | 20.74 |
| 10 | 25 | 12 | | 20.81 | 20.75 | 20.87 |
| 10 | 25 | 25 | | 20.73 | 20.68 | 20.71 |
| 10 | 50 | 0 | | 20.72 | 20.82 | 20.91 |
| 5 | 1 | 0 | QPSK | 22.58 | 22.91 | 22.79 |
| 5 | 1 | 12 | | 22.75 | 22.88 | 23.00 |
| 5 | 1 | 24 | | 22.75 | 22.73 | 22.70 |
| 5 | 12 | 0 | | 21.56 | 21.73 | 21.75 |
| 5 | 12 | 7 | | 21.63 | 21.77 | 21.71 |
| 5 | 12 | 13 | | 21.64 | 21.66 | 21.72 |
| 5 | 25 | 0 | | 21.65 | 21.62 | 21.64 |
| 5 | 1 | 0 | 16-QAM | 21.48 | 21.57 | 21.57 |
| 5 | 1 | 12 | | 21.56 | 21.43 | 21.41 |
| 5 | 1 | 24 | | 21.54 | 21.63 | 21.67 |
| 5 | 12 | 0 | | 20.52 | 20.75 | 20.72 |
| 5 | 12 | 7 | | 20.66 | 20.65 | 20.74 |
| 5 | 12 | 13 | | 20.67 | 20.85 | 20.92 |
| 5 | 25 | 0 | | 20.82 | 20.82 | 20.78 |



| LTE Band 4 Maximum Average Power [dBm] | | | | | | |
|--|---------|-----------|--------|--------|--------|---------|
| BW [MHz] | RB Size | RB Offset | Mod | Lowest | Middle | Highest |
| 3 | 1 | 0 | QPSK | 22.72 | 22.85 | 22.69 |
| 3 | 1 | 8 | | 23.00 | 22.81 | 22.84 |
| 3 | 1 | 14 | | 22.78 | 22.84 | 22.58 |
| 3 | 8 | 0 | | 21.67 | 21.80 | 21.79 |
| 3 | 8 | 4 | | 21.53 | 21.80 | 21.68 |
| 3 | 8 | 7 | | 21.66 | 21.78 | 21.64 |
| 3 | 15 | 0 | | 21.77 | 21.76 | 21.63 |
| 3 | 1 | 0 | 16-QAM | 21.45 | 21.61 | 21.48 |
| 3 | 1 | 8 | | 21.65 | 21.53 | 21.28 |
| 3 | 1 | 14 | | 21.51 | 21.68 | 21.62 |
| 3 | 8 | 0 | | 20.83 | 20.84 | 20.71 |
| 3 | 8 | 4 | | 20.82 | 20.74 | 20.74 |
| 3 | 8 | 7 | | 20.73 | 20.81 | 20.76 |
| 3 | 15 | 0 | | 20.61 | 20.78 | 20.77 |
| 1.4 | 1 | 0 | QPSK | 22.48 | 22.73 | 22.63 |
| 1.4 | 1 | 3 | | 22.77 | 22.77 | 22.78 |
| 1.4 | 1 | 5 | | 22.66 | 22.70 | 22.83 |
| 1.4 | 3 | 0 | | 22.70 | 22.93 | 22.80 |
| 1.4 | 3 | 1 | | 22.73 | 22.83 | 22.83 |
| 1.4 | 3 | 3 | | 22.72 | 22.74 | 22.82 |
| 1.4 | 6 | 0 | | 21.68 | 21.79 | 21.80 |
| 1.4 | 1 | 0 | 16-QAM | 21.71 | 21.93 | 21.48 |
| 1.4 | 1 | 3 | | 21.81 | 21.98 | 21.57 |
| 1.4 | 1 | 5 | | 21.68 | 21.56 | 21.50 |
| 1.4 | 3 | 0 | | 21.54 | 21.75 | 21.85 |
| 1.4 | 3 | 1 | | 21.64 | 21.94 | 21.84 |
| 1.4 | 3 | 3 | | 21.64 | 21.94 | 21.86 |
| 1.4 | 6 | 0 | | 20.64 | 20.66 | 20.90 |



| LTE Band 5 Maximum Average Power [dBm] | | | | | | |
|--|---------|-----------|--------|--------|--------|---------|
| BW [MHz] | RB Size | RB Offset | Mod | Lowest | Middle | Highest |
| 10 | 1 | 0 | QPSK | 22.45 | 22.54 | 22.50 |
| 10 | 1 | 25 | | 22.59 | 22.81 | 22.64 |
| 10 | 1 | 49 | | 22.67 | 22.86 | 22.70 |
| 10 | 25 | 0 | | 21.54 | 21.61 | 21.58 |
| 10 | 25 | 12 | | 21.61 | 21.73 | 21.71 |
| 10 | 25 | 25 | | 21.51 | 21.57 | 21.52 |
| 10 | 50 | 0 | | 21.57 | 21.59 | 21.57 |
| 10 | 1 | 0 | 16-QAM | 21.58 | 21.71 | 21.29 |
| 10 | 1 | 25 | | 21.28 | 21.26 | 21.60 |
| 10 | 1 | 49 | | 21.25 | 21.25 | 21.46 |
| 10 | 25 | 0 | | 20.58 | 20.60 | 20.83 |
| 10 | 25 | 12 | | 20.66 | 20.51 | 20.75 |
| 10 | 25 | 25 | | 20.66 | 20.55 | 20.76 |
| 10 | 50 | 0 | | 20.72 | 20.65 | 20.57 |
| 5 | 1 | 0 | QPSK | 22.39 | 22.46 | 22.52 |
| 5 | 1 | 12 | | 22.68 | 22.70 | 22.75 |
| 5 | 1 | 24 | | 22.75 | 22.74 | 22.32 |
| 5 | 12 | 0 | | 21.46 | 21.63 | 21.62 |
| 5 | 12 | 7 | | 21.72 | 21.57 | 21.65 |
| 5 | 12 | 13 | | 21.58 | 21.59 | 21.68 |
| 5 | 25 | 0 | | 21.72 | 21.72 | 21.67 |
| 5 | 1 | 0 | 16-QAM | 21.66 | 21.42 | 21.34 |
| 5 | 1 | 12 | | 21.88 | 21.37 | 21.21 |
| 5 | 1 | 24 | | 21.34 | 21.34 | 21.45 |
| 5 | 12 | 0 | | 20.66 | 20.71 | 20.65 |
| 5 | 12 | 7 | | 20.57 | 20.65 | 20.76 |
| 5 | 12 | 13 | | 20.62 | 20.67 | 20.54 |
| 5 | 25 | 0 | | 20.76 | 20.61 | 20.53 |



| LTE Band 5 Maximum Average Power [dBm] | | | | | | |
|--|---------|-----------|--------|--------|--------|---------|
| BW [MHz] | RB Size | RB Offset | Mod | Lowest | Middle | Highest |
| 3 | 1 | 0 | QPSK | 22.47 | 22.64 | 22.44 |
| 3 | 1 | 8 | | 22.69 | 22.76 | 22.63 |
| 3 | 1 | 14 | | 22.72 | 22.41 | 22.36 |
| 3 | 8 | 0 | | 21.49 | 21.66 | 21.66 |
| 3 | 8 | 4 | | 21.61 | 21.65 | 21.72 |
| 3 | 8 | 7 | | 21.74 | 21.64 | 21.68 |
| 3 | 15 | 0 | | 21.76 | 21.65 | 21.67 |
| 3 | 1 | 0 | 16-QAM | 21.39 | 21.43 | 21.40 |
| 3 | 1 | 8 | | 21.32 | 21.35 | 21.43 |
| 3 | 1 | 14 | | 21.43 | 21.35 | 21.50 |
| 3 | 8 | 0 | | 20.61 | 20.68 | 20.66 |
| 3 | 8 | 4 | | 20.79 | 20.69 | 20.64 |
| 3 | 8 | 7 | | 20.92 | 20.76 | 20.69 |
| 3 | 15 | 0 | | 20.82 | 20.75 | 20.74 |
| 1.4 | 1 | 0 | QPSK | 22.75 | 22.59 | 22.78 |
| 1.4 | 1 | 3 | | 22.64 | 22.66 | 22.68 |
| 1.4 | 1 | 5 | | 22.69 | 22.66 | 22.55 |
| 1.4 | 3 | 0 | | 22.65 | 22.63 | 22.74 |
| 1.4 | 3 | 1 | | 22.73 | 22.81 | 22.82 |
| 1.4 | 3 | 3 | | 22.80 | 22.82 | 22.69 |
| 1.4 | 6 | 0 | | 21.57 | 21.67 | 21.63 |
| 1.4 | 1 | 0 | 16-QAM | 21.39 | 21.50 | 21.39 |
| 1.4 | 1 | 3 | | 21.41 | 21.57 | 21.50 |
| 1.4 | 1 | 5 | | 21.38 | 21.43 | 21.29 |
| 1.4 | 3 | 0 | | 21.77 | 21.93 | 21.80 |
| 1.4 | 3 | 1 | | 21.63 | 21.75 | 21.89 |
| 1.4 | 3 | 3 | | 21.67 | 21.72 | 21.89 |
| 1.4 | 6 | 0 | | 20.64 | 20.71 | 20.61 |



| LTE Band 12 Maximum Average Power [dBm] | | | | | | |
|---|---------|-----------|--------|--------|--------|---------|
| BW [MHz] | RB Size | RB Offset | Mod | Lowest | Middle | Highest |
| 10 | 1 | 0 | QPSK | 23.10 | 23.24 | 23.16 |
| 10 | 1 | 25 | | 23.21 | 23.54 | 23.45 |
| 10 | 1 | 49 | | 23.07 | 23.17 | 23.12 |
| 10 | 25 | 0 | | 22.07 | 22.14 | 22.10 |
| 10 | 25 | 12 | | 22.14 | 22.25 | 22.18 |
| 10 | 25 | 25 | | 22.31 | 22.46 | 22.36 |
| 10 | 50 | 0 | | 22.15 | 22.35 | 22.17 |
| 10 | 1 | 0 | 16-QAM | 22.56 | 22.18 | 22.37 |
| 10 | 1 | 25 | | 22.20 | 22.10 | 22.02 |
| 10 | 1 | 49 | | 22.15 | 22.28 | 22.10 |
| 10 | 25 | 0 | | 21.12 | 21.28 | 21.13 |
| 10 | 25 | 12 | | 21.20 | 21.19 | 21.22 |
| 10 | 25 | 25 | | 21.14 | 21.20 | 21.17 |
| 10 | 50 | 0 | | 21.22 | 21.09 | 21.22 |
| 5 | 1 | 0 | QPSK | 23.24 | 22.87 | 22.83 |
| 5 | 1 | 12 | | 23.08 | 23.25 | 23.00 |
| 5 | 1 | 24 | | 22.63 | 22.83 | 22.68 |
| 5 | 12 | 0 | | 22.09 | 22.04 | 22.06 |
| 5 | 12 | 7 | | 22.11 | 22.05 | 22.02 |
| 5 | 12 | 13 | | 22.12 | 22.05 | 21.99 |
| 5 | 25 | 0 | | 22.07 | 22.07 | 22.07 |
| 5 | 1 | 0 | 16-QAM | 21.93 | 21.91 | 21.77 |
| 5 | 1 | 12 | | 21.71 | 21.79 | 21.62 |
| 5 | 1 | 24 | | 21.57 | 21.68 | 21.62 |
| 5 | 12 | 0 | | 21.01 | 20.89 | 21.00 |
| 5 | 12 | 7 | | 20.99 | 20.91 | 20.89 |
| 5 | 12 | 13 | | 21.00 | 21.00 | 20.98 |
| 5 | 25 | 0 | | 21.04 | 21.22 | 21.04 |



| LTE Band 12 Maximum Average Power [dBm] | | | | | | |
|---|---------|-----------|--------|--------|--------|---------|
| BW [MHz] | RB Size | RB Offset | Mod | Lowest | Middle | Highest |
| 3 | 1 | 0 | QPSK | 22.98 | 23.14 | 23.16 |
| 3 | 1 | 8 | | 22.99 | 23.28 | 22.97 |
| 3 | 1 | 14 | | 22.80 | 22.81 | 23.05 |
| 3 | 8 | 0 | | 22.15 | 22.17 | 22.16 |
| 3 | 8 | 4 | | 22.19 | 22.18 | 22.10 |
| 3 | 8 | 7 | | 22.15 | 22.10 | 22.11 |
| 3 | 15 | 0 | | 22.10 | 22.13 | 22.19 |
| 3 | 1 | 0 | 16-QAM | 21.93 | 21.68 | 22.06 |
| 3 | 1 | 8 | | 21.61 | 21.72 | 21.83 |
| 3 | 1 | 14 | | 21.76 | 21.90 | 21.92 |
| 3 | 8 | 0 | | 21.23 | 21.16 | 21.28 |
| 3 | 8 | 4 | | 21.20 | 20.88 | 21.22 |
| 3 | 8 | 7 | | 21.25 | 21.27 | 21.33 |
| 3 | 15 | 0 | | 20.97 | 21.09 | 21.18 |
| 1.4 | 1 | 0 | QPSK | 23.09 | 23.02 | 22.74 |
| 1.4 | 1 | 3 | | 23.12 | 23.14 | 22.96 |
| 1.4 | 1 | 5 | | 22.96 | 23.00 | 22.85 |
| 1.4 | 3 | 0 | | 23.13 | 23.23 | 23.03 |
| 1.4 | 3 | 1 | | 23.13 | 23.12 | 23.12 |
| 1.4 | 3 | 3 | | 23.03 | 23.07 | 23.09 |
| 1.4 | 6 | 0 | | 22.11 | 22.08 | 22.13 |
| 1.4 | 1 | 0 | 16-QAM | 22.08 | 22.25 | 22.29 |
| 1.4 | 1 | 3 | | 21.93 | 21.91 | 21.91 |
| 1.4 | 1 | 5 | | 21.98 | 21.89 | 22.32 |
| 1.4 | 3 | 0 | | 22.10 | 22.00 | 22.12 |
| 1.4 | 3 | 1 | | 22.19 | 22.17 | 22.16 |
| 1.4 | 3 | 3 | | 21.94 | 22.03 | 22.26 |
| 1.4 | 6 | 0 | | 21.14 | 20.90 | 21.00 |



| LTE Band 13 Maximum Average Power [dBm] | | | | | | |
|---|---------|-----------|--------|--------|--------|---------|
| BW [MHz] | RB Size | RB Offset | Mod | Lowest | Middle | Highest |
| 10 | 1 | 0 | QPSK | | 23.02 | |
| 10 | 1 | 25 | | | 22.79 | |
| 10 | 1 | 49 | | | 23.24 | |
| 10 | 25 | 0 | | | 22.11 | |
| 10 | 25 | 12 | | | 21.99 | |
| 10 | 25 | 25 | | | 22.05 | |
| 10 | 50 | 0 | | | 22.00 | |
| 10 | 1 | 0 | 16-QAM | | 22.06 | |
| 10 | 1 | 25 | | | 21.95 | |
| 10 | 1 | 49 | | | 21.69 | |
| 10 | 25 | 0 | | | 21.12 | |
| 10 | 25 | 12 | | | 20.99 | |
| 10 | 25 | 25 | | | 21.06 | |
| 10 | 50 | 0 | | | 21.02 | |
| 5 | 1 | 0 | QPSK | 22.97 | 23.05 | 22.88 |
| 5 | 1 | 12 | | 22.89 | 23.07 | 23.00 |
| 5 | 1 | 24 | | 22.64 | 23.20 | 22.61 |
| 5 | 12 | 0 | | 22.08 | 22.05 | 21.91 |
| 5 | 12 | 7 | | 22.15 | 21.96 | 22.05 |
| 5 | 12 | 13 | | 22.07 | 21.96 | 22.03 |
| 5 | 25 | 0 | | 22.03 | 21.94 | 21.98 |
| 5 | 1 | 0 | 16-QAM | 22.04 | 21.92 | 21.89 |
| 5 | 1 | 12 | | 21.78 | 21.62 | 21.65 |
| 5 | 1 | 24 | | 21.91 | 21.81 | 22.28 |
| 5 | 12 | 0 | | 20.81 | 20.91 | 20.98 |
| 5 | 12 | 7 | | 20.97 | 20.81 | 21.04 |
| 5 | 12 | 13 | | 20.96 | 20.83 | 20.82 |
| 5 | 25 | 0 | | 21.07 | 21.09 | 20.97 |



| LTE Band 17 Maximum Average Power [dBm] | | | | | | |
|---|---------|-----------|--------|--------|--------|---------|
| BW [MHz] | RB Size | RB Offset | Mod | Lowest | Middle | Highest |
| 10 | 1 | 0 | QPSK | 23.03 | 22.97 | 23.06 |
| 10 | 1 | 25 | | 23.38 | 23.50 | 23.31 |
| 10 | 1 | 49 | | 23.18 | 23.07 | 23.05 |
| 10 | 25 | 0 | | 22.55 | 22.48 | 22.38 |
| 10 | 25 | 12 | | 22.44 | 22.32 | 22.24 |
| 10 | 25 | 25 | | 22.38 | 22.25 | 22.26 |
| 10 | 50 | 0 | | 22.47 | 22.32 | 22.35 |
| 10 | 1 | 0 | 16-QAM | 22.29 | 22.01 | 22.27 |
| 10 | 1 | 25 | | 22.12 | 22.47 | 22.26 |
| 10 | 1 | 49 | | 22.48 | 22.17 | 21.69 |
| 10 | 25 | 0 | | 21.51 | 21.30 | 21.40 |
| 10 | 25 | 12 | | 21.66 | 21.33 | 21.29 |
| 10 | 25 | 25 | | 21.54 | 21.46 | 21.33 |
| 10 | 50 | 0 | | 21.27 | 21.29 | 21.36 |
| 5 | 1 | 0 | QPSK | 23.10 | 23.18 | 23.10 |
| 5 | 1 | 12 | | 23.38 | 23.25 | 23.22 |
| 5 | 1 | 24 | | 23.48 | 23.26 | 23.02 |
| 5 | 12 | 0 | | 22.25 | 22.31 | 22.32 |
| 5 | 12 | 7 | | 22.31 | 22.21 | 22.28 |
| 5 | 12 | 13 | | 22.41 | 22.25 | 22.16 |
| 5 | 25 | 0 | | 22.40 | 22.26 | 22.21 |
| 5 | 1 | 0 | 16-QAM | 22.05 | 21.98 | 21.99 |
| 5 | 1 | 12 | | 22.51 | 22.09 | 21.94 |
| 5 | 1 | 24 | | 21.99 | 22.27 | 21.87 |
| 5 | 12 | 0 | | 21.01 | 21.38 | 21.23 |
| 5 | 12 | 7 | | 21.13 | 21.29 | 21.22 |
| 5 | 12 | 13 | | 21.56 | 21.23 | 21.19 |
| 5 | 25 | 0 | | 21.31 | 21.51 | 21.35 |



| LTE Band 66 Maximum Average Power [dBm] | | | | | | |
|---|---------|-----------|--------|--------|--------|---------|
| BW [MHz] | RB Size | RB Offset | Mod | Lowest | Middle | Highest |
| 20 | 1 | 0 | QPSK | 22.86 | 23.11 | 23.00 |
| 20 | 1 | 49 | | 23.02 | 22.86 | 23.63 |
| 20 | 1 | 99 | | 22.88 | 22.75 | 22.85 |
| 20 | 50 | 0 | | 21.78 | 22.45 | 22.16 |
| 20 | 50 | 24 | | 22.03 | 22.12 | 22.16 |
| 20 | 50 | 50 | | 22.10 | 22.29 | 22.09 |
| 20 | 100 | 0 | | 22.14 | 22.02 | 22.17 |
| 20 | 1 | 0 | 16-QAM | 22.09 | 22.36 | 22.37 |
| 20 | 1 | 49 | | 21.92 | 21.90 | 22.24 |
| 20 | 1 | 99 | | 21.66 | 21.89 | 22.31 |
| 20 | 50 | 0 | | 20.85 | 21.17 | 21.16 |
| 20 | 50 | 24 | | 21.11 | 21.10 | 21.17 |
| 20 | 50 | 50 | | 21.20 | 21.06 | 21.20 |
| 20 | 100 | 0 | | 21.25 | 21.07 | 20.81 |
| 15 | 1 | 0 | QPSK | 22.85 | 23.16 | 23.15 |
| 15 | 1 | 37 | | 22.86 | 23.07 | 23.18 |
| 15 | 1 | 74 | | 22.90 | 23.02 | 23.10 |
| 15 | 36 | 0 | | 21.99 | 22.28 | 21.89 |
| 15 | 36 | 20 | | 21.98 | 22.03 | 22.03 |
| 15 | 36 | 39 | | 21.90 | 22.07 | 22.14 |
| 15 | 75 | 0 | | 21.95 | 22.14 | 22.15 |
| 15 | 1 | 0 | 16-QAM | 21.91 | 21.98 | 21.93 |
| 15 | 1 | 37 | | 21.95 | 21.74 | 22.16 |
| 15 | 1 | 74 | | 21.93 | 21.57 | 21.92 |
| 15 | 36 | 0 | | 20.89 | 21.21 | 20.96 |
| 15 | 36 | 20 | | 20.99 | 21.06 | 21.17 |
| 15 | 36 | 39 | | 20.92 | 21.04 | 21.13 |
| 15 | 75 | 0 | | 21.00 | 21.09 | 21.20 |



| LTE Band 66 Maximum Average Power [dBm] | | | | | | |
|---|---------|-----------|--------|--------|--------|---------|
| BW [MHz] | RB Size | RB Offset | Mod | Lowest | Middle | Highest |
| 10 | 1 | 0 | QPSK | 22.97 | 23.12 | 23.00 |
| 10 | 1 | 25 | | 23.34 | 23.08 | 23.36 |
| 10 | 1 | 49 | | 23.30 | 23.00 | 22.94 |
| 10 | 25 | 0 | | 22.22 | 22.27 | 22.19 |
| 10 | 25 | 12 | | 22.31 | 22.07 | 22.18 |
| 10 | 25 | 25 | | 22.17 | 22.21 | 22.24 |
| 10 | 50 | 0 | | 22.17 | 22.25 | 22.32 |
| 10 | 1 | 0 | 16-QAM | 22.26 | 22.75 | 22.32 |
| 10 | 1 | 25 | | 22.31 | 22.58 | 22.25 |
| 10 | 1 | 49 | | 22.23 | 21.93 | 21.80 |
| 10 | 25 | 0 | | 21.30 | 21.37 | 21.30 |
| 10 | 25 | 12 | | 21.36 | 21.10 | 21.14 |
| 10 | 25 | 25 | | 21.41 | 21.36 | 21.16 |
| 10 | 50 | 0 | | 21.32 | 20.97 | 21.22 |
| 5 | 1 | 0 | QPSK | 22.88 | 22.90 | 23.26 |
| 5 | 1 | 12 | | 23.09 | 23.11 | 23.17 |
| 5 | 1 | 24 | | 23.00 | 22.93 | 23.04 |
| 5 | 12 | 0 | | 21.94 | 21.91 | 22.16 |
| 5 | 12 | 7 | | 22.02 | 21.97 | 22.09 |
| 5 | 12 | 13 | | 22.03 | 21.85 | 22.02 |
| 5 | 25 | 0 | | 22.00 | 21.90 | 22.21 |
| 5 | 1 | 0 | 16-QAM | 21.31 | 21.92 | 22.21 |
| 5 | 1 | 12 | | 21.29 | 21.39 | 22.03 |
| 5 | 1 | 24 | | 21.63 | 21.90 | 22.10 |
| 5 | 12 | 0 | | 20.98 | 21.00 | 21.27 |
| 5 | 12 | 7 | | 20.86 | 20.83 | 21.24 |
| 5 | 12 | 13 | | 21.02 | 20.78 | 21.10 |
| 5 | 25 | 0 | | 21.01 | 20.96 | 21.20 |



| LTE Band 66 Maximum Average Power [dBm] | | | | | | |
|---|---------|-----------|--------|--------|--------|---------|
| BW [MHz] | RB Size | RB Offset | Mod | Lowest | Middle | Highest |
| 3 | 1 | 0 | QPSK | 23.01 | 23.27 | 23.20 |
| 3 | 1 | 8 | | 22.95 | 23.12 | 23.33 |
| 3 | 1 | 14 | | 22.98 | 23.04 | 23.43 |
| 3 | 8 | 0 | | 21.84 | 21.86 | 22.04 |
| 3 | 8 | 4 | | 22.00 | 21.90 | 22.03 |
| 3 | 8 | 7 | | 21.91 | 21.86 | 22.00 |
| 3 | 15 | 0 | | 21.95 | 21.85 | 22.04 |
| 3 | 1 | 0 | 16-QAM | 22.41 | 22.08 | 22.20 |
| 3 | 1 | 8 | | 22.38 | 21.89 | 22.07 |
| 3 | 1 | 14 | | 22.34 | 21.92 | 22.21 |
| 3 | 8 | 0 | | 20.72 | 20.75 | 21.21 |
| 3 | 8 | 4 | | 20.85 | 20.99 | 21.01 |
| 3 | 8 | 7 | | 20.77 | 21.09 | 21.06 |
| 3 | 15 | 0 | | 20.77 | 20.70 | 21.01 |
| 1.4 | 1 | 0 | QPSK | 23.08 | 22.90 | 23.36 |
| 1.4 | 1 | 3 | | 23.21 | 22.89 | 23.31 |
| 1.4 | 1 | 5 | | 23.04 | 22.84 | 23.17 |
| 1.4 | 3 | 0 | | 23.25 | 23.14 | 23.34 |
| 1.4 | 3 | 1 | | 23.28 | 23.22 | 23.26 |
| 1.4 | 3 | 3 | | 23.19 | 23.22 | 23.26 |
| 1.4 | 6 | 0 | | 22.18 | 22.13 | 22.16 |
| 1.4 | 1 | 0 | 16-QAM | 21.80 | 21.80 | 21.76 |
| 1.4 | 1 | 3 | | 21.93 | 22.04 | 22.32 |
| 1.4 | 1 | 5 | | 21.74 | 21.66 | 21.56 |
| 1.4 | 3 | 0 | | 21.71 | 22.04 | 22.43 |
| 1.4 | 3 | 1 | | 21.89 | 21.98 | 22.43 |
| 1.4 | 3 | 3 | | 22.12 | 22.06 | 22.39 |
| 1.4 | 6 | 0 | | 20.87 | 20.79 | 20.90 |



| LTE Band 71 Maximum Average Power [dBm] | | | | | | |
|---|---------|-----------|--------|--------|--------|---------|
| BW [MHz] | RB Size | RB Offset | Mod | Lowest | Middle | Highest |
| 20 | 1 | 0 | QPSK | 23.53 | 23.67 | 23.59 |
| 20 | 1 | 49 | | 23.64 | 23.87 | 23.84 |
| 20 | 1 | 99 | | 23.50 | 23.60 | 23.55 |
| 20 | 50 | 0 | | 22.50 | 22.57 | 22.53 |
| 20 | 50 | 24 | | 22.57 | 22.68 | 22.61 |
| 20 | 50 | 50 | | 22.74 | 22.89 | 22.79 |
| 20 | 100 | 0 | | 22.58 | 22.78 | 22.60 |
| 20 | 1 | 0 | 16-QAM | 22.99 | 22.61 | 22.80 |
| 20 | 1 | 49 | | 22.63 | 22.53 | 22.44 |
| 20 | 1 | 99 | | 22.58 | 22.71 | 22.53 |
| 20 | 50 | 0 | | 21.55 | 21.71 | 21.56 |
| 20 | 50 | 24 | | 21.63 | 21.62 | 21.65 |
| 20 | 50 | 50 | | 21.57 | 21.63 | 21.60 |
| 20 | 100 | 0 | | 21.65 | 21.52 | 21.65 |
| 15 | 1 | 0 | QPSK | 23.65 | 23.30 | 23.26 |
| 15 | 1 | 37 | | 23.51 | 23.64 | 23.43 |
| 15 | 1 | 74 | | 23.16 | 23.26 | 23.16 |
| 15 | 36 | 0 | | 22.52 | 22.47 | 22.49 |
| 15 | 36 | 20 | | 22.54 | 22.48 | 22.45 |
| 15 | 36 | 39 | | 22.55 | 22.48 | 22.42 |
| 15 | 75 | 0 | | 22.50 | 22.50 | 22.50 |
| 15 | 1 | 0 | 16-QAM | 22.36 | 22.34 | 22.20 |
| 15 | 1 | 37 | | 22.14 | 22.22 | 22.05 |
| 15 | 1 | 74 | | 22.00 | 22.11 | 22.05 |
| 15 | 36 | 0 | | 21.44 | 21.32 | 21.43 |
| 15 | 36 | 20 | | 21.42 | 21.34 | 21.32 |
| 15 | 36 | 39 | | 21.43 | 21.43 | 21.41 |
| 15 | 75 | 0 | | 21.47 | 21.65 | 21.47 |



| LTE Band 71 Maximum Average Power [dBm] | | | | | | |
|---|---------|-----------|--------|--------|--------|---------|
| BW [MHz] | RB Size | RB Offset | Mod | Lowest | Middle | Highest |
| 10 | 1 | 0 | QPSK | 23.41 | 23.57 | 23.59 |
| 10 | 1 | 25 | | 23.42 | 23.71 | 23.40 |
| 10 | 1 | 49 | | 23.23 | 23.24 | 23.48 |
| 10 | 25 | 0 | | 22.58 | 22.60 | 22.59 |
| 10 | 25 | 12 | | 22.62 | 22.61 | 22.53 |
| 10 | 25 | 25 | | 22.58 | 22.53 | 22.54 |
| 10 | 50 | 0 | | 22.53 | 22.56 | 22.62 |
| 10 | 1 | 0 | 16-QAM | 22.36 | 22.11 | 22.49 |
| 10 | 1 | 25 | | 22.04 | 22.15 | 22.26 |
| 10 | 1 | 49 | | 22.19 | 22.33 | 22.35 |
| 10 | 25 | 0 | | 21.66 | 21.59 | 21.71 |
| 10 | 25 | 12 | | 21.63 | 21.31 | 21.65 |
| 10 | 25 | 25 | | 21.68 | 21.70 | 21.76 |
| 10 | 50 | 0 | | 21.40 | 21.52 | 21.61 |
| 5 | 1 | 0 | QPSK | 23.37 | 23.30 | 23.02 |
| 5 | 1 | 12 | | 23.40 | 23.42 | 23.24 |
| 5 | 1 | 24 | | 23.24 | 23.28 | 23.13 |
| 5 | 12 | 0 | | 22.85 | 22.95 | 22.75 |
| 5 | 12 | 7 | | 22.85 | 22.84 | 22.84 |
| 5 | 12 | 13 | | 22.75 | 22.79 | 22.81 |
| 5 | 25 | 0 | | 22.39 | 22.36 | 22.41 |
| 5 | 1 | 0 | 16-QAM | 22.36 | 22.53 | 22.57 |
| 5 | 1 | 12 | | 22.21 | 22.19 | 22.19 |
| 5 | 1 | 24 | | 22.26 | 22.17 | 22.60 |
| 5 | 12 | 0 | | 21.82 | 21.72 | 21.84 |
| 5 | 12 | 7 | | 21.91 | 21.89 | 21.88 |
| 5 | 12 | 13 | | 21.66 | 21.75 | 21.98 |
| 5 | 25 | 0 | | 21.42 | 21.18 | 21.28 |



ERP/EIRP

| LTE Band 2 (GT - LC = 4.0 dB) QPSK | | | | | | | | | |
|------------------------------------|--------|--------|--------|--------|--------|--------|--------|--------|--------|
| Bandwidth | 1.4M | | | 3M | | | 5M | | |
| Channel | 18607 | 18900 | 19193 | 18615 | 18900 | 19185 | 18625 | 18900 | 19175 |
| | (Low) | (Mid) | (High) | (Low) | (Mid) | (High) | (Low) | (Mid) | (High) |
| Frequency | 1850.7 | 1880 | 1909.3 | 1851.5 | 1880 | 1908.5 | 1852.5 | 1880 | 1907.5 |
| (MHz) | | | | | | | | | |
| Conducted Power (dBm) | 22.70 | 22.70 | 23.16 | 23.00 | 22.78 | 23.14 | 23.08 | 23.22 | 23.11 |
| Conducted Power (Watts) | 0.1862 | 0.1862 | 0.2070 | 0.1995 | 0.1897 | 0.2061 | 0.2032 | 0.2099 | 0.2046 |
| EIRP(dBm) | 26.70 | 26.70 | 27.16 | 27.00 | 26.78 | 27.14 | 27.08 | 27.22 | 27.11 |
| EIRP(Watts) | 0.4677 | 0.4677 | 0.5200 | 0.5012 | 0.4764 | 0.5176 | 0.5105 | 0.5272 | 0.5140 |

| LTE Band 2 (GT - LC = 4.0 dB) QPSK | | | | | | | | | |
|------------------------------------|--------|--------|--------|--------|--------|--------|--------|--------|--------|
| Bandwidth | 10M | | | 15M | | | 20M | | |
| Channel | 18650 | 18900 | 19150 | 18675 | 18900 | 19125 | 18650 | 18900 | 19100 |
| | (Low) | (Mid) | (High) | (Low) | (Mid) | (High) | (Low) | (Mid) | (High) |
| Frequency | 1855 | 1880 | 1905 | 1857.5 | 1880 | 1902.5 | 1860 | 1880 | 1900 |
| (MHz) | | | | | | | | | |
| Conducted Power (dBm) | 22.98 | 23.17 | 23.16 | 23.21 | 23.22 | 23.14 | 23.01 | 23.31 | 23.06 |
| Conducted Power (Watts) | 0.1986 | 0.2075 | 0.2070 | 0.2094 | 0.2099 | 0.2061 | 0.2000 | 0.2143 | 0.2023 |
| EIRP(dBm) | 26.98 | 27.17 | 27.16 | 27.21 | 27.22 | 27.14 | 27.01 | 27.31 | 27.06 |
| EIRP(Watts) | 0.4989 | 0.5212 | 0.5200 | 0.5260 | 0.5272 | 0.5176 | 0.5023 | 0.5383 | 0.5082 |



| LTE Band 2 (GT - LC = 4.0 dB) 16QAM | | | | | | | | | |
|-------------------------------------|--------|--------|--------|--------|--------|--------|--------|--------|--------|
| Bandwidth | 1.4M | | | 3M | | | 5M | | |
| Channel | 18607 | 18900 | 19193 | 18615 | 18900 | 19185 | 18625 | 18900 | 19175 |
| | (Low) | (Mid) | (High) | (Low) | (Mid) | (High) | (Low) | (Mid) | (High) |
| Frequency (MHz) | 1850.7 | 1880 | 1909.3 | 1851.5 | 1880 | 1908.5 | 1852.5 | 1880 | 1907.5 |
| Conducted Power (dBm) | 21.91 | 22.13 | 21.97 | 22.28 | 21.80 | 21.88 | 21.91 | 21.65 | 21.67 |
| Conducted Power (Watts) | 0.1552 | 0.1633 | 0.1574 | 0.1690 | 0.1514 | 0.1542 | 0.1552 | 0.1462 | 0.1469 |
| EIRP(dBm) | 25.91 | 26.13 | 25.97 | 26.28 | 25.80 | 25.88 | 25.91 | 25.65 | 25.67 |
| EIRP(Watts) | 0.3899 | 0.4102 | 0.3954 | 0.4246 | 0.3802 | 0.3873 | 0.3899 | 0.3673 | 0.3690 |

| LTE Band 2 (GT - LC = 4.0 dB) 16QAM | | | | | | | | | |
|-------------------------------------|--------|--------|--------|--------|--------|--------|--------|--------|--------|
| Bandwidth | 10M | | | 15M | | | 20M | | |
| Channel | 18650 | 18900 | 19150 | 18675 | 18900 | 19125 | 18650 | 18900 | 19100 |
| | (Low) | (Mid) | (High) | (Low) | (Mid) | (High) | (Low) | (Mid) | (High) |
| Frequency (MHz) | 1855 | 1880 | 1905 | 1857.5 | 1880 | 1902.5 | 1860 | 1880 | 1900 |
| Conducted Power (dBm) | 22.30 | 22.04 | 22.11 | 22.19 | 22.35 | 21.60 | 21.91 | 22.13 | 21.96 |
| Conducted Power (Watts) | 0.1698 | 0.1600 | 0.1626 | 0.1656 | 0.1718 | 0.1445 | 0.1552 | 0.1633 | 0.1570 |
| EIRP(dBm) | 26.30 | 26.04 | 26.11 | 26.19 | 26.35 | 25.60 | 25.91 | 26.13 | 25.96 |
| EIRP(Watts) | 0.4266 | 0.4018 | 0.4083 | 0.4159 | 0.4315 | 0.3631 | 0.3899 | 0.4102 | 0.3945 |



| LTE Band 4 (GT - LC = 4.50 dB) QPSK | | | | | | | | | |
|-------------------------------------|--------|--------|--------|--------|--------|--------|--------|--------|--------|
| Bandwidth | 1.4M | | | 3M | | | 5M | | |
| Channel | 19957 | 20175 | 20393 | 19965 | 20175 | 20385 | 19975 | 20175 | 20375 |
| | (Low) | (Mid) | (High) | (Low) | (Mid) | (High) | (Low) | (Mid) | (High) |
| Frequency (MHz) | 1710.7 | 1732.5 | 1754.3 | 1711.5 | 1732.5 | 1753.5 | 1712.5 | 1732.5 | 1752.5 |
| Conducted Power (dBm) | 22.70 | 22.93 | 22.80 | 23.00 | 22.81 | 22.84 | 22.75 | 22.88 | 23.00 |
| Conducted Power (Watts) | 0.1862 | 0.1963 | 0.1905 | 0.1995 | 0.1910 | 0.1923 | 0.1884 | 0.1941 | 0.1995 |
| EIRP(dBm) | 27.20 | 27.43 | 27.30 | 27.50 | 27.31 | 27.34 | 27.25 | 27.38 | 27.50 |
| EIRP(Watts) | 0.5248 | 0.5534 | 0.5370 | 0.5623 | 0.5383 | 0.5420 | 0.5309 | 0.5470 | 0.5623 |

| LTE Band 4 (GT - LC = 4.50 dB) QPSK | | | | | | | | | |
|-------------------------------------|--------|--------|--------|--------|--------|--------|--------|--------|--------|
| Bandwidth | 10M | | | 15M | | | 20M | | |
| Channel | 20000 | 20175 | 20350 | 20025 | 20175 | 20325 | 20050 | 20175 | 20300 |
| | (Low) | (Mid) | (High) | (Low) | (Mid) | (High) | (Low) | (Mid) | (High) |
| Frequency (MHz) | 1715 | 1732.5 | 1750 | 1717.5 | 1732.5 | 1747.5 | 1720 | 1732.5 | 1745 |
| Conducted Power (dBm) | 22.85 | 22.60 | 23.03 | 22.87 | 23.06 | 22.87 | 22.77 | 23.07 | 22.87 |
| Conducted Power (Watts) | 0.1928 | 0.1820 | 0.2009 | 0.1936 | 0.2023 | 0.1936 | 0.1892 | 0.2028 | 0.1936 |
| EIRP(dBm) | 27.35 | 27.10 | 27.53 | 27.37 | 27.56 | 27.37 | 27.27 | 27.57 | 27.37 |
| EIRP(Watts) | 0.5433 | 0.5129 | 0.5662 | 0.5458 | 0.5702 | 0.5458 | 0.5333 | 0.5715 | 0.5458 |



| LTE Band 4 (GT - LC = 4.50 dB) 16QAM | | | | | | | | | |
|--------------------------------------|--------|--------|--------|--------|--------|--------|--------|--------|--------|
| Bandwidth | 1.4M | | | 3M | | | 5M | | |
| Channel | 19957 | 20175 | 20393 | 19965 | 20175 | 20385 | 19975 | 20175 | 20375 |
| | (Low) | (Mid) | (High) | (Low) | (Mid) | (High) | (Low) | (Mid) | (High) |
| Frequency (MHz) | 1710.7 | 1732.5 | 1754.3 | 1711.5 | 1732.5 | 1753.5 | 1712.5 | 1732.5 | 1752.5 |
| Conducted Power (dBm) | 21.81 | 21.98 | 21.57 | 21.51 | 21.68 | 21.62 | 21.54 | 21.63 | 21.67 |
| Conducted Power (Watts) | 0.1517 | 0.1578 | 0.1435 | 0.1416 | 0.1472 | 0.1452 | 0.1426 | 0.1455 | 0.1469 |
| EIRP(dBm) | 26.31 | 26.48 | 26.07 | 26.01 | 26.18 | 26.12 | 26.04 | 26.13 | 26.17 |
| EIRP(Watts) | 0.4276 | 0.4446 | 0.4046 | 0.3990 | 0.4150 | 0.4093 | 0.4018 | 0.4102 | 0.4140 |

| LTE Band 4 (GT - LC = 4.50 dB) 16QAM | | | | | | | | | |
|--------------------------------------|--------|--------|--------|--------|--------|--------|--------|--------|--------|
| Bandwidth | 10M | | | 15M | | | 20M | | |
| Channel | 20000 | 20175 | 20350 | 20025 | 20175 | 20325 | 20050 | 20175 | 20300 |
| | (Low) | (Mid) | (High) | (Low) | (Mid) | (High) | (Low) | (Mid) | (High) |
| Frequency (MHz) | 1715 | 1732.5 | 1750 | 1717.5 | 1732.5 | 1747.5 | 1720 | 1732.5 | 1745 |
| Conducted Power (dBm) | 21.56 | 21.89 | 22.09 | 21.70 | 21.57 | 21.70 | 21.62 | 21.80 | 21.89 |
| Conducted Power (Watts) | 0.1432 | 0.1545 | 0.1618 | 0.1479 | 0.1435 | 0.1479 | 0.1452 | 0.1514 | 0.1545 |
| EIRP(dBm) | 26.06 | 26.39 | 26.59 | 26.20 | 26.07 | 26.20 | 26.12 | 26.30 | 26.39 |
| EIRP(Watts) | 0.4036 | 0.4355 | 0.4560 | 0.4169 | 0.4046 | 0.4169 | 0.4093 | 0.4266 | 0.4355 |



| LTE Band 5 (GT - LC = 4.00 dB) QPSK | | | | | | | | | |
|-------------------------------------|--------|--------|--------|--------|--------|--------|--------|--------|--------|
| Bandwidth | 1.4M | | | 3M | | | 5M | | |
| Channel | 20407 | 20525 | 20643 | 20415 | 20525 | 20635 | 20425 | 20525 | 20625 |
| | (Low) | (Mid) | (High) | (Low) | (Mid) | (High) | (Low) | (Mid) | (High) |
| Frequency (MHz) | 824.7 | 836.5 | 848.3 | 825.5 | 836.5 | 847.5 | 826.5 | 836.5 | 846.5 |
| Conducted Power (dBm) | 22.80 | 22.82 | 22.69 | 22.69 | 22.76 | 22.63 | 22.68 | 22.70 | 22.75 |
| Conducted Power (Watts) | 0.1905 | 0.1914 | 0.1858 | 0.1858 | 0.1888 | 0.1832 | 0.1854 | 0.1862 | 0.1884 |
| ERP(dBm) | 24.65 | 24.67 | 24.54 | 24.54 | 24.61 | 24.48 | 24.53 | 24.55 | 24.60 |
| ERP(Watts) | 0.2917 | 0.2931 | 0.2844 | 0.2844 | 0.2891 | 0.2805 | 0.2838 | 0.2851 | 0.2884 |

| LTE Band 5 (GT - LC = 4.00 dB) QPSK | | | |
|-------------------------------------|--------|--------|--------|
| Bandwidth | 10M | | |
| Channel | 20450 | 20525 | 20600 |
| | (Low) | (Mid) | (High) |
| Frequency (MHz) | 829 | 836.5 | 844 |
| Conducted Power (dBm) | 22.67 | 22.86 | 22.70 |
| Conducted Power (Watts) | 0.1849 | 0.1932 | 0.1862 |
| ERP(dBm) | 24.52 | 24.71 | 24.55 |
| ERP(Watts) | 0.2831 | 0.2958 | 0.2851 |



| LTE Band 5 (GT - LC = 4.00 dB) 16QAM | | | | | | | | | |
|--------------------------------------|--------|--------|--------|--------|--------|--------|--------|--------|--------|
| Bandwidth | 1.4M | | | 3M | | | 5M | | |
| Channel | 20407 | 20525 | 20643 | 20415 | 20525 | 20635 | 20425 | 20525 | 20625 |
| | (Low) | (Mid) | (High) | (Low) | (Mid) | (High) | (Low) | (Mid) | (High) |
| Frequency (MHz) | 824.7 | 836.5 | 848.3 | 825.5 | 836.5 | 847.5 | 826.5 | 836.5 | 846.5 |
| Conducted Power (dBm) | 21.77 | 21.93 | 21.80 | 21.43 | 21.35 | 21.50 | 21.88 | 21.37 | 21.21 |
| Conducted Power (Watts) | 0.1503 | 0.1560 | 0.1514 | 0.1390 | 0.1365 | 0.1413 | 0.1542 | 0.1371 | 0.1321 |
| ERP(dBm) | 23.62 | 23.78 | 23.65 | 23.28 | 23.20 | 23.35 | 23.73 | 23.22 | 23.06 |
| ERP(Watts) | 0.2301 | 0.2388 | 0.2317 | 0.2128 | 0.2089 | 0.2163 | 0.2360 | 0.2099 | 0.2023 |

| LTE Band 5 (GT - LC = 4.00 dB) 16QAM | | | |
|--------------------------------------|--------|--------|--------|
| Bandwidth | 10M | | |
| Channel | 20450 | 20525 | 20600 |
| | (Low) | (Mid) | (High) |
| Frequency (MHz) | 829 | 836.5 | 844 |
| Conducted Power (dBm) | 21.58 | 21.71 | 21.29 |
| Conducted Power (Watts) | 0.1439 | 0.1483 | 0.1346 |
| ERP(dBm) | 23.43 | 23.56 | 23.14 |
| ERP(Watts) | 0.2203 | 0.2270 | 0.2061 |



| LTE Band 12 (GT - LC = 3.00dB) QPSK | | | | | | | | | |
|-------------------------------------|--------|--------|--------|--------|--------|--------|--------|--------|--------|
| Bandwidth | 1.4M | | | 3M | | | 5M | | |
| Channel | 23017 | 23095 | 23173 | 23025 | 23095 | 23165 | 23035 | 23095 | 23155 |
| | (Low) | (Mid) | (High) | (Low) | (Mid) | (High) | (Low) | (Mid) | (High) |
| Frequency (MHz) | 699.7 | 707.5 | 715.3 | 700.5 | 707.5 | 714.5 | 701.5 | 707.5 | 713.5 |
| Conducted Power (dBm) | 23.13 | 23.23 | 23.03 | 22.99 | 23.28 | 22.97 | 23.08 | 23.25 | 23.00 |
| Conducted Power (Watts) | 0.2056 | 0.2104 | 0.2009 | 0.1991 | 0.2128 | 0.1982 | 0.2032 | 0.2113 | 0.1995 |
| ERP(dBm) | 23.98 | 24.08 | 23.88 | 23.84 | 24.13 | 23.82 | 23.93 | 24.10 | 23.85 |
| ERP(Watts) | 0.2500 | 0.2559 | 0.2443 | 0.2421 | 0.2588 | 0.2410 | 0.2472 | 0.2570 | 0.2427 |

| LTE Band 12 (GT - LC = 3.00 dB) QPSK | | | |
|--------------------------------------|--------|--------|--------|
| Bandwidth | 10M | | |
| Channel | 23060 | 23095 | 23130 |
| | (Low) | (Mid) | (High) |
| Frequency (MHz) | 704 | 707.5 | 711 |
| Conducted Power (dBm) | 23.21 | 23.54 | 23.45 |
| Conducted Power (Watts) | 0.2094 | 0.2259 | 0.2213 |
| ERP(dBm) | 24.06 | 24.39 | 24.30 |
| ERP(Watts) | 0.2547 | 0.2748 | 0.2692 |



| LTE Band 12 (GT - LC = 3.00 dB) 16QAM | | | | | | | | | |
|---------------------------------------|--------|--------|--------|--------|--------|--------|--------|--------|--------|
| Bandwidth | 1.4M | | | 3M | | | 5M | | |
| Channel | 23017 | 23095 | 23173 | 23025 | 23095 | 23165 | 23035 | 23095 | 23155 |
| | (Low) | (Mid) | (High) | (Low) | (Mid) | (High) | (Low) | (Mid) | (High) |
| Frequency (MHz) | 699.7 | 707.5 | 715.3 | 700.5 | 707.5 | 714.5 | 701.5 | 707.5 | 713.5 |
| Conducted Power (dBm) | 21.98 | 21.89 | 22.32 | 21.93 | 21.68 | 22.06 | 21.93 | 21.91 | 21.77 |
| Conducted Power (Watts) | 0.1578 | 0.1545 | 0.1706 | 0.1560 | 0.1472 | 0.1607 | 0.1560 | 0.1552 | 0.1503 |
| ERP(dBm) | 22.83 | 22.74 | 23.17 | 22.78 | 22.53 | 22.91 | 22.78 | 22.76 | 22.62 |
| ERP(Watts) | 0.1919 | 0.1879 | 0.2075 | 0.1897 | 0.1791 | 0.1954 | 0.1897 | 0.1888 | 0.1828 |

| LTE Band 12 (GT - LC = 3.00 dB) 16QAM | | | |
|---------------------------------------|--------|--------|--------|
| Bandwidth | 10M | | |
| Channel | 23060 | 23095 | 23130 |
| | (Low) | (Mid) | (High) |
| Frequency (MHz) | 704 | 707.5 | 711 |
| Conducted Power (dBm) | 22.56 | 22.18 | 22.37 |
| Conducted Power (Watts) | 0.1803 | 0.1652 | 0.1726 |
| ERP(dBm) | 23.41 | 23.03 | 23.22 |
| ERP(Watts) | 0.2193 | 0.2009 | 0.2099 |



| LTE Band 13 (GT - LC = 3.5 dB) QPSK | | | | | | |
|-------------------------------------|--------|--------|--------|-------|--------|---|
| Bandwidth | 5M | | | 10M | | |
| Channel | 23205 | 23230 | 23255 | 23230 | | |
| | (Low) | (Mid) | (High) | - | (Mid) | - |
| Frequency | 779.5 | 782 | 784.5 | - | 782 | - |
| (MHz) | | | | | | |
| Conducted Power (dBm) | 22.64 | 23.20 | 22.61 | | 23.24 | - |
| Conducted Power (Watts) | 0.1837 | 0.2089 | 0.1824 | | 0.2109 | - |
| ERP(dBm) | 23.99 | 24.55 | 23.96 | | 24.59 | - |
| ERP(Watts) | 0.2506 | 0.2851 | 0.2489 | | 0.2877 | - |

| LTE Band 13 (GT - LC = 3.5 dB) 16QAM | | | | | | |
|--------------------------------------|--------|--------|--------|-------|--------|---|
| Bandwidth | 5M | | | 10M | | |
| Channel | 23205 | 23230 | 23255 | 23230 | | |
| | (Low) | (Mid) | (High) | - | (Mid) | - |
| Frequency | 779.5 | 782 | 784.5 | - | 782 | - |
| (MHz) | | | | | | |
| Conducted Power (dBm) | 21.91 | 21.81 | 22.28 | | 22.06 | - |
| Conducted Power (Watts) | 0.1552 | 0.1517 | 0.1690 | | 0.1607 | - |
| ERP(dBm) | 23.26 | 23.16 | 23.63 | | 23.41 | - |
| ERP(Watts) | 0.2118 | 0.2070 | 0.2307 | | 0.2193 | - |



| LTE Band 17 (GT - LC = 3.00 dB) QPSK | | | | | | |
|--------------------------------------|--------|--------|--------|--------|--------|--------|
| Bandwidth | 5M | | | 10M | | |
| Channel | 23755 | 23790 | 23825 | 23780 | 23790 | 23800 |
| | (Low) | (Mid) | (High) | (Low) | (Mid) | (High) |
| Frequency | 706.5 | 710 | 713.5 | 709 | 710 | 711 |
| (MHz) | | | | | | |
| Conducted Power (dBm) | 23.48 | 23.26 | 23.02 | 23.38 | 23.50 | 23.31 |
| Conducted Power (Watts) | 0.2228 | 0.2118 | 0.2004 | 0.2178 | 0.2239 | 0.2143 |
| ERP(dBm) | 24.33 | 24.11 | 23.87 | 24.23 | 24.35 | 24.16 |
| ERP(Watts) | 0.2710 | 0.2576 | 0.2438 | 0.2649 | 0.2723 | 0.2606 |

| LTE Band 17 (GT - LC = 3.00 dB) 16QAM | | | | | | |
|---------------------------------------|--------|--------|--------|--------|--------|--------|
| Bandwidth | 5M | | | 10M | | |
| Channel | 23755 | 23790 | 23825 | 23780 | 23790 | 23800 |
| | (Low) | (Mid) | (High) | (Low) | (Mid) | (High) |
| Frequency | 706.5 | 710 | 713.5 | 709 | 710 | 711 |
| (MHz) | | | | | | |
| Conducted Power (dBm) | 22.51 | 22.09 | 21.94 | 22.48 | 22.17 | 21.69 |
| Conducted Power (Watts) | 0.1782 | 0.1618 | 0.1563 | 0.1770 | 0.1648 | 0.1476 |
| ERP(dBm) | 23.36 | 22.94 | 22.79 | 23.33 | 23.02 | 22.54 |
| ERP(Watts) | 0.2168 | 0.1968 | 0.1901 | 0.2153 | 0.2004 | 0.1795 |



| LTE Band 66 (GT - LC = 4.50 dB) QPSK | | | | | | | | | |
|--------------------------------------|--------|--------|--------|--------|--------|--------|--------|--------|--------|
| Bandwidth | 1.4M | | | 3M | | | 5M | | |
| Channel | 131979 | 132322 | 132665 | 131987 | 132322 | 132657 | 131997 | 132322 | 132647 |
| | (Low) | (Mid) | (High) | (Low) | (Mid) | (High) | (Low) | (Mid) | (High) |
| Frequency (MHz) | 1710.7 | 1745 | 1779.3 | 1711.5 | 1745 | 1778.5 | 1712.5 | 1745 | 1777.5 |
| Conducted Power (dBm) | 23.08 | 22.90 | 23.36 | 22.98 | 23.04 | 23.43 | 22.88 | 22.90 | 23.26 |
| Conducted Power (Watts) | 0.2032 | 0.1950 | 0.2168 | 0.1986 | 0.2014 | 0.2203 | 0.1941 | 0.1950 | 0.2118 |
| EIRP(dBm) | 27.58 | 27.40 | 27.86 | 27.48 | 27.54 | 27.93 | 27.38 | 27.40 | 27.76 |
| EIRP(Watts) | 0.5728 | 0.5495 | 0.6109 | 0.5598 | 0.5675 | 0.6209 | 0.5470 | 0.5495 | 0.5970 |

| LTE Band 66 (GT - LC = 4.50 dB) QPSK | | | | | | | | | |
|--------------------------------------|--------|--------|--------|--------|--------|--------|--------|--------|--------|
| Bandwidth | 10M | | | 15M | | | 20M | | |
| Channel | 132022 | 132322 | 132622 | 132047 | 132322 | 132597 | 132072 | 132322 | 132572 |
| | (Low) | (Mid) | (High) | (Low) | (Mid) | (High) | (Low) | (Mid) | (Mid) |
| Frequency (MHz) | 1715 | 1745 | 1775 | 1717.5 | 1745 | 1772.5 | 1720 | 1745 | 1770 |
| Conducted Power (dBm) | 23.34 | 23.08 | 23.36 | 22.86 | 23.07 | 23.18 | 23.02 | 22.86 | 23.63 |
| Conducted Power (Watts) | 0.2158 | 0.2032 | 0.2168 | 0.1932 | 0.2028 | 0.2080 | 0.2004 | 0.1932 | 0.2307 |
| EIRP(dBm) | 27.84 | 27.58 | 27.86 | 27.36 | 27.57 | 27.68 | 27.52 | 27.36 | 28.13 |
| EIRP(Watts) | 0.6081 | 0.5728 | 0.6109 | 0.5445 | 0.5715 | 0.5861 | 0.5649 | 0.5445 | 0.6501 |



| LTE Band 66 (GT - LC = 4.50 dB) 16QAM | | | | | | | | | |
|---------------------------------------|--------|--------|--------|--------|--------|--------|--------|--------|--------|
| Bandwidth | 1.4M | | | 3M | | | 5M | | |
| Channel | 131979 | 132322 | 132665 | 131987 | 132322 | 132657 | 131997 | 132322 | 132647 |
| | (Low) | (Mid) | (High) | (Low) | (Mid) | (High) | (Low) | (Mid) | (High) |
| Frequency (MHz) | 1710.7 | 1745 | 1779.3 | 1711.5 | 1745 | 1778.5 | 1712.5 | 1745 | 1777.5 |
| Conducted Power (dBm) | 21.71 | 22.04 | 22.43 | 22.41 | 22.08 | 22.20 | 21.31 | 21.92 | 22.21 |
| Conducted Power (Watts) | 0.1483 | 0.1600 | 0.1750 | 0.1742 | 0.1614 | 0.1660 | 0.1352 | 0.1556 | 0.1663 |
| EIRP(dBm) | 26.21 | 26.54 | 26.93 | 26.91 | 26.58 | 26.70 | 25.81 | 26.42 | 26.71 |
| EIRP(Watts) | 0.4178 | 0.4508 | 0.4932 | 0.4909 | 0.4550 | 0.4677 | 0.3811 | 0.4385 | 0.4688 |

| LTE Band 66 (GT - LC = 4.50 dB) 16QAM | | | | | | | | | |
|---------------------------------------|--------|--------|--------|--------|--------|--------|--------|--------|--------|
| Bandwidth | 10M | | | 15M | | | 20M | | |
| Channel | 132022 | 132322 | 132622 | 132047 | 132322 | 132597 | 132072 | 132322 | 132572 |
| | (Low) | (Mid) | (High) | (Low) | (Mid) | (High) | (Low) | (Mid) | (Mid) |
| Frequency (MHz) | 1715 | 1745 | 1775 | 1717.5 | 1745 | 1772.5 | 1720 | 1745 | 1770 |
| Conducted Power (dBm) | 22.26 | 22.75 | 22.32 | 21.95 | 21.74 | 22.16 | 22.09 | 22.36 | 22.37 |
| Conducted Power (Watts) | 0.1683 | 0.1884 | 0.1706 | 0.1567 | 0.1493 | 0.1644 | 0.1618 | 0.1722 | 0.1726 |
| EIRP(dBm) | 26.76 | 27.25 | 26.82 | 26.45 | 26.24 | 26.66 | 26.59 | 26.86 | 26.87 |
| EIRP(Watts) | 0.4742 | 0.5309 | 0.4808 | 0.4416 | 0.4207 | 0.4634 | 0.4560 | 0.4853 | 0.4864 |



| LTE Band 71 (GT - LC = 2.00 dB) QPSK | | | | | | | | | |
|--------------------------------------|--------|--------|--------|--------|--------|--------|--------|--------|--------|
| Bandwidth | 5M | | | 10M | | | 15M | | |
| Channel | 133147 | 133297 | 133447 | 133172 | 133297 | 133422 | 133197 | 133297 | 133397 |
| | (Low) | (Mid) | (High) | (Low) | (Mid) | (High) | (Low) | (Mid) | (High) |
| Frequency (MHz) | 665.5 | 680.5 | 695.5 | 668 | 680.5 | 693 | 670.5 | 680.5 | 690.5 |
| Conducted Power (dBm) | 23.40 | 23.42 | 23.24 | 23.42 | 23.71 | 23.40 | 23.65 | 23.30 | 23.26 |
| Conducted Power (Watts) | 0.2188 | 0.2198 | 0.2109 | 0.2198 | 0.2350 | 0.2188 | 0.2317 | 0.2138 | 0.2118 |
| ERP(dBm) | 23.25 | 23.27 | 23.09 | 23.27 | 23.56 | 23.25 | 23.50 | 23.15 | 23.11 |
| ERP(Watts) | 0.2113 | 0.2123 | 0.2037 | 0.2123 | 0.2270 | 0.2113 | 0.2239 | 0.2065 | 0.2046 |

| LTE Band 71 (GT - LC = 2.00 dB) QPSK | | | |
|--------------------------------------|--------|--------|--------|
| Bandwidth | 20M | | |
| Channel | 133222 | 133297 | 133372 |
| | (Low) | (Mid) | (High) |
| Frequency (MHz) | 673 | 680.5 | 688 |
| Conducted Power (dBm) | 23.64 | 23.87 | 23.84 |
| Conducted Power (Watts) | 0.2312 | 0.2438 | 0.2421 |
| ERP(dBm) | 23.49 | 23.72 | 23.69 |
| ERP(Watts) | 0.2234 | 0.2355 | 0.2339 |



| LTE Band 71 (GT - LC = 2.00 dB) 16QAM | | | | | | | | | |
|---------------------------------------|--------|--------|--------|--------|--------|--------|--------|--------|--------|
| Bandwidth | 5M | | | 10M | | | 15M | | |
| Channel | 133147 | 133297 | 133447 | 133172 | 133297 | 133422 | 133197 | 133297 | 133397 |
| | (Low) | (Mid) | (High) | (Low) | (Mid) | (High) | (Low) | (Mid) | (High) |
| Frequency (MHz) | 665.5 | 680.5 | 695.5 | 668 | 680.5 | 693 | 670.5 | 680.5 | 690.5 |
| Conducted Power (dBm) | 22.26 | 22.17 | 22.60 | 22.36 | 22.11 | 22.49 | 22.36 | 22.34 | 22.20 |
| Conducted Power (Watts) | 0.1683 | 0.1648 | 0.1820 | 0.1722 | 0.1626 | 0.1774 | 0.1722 | 0.1714 | 0.1660 |
| ERP(dBm) | 22.11 | 22.02 | 22.45 | 22.21 | 21.96 | 22.34 | 22.21 | 22.19 | 22.05 |
| ERP(Watts) | 0.1626 | 0.1592 | 0.1758 | 0.1663 | 0.1570 | 0.1714 | 0.1663 | 0.1656 | 0.1603 |

| LTE Band 71 (GT - LC = 2.00 dB) 16QAM | | | |
|---------------------------------------|--------|--------|--------|
| Bandwidth | 20M | | |
| Channel | 133222 | 133297 | 133372 |
| | (Low) | (Mid) | (High) |
| Frequency (MHz) | 673 | 680.5 | 688 |
| Conducted Power (dBm) | 22.99 | 22.61 | 22.80 |
| Conducted Power (Watts) | 0.1991 | 0.1824 | 0.1905 |
| ERP(dBm) | 22.84 | 22.46 | 22.65 |
| ERP(Watts) | 0.1923 | 0.1762 | 0.1841 |



Peak-to-Average Ratio

| Mode | LTE Band 2 / 20MHz | | | | |
|------------|--------------------|---------|-------|---------|-------------|
| Mod. | QPSK | | 16QAM | | Limit: 13dB |
| RB Size | 1RB | Full RB | 1RB | Full RB | Result |
| Lowest CH | 2.49 | 3.74 | 3.65 | 4.61 | PASS |
| Middle CH | 2.67 | 3.77 | 3.85 | 4.75 | |
| Highest CH | 2.72 | 3.74 | 3.54 | 4.58 | |

| Mode | LTE Band 4 / 20MHz | | | | |
|------------|--------------------|---------|-------|---------|-------------|
| Mod. | QPSK | | 16QAM | | Limit: 13dB |
| RB Size | 1RB | Full RB | 1RB | Full RB | Result |
| Lowest CH | 2.55 | 3.71 | 3.33 | 4.58 | PASS |
| Middle CH | 2.64 | 3.83 | 3.45 | 4.67 | |
| Highest CH | 2.7 | 3.74 | 3.45 | 4.67 | |

| Mode | LTE Band 5 / 10MHz | | | | |
|------------|--------------------|---------|-------|---------|-------------|
| Mod. | QPSK | | 16QAM | | Limit: 13dB |
| RB Size | 1RB | Full RB | 1RB | Full RB | Result |
| Lowest CH | 4.72 | 4.96 | 5.13 | 5.94 | PASS |
| Middle CH | 4.14 | 4.90 | 5.04 | 5.77 | |
| Highest CH | 4.72 | 5.16 | 5.83 | 6.03 | |

| Mode | LTE Band 12 / 10MHz | | | | |
|------------|---------------------|---------|-------|---------|-------------|
| Mod. | QPSK | | 16QAM | | Limit: 13dB |
| RB Size | 1RB | Full RB | 1RB | Full RB | Result |
| Lowest CH | 4.35 | 4.81 | 5.3 | 5.77 | PASS |
| Middle CH | 4.06 | 4.93 | 5.19 | 5.97 | |
| Highest CH | 4.35 | 4.84 | 5.01 | 5.83 | |

| Mode | LTE Band 13 / 10MHz | | | | |
|------------|---------------------|---------|-------|---------|-------------|
| Mod. | QPSK | | 16QAM | | Limit: 13dB |
| RB Size | 1RB | Full RB | 1RB | Full RB | Result |
| Lowest CH | - | - | - | - | PASS |
| Middle CH | 4.29 | 4.87 | 4.96 | 5.88 | |
| Highest CH | - | - | - | - | |



| Mode | LTE Band 17 / 10MHz | | | | |
|------------|---------------------|---------|-------|---------|-------------|
| Mod. | QPSK | | 16QAM | | Limit: 13dB |
| RB Size | 1RB | Full RB | 1RB | Full RB | Result |
| Lowest CH | 4.17 | 5.10 | 5.01 | 6.06 | PASS |
| Middle CH | 4.23 | 5.07 | 5.16 | 5.97 | |
| Highest CH | 4.35 | 5.01 | 4.93 | 6.03 | |

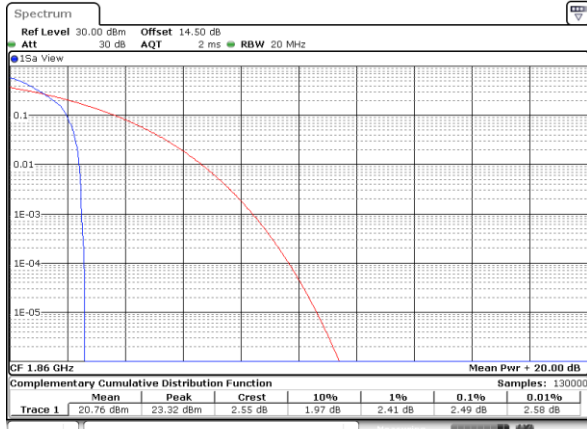
| Mode | LTE Band 66 / 20MHz | | | | |
|------------|---------------------|---------|-------|---------|-------------|
| Mod. | QPSK | | 16QAM | | Limit: 13dB |
| RB Size | 1RB | Full RB | 1RB | Full RB | Result |
| Lowest CH | 3.62 | 4.2 | 3.51 | 5.25 | PASS |
| Middle CH | 3.65 | 4.35 | 4.96 | 5.39 | |
| Highest CH | 3.45 | 4.14 | 4.49 | 5.13 | |

| Mode | LTE Band 71 / 20MHz | | | | |
|------------|---------------------|---------|-------|---------|-------------|
| Mod. | QPSK | | 16QAM | | Limit: 13dB |
| RB Size | 1RB | Full RB | 1RB | Full RB | Result |
| Lowest CH | 4.03 | 4.64 | 4.96 | 5.65 | PASS |
| Middle CH | 4.14 | 4.58 | 4.2 | 5.57 | |
| Highest CH | 3.83 | 4.41 | 4.99 | 5.48 | |



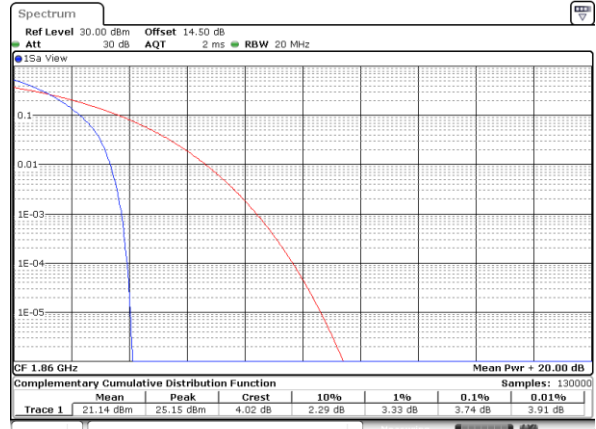
LTE Band 2 / 20MHz / QPSK

Lowest Channel / 1RB



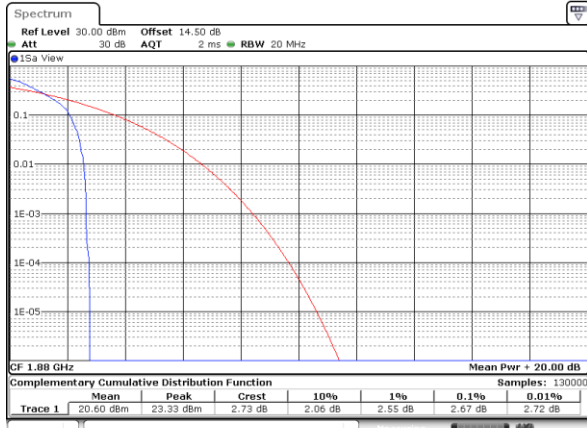
Date: 7.NOV.2018 17:47:16

Lowest Channel / Full RB



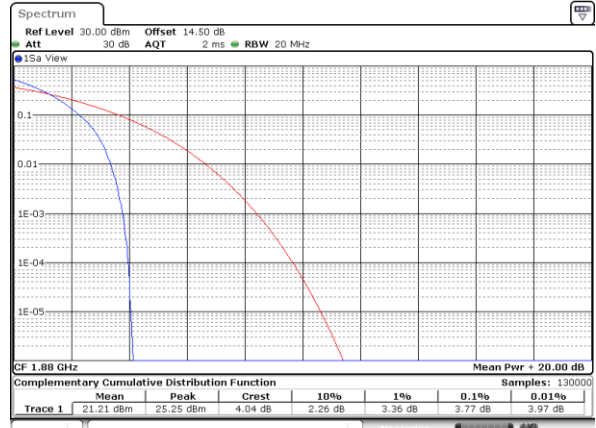
Date: 7.NOV.2018 17:47:25

Middle Channel / 1RB



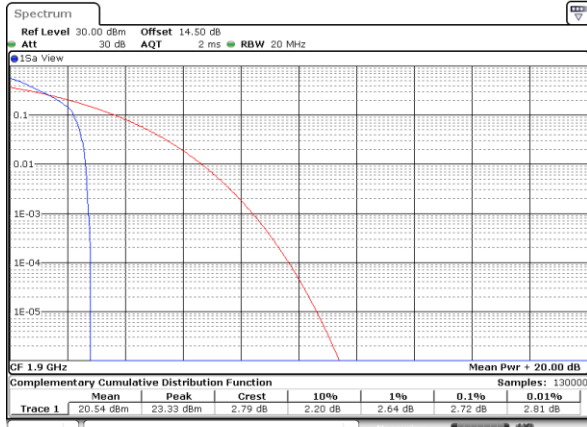
Date: 7.NOV.2018 17:47:34

Middle Channel / Full RB



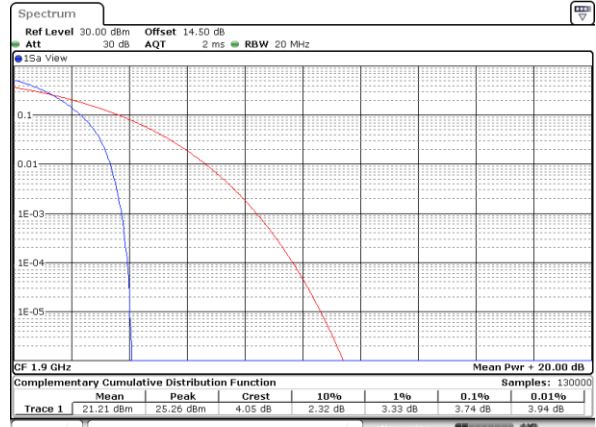
Date: 7.NOV.2018 17:47:43

Highest Channel / 1RB



Date: 7.NOV.2018 17:47:57

Highest Channel / Full RB

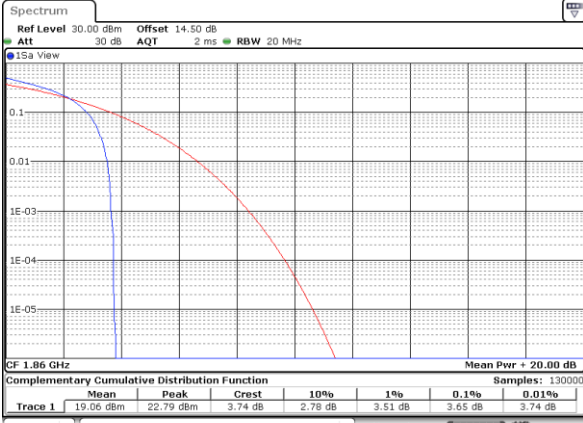


Date: 7.NOV.2018 17:48:06



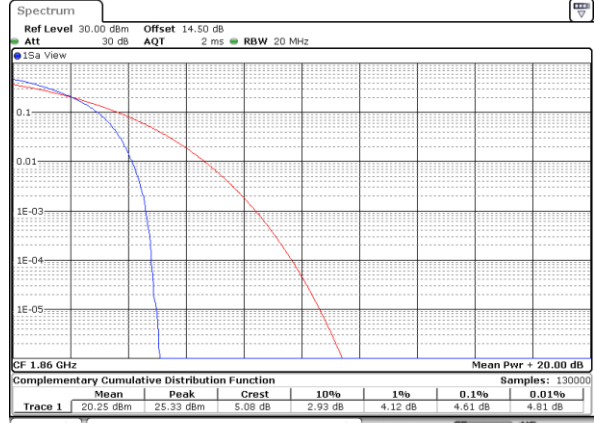
LTE Band 2 / 20MHz / 16QAM

Lowest Channel / 1RB



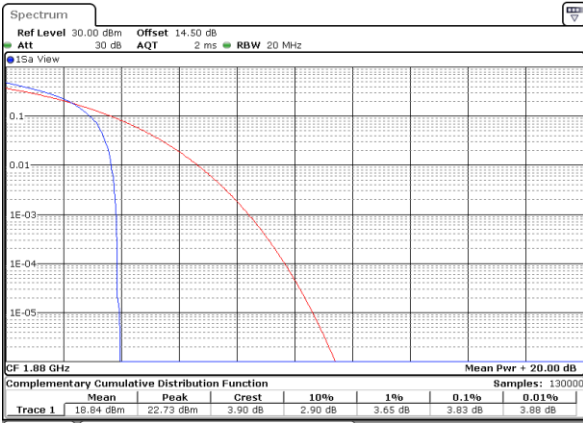
Date: 7,NOV,2018 17:46:21

Lowest Channel / Full RB



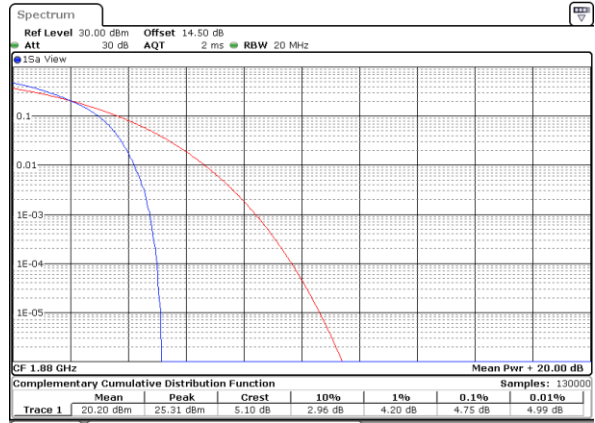
Date: 7,NOV,2018 17:46:30

Middle Channel / 1RB



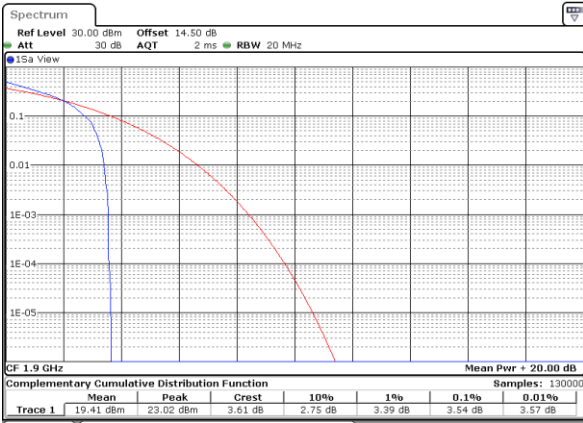
Date: 7,NOV,2018 17:46:39

Middle Channel / Full RB



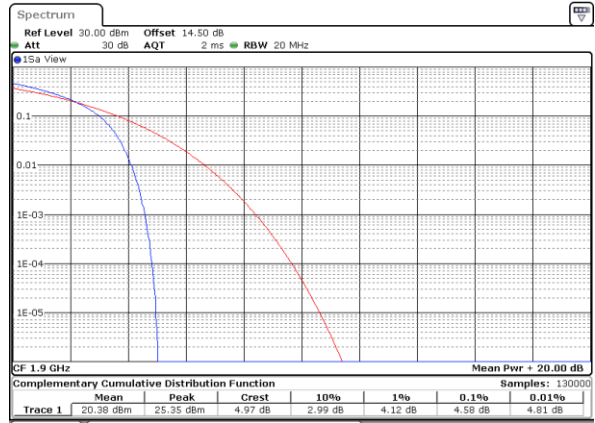
Date: 7,NOV,2018 17:46:49

Highest Channel / 1RB



Date: 7,NOV,2018 17:46:58

Highest Channel / Full RB

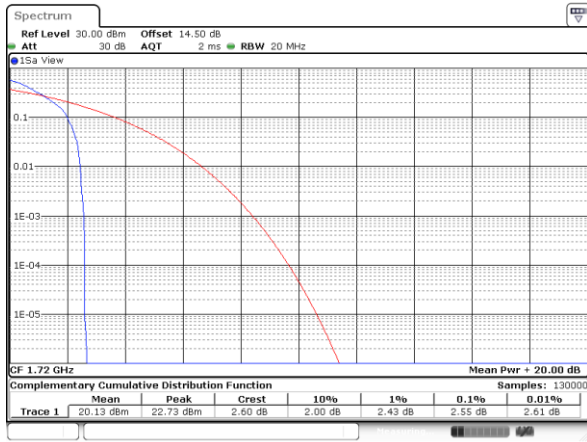


Date: 7,NOV,2018 17:47:07



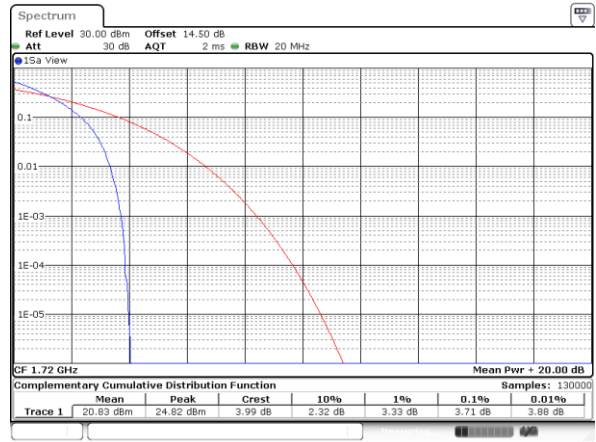
LTE Band 4 / 20MHz / QPSK

Lowest Channel / 1RB



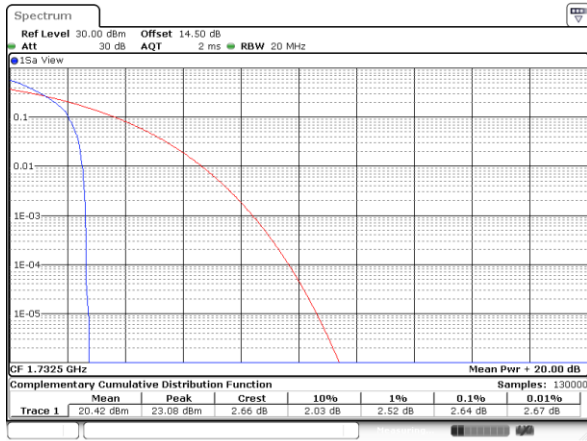
Date: 8,NOV,2018 22:11:32

Lowest Channel / Full RB



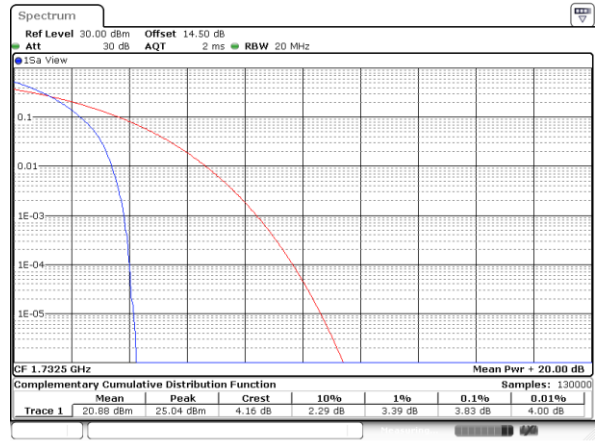
Date: 8,NOV,2018 22:11:01

Middle Channel / 1RB



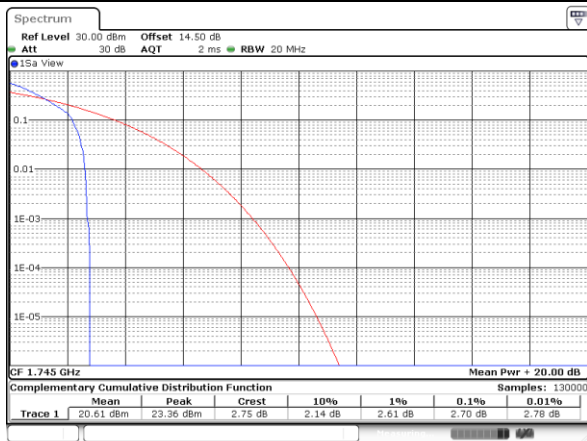
Date: 8,NOV,2018 22:11:44

Middle Channel / Full RB



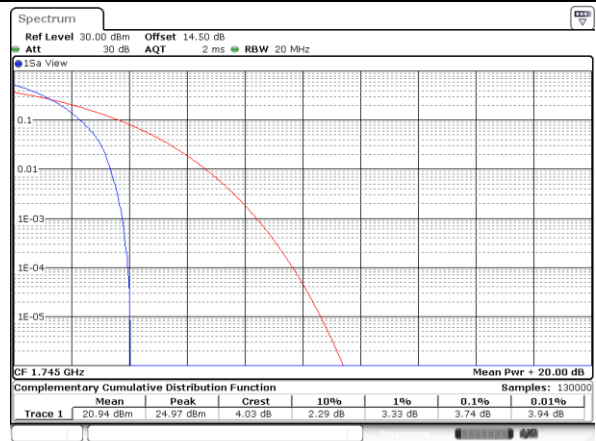
Date: 8,NOV,2018 22:11:10

Highest Channel / 1RB



Date: 8,NOV,2018 22:11:54

Highest Channel / Full RB

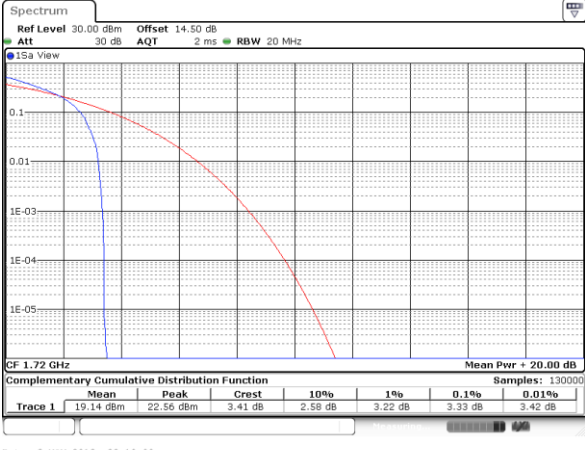


Date: 8,NOV,2018 22:11:21



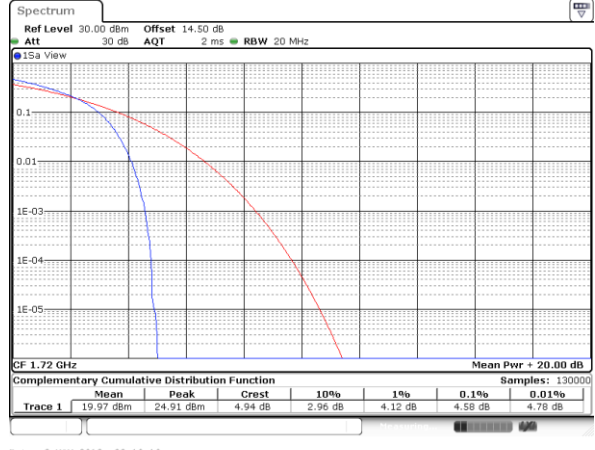
LTE Band 4 / 20MHz / 16QAM

Lowest Channel / 1RB



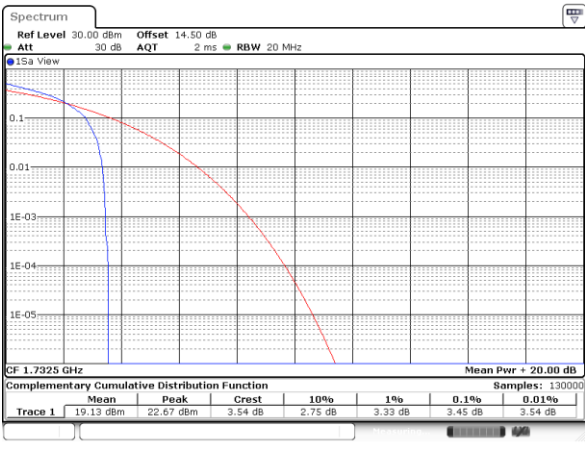
Date: 8,NOV,2018 22:10:00

Lowest Channel / Full RB



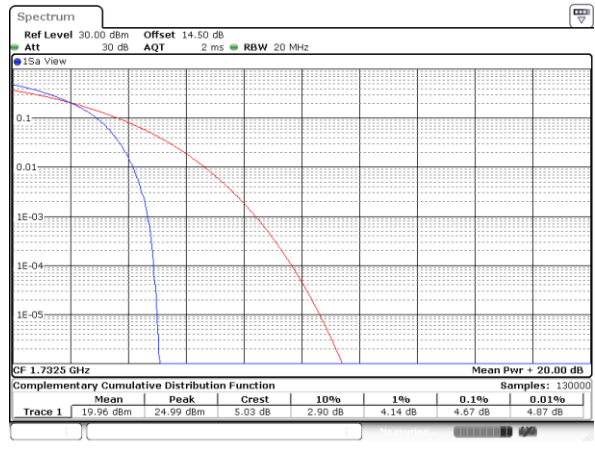
Date: 8,NOV,2018 22:10:10

Middle Channel / 1RB



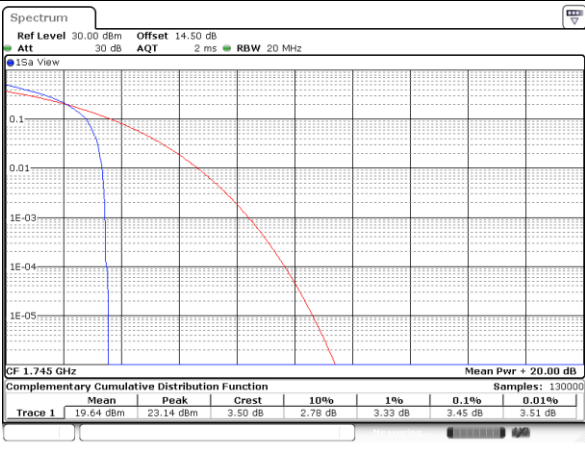
Date: 8,NOV,2018 22:10:19

Middle Channel / Full RB



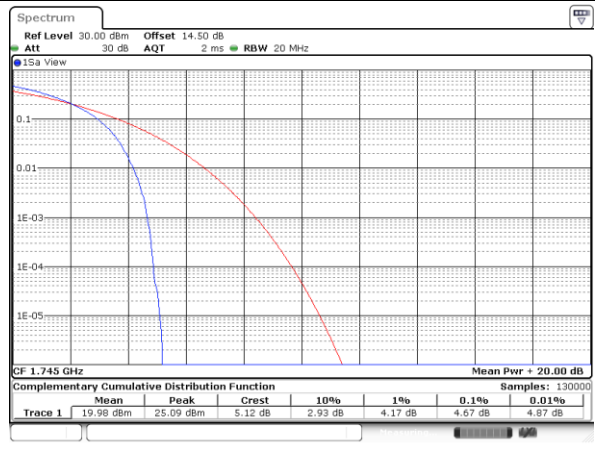
Date: 8,NOV,2018 22:10:29

Highest Channel / 1RB



Date: 8,NOV,2018 22:10:39

Highest Channel / Full RB



Date: 8,NOV,2018 22:10:50



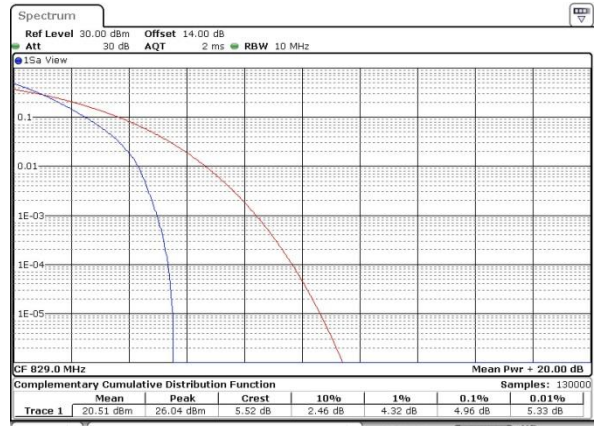
LTE Band 5 / 10MHz / QPSK

Lowest Channel / 1RB



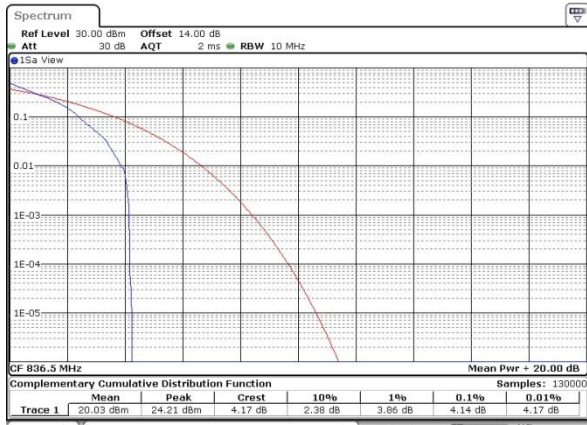
Date: 9.NOV.2018 10:50:22

Lowest Channel / Full RB



Date: 9.NOV.2018 10:50:58

Middle Channel / 1RB



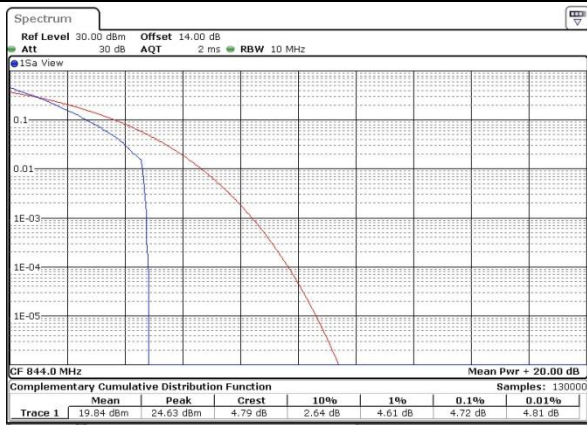
Date: 9.NOV.2018 10:50:24

Middle Channel / Full RB



Date: 9.NOV.2018 10:51:13

Highest Channel / 1RB



Date: 9.NOV.2018 10:50:45

Highest Channel / Full RB



Date: 9.NOV.2018 10:51:35



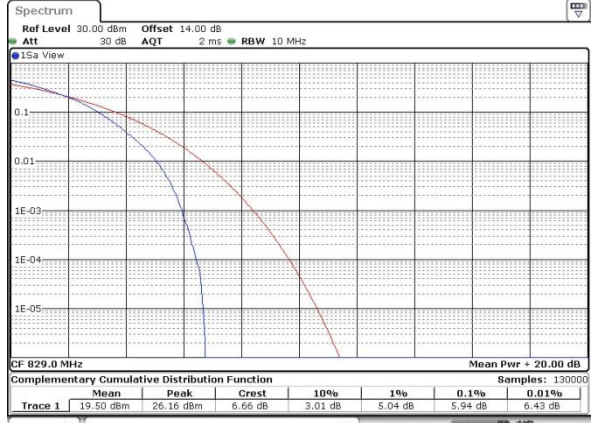
LTE Band 5 / 10MHz / 16QAM

Lowest Channel / 1RB



Date: 9.NOV.2018 10:49:02

Lowest Channel / Full RB



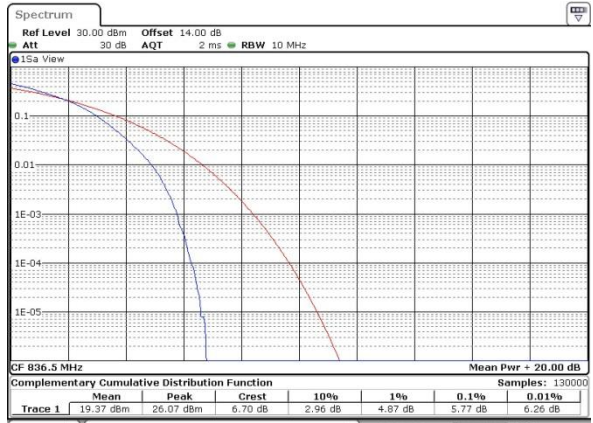
Date: 9.NOV.2018 10:49:12

Middle Channel / 1RB



Date: 9.NOV.2018 10:49:25

Middle Channel / Full RB



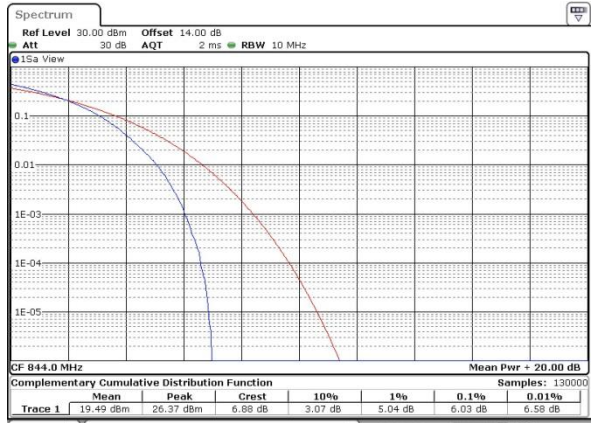
Date: 9.NOV.2018 10:49:37

Highest Channel / 1RB



Date: 9.NOV.2018 10:49:51

Highest Channel / Full RB

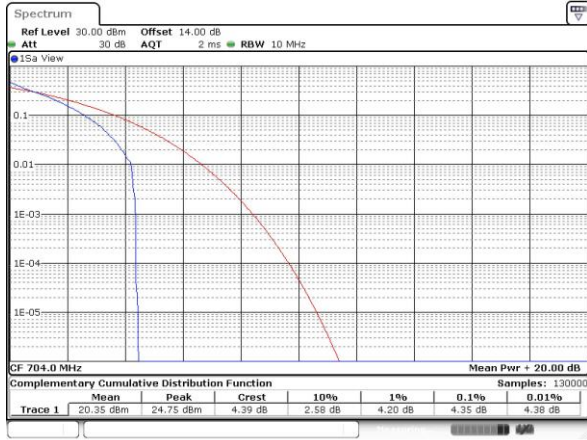


Date: 9.NOV.2018 10:50:10



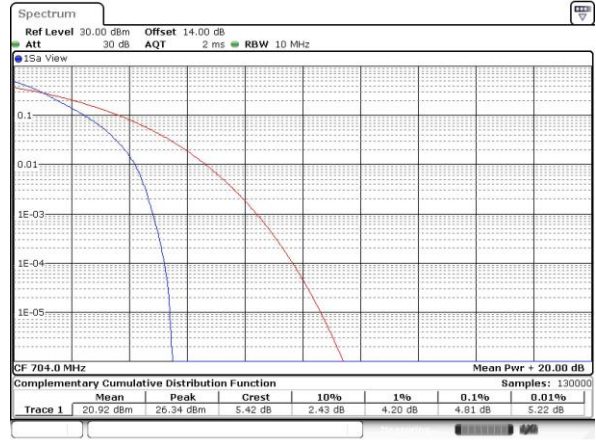
LTE Band 12 / 10MHz / QPSK

Lowest Channel / 1RB



Date: 9,NOV,2018 10:27:34

Lowest Channel / Full RB



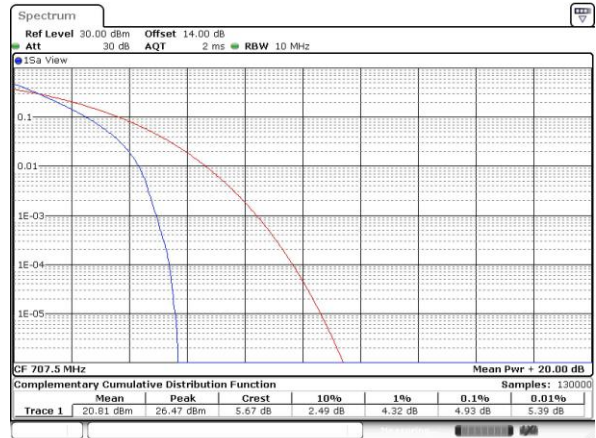
Date: 9,NOV,2018 10:27:46

Middle Channel / 1RB



Date: 9,NOV,2018 10:27:58

Middle Channel / Full RB



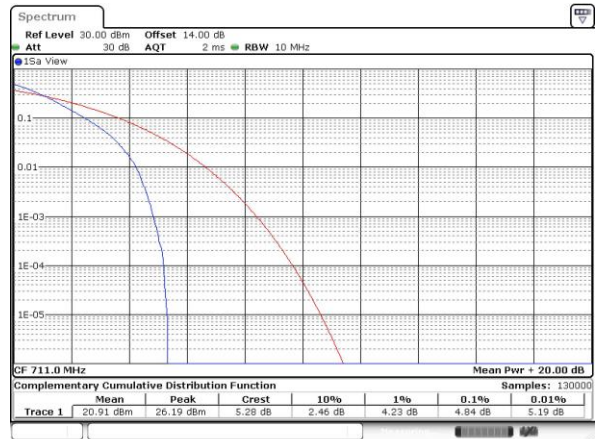
Date: 9,NOV,2018 10:28:09

Highest Channel / 1RB



Date: 9,NOV,2018 10:28:27

Highest Channel / Full RB

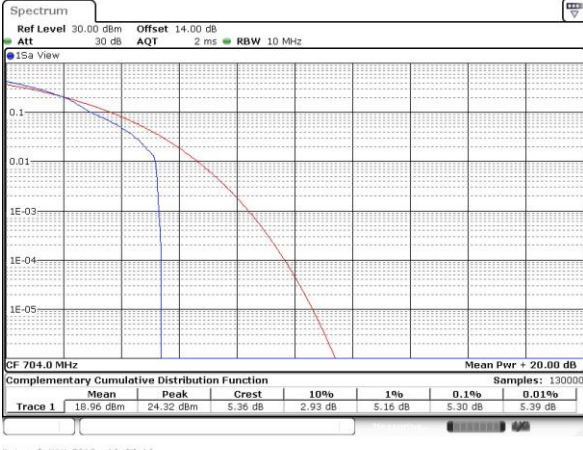


Date: 9,NOV,2018 10:28:39



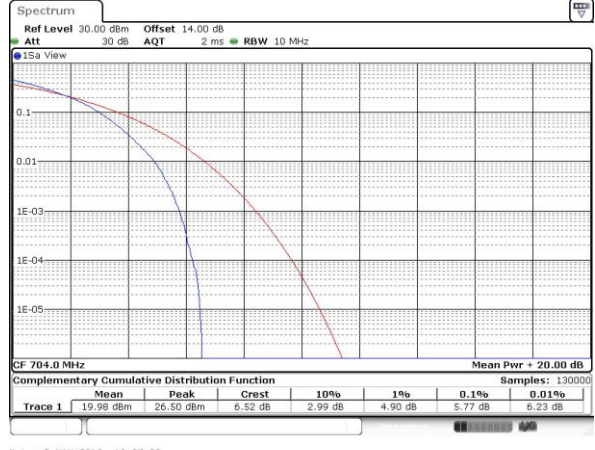
LTE Band 12 / 10MHz / 16QAM

Lowest Channel / 1RB



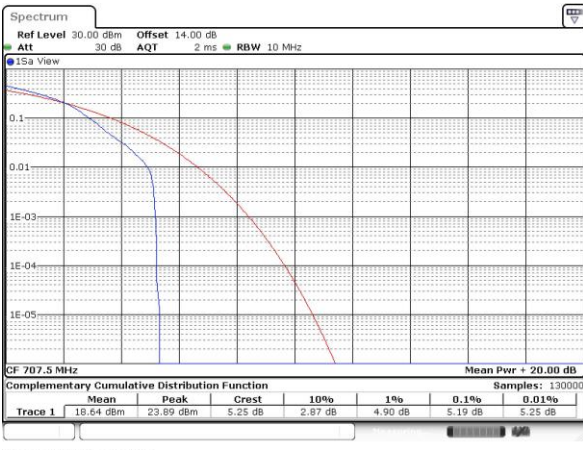
Date: 9,NOV,2018 10:26:10

Lowest Channel / Full RB



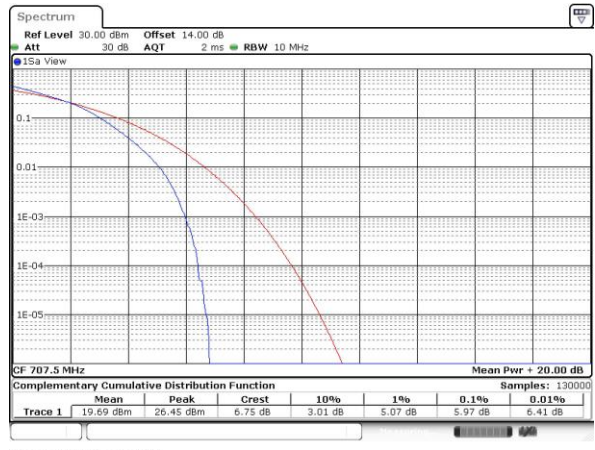
Date: 9,NOV,2018 10:26:23

Middle Channel / 1RB



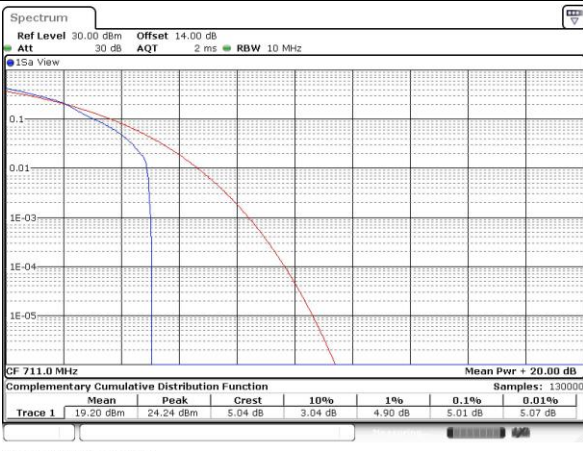
Date: 9,NOV,2018 10:26:36

Middle Channel / Full RB



Date: 9,NOV,2018 10:26:55

Highest Channel / 1RB



Date: 9,NOV,2018 10:27:07

Highest Channel / Full RB

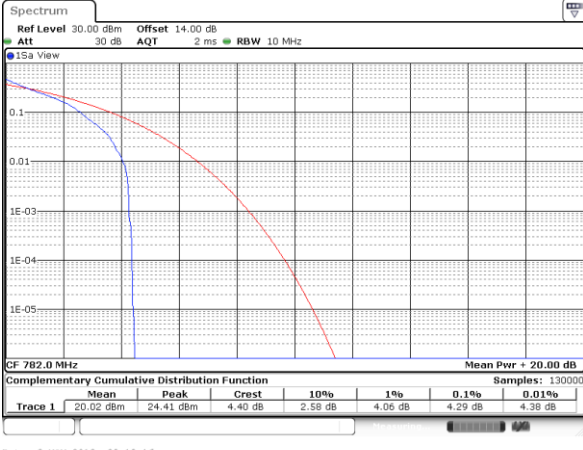


Date: 9,NOV,2018 10:27:20



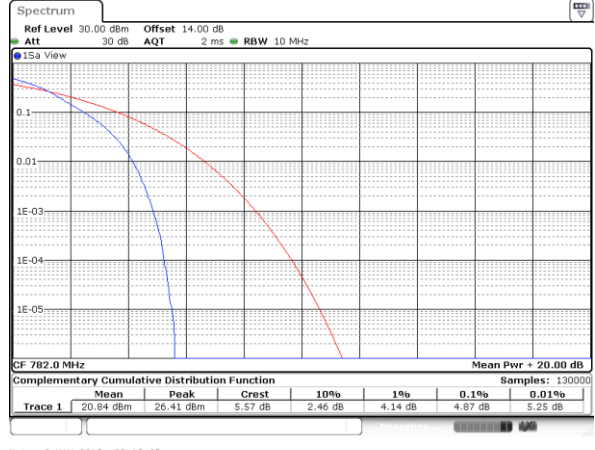
LTE Band 13 / 10MHz / QPSK

Middle Channel/ 1RB



Date: 8.NOV.2018 23:13:16

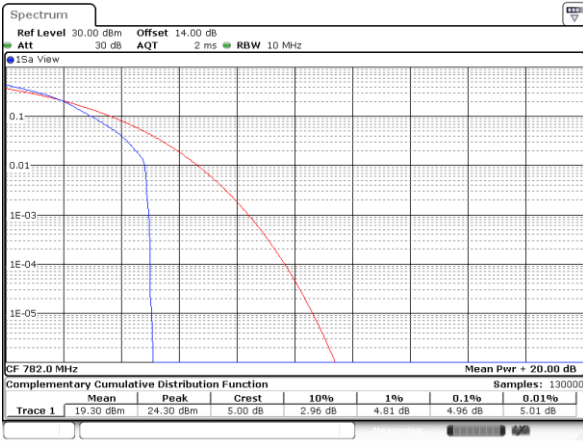
Middle Channel / Full RB



Date: 8.NOV.2018 23:13:25

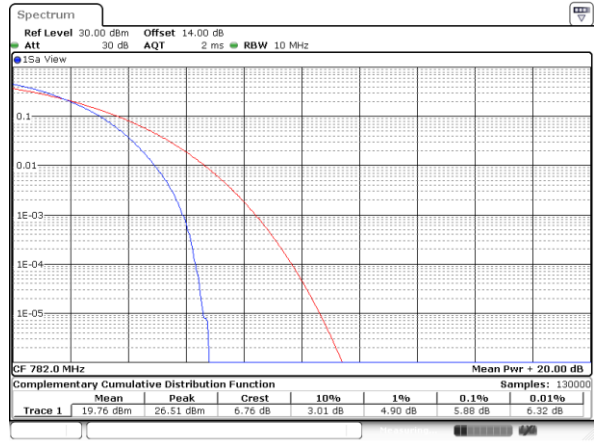
LTE Band 13 / 10MHz / 16QAM

Middle Channel/ 1RB



Date: 8.NOV.2018 23:12:56

Middle Channel / Full RB

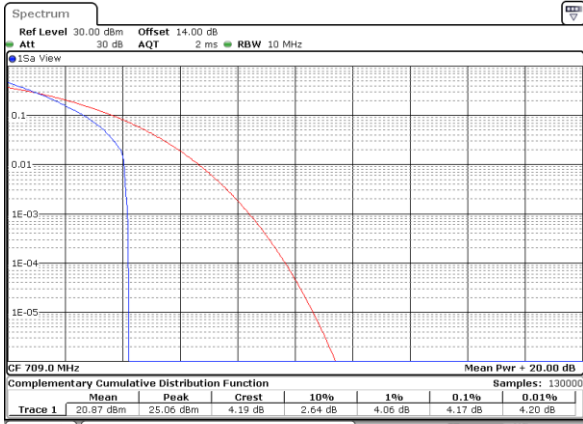


Date: 8.NOV.2018 23:13:07



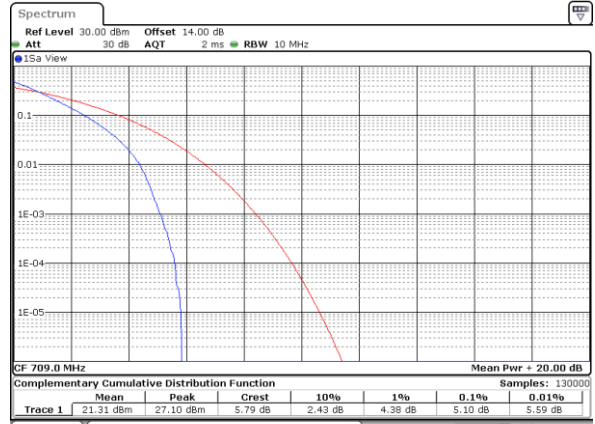
LTE Band 17 / 10MHz / QPSK

Lowest Channel / 1RB



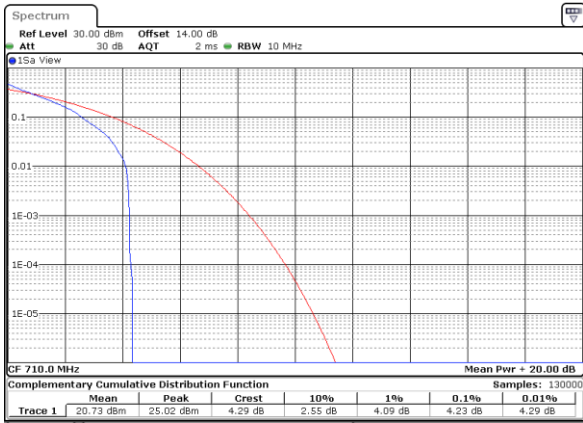
Date: 17.NOV.2018 14:41:37

Lowest Channel / Full RB



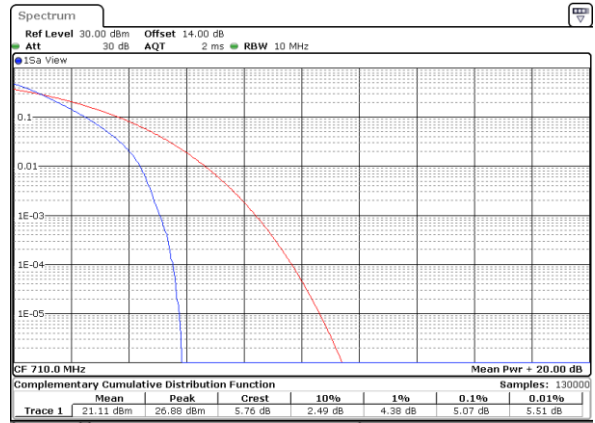
Date: 17.NOV.2018 14:41:54

Middle Channel / 1RB



Date: 17.NOV.2018 14:42:22

Middle Channel / Full RB



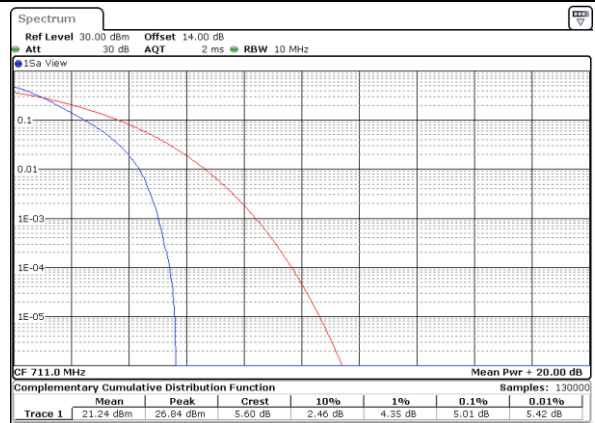
Date: 17.NOV.2018 14:42:08

Highest Channel / 1RB



Date: 17.NOV.2018 14:42:41

Highest Channel / Full RB

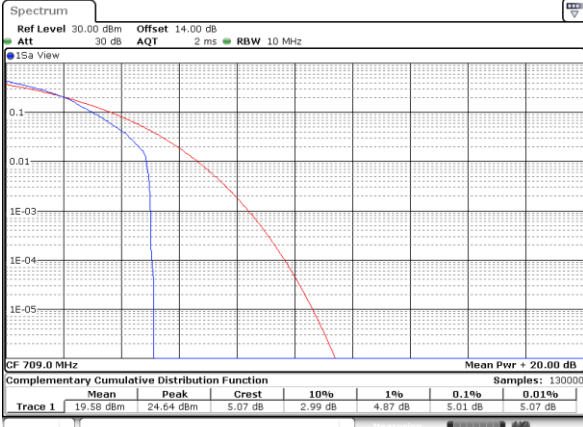


Date: 17.NOV.2018 14:42:55



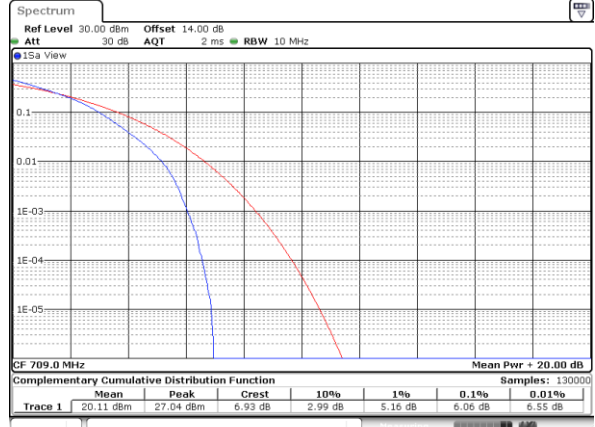
LTE Band 17 / 10MHz / 16QAM

Lowest Channel / 1RB



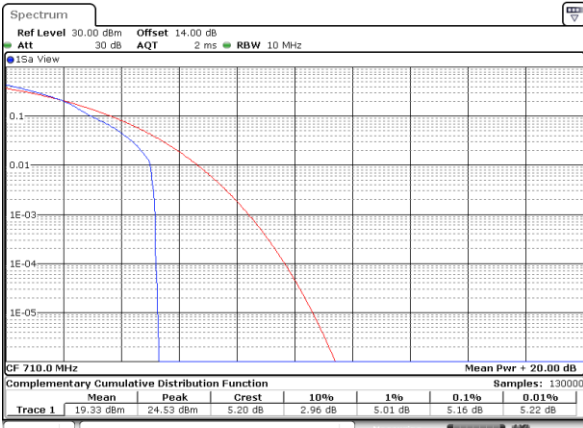
Date: 17.NOV.2018 11:22:37

Lowest Channel / Full RB



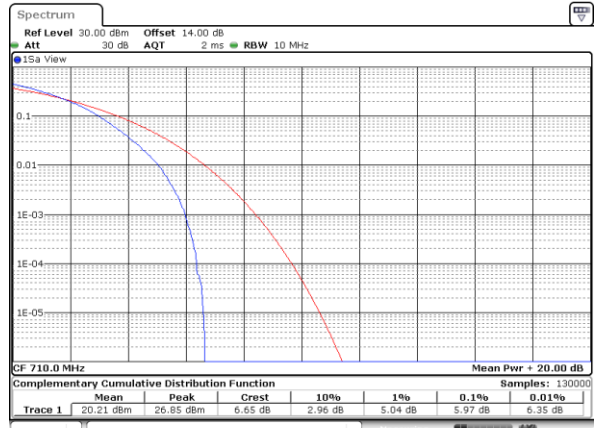
Date: 17.NOV.2018 11:31:49

Middle Channel / 1RB



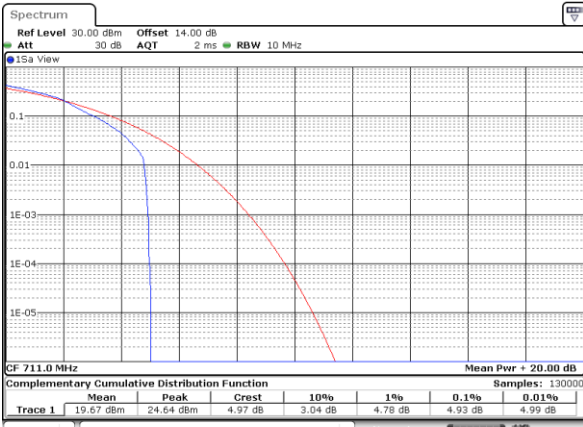
Date: 17.NOV.2018 11:39:18

Middle Channel / Full RB



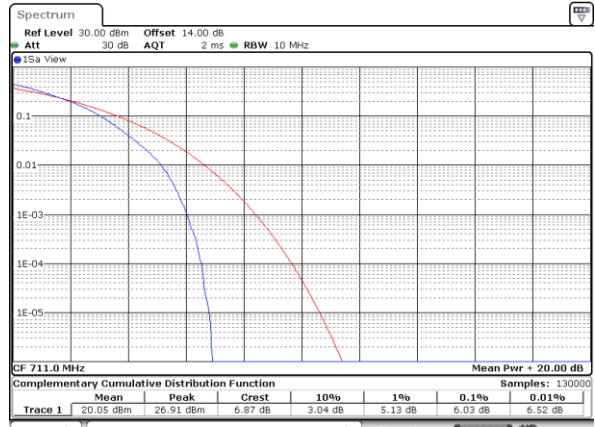
Date: 17.NOV.2018 12:26:59

Highest Channel / 1RB



Date: 17.NOV.2018 12:29:18

Highest Channel / Full RB

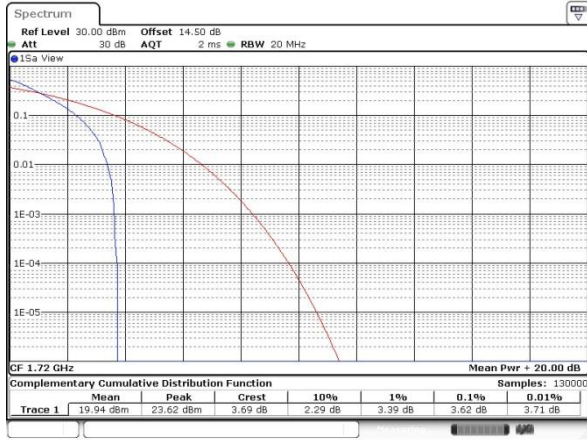


Date: 17.NOV.2018 14:22:45



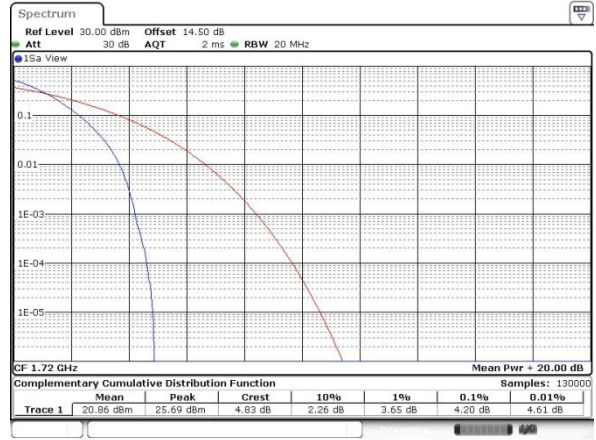
LTE Band 66 / 20MHz / QPSK

Lowest Channel / 1RB



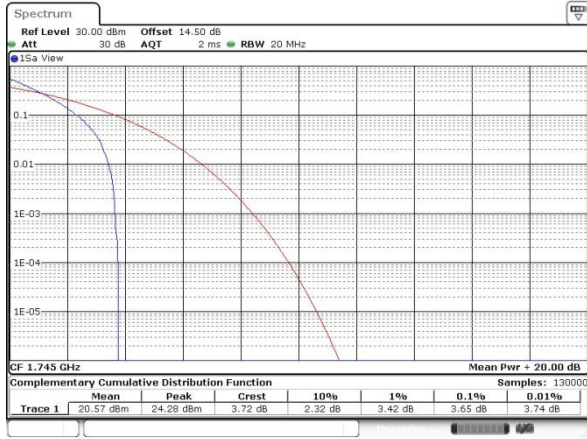
Date: 9.NOV.2018 17:00:11

Lowest Channel / Full RB



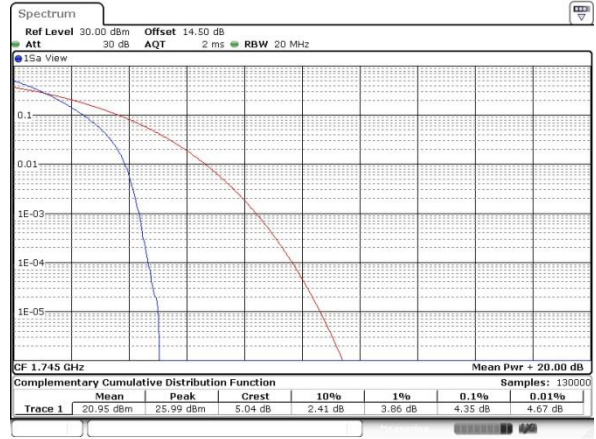
Date: 9.NOV.2018 17:03:51

Middle Channel / 1RB



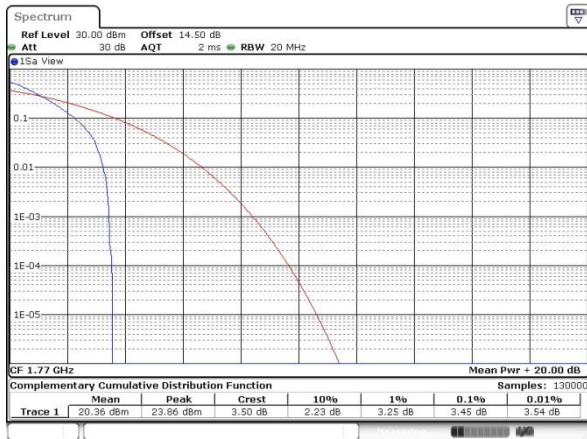
Date: 9.NOV.2018 17:08:23

Middle Channel / Full RB



Date: 9.NOV.2018 17:04:40

Highest Channel / 1RB



Date: 9.NOV.2018 17:06:54

Highest Channel / Full RB



Date: 9.NOV.2018 17:06:33