



Figure 8



Test Setup for Radiated Rx Emissions 30MHz to 1GHz – Horizontal Polarity - Duck



Test Setup for Radiated Rx Emissions 30MHz to 1GHz – Vertical Polarity - Duck

Figure 9




Test Setup for Radiated Rx Emissions Above 1GHz – Horizontal Polarity - Duck




Test Setup for Radiated Rx Emissions Above 1GHz – Vertical Polarity - Duck

Figure 10




Test Setup for Radiated Rx Emissions 30MHz to 1GHz – Horizontal Polarity - Whip



Test Setup for Radiated Rx Emissions 30MHz to 1GHz – Vertical Polarity - Whip



Figure 11



Test Setup for Radiated Rx Emissions Above 1GHz – Horizontal Polarity - Whip



Test Setup for Radiated Rx Emissions Above 1GHz – Vertical Polarity - Whip