


Figure 2



Test Setup for Conducted Emissions (L2)



Test Setup for Conducted Emissions (L1)

Figure 3




Test Setup for Radiated Emissions – 30MHz to 1 GHz, Horizontal Polarization




Test Setup for Radiated Emissions – 30MHz to 1 GHz, Vertical Polarization

Figure 4



Test Setup for Radiated Emissions – 1 GHz to 10GHz, Horizontal Polarization



Test Setup for Radiated Emissions – 1 GHz to 10GHz, Vertical Polarization



Figure 5



Direct Antenna Port Setup



Direct Antenna Port Setup