



Prüfbericht-Nr.: <i>Test report no.:</i>	60412421 001	Auftrags-Nr.: <i>Order no.:</i>	168277703	Seite 1 von 19 Page 1 of 19																								
Kunden-Referenz-Nr.: <i>Client reference no.:</i>	N/A	Auftragsdatum: <i>Order date:</i>	2020-08-13																									
Auftraggeber: <i>Client:</i>	Cherry GmbH Cherrystr.,91275 Auerbach/OPf. Germany																											
Prüfgegenstand: <i>Test item:</i>	Wireless Desktop																											
Bezeichnung / Typ-Nr.: <i>Identification / Type no.:</i>	JD-70K (Trademark: CHERRY)																											
Auftrags-Inhalt: <i>Order content:</i>	FCC approval																											
Prüfgrundlage: <i>Test specification:</i>	CFR47 FCC Part 15: Subpart C Section 15.249 CFR47 FCC Part 15: Subpart C Section 15.209 CFR47 FCC Part 2: Section 2.1093																											
Wareneingangsdatum: <i>Date of sample receipt:</i>	2020-08-13	Please refer to photo documents																										
Prüfmuster-Nr.: <i>Test sample no.:</i>	A002887787-001, 002																											
Prüfzeitraum: <i>Testing period:</i>	2020-08-14 – 2020-09-18																											
Ort der Prüfung: <i>Place of testing:</i>	TÜV Rheinland (Shenzhen) Co., Ltd.																											
Prüflaboratorium: <i>Testing laboratory:</i>	TÜV Rheinland (Shenzhen) Co., Ltd.																											
Prüfergebnis*: <i>Test result*:</i>	Pass																											
geprüft von: <i>tested by:</i>	genehmigt von: <i>authorized by:</i>																											
Datum: <i>Date:</i> 2020-09-21			Ausstellungsdatum: <i>Issue date:</i> 2020-09-21 																									
Stellung / Position	Alex Lan / Senior Project Engineer		Stellung / Position Winnie Hou / Technical Certifier																									
Sonstiges / Other: FCC ID: GDDJD-70K																												
Zustand des Prüfgegenstandes bei Anlieferung: <i>Condition of the test item at delivery:</i>		Prüfmuster vollständig und unbeschädigt <i>Test item complete and undamaged:</i>																										
<table border="0"> <tr> <td>* Legende:</td> <td>1 = sehr gut</td> <td>2 = gut</td> <td>3 = befriedigend</td> <td>4 = ausreichend</td> <td>5 = mangelhaft</td> </tr> <tr> <td></td> <td>P(ass) = entspricht o.g. Prüfgrundlage(n)</td> <td>F(ail) = entspricht nicht o.g. Prüfgrundlage(n)</td> <td></td> <td>N/A = nicht anwendbar</td> <td>N/T = nicht getestet</td> </tr> <tr> <td>Legend:</td> <td>1 = very good</td> <td>2 = good</td> <td>3 = satisfactory</td> <td>4 = sufficient</td> <td>5 = poor</td> </tr> <tr> <td></td> <td>P(ass) = passed a.m. test specifications(s)</td> <td>F(ail) = failed a.m. test specifications(s)</td> <td></td> <td>N/A = not applicable</td> <td>N/T = not tested</td> </tr> </table>					* Legende:	1 = sehr gut	2 = gut	3 = befriedigend	4 = ausreichend	5 = mangelhaft		P(ass) = entspricht o.g. Prüfgrundlage(n)	F(ail) = entspricht nicht o.g. Prüfgrundlage(n)		N/A = nicht anwendbar	N/T = nicht getestet	Legend:	1 = very good	2 = good	3 = satisfactory	4 = sufficient	5 = poor		P(ass) = passed a.m. test specifications(s)	F(ail) = failed a.m. test specifications(s)		N/A = not applicable	N/T = not tested
* Legende:	1 = sehr gut	2 = gut	3 = befriedigend	4 = ausreichend	5 = mangelhaft																							
	P(ass) = entspricht o.g. Prüfgrundlage(n)	F(ail) = entspricht nicht o.g. Prüfgrundlage(n)		N/A = nicht anwendbar	N/T = nicht getestet																							
Legend:	1 = very good	2 = good	3 = satisfactory	4 = sufficient	5 = poor																							
	P(ass) = passed a.m. test specifications(s)	F(ail) = failed a.m. test specifications(s)		N/A = not applicable	N/T = not tested																							
<p>Dieser Prüfbericht bezieht sich nur auf das o.g. Prüfmuster und darf ohne Genehmigung der Prüfstelle nicht auszugsweise vervielfältigt werden. Dieser Bericht berechtigt nicht zur Verwendung eines Prüfzeichens.</p> <p><i>This test report only relates to the a. m. test sample. Without permission of the test center this test report is not permitted to be duplicated in extracts. This test report does not entitle to carry any test mark.</i></p>																												

v05

Test Summary

5.1.1 ANTENNA REQUIREMENT

RESULT: Pass

5.1.2 FUNDAMENTAL & HARMONICS RADIATED EMISSION

RESULT: Pass

5.1.3 20dB BANDWIDTH

RESULT: Pass

5.1.4 RADIATED SPURIOUS EMISSION & BAND EDGE

RESULT: Pass

6.1.1 ELECTROMAGNETIC FIELDS

RESULT: Pass

Contents

1	GENERAL REMARKS	4
1.1	COMPLEMENTARY MATERIALS.....	4
2	TEST SITES.....	4
2.1	TEST FACILITIES	4
2.2	LIST OF TEST AND MEASUREMENT INSTRUMENTS	5
2.3	TRACEABILITY	7
2.4	CALIBRATION.....	7
2.5	MEASUREMENT UNCERTAINTY.....	7
2.6	LOCATION OF ORIGINAL DATA.....	7
2.7	STATUS OF FACILITY USED FOR TESTING	7
3	GENERAL PRODUCT INFORMATION	8
3.1	PRODUCT FUNCTION AND INTENDED USE	8
3.2	RATINGS AND SYSTEM DETAILS.....	8
3.3	INDEPENDENT OPERATION MODES.....	9
3.4	NOISE GENERATING AND NOISE SUPPRESSING PARTS	9
3.5	SUBMITTED DOCUMENTS.....	9
4	TEST SET-UP AND OPERATION MODES.....	10
4.1	PRINCIPLE OF CONFIGURATION SELECTION	10
4.2	TEST OPERATION AND TEST SOFTWARE	10
4.3	SPECIAL ACCESSORIES AND AUXILIARY EQUIPMENT	10
4.4	COUNTERMEASURES TO ACHIEVE EMC COMPLIANCE	10
4.5	TEST SETUP DIAGRAM	11
5	TEST RESULTS	13
5.1	TRANSMITTER REQUIREMENT & TEST SUITES.....	13
5.1.1	<i>Antenna Requirement.....</i>	<i>13</i>
5.1.2	<i>Fundamental & Harmonics Radiated Emission</i>	<i>14</i>
5.1.3	<i>20dB Bandwidth</i>	<i>15</i>
5.1.4	<i>Radiated Spurious Emission & Band Edge</i>	<i>17</i>
6	SAFETY HUMAN EXPOSURE.....	18
6.1	RADIO FREQUENCY EXPOSURE COMPLIANCE.....	18
6.1.1	<i>Electromagnetic Fields</i>	<i>18</i>
7	PHOTOGRAPHS OF THE TEST SET-UP	19
8	LIST OF TABLES.....	19

1 General Remarks

1.1 Complementary Materials

All attachments are integral parts of this test report. This applies especially to the following appendix:

Appendix A: Photographs of the Test Set-up

Appendix B: Test Results of General 2.4GHz wireless.

2 Test Sites

2.1 Test Facilities

TÜV Rheinland (Shenzhen) Co., Ltd. Testing Center

No. 362 Huanguan Road Middle, Longhua District, Shenzhen 518110, People's Republic of China

FCC Registration No.: 694916

IC Registration No.: 25069

2.2 List of Test and Measurement Instruments

Table 1: List of Test and Measurement Equipment

Radio Spectrum Testing				
Equipment	Manufacturer	Model No.	Serial No.	Cal. Until
Wireless Connectivity Tester	Rohde & Schwarz	CMW270	101375	2021-08-30
Signal Analyzer	Rohde & Schwarz	FSV 40	101441	2021-08-30
Vector Signal Generator	Rohde & Schwarz	SMBV100A	263301	2021-08-30
Signal Generator	Rohde & Schwarz	SMB100A	115186	2021-08-30
OSP	Rohde & Schwarz	OSP 150	101017	2021-12-20
Control PC	DELL	OptiPlex 7050	FTJZ9P2	N/A
Test Software	Rohde & Schwarz	WMS32 (V10.40.10)	N/A	N/A
Power Meter	Rohde & Schwarz	NRP2	107105	2021-12-20
Wideband Power Sensor	Rohde & Schwarz	NRP-Z81	105350	2021-12-20
Unwanted Emission Testing				
Equipment	Manufacturer	Model No.	Serial No.	Cal. Until
Signal Generator	Rohde & Schwarz	SMB100A	180840	2021-08-30
Wideband Radio Communication Tester	Rohde & Schwarz	CMW500	165339	2021-08-30
Signal Analyzer	Rohde & Schwarz	FSV 40	101440	2021-08-30
System Controller Interface	Rohde & Schwarz	SCI-100	S10010036	N/A
Filterbank	Rohde & Schwarz	CDMA	100751	2021-08-30
Filterbank	Rohde & Schwarz	GSM	100811	2021-08-30
OSP	Rohde & Schwarz	OSP 120	102041	N/A
OSP	Rohde & Schwarz	OSP 150	101385	N/A
Pre-amplifier	Rohde & Schwarz	SCU08F1	08320030	2021-08-30
Amplifier	Rohde & Schwarz	SCU-18F	180079	2021-08-30
Amplifier	Rohde & Schwarz	SCU40A	100450	2021-09-03
Trilog Broadband Antenna (30 MHz - 1 GHz)	Schwarzbeck	VULB9162	192	2021-09-02
Double-Ridged Antenna (1 -18 GHz)	ETS-LINDGREN	3117	00218719	2021-09-02
Wideband Ridged Horn Antenna (12-18 GHz)	Steatite	QMS-00208	18312	2021-09-02
Wideband Ridged Horn Antenna (18-40 GHz)	Steatite	QMS-00880	19066	2021-09-02
Biconical Broadband Antenna (30 MHz - 1 GHz)	Schwarzbeck	VUBA 9117	357	2021-09-02

Produkte
Products

Prüfbericht - Nr.: 60412421 001
Test Report No.

Seite 6 von 19
Page 6 of 19

Double Ridged Broadband Horn Antenna (1 – 18 GHz)	Schwarzbeck	BBHA 9120 D	01760	2021-09-02
Broadband Horn Antenna (15 – 40 GHz)	Schwarzbeck	BBHA 9170	00862	2021-09-02
Test software	Rohde & Schwarz	EMC32 (V10.40.00)	N/A	N/A
Control PC	Dell	OptiPlex 7050	36NW9P2	N/A

2.3 Traceability

All measurement equipment calibrations are traceable to NIM (National Institute of Metrology) or where calibration is performed in other countries, to equivalent nationally recognized standards organizations.

2.4 Calibration

Equipment requiring calibration is calibrated periodically by the manufacturer or according to manufacturer's specifications. Additionally all equipment is verified for proper performance on a regular basis using in house standards or comparisons.

2.5 Measurement Uncertainty

The estimated combined standard uncertainty for radiated emissions and conducted emissions measurements as below table.

Item		Extended Uncertainty
Radiated Emission (30-1000MHz)	Field strength (dB μ V/m)	\pm 5.16 dB
Radiated Emission (above 1000MHz)	Field strength (dB μ V/m)	\pm 2.22 dB
Radio Spectrum		\pm 4.51 dB

2.6 Location of Original Data

The original copies of all test data taken during actual testing were attached at Appendix A & B of this report and delivered to the applicant. A copy has been retained in the TÜV Rheinland (Guangdong) Ltd. file for certification follow-up purposes.

2.7 Status of Facility Used for Testing

The TÜV Rheinland (Shenzhen) Co., Ltd. Testing Center Test facility located at No. 362 Huanguan Road Middle, Longhua District, Shenzhen 518110, People's Republic of China is listed on the US Federal Communications Commission list of facilities approved to perform measurements.

3 General Product Information

3.1 Product Function and Intended Use

The EUT is Wireless Keyboard; it supports general 2.4GHz wireless technology.

For details refer to the User Manual, Technical Description and Circuit Diagram.

3.2 Ratings and System Details

Table 2: Technical Specification of EUT

General Information of EUT	Value
Kind of Equipment	Wireless Desktop
Type Designation	JD-70K
FCC ID	GDDJD-70K
Operating Voltage	DC 3V via 2*AAA battery
Testing Voltage	DC 3V
Operating Frequency	2408 ~ 2474MHz
Type of Modulation	GFSK
Channel Number	34 channel
Channel Separation	2 MHz
Antenna Type	Integral Antenna
Antenna number	1
Antenna Gain	-0.61 dBi Max

Table 3: RF Channel and Frequency

RF Channel	Frequency (MHz)	RF Channel	Frequency (MHz)	RF Channel	Frequency (MHz)	RF Channel	Frequency (MHz)
00	2408.00	09	2426.00	18	2444.00	27	2462.00
01	2410.00	10	2428.00	19	2446.00	28	2464.00
02	2412.00	11	2430.00	20	2448.00	29	2466.00
03	2414.00	12	2432.00	21	2450.00	30	2468.00
04	2416.00	13	2434.00	22	2452.00	31	2470.00
05	2418.00	14	2436.00	23	2454.00	32	2472.00
06	2420.00	15	2438.00	24	2456.00	33	2474.00
07	2422.00	16	2440.00	25	2458.00		
08	2424.00	17	2442.00	26	2460.00		

3.3 Independent Operation Modes

The basic operation modes are:

- A. On, transmitting mode
 - 1. Low channel
 - 2. Middle channel
 - 3. High channel
- B. On, normal operating
- C. Off

3.4 Noise Generating and Noise Suppressing Parts

Refer to Circuit Diagram for further details.

3.5 Submitted Documents

- Application Form
- Block Diagram
- FCC/IC Label and Location Info
- Operation Description
- Photo Document
- Schematics
- User Manual

4 Test Set-up and Operation Modes

4.1 Principle of Configuration Selection

Radio Spectrum: The equipment under test (EUT) was configured at its highest power output in order to measure its highest possible radiation and conducted level. The test modes were adapted accordingly in reference to the instructions for use.

Emission: The equipment under test (EUT) was configured to measure its highest possible radiation level. The test modes were adapted accordingly in reference to the instructions for use.

4.2 Test Operation and Test Software

Test operation refers to test setup in chapter 5. All tests were performed according to the procedures in ANSI C63.10: 2013 & ANSI C63.4:2014.

4.3 Special Accessories and Auxiliary Equipment

Table 4: List of Accessories and Auxiliary Equipment

Description	Manufacturer	Model
Notebook PC	Lenovo	ThinkPad X260

4.4 Countermeasures to Achieve EMC Compliance

The test sample which has been tested contained the noise suppression parts as described in the Technical Construction File (TCF).

No additional measures were employed to achieve compliance.

4.5 Test Setup Diagram

Diagram of Measurement Configuration for Radiation Test (Below 1GHz)

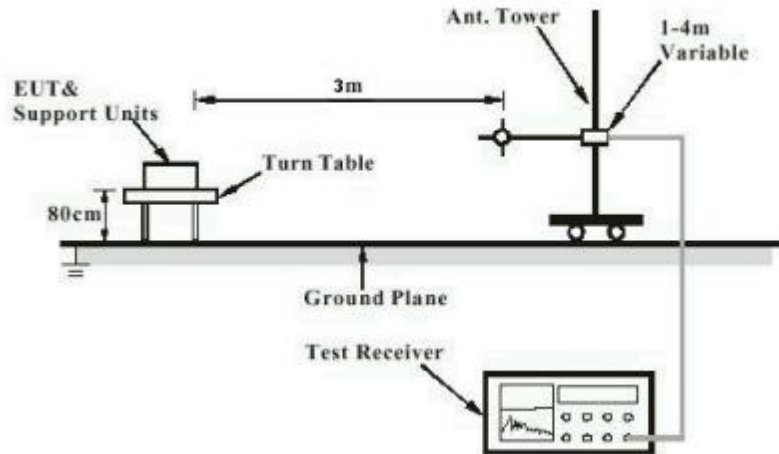


Diagram of Measurement Configuration for Radiation Test (Above 1GHz)

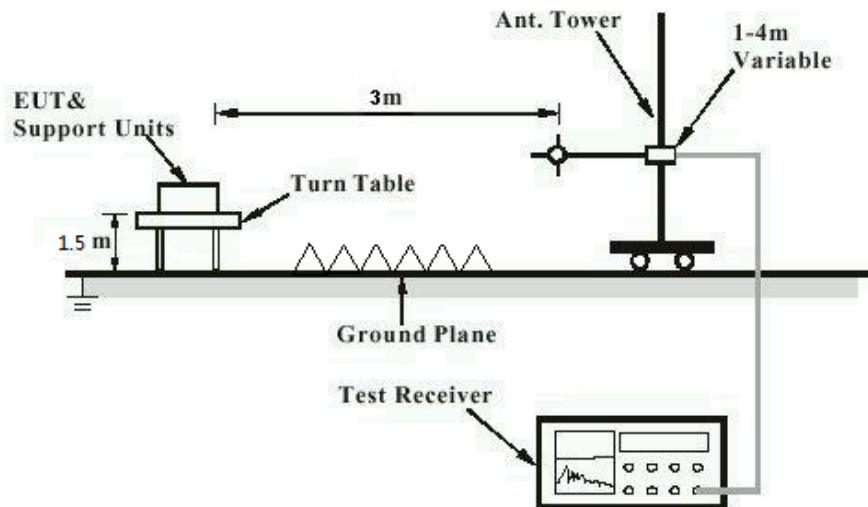
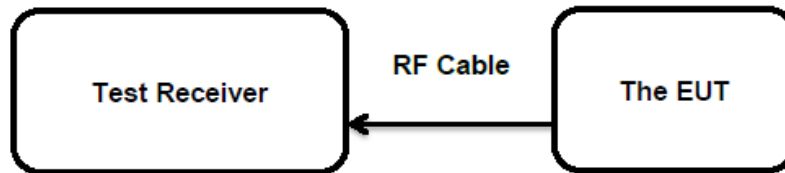


Diagram of Measurement Configuration for Conducted Transmitter Measurement



5 Test Results

5.1 Transmitter Requirement & Test Suites

5.1.1 Antenna Requirement

RESULT:**Pass****Test Specification**

Test standard : FCC Part 15.247(b)(4) and Part 15.203

According to the manufacturer declared, the EUT has an internal antenna, the directional gain of antenna is -0.61 dBi, and the antenna connector is designed with permanent attachment and no consideration of replacement. Therefore the EUT is considered sufficient to comply with the provision.

Refer to EUT Photo for further details.

5.1.2 Fundamental & Harmonics Radiated Emission

RESULT:**Pass****Test Specification**

Test standard	: FCC Part 15.249(a)
Basic standard	: ANSI C63.10: 2013
Limits	: Refer to FCC Part 15.209(a)
Kind of test site	: Shielded Room

Test Setup

Date of testing	: 26.08.2020
Input voltage	: DC 3V
Operation mode	: A
Test channel	: Low / Middle / High
Ambient temperature	: 21 °C
Relative humidity	: 50 %
Atmospheric pressure	: 100 kPa

For the measurement records, refer to the appendix B.

5.1.3 20dB Bandwidth

RESULT:
Pass
Test Specification

 Test standard : FCC Part 15.215
 Basic standard : ANSI C63.10: 2013
 Kind of test site : Shielded Room

Test Setup

 Date of testing : 18.09.2020
 Input voltage : DC 3V
 Operation mode : A
 Ambient temperature : 21 °C
 Relative humidity : 50 %
 Atmospheric pressure : 100 kPa

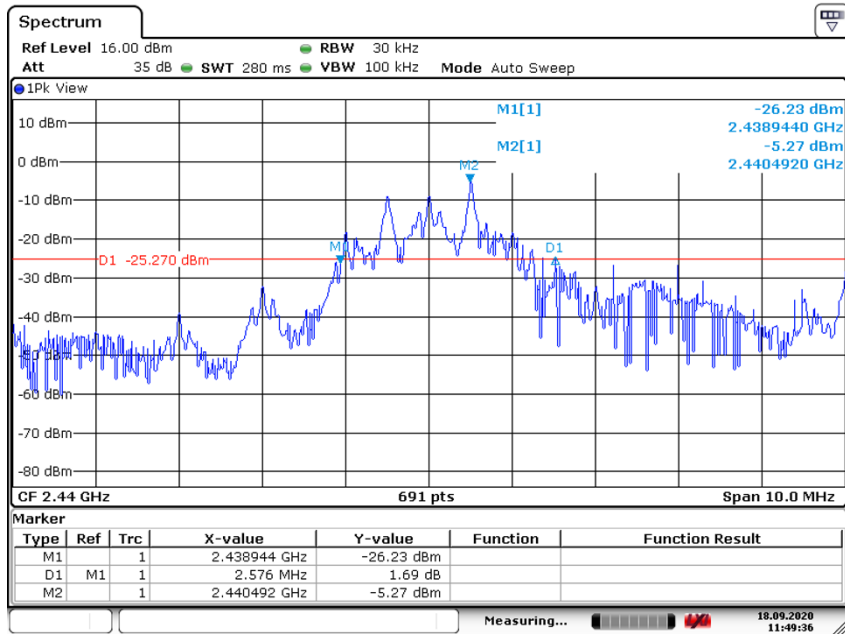
For details refer to following test result.

Table 5: Test Result of 20dB Bandwidth

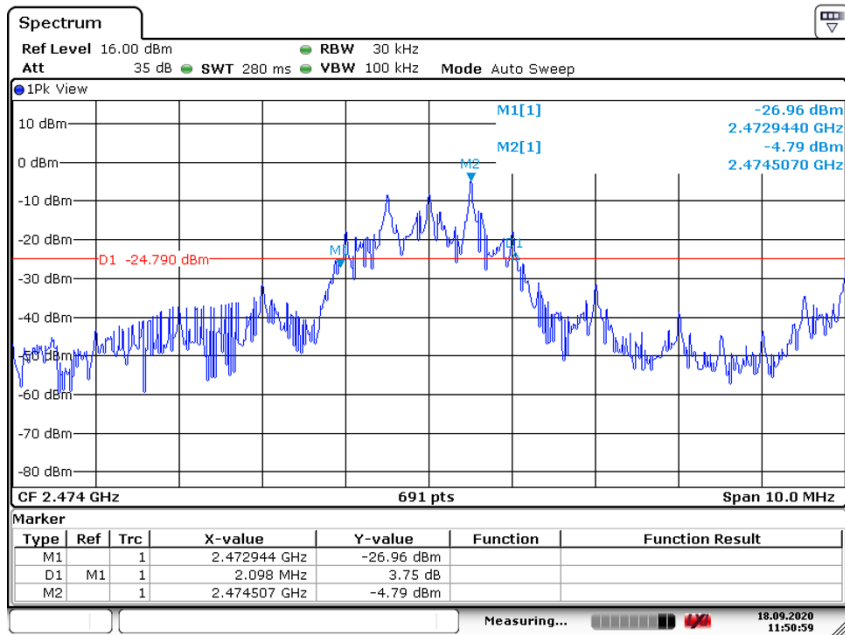
Test Channel (MHz)	20dB Bandwidth (MHz)	Limit (MHz)
2408	2.475	Within the assigned frequency band 2400~2483.5MHz
2440	2.576	
2474	2.098	
Maximum Measured Value	2.576	

For the measurement records, refer to following test plot:





Date: 18.SEP.2020 11:49:36



Date: 18.SEP.2020 11:50:59

5.1.4 Radiated Spurious Emission & Band Edge

RESULT:**Pass****Test Specification**

Test standard	: FCC Part 15.249 (d) & FCC Part 15.205
Basic standard	: ANSI C63.10: 2013
Limits	: Refer to 15.209(a) of FCC part 15.247(d)
Kind of test site	: 3m Semi-anechoic Chamber

Test Setup

Date of testing	: 26.08.2020
Input voltage	: DC 3V
Operation mode	: A
Ambient temperature	: 21 °C
Relative humidity	: 50 %
Atmospheric pressure	: 100 kPa

Remark:

Testing was carried out within frequency range 9kHz to the tenth harmonics. Only the worst case spurious emissions configuration of the each mode were reported.

For the measurement records, refer to the appendix B.

6 Safety Human Exposure

6.1 Radio Frequency Exposure Compliance

6.1.1 Electromagnetic Fields

RESULT:**Pass****Test Specification**

Test standard : CFR47 FCC Part 2: Section 2.1093
CFR47 FCC Part 1: Section 1.1310
FCC KDB Publication 447498 D01 v06

➤ Measurement Record:

The separation distance of the EUT should be 5mm. The measured maximum specified e.i.r.p of the Keyboard is 100.05 dBuV/m \approx 4.82dBm, which is far below the SAR exclusion threshold level 10 mW (Appendix A, SAR Test Exclusion Thresholds for 100 MHz – 6 GHz and \leq 50 mm), hence the EUT is excluded from SAR evaluation according to FCC KDB publication 447498 D01: Mobile and Portable RF Exposure. Guidance v06.

7 Photographs of the Test Set-Up

For photographs of the test set-up, refer to the appendix A.

8 List of Tables

Table 1: List of Test and Measurement Equipment.....	5
Table 2: Technical Specification of EUT.....	8
Table 3: RF Channel and Frequency	8
Table 4: List of Accessories and Auxiliary Equipment.....	10
Table 5: Test Result of 20dB Bandwidth	15

Appendix B: Test Results of General 2.4GHz

APPENDIX B: TEST RESULTS OF GENERAL 2.4GHZ	1
APPENDIX B.1: FUNDAMENTAL & HARMONICS RADIATED EMISSION	2
30MHz - 1GHz	2
1GHz - 18GHz	6
APPENDIX B.2: TEST RESULTS OF RADIATED EMISSIONS IN RESTRICTED BANDS.....	12

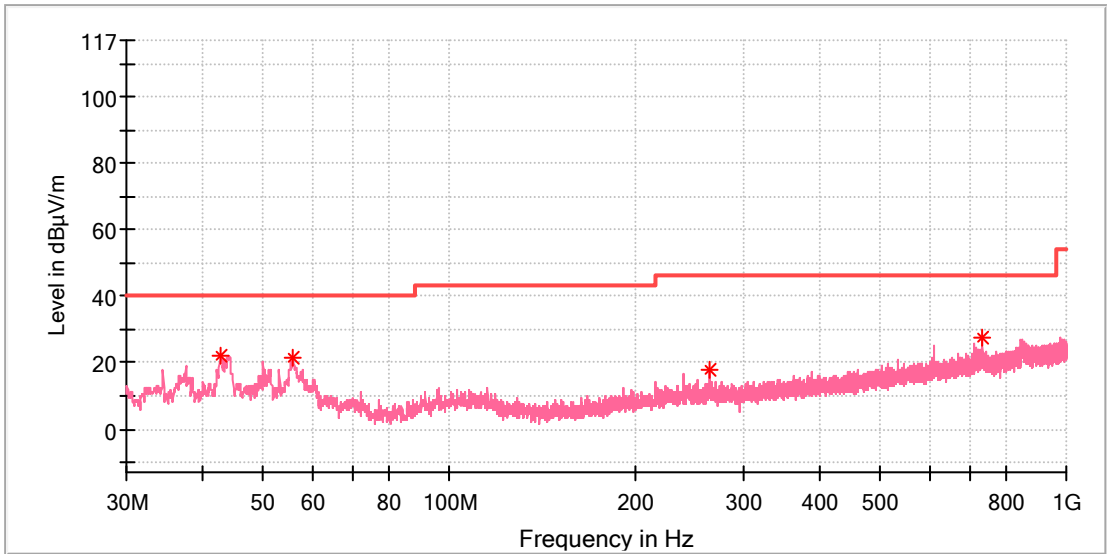
Note: Testing was carried out within frequency range 9kHz to the tenth harmonics. The measurement results below 30MHz and 18GHz -26.5GHz were greater than 20dB below the limit, so only the radiated spurious emissions from 30MHz to 18GHz were reported.

Appendix B.1: Fundamental & Harmonics Radiated Emission

30MHz - 1GHz

EUT Information

EUT Name: Wireless Desktop
 Model: JD-70K
 Test Mode: Low channel
 Test Voltage:: Battery
 Remark: Temp 21 Humi:50%
 Test Standard: FCC 15.249
 Tested By: Kei Zhang
 Reviewed By: Terry Yin

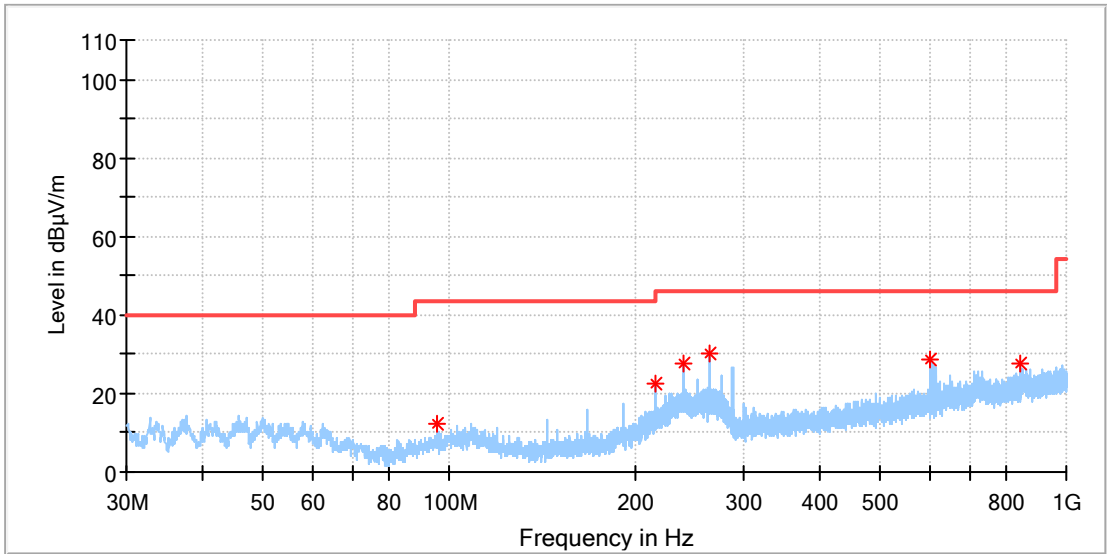


Critical Freqs

Frequency (MHz)	MaxPeak (dBµV/m)	Average (dBµV/m)	Limit (dBµV/m)	Margin (dB)	Height (cm)	Pol	Azimuth (deg)	Corr. (dB/m)
42.755500	22.27	---	40.00	17.73	100.0	V	44.0	-19.7
55.802000	21.52	---	40.00	18.48	100.0	V	34.0	-18.8
263.964000	17.99	---	46.00	28.01	100.0	V	93.0	-17.4
729.418500	27.34	---	46.00	18.66	100.0	V	93.0	-7.9

EUT Information

EUT Name: Wireless Desktop
 Model: JD-70K
 Test Mode: Low channel
 Test Voltage:: Battery
 Remark: Temp 21 Humi:50%
 Test Standard: FCC 15.249
 Tested By: Kei Zhang
 Reviewed By: Terry Yin

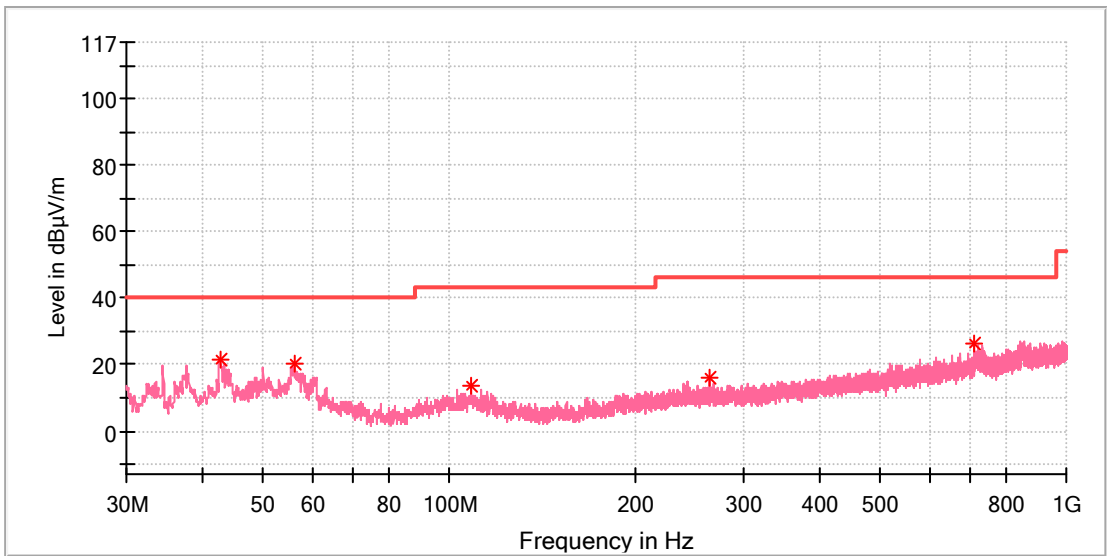


Critical Freqs

Frequency (MHz)	MaxPeak (dBµV/m)	Average (dBµV/m)	Limit (dBµV/m)	Margin (dB)	Height (cm)	Pol	Azimuth (deg)	Corr. (dB/m)
95.378000	12.49	---	43.50	31.01	100.0	H	14.0	-20.0
215.997500	22.34	---	43.50	21.16	100.0	H	53.0	-19.0
240.005000	27.87	---	46.00	18.13	100.0	H	198.0	-18.0
263.964000	30.03	---	46.00	15.97	100.0	H	167.0	-17.4
600.020500	28.47	---	46.00	17.53	100.0	H	228.0	-10.2
844.897000	27.72	---	46.00	18.28	100.0	H	279.0	-6.0

EUT Information

EUT Name: Wireless Desktop
 Model: JD-70K
 Test Mode: High channel
 Test Voltage:: Battery
 Remark: Temp 21 Humi:50%
 Test Standard: FCC 15.249
 Tested By: Kei Zhang
 Reviewed By: Terry Yin

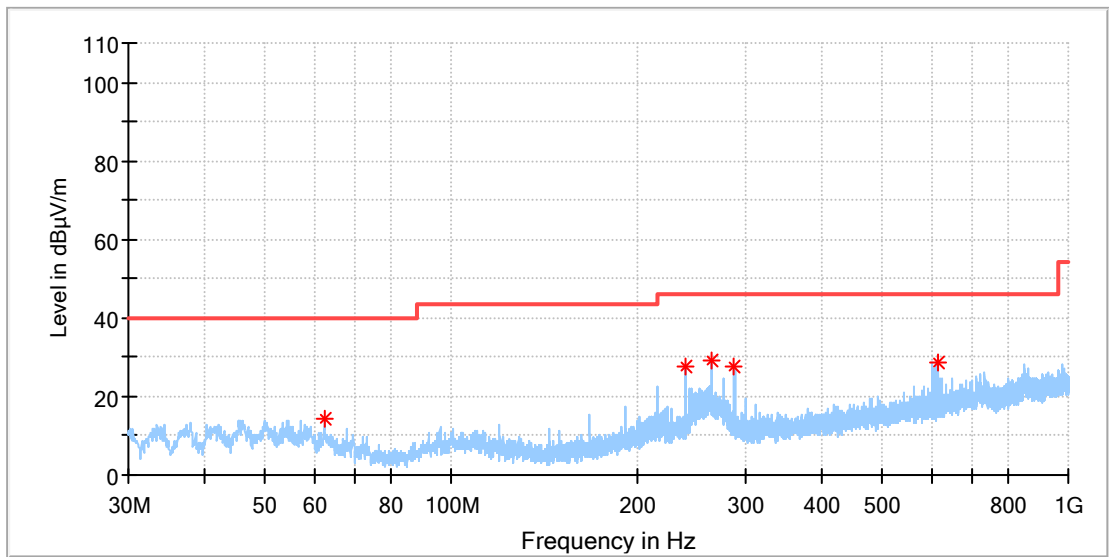


Critical_Freqs

Frequency (MHz)	MaxPeak (dBµV/m)	Average (dBµV/m)	Limit (dBµV/m)	Margin (dB)	Height (cm)	Pol	Azimuth (deg)	Corr. (dB/m)
42.513000	21.64	---	40.00	18.36	100.0	V	0.0	-19.7
56.238500	20.39	---	40.00	19.61	100.0	V	158.0	-18.9
108.667000	13.59	---	43.50	29.91	100.0	V	168.0	-19.3
264.012500	16.23	---	46.00	29.77	100.0	V	95.0	-17.4
709.291000	26.30	---	46.00	19.70	100.0	V	116.0	-8.3

EUT Information

EUT Name: Wireless Desktop
 Model: JD-70K
 Test Mode: High channel
 Test Voltage:: Battery
 Remark: Temp 21 Humi:50%
 Test Standard: FCC 15.249
 Tested By: Kei Zhang
 Reviewed By: Terry Yin



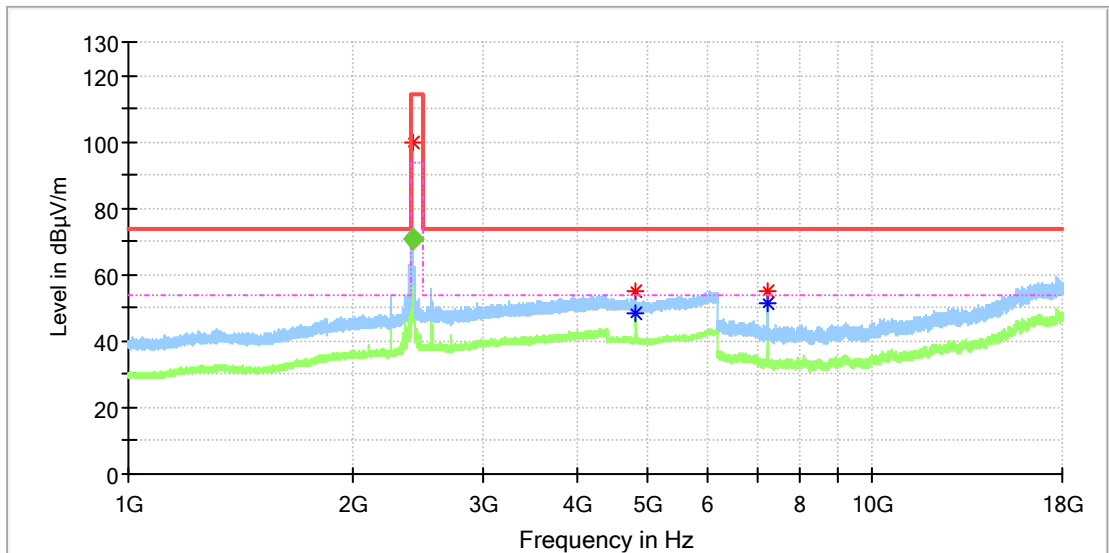
Critical Freqs

Frequency (MHz)	MaxPeak (dBµV/m)	Average (dBµV/m)	Limit (dBµV/m)	Margin (dB)	Height (cm)	Pol	Azimuth (deg)	Corr. (dB/m)
62.252500	14.44	---	40.00	25.56	100.0	H	138.0	-19.8
239.956500	27.54	---	46.00	18.46	100.0	H	187.0	-18.0
263.964000	29.38	---	46.00	16.62	100.0	H	148.0	-17.4
287.971500	27.60	---	46.00	18.40	100.0	H	138.0	-16.9
615.977000	28.86	---	46.00	17.14	100.0	H	198.0	-9.9

1GHz - 18GHz

EUT Information

EUT Name: Wireless Desktop
 Model: JD-70K
 Test Mode: Low channel
 Test Voltage:: Battery
 Remark: Temp 21 Humi:50%
 Test Standard: FCC 15.249
 Tested By: Kei Zhang
 Reviewed By: Terry Yin



Critical Freqs

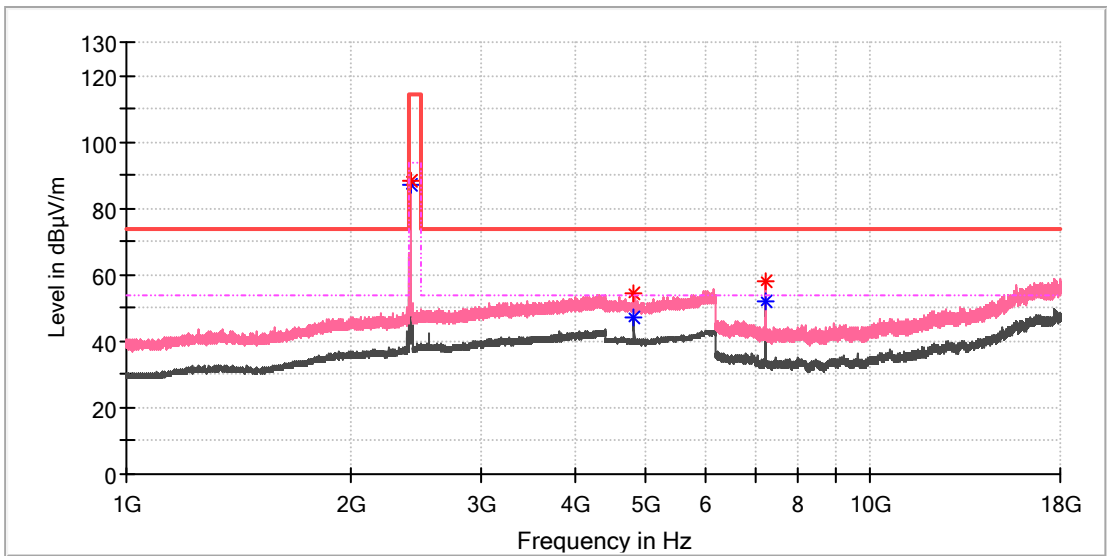
Frequency (MHz)	MaxPeak (dBµV/m)	Average (dBµV/m)	Limit (dBµV/m)	Margin (dB)	Height (cm)	Pol	Azimuth (deg)	Corr. (dB/m)
2408.450000	100.05	---	114.00	13.95	100.0	H	168.0	7.1
4816.500000	---	48.26	54.00	5.74	100.0	H	213.0	13.5
4817.000000	54.88	---	74.00	19.12	100.0	H	213.0	13.5
7222.175000	55.13	---	74.00	18.87	100.0	H	70.0	8.7
7225.125000	---	51.15	54.00	2.85	100.0	H	227.0	8.7

Final Result

Frequency (MHz)	QuasiPeak (dBµV/m)	Average (dBµV/m)	Limit (dBµV/m)	Margin (dB)	Height (cm)	Pol	Azimuth (deg)	Corr. (dB/m)
2408.467500	---	70.84	94.00	23.16	100.0	H	168.0	7.1

EUT Information

EUT Name: Wireless Desktop
 Model: JD-70K
 Test Mode: Low channel
 Test Voltage:: Battery
 Remark: Temp 21 Humi:50%
 Test Standard: FCC 15.249
 Tested By: Kei Zhang
 Reviewed By: Terry Yin

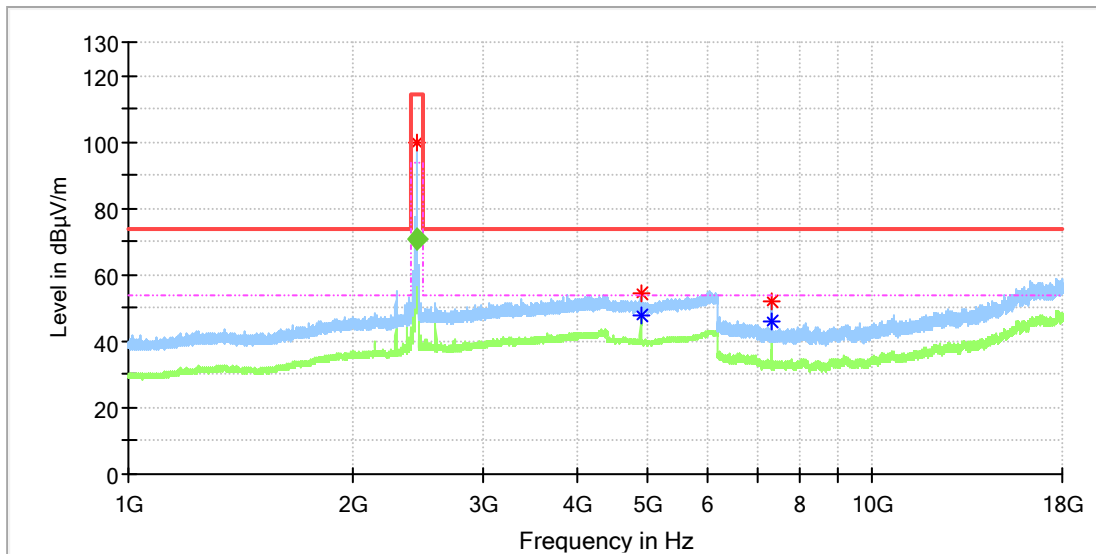


Critical_Freqs

Frequency (MHz)	MaxPeak (dBµV/m)	Average (dBµV/m)	Limit (dBµV/m)	Margin (dB)	Height (cm)	Pol	Azimuth (deg)	Corr. (dB/m)
2407.387500	88.44	---	114.00	25.56	100.0	V	120.0	7.1
2408.662500	---	87.16	94.00	6.84	100.0	V	120.0	7.1
4816.500000	---	47.01	54.00	6.99	100.0	V	354.0	13.5
4817.000000	54.20	---	74.00	19.80	100.0	V	354.0	13.5
7225.125000	---	51.80	54.00	2.20	100.0	V	310.0	8.7
7225.616667	57.83	---	74.00	16.17	100.0	V	54.0	8.7

EUT Information

EUT Name: Wireless Desktop
 Model: JD-70K
 Test Mode: Mid channel
 Test Voltage:: Battery
 Remark: Temp 21 Humi:50%
 Test Standard: FCC 15.249
 Tested By: Kei Zhang
 Reviewed By: Terry Yin



Critical_Freqs

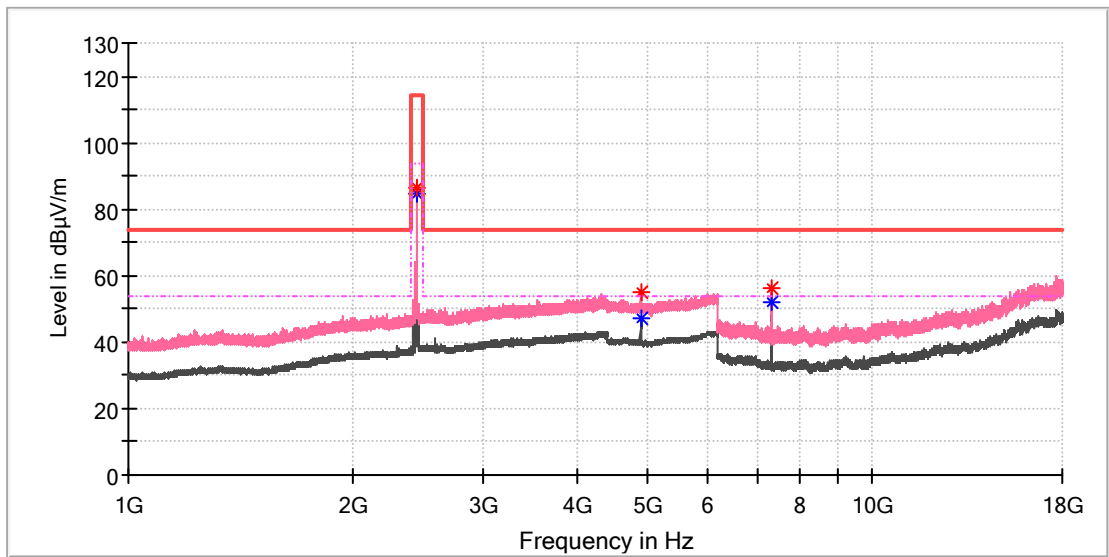
Frequency (MHz)	MaxPeak (dBµV/m)	Average (dBµV/m)	Limit (dBµV/m)	Margin (dB)	Height (cm)	Pol	Azimuth (deg)	Corr. (dB/m)
2439.475000	99.89	---	114.00	14.11	100.0	H	169.0	7.4
4879.000000	54.67	---	74.00	19.33	100.0	H	189.0	13.4
4879.000000	---	47.57	54.00	6.43	100.0	H	189.0	13.4
7319.033333	52.25	---	74.00	21.75	100.0	H	79.0	8.2
7321.000000	---	45.81	54.00	8.19	100.0	H	79.0	8.2

Final_Result

Frequency (MHz)	QuasiPeak (dBµV/m)	Average (dBµV/m)	Limit (dBµV/m)	Margin (dB)	Height (cm)	Pol	Azimuth (deg)	Corr. (dB/m)
2440.420625	---	71.00	94.00	23.00	100.0	H	169.0	7.4

EUT Information

EUT Name: Wireless Desktop
 Model: JD-70K
 Test Mode: Mid channel
 Test Voltage:: Battery
 Remark: Temp 21 Humi:50%
 Test Standard: FCC 15.249
 Tested By: Kei Zhang
 Reviewed By: Terry Yin

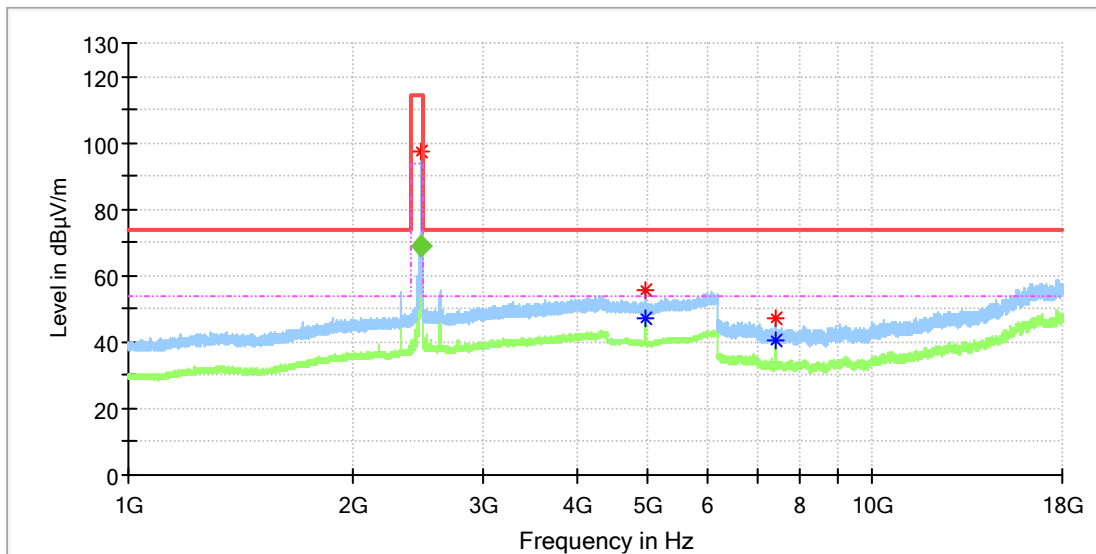


Critical Freqs

Frequency (MHz)	MaxPeak (dBµV/m)	Average (dBµV/m)	Limit (dBµV/m)	Margin (dB)	Height (cm)	Pol	Azimuth (deg)	Corr. (dB/m)
2440.112500	---	84.40	94.00	9.60	100.0	V	333.0	7.4
2440.537500	86.27	---	114.00	27.73	100.0	V	333.0	7.4
4881.000000	54.93	---	74.00	19.07	100.0	V	347.0	13.4
4881.000000	---	47.33	54.00	6.67	100.0	V	347.0	13.4
7318.541667	56.06	---	74.00	17.94	100.0	V	262.0	8.2
7321.000000	---	51.83	54.00	2.17	100.0	V	262.0	8.2

EUT Information

EUT Name: Wireless Desktop
 Model: JD-70K
 Test Mode: High channel
 Test Voltage:: Battery
 Remark: Temp 21 Humi:50%
 Test Standard: FCC 15.249
 Tested By: Kei Zhang
 Reviewed By: Terry Yin



Critical Freqs

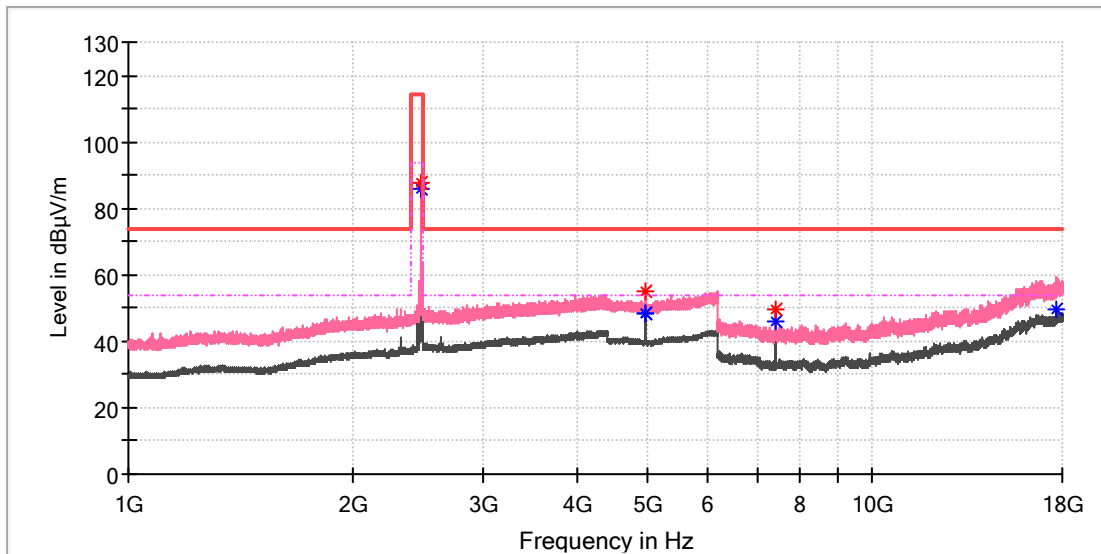
Frequency (MHz)	MaxPeak (dBµV/m)	Average (dBµV/m)	Limit (dBµV/m)	Margin (dB)	Height (cm)	Pol	Azimuth (deg)	Corr. (dB/m)
2474.325000	97.58	---	114.00	16.42	100.0	H	177.0	7.4
4947.000000	---	46.98	54.00	7.02	100.0	H	226.0	13.2
4949.000000	55.58	---	74.00	18.42	100.0	H	226.0	13.2
7423.266667	47.24	---	74.00	26.76	100.0	H	244.0	8.4
7423.266667	---	40.57	54.00	13.43	100.0	H	244.0	8.4

Final Result

Frequency (MHz)	QuasiPeak (dBµV/m)	Average (dBµV/m)	Limit (dBµV/m)	Margin (dB)	Height (cm)	Pol	Azimuth (deg)	Corr. (dB/m)
2474.543750	---	68.92	94.00	25.08	100.0	H	177.0	7.4

EUT Information

EUT Name: Wireless Desktop
 Model: JD-70K
 Test Mode: High channel
 Test Voltage:: Battery
 Remark: Temp 21 Humi:50%
 Test Standard: FCC 15.249
 Tested By: Kei Zhang
 Reviewed By: Terry Yin



Critical_Freqs

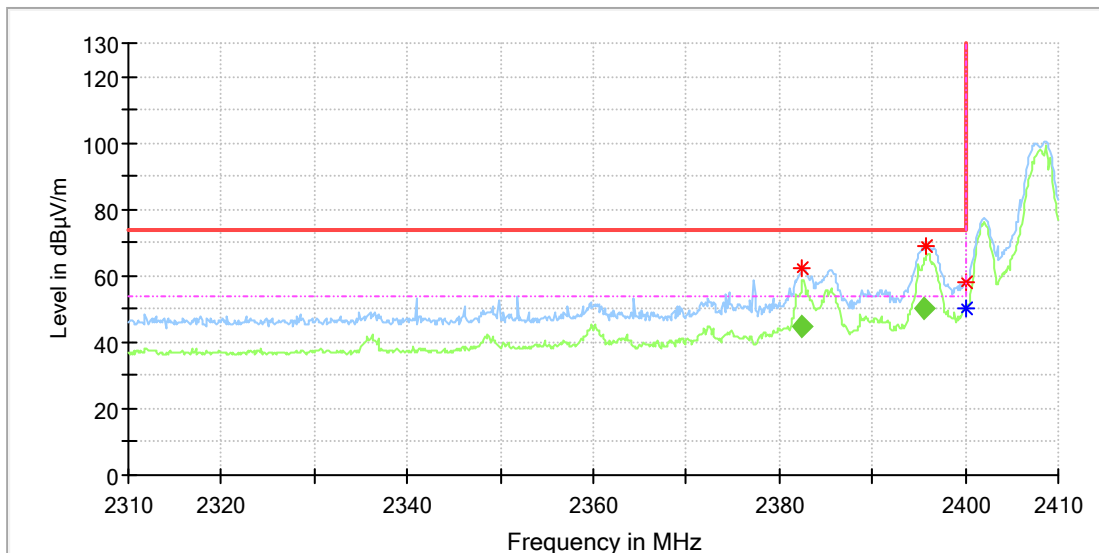
Frequency (MHz)	MaxPeak (dBµV/m)	Average (dBµV/m)	Limit (dBµV/m)	Margin (dB)	Height (cm)	Pol	Azimuth (deg)	Corr. (dB/m)
2473.475000	87.39	---	114.00	26.61	100.0	V	0.0	7.4
2474.325000	---	85.87	94.00	8.13	100.0	V	0.0	7.4
4949.000000	---	48.10	54.00	5.90	100.0	V	63.0	13.2
4949.000000	---	48.10	54.00	5.90	100.0	V	63.0	13.2
4949.000000	54.73	---	74.00	19.27	100.0	V	63.0	13.2
7420.316667	49.77	---	74.00	24.23	100.0	V	333.0	8.4
7423.758333	---	46.08	54.00	7.92	100.0	V	333.0	8.4
17699.100000	---	49.64	54.00	4.36	100.0	V	265.0	22.9

Note: The measurement results 2402-2483.5MHz was exclusion band, when Band Reject Filter used. So only the radiated spurious emissions of out this exclusion band were evaluated.

Appendix B.2: Test Results of Radiated Emissions in Restricted Bands

EUT Information

EUT Name:	Wireless Desktop
Model:	JD-70K
Test Mode:	Low channel
Test Voltage::	Battery
Remark:	Temp 21 Humi:50%
Test Standard:	FCC 15.249
Tested By:	Kei Zhang
Reviewed By:	Terry Yin



Critical Freqs

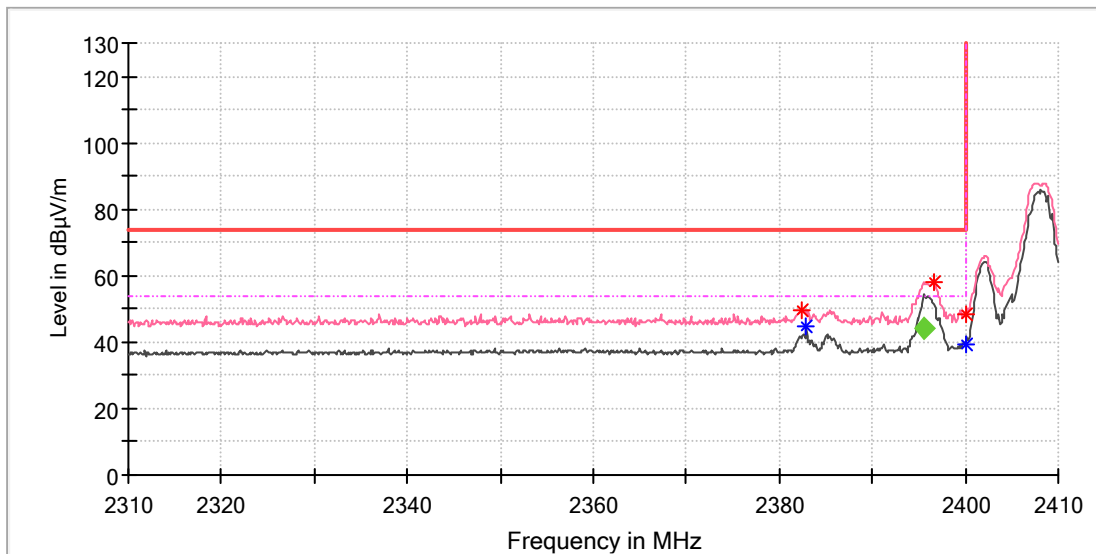
Frequency (MHz)	MaxPeak (dBµV/m)	Average (dBµV/m)	Limit (dBµV/m)	Margin (dB)	Height (cm)	Pol	Azimuth (deg)	Corr. (dB/m)
2382.500000	62.08	---	74.00	11.92	100.0	H	144.0	7.0
2395.875000	69.10	---	74.00	4.90	100.0	H	213.0	7.0
2400.000000	---	50.30	54.00	3.70	100.0	H	144.0	7.0
2400.000000	58.05	---	74.00	15.95	100.0	H	144.0	7.0

Final Result

Frequency (MHz)	QuasiPeak (dBµV/m)	Average (dBµV/m)	Limit (dBµV/m)	Margin (dB)	Height (cm)	Pol	Azimuth (deg)	Corr. (dB/m)
2382.508750	---	44.83	54.00	9.17	100.0	H	152.0	7.0
2395.505188	---	50.33	54.00	3.67	100.0	H	168.0	7.0

EUT Information

EUT Name: Wireless Desktop
 Model: JD-70K
 Test Mode: Low channel
 Test Voltage: Battery
 Remark: Temp 21 Humi:50%
 Test Standard: FCC 15.249
 Tested By: Kei Zhang
 Reviewed By: Terry Yin



Critical Freqs

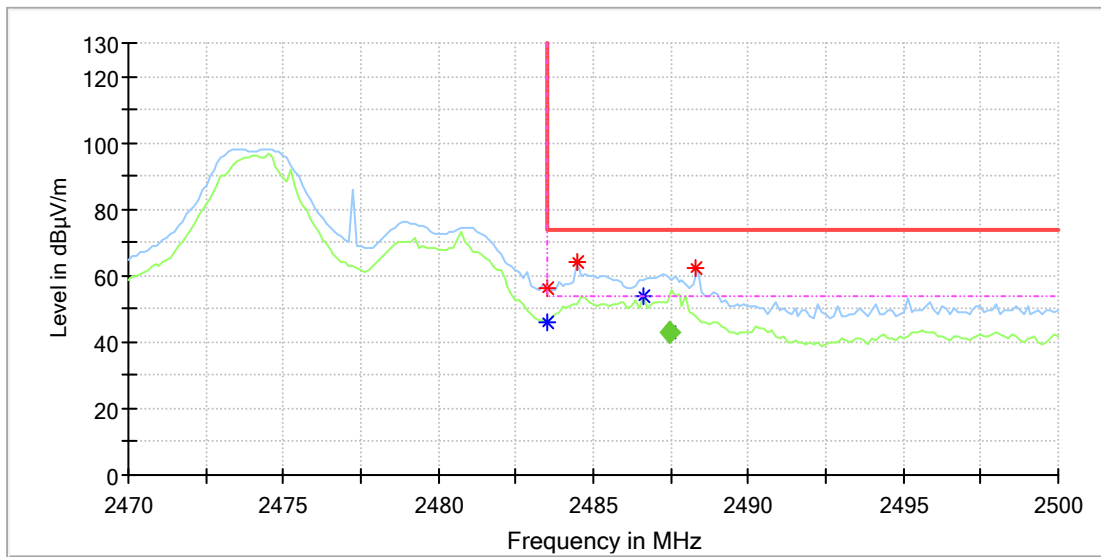
Frequency (MHz)	MaxPeak (dBµV/m)	Average (dBµV/m)	Limit (dBµV/m)	Margin (dB)	Height (cm)	Pol	Azimuth (deg)	Corr. (dB/m)
2382.500000	49.72	---	74.00	24.28	100.0	V	317.0	7.0
2382.875000	---	44.61	54.00	9.39	100.0	V	317.0	7.0
2396.625000	58.14	---	74.00	15.86	100.0	V	114.0	7.0
2400.000000	---	39.42	54.00	14.58	100.0	V	356.0	7.0
2400.000000	48.09	---	74.00	25.91	100.0	V	356.0	7.0

Final Result

Frequency (MHz)	QuasiPeak (dBµV/m)	Average (dBµV/m)	Limit (dBµV/m)	Margin (dB)	Height (cm)	Pol	Azimuth (deg)	Corr. (dB/m)
2395.572500	---	44.09	54.00	9.91	150.0	V	119.0	7.0

EUT Information

EUT Name: Wireless Desktop
 Model: JD-70K
 Test Mode: High channel
 Test Voltage:: Battery
 Remark: Temp 21 Humi:50%
 Test Standard: FCC 15.249
 Tested By: Kei Zhang
 Reviewed By: Terry Yin



Critical Freqs

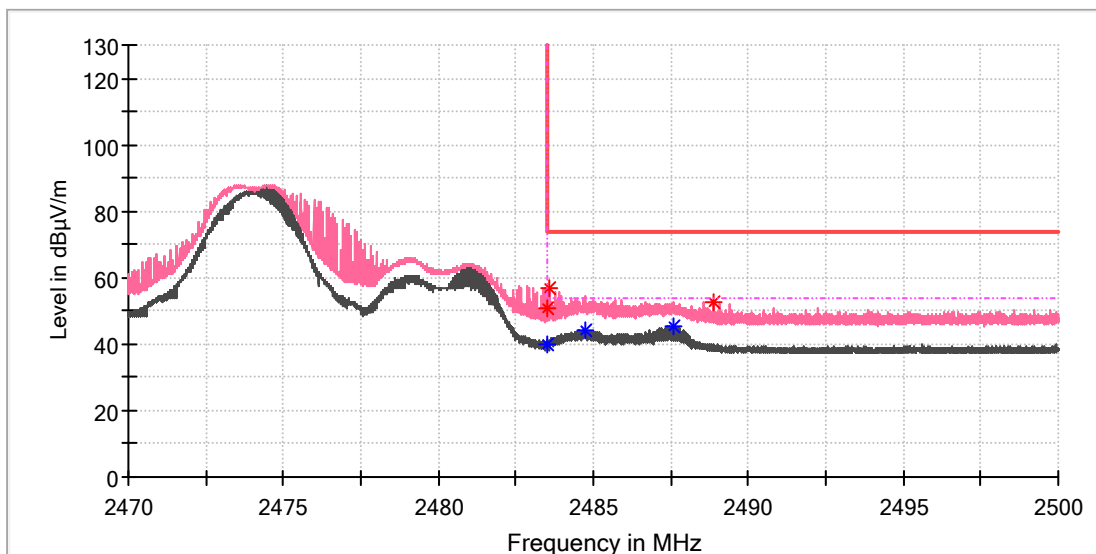
Frequency (MHz)	MaxPeak (dBµV/m)	Average (dBµV/m)	Limit (dBµV/m)	Margin (dB)	Height (cm)	Pol	Azimuth (deg)	Corr. (dB/m)
2483.500000	---	46.00	54.00	8.00	100.0	H	167.0	7.4
2483.500000	56.04	---	74.00	17.96	100.0	H	167.0	7.4
2484.500000	64.28	---	74.00	9.72	100.0	H	195.0	7.4
2486.625000	---	53.95	54.00	0.05	100.0	H	180.0	7.4
2487.484188	---	42.88	54.00	11.12	100.0	H	207.0	7.4
2488.320563	62.27	---	74.00	11.73	100.0	H	180.0	7.4

Final Result

Frequency (MHz)	QuasiPeak (dBµV/m)	Average (dBµV/m)	Limit (dBµV/m)	Margin (dB)	Height (cm)	Pol	Azimuth (deg)	Corr. (dB/m)
2487.484188	---	42.85	54.00	11.15	100.0	H	207.0	7.4

EUT Information

EUT Name:	Wireless Desktop
Model:	JD-70K
Test Mode:	High channel
Test Voltage::	Battery
Remark:	Temp 21 Humi:50%
Test Standard:	FCC 15.249
Tested By:	Kei Zhang
Reviewed By:	Terry Yin



Critical Freqs

Frequency (MHz)	MaxPeak (dBµV/m)	Average (dBµV/m)	Limit (dBµV/m)	Margin (dB)	Height (cm)	Pol	Azimuth (deg)	Corr. (dB/m)
2483.498125	---	39.92	150.00	110.08	100.0	V	139.0	7.4
2483.503750	50.64	---	74.00	23.36	100.0	V	301.0	7.4
2483.586250	57.06	---	74.00	16.94	100.0	V	0.0	7.4
2484.767500	---	44.28	54.00	9.72	100.0	V	121.0	7.4
2487.585625	---	45.53	54.00	8.47	100.0	V	349.0	7.4
2488.849375	52.89	---	74.00	21.11	100.0	V	139.0	7.4