

Straubing, 22 December 2004

TEST - REPORT**No. 50305-40687-8****for****CyMotion Pro
Art. No. M85-20850DEADAA****Wireless Mouse**

Applicant: Cherry GmbH

Test Specification: FCC Code of Federal Regulations,
CFR 47, Part 15,
Sections 15.209 and 15.249

Note:

The test data of this report relate only to the individual item which has been tested. This report shall not be reproduced except in full extent without the written approval of the testing laboratory.

Table of Contents

| | | |
|------|---|----|
| 1. | Administrative Data..... | 3 |
| 2. | Identification of Test Laboratory | 4 |
| 3. | Summary | 5 |
| 4. | Operation Mode and Configuration of EUT | 6 |
| 5. | Measuring Methods | 7 |
| 5.1. | Conducted powerline emissions..... | 7 |
| 5.2. | Field Strength of Emissions, Prescans in a fully-anechoic Room..... | 8 |
| 5.3. | Radiated Emission Measurement at Open Area Test Site..... | 10 |
| 6. | Photographs Taken During Testing..... | 11 |
| 7. | List of Measurements | 15 |
| 8. | Referenced Regulations | 24 |
| 9. | Charts taken during testing..... | 25 |

1. Administrative Data



| | |
|-------------------------------------|---|
| Test item (EUT) | |
| Type designation | CyMotion Pro Art. No. M85-20850DEADAA |
| Version of EUT: | Prototype 3 / RC5 with modification according applicant's documentation |
| Serial number(s): | --- |
| Type of equipment: | Wireless Mouse |
| Parts/accessories: | |
| FCC-ID: | |
| Technical data | |
| Frequency range: | 2400.0 – 2483.5 MHz |
| Operational frequencies: | 2.412 (lowest frequency) 2.428 (default adjustment) 2.475 (highest frequency) |
| Type of modulation: | |
| Pulse frequency: | |
| Pulse width: | 161 µs |
| Class of emission: | |
| Antenna: | Integrated PCB-Track |
| Power supply: | 2 x 1.5 AA Alkaline-Battery |
| Applicant: (full address) | Cherry GmbH Cherrystraße D-91275 Auerbach Germany |
| Contract identification: | |
| Contact person: | Mr. Jürgen Meier |
| Manufacturer: | Cherry GmbH |
| Application details | |
| Receipt of EUT: | 3 November 2004 |
| Date of test: | November – December 2004 |
| Note: | EUT is part of a bundle including keyboard, mouse and receiver. |

2. Identification of Test Laboratory

| Details of the Test Laboratory | |
|---|--|
| Company name: | Senton GmbH EMI/EMC Test Center |
| Address: | Aeussere Fruehlingstrasse 45 D-94315 Straubing Germany |
| Laboratory Accreditation: | DAR-Registration No. DAT-P-171/94-02 |
| FCC Test Site registration number | 90926 |
| Industry Canada Test site registration: | IC 3050 |
| Name for contact purposes: | Mr. Johann Roidt |
| | Phone: (+49) (0)9421 5522-0 Fax: (+49) (0)9421 5522-99 |

3. Summary

| Summary of test results | |
|---|--|
| The tested sample complies with the requirements set forth in the Code of Regulations CFR 47, Part 15, Sections 15.207, 15.209 and 15.249 of the Federal Communication Commission (FCC). | |

| Personnel involved in this report | |
|-----------------------------------|--|
| Laboratory Manager: |  Mr. Johann Roidt |
| Responsible for testing: |  Mr. Martin Steindl |
| Responsible for test report: | Mr. Martin Steindl |

4. Operation Mode and Configuration of EUT

Operation Mode

Testmode: Continuous transmission with normal modulation.

Configuration of EUT

Not Applicable

List of ports and cables

| <i>Port</i> | <i>Description</i> | <i>Classification¹</i> | <i>Cable type</i> | <i>Cable length</i> |
|-------------|--------------------|-----------------------------------|-------------------|---------------------|
| 1 | Charge port | DC power | Unshielded | < 1 m |

List of devices connected to EUT

| <i>Item</i> | <i>Description</i> | <i>Type Designation</i> | <i>Serial no. or ID</i> | <i>Manufacturer</i> |
|-------------|--------------------|-------------------------|-------------------------|---------------------|
| 1 | Charger | AC/DC convertor | --- | Cherry GmbH |

¹ Ports shall be classified as ac power, dc power or signal/control port

5. Measuring Methods

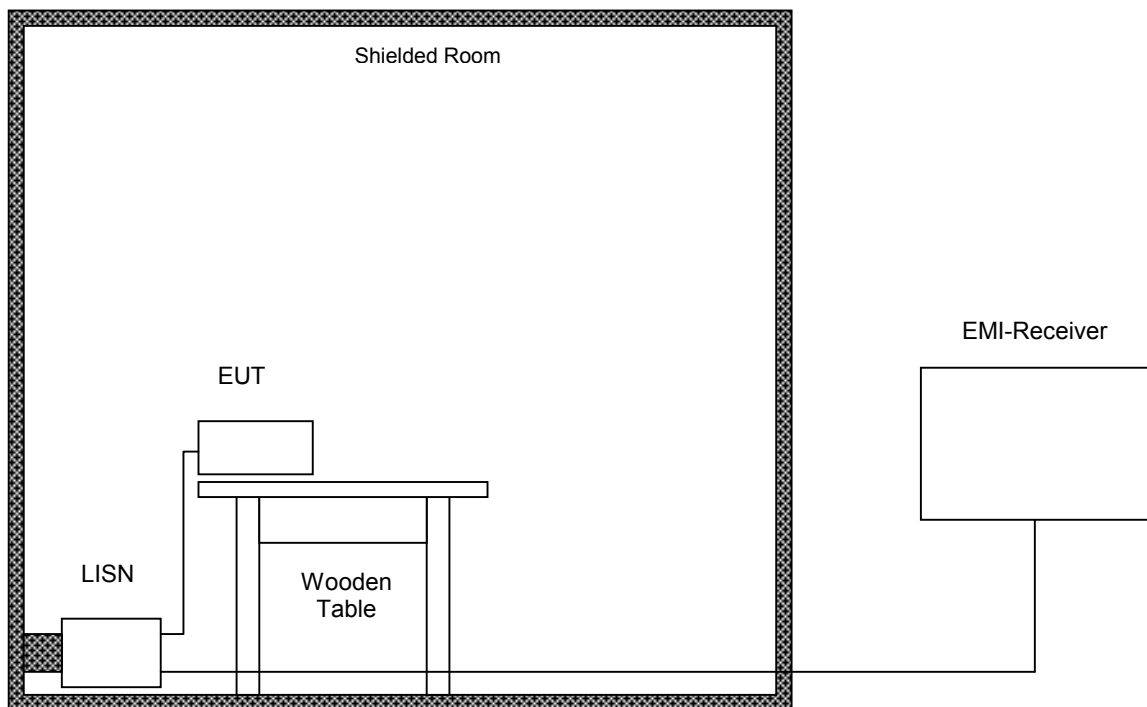
5.1. Conducted powerline emissions

| | |
|---------------------------|--------------------------|
| Rules and Specifications: | Sections 15.107 & 15.207 |
| Guide: | CISPR 22 |

Measurement Procedure:

In general conducted emission tests in the frequency range 0.15 - 30 MHz are required to be performed with quasi-peak and average detector. To simplify testing the following procedure is used:

First the whole spectrum of emission caused by equipment under test (EUT) is recorded with detector set to peak. After that all emission levels having less margin than 20 dB to or exceeding the appropriate limit (in general average limit is 10 dB lower than quasi-peak limit) are retested with detector set to quasi-peak. If average limit is kept no additional scan with average detector is necessary. In cases of emission levels between quasi-peak and average limit an additional scan with detector set to average has to be recorded.



Test instruments used:

| No. | Type | Model | Serial Number | Manufacturer |
|-----|---------------------|----------|---------------|-----------------|
| 01 | EMI Receiver | ESHS 10 | 860043/016 | Rohde & Schwarz |
| 02 | LISN | ESH3-Z5 | 862770/021 | Rohde & Schwarz |
| 03 | LISN | ESH-3-Z5 | 830952/025 | Rohde & Schwarz |
| 04 | Shielded Room No. 4 | --- | 3FD-100 544 | Euroshield |

5.2. Field Strength of Emissions, Prescans in a fully-anechoic Room

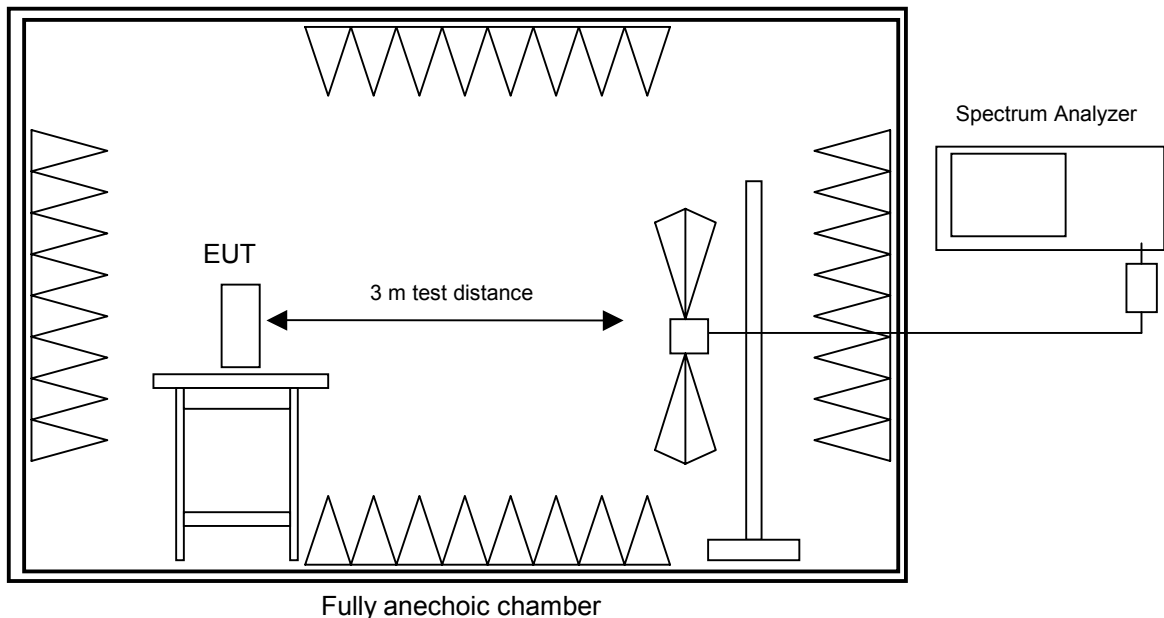
| | |
|---------------------------|---------------------------------|
| Rules and Specifications: | Sections 15.109, 15.209, 15.249 |
| Guide: | ANSI C63.4-2003 |

Measurement Procedure:

Radiated emissions are measured over the frequency range from 30 MHz to maximum frequency as specified in section 15.33.

Measurements are made in both the horizontal and vertical planes of polarization in a fully anechoic room using a spectrum analyzer with the detector function set to peak and resolution as well as video bandwidth set to 100 kHz (below 1 GHz) or 1 MHz (above 1 GHz).

All tests are performed at a test-distance of 3 meters. Hand-held or body-worn devices are rotated through three orthogonal axes to determine which attitude and configuration produces the highest emission relative to the limit and therefore shall be used for final testing. During the tests the EUT is rotated all around to find the maximum levels of emissions. The cables and equipment were placed and moved within the range of position likely to find their maximum emissions.



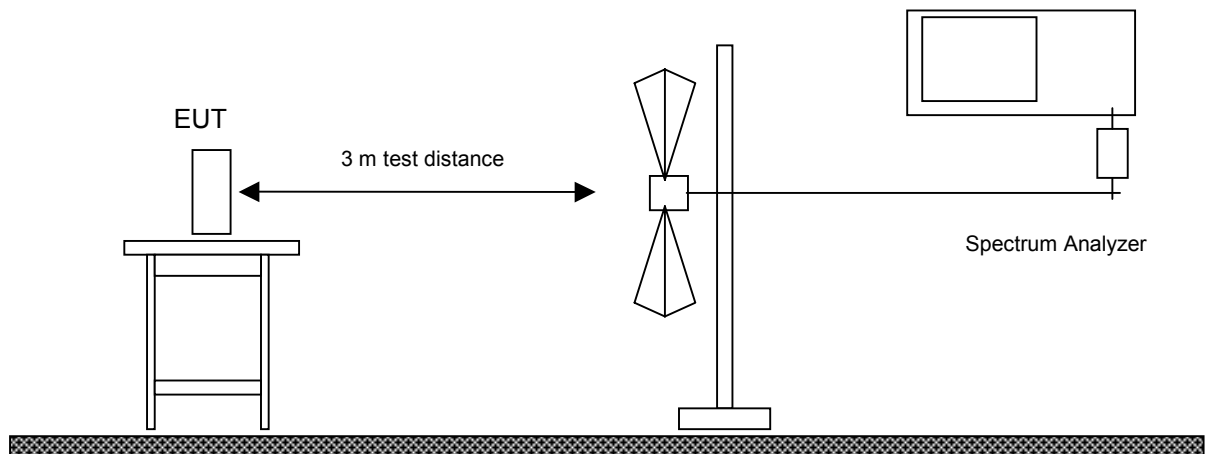
Test instruments used:

| No. | Type | Model | Serial Number | Manufacturer |
|-----|-----------------------|---------------------|---------------|--------------------|
| 01 | Spectrum Analyzer | FSP 30 | 100063 | Rohde & Schwarz |
| 02 | Preamplifier | CPA9231A | 3393 | Schaffner |
| 03 | Biconical antenna | HK 116 | 829708/006 | Rohde & Schwarz |
| 04 | Log. periodic antenna | 3147 | 9112-1054 | EMCO |
| 05 | Horn antenna | 3115 | 9508-4553 | EMCO |
| 06 | Horn antenna | 3160-03 | 9112-1003 | Emco |
| 07 | Horn antenna | 3160-04 | 9112-1001 | Emco |
| 08 | Horn antenna | 3160-05 | 9112-1001 | Emco |
| 09 | Horn antenna | 3160-06 | 9112-1001 | Emco |
| 10 | Horn antenna | 3160-07 | 9112-1008 | Emco |
| 11 | Horn antenna | 3160-08 | 9112-1002 | Emco |
| 12 | Horn antenna | 3160-09 | 9403-1025 | Emco |
| 13 | Preamplifier 1-8 GHz | AFS3-00100800-32-LN | 847743 | Miteq |
| 14 | Preamplifier 8-18 GHz | ACO/180-3530 | 32641 | CTT |
| 15 | Fully anechoic room | No. 2 | 1452 | Albatross Projects |

5.3. Radiated Emission Measurement at Open Area Test Site

| | |
|---------------------------|---------------------------------|
| Rules and Specifications: | Sections 15.109, 15.209, 15.249 |
| Guide: | ANSI C63.4-2003 |

| |
|--|
| Measurement Procedure: |
| <p>Radiated emissions are measured in the frequency range 30 MHz to 1 GHz The measurement bandwidth of the test receiver is set to 120 kHz with detector set to quasi-peak. Hand-held or body-worn devices are tested in the position producing the highest emission relative to the limit as verified by prescans in the fully-anechoic room. EUT is rotated all around and receiving antenna is raised and lowered to find the maximum levels of emission. The cables and equipment are placed and moved within the range of position likely to find their maximum emissions. In general a test-distance of 3 meters is selected. If a test-distance of 10 meters is used the limits are calculated according to 15.31 (d) and (f)(1). If required preamplifiers are used for the whole frequency range. Special care is taken to avoid overload in transmit mode (using appropriate attenuators and filters if necessary).</p> |



Test instruments used:



| No. | Type | Model | Serial Number | Manufacturer |
|-----|-----------------------|---------------------|---------------|-----------------|
| 01 | EMI Receiver | ESVP | 881414/009 | Rohde & Schwarz |
| 141 | Biconical antenna | HK 116 | 829708/006 | Rohde & Schwarz |
| 143 | Log. periodic antenna | 3147 | 9112-1054 | EMCO |
| 145 | Horn antenna | 3115 | 9508-4553 | EMCO |
| 146 | Horn antenna set | 3160-03/-09 | 9112-1003 | EMCO |
| 114 | Preamplifier 1-8 GHz | AFS3-00100800-32-LN | 847743 | Miteq |
| 115 | Preamplifier 8-18 GHz | ACO/180-3530 | 32641 | CTT |
| 003 | Open Field Test Site | No. 1 | N/A | Senton |

6. Photographs Taken During Testing

Test setup for conducted power line emission measurement



Test setup for radiated emission measurement (fully anechoic room)



Test setup for radiated emission measurement (open area test site)



7. List of Measurements

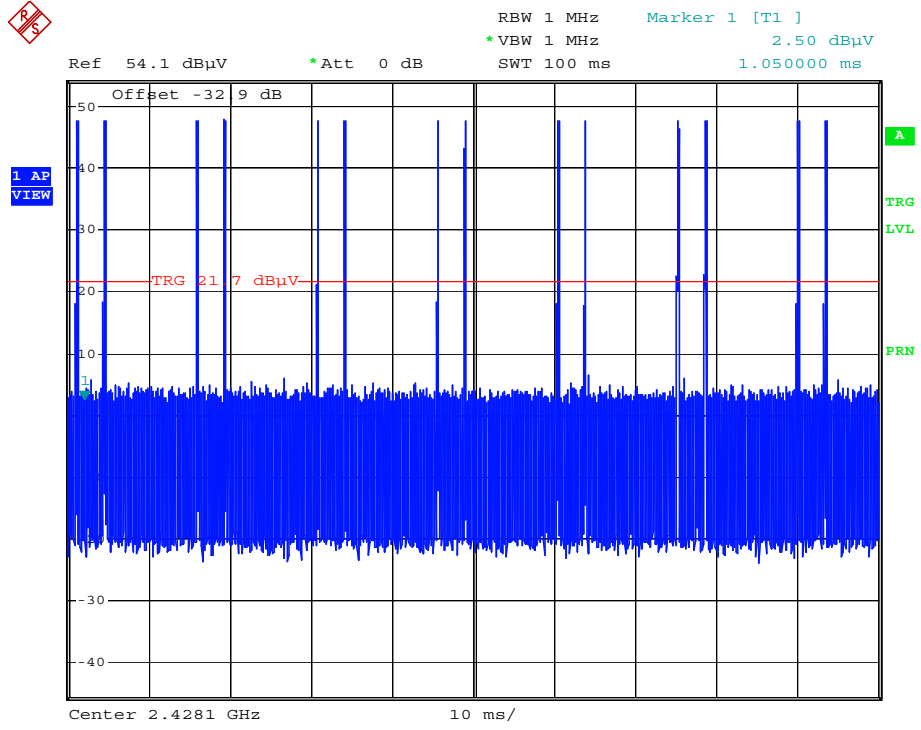
| FCC Part 15 Subpart B Class B | | | |
|--------------------------------------|--|-------------|---------------|
| Section(s): | Test | Page | Result |
| | | | |
| | | | |
| 15.35 (b)(c) | Duty Cycle Correction | 16 | |
| 15.205 | Restricted Bands | | Pass |
| 15.207 | AC Powerline Emissions | 19 | Pass |
| 15.249 (a) | Field Strength of Emissions (Fundamental & Harmonics) | 20 | Pass |
| 15.249 (d) | Radiated Spurious Emissions | 23 | Pass |

Duty Cycle Correction

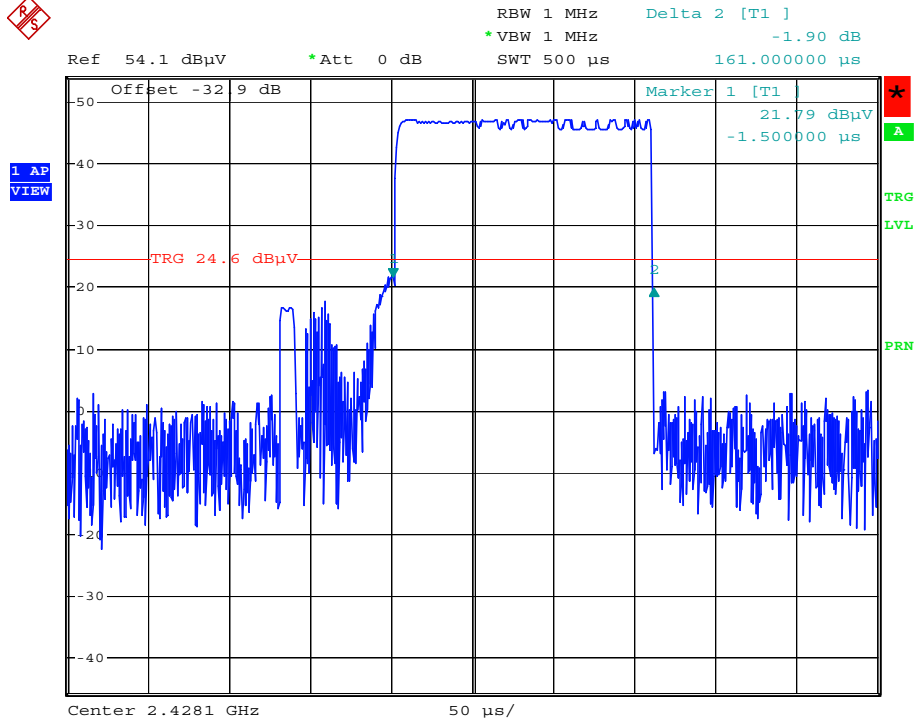
| | |
|---------------------------|---|
| Rules and Specifications: | 15.35 (b)(c) |
| Guide: | ANSI C63.4-2003 |
| ANSI C63.4 | When average detector function limits are specified for a pulse modulated transmitter, the average level of emissions may be found by measuring the peak levels of the emissions and correcting them with the duty cycle according to ANSI C64.4, section I4 (10) |

$$Duty\ Cycle\ Correction\ [dB] = 20 \cdot \log\left(\frac{Sum\ of\ the\ Pulse\ Widths}{100ms}\right) = 20 \cdot \log\frac{14 \cdot 161\mu s}{100ms} = -32.94\ dB$$

Duty Cycle Correction - continued



Comment A: Cherry 40687: Duty Cycle
Date: 3.NOV.2004 11:40:31



Comment A: Cherry 40687: Duty Cycle
Date: 3.NOV.2004 11:42:45

Conducted Powerline Emission Measurement

| | | | |
|---------------------------|-------------------------------|------------------------|----------------------|
| Rules and Specifications: | 15.107, 15.207 | | |
| Guide: | CISPR 22 | | |
| Limit: | Frequency of Emission (MHz) | Conducted Limit (dBuV) | |
| | | Quasi-peak | Average |
| | 0.15-0.5 0.5 – 5 5 – 30 | 66 to 56 56 60 | 56 to 46 46 50 |

| | |
|---------------|-----------------------|
| Test Site: | Radio Lab. |
| Measurement | Conducted Measurement |
| Date of Test: | 22 November 2004 |

| Frequency (MHz) | Detector | Analyzer Reading (dBµV) | Correction Factor (dB) | Final Value (dBµV) | Limit (dBµV) | Margin (dB) |
|-----------------|----------|-------------------------|------------------------|--------------------|--------------|-------------|
| 0.310 | QP | 39.1 | 0 | 39.1 | 60.0 | 20.9 |
| 0.370 | QP | 39.0 | 0 | 39.0 | 58.5 | 19.5 |
| 0.490 | QP | 36.3 | 0 | 36.3 | 56.2 | 19.9 |
| 0.615 | QP | 39.3 | 0 | 39.3 | 56.0 | 16.7 |
| 0.675 | QP | 36.3 | 0 | 36.3 | 56.0 | 19.7 |
| 0.920 | QP | 38.1 | 0 | 38.1 | 56.0 | 17.9 |
| 0.980 | QP | 37.5 | 0 | 37.5 | 56.0 | 18.5 |
| 1.040 | QP | 36.5 | 0 | 36.5 | 56.0 | 19.5 |

*** = No emissions above noise floor detected

Sample calculation of Final values:

$$\text{Final Value (dB}\mu\text{V)} = \text{Analyzer Reading (dB}\mu\text{V)} + \text{Correction Factor (dB)}$$

| | |
|----------------------|------|
| Test Results: | Pass |
|----------------------|------|

Field Strength of Emissions

| | | | |
|---------------------------|--|--|--|
| Rules and Specifications: | 15.209, 15.249 (a) Radiated Emission Limits | | |
| Guide: | ANSI C63.4-2003 | | |
| Limit: | The field strength of emissions from intentional radiators operated in these frequency band shall comply with the following: | | |
| | Fundamental Frequency | Field Strength of Fundamental (millivolts/meter) | Field Strength of Harmonics (microvolts/meter) |
| | 902-928 MHz | 50 | 500 |
| | 2400-2483.5 MHz | 50 | 500 |
| | 5725-5875 MHz | 50 | 500 |
| | 24-24.25 GHz | 250 | 2500 |

| | |
|-------------------|---|
| Tested Frequency: | 2412 MHz |
| Test Site: | Open Area Test Site (< 1 GHz), Fully anechoic chamber (> 1 GHz) |
| Distance: | 3 Meter / 1 Meter (> 8 GHz) |

| Frequency (MHz) | Detector | Antenna Polarization | Analyzer Reading (dBµV) | Correction Factor (dB/m) | Duty Cycle Correction (dB) | Field Strength (dBµV/m) | Limit (dBµV/m) | Margin (dB) |
|-----------------|----------|----------------------|-------------------------|--------------------------|----------------------------|-------------------------|----------------|--------------|
| 2412.0 | PK | Hor | 44.45 | 34.64 | -20.00 | 59.09 | 94.00 | 34.91 |
| 4824.0 | PK | Ver | 29.72 | 32.05 | -20.00 | 41.77 | 54.00 | 12.23 |
| 7236.0 | PK | Ver | 19.01 | 35.99 | -20.00 | 35.00 | 54.00 | 19.00 |

*** = All emissions showed more than 20 dB margin to the limit

Sample calculation of erp values:

$$\text{Field Strength (dBµV/m)} = \text{Analyzer Reading (dBµV)} + \text{Correction Factor (dB/m)}$$

| | |
|----------------------|------|
| Test Results: | Pass |
|----------------------|------|

Field Strength of Emissions

| | | | |
|---------------------------|--|--|--|
| Rules and Specifications: | 15.209, 15.249 (a) Radiated Emission Limits | | |
| Guide: | ANSI C63.4-2003 | | |
| Limit: | The field strength of emissions from intentional radiators operated in these frequency band shall comply with the following: | | |
| | Fundamental Frequency | Field Strength of Fundamental (millivolts/meter) | Field Strength of Harmonics (microvolts/meter) |
| | 902-928 MHz | 50 | 500 |
| | 2400-2483.5 MHz | 50 | 500 |
| | 5725-5875 MHz | 50 | 500 |
| | 24-24.25 GHz | 250 | 2500 |

| | |
|-------------------|---|
| Tested Frequency: | 2428 MHz |
| Test Site: | Open Area Test Site (< 1 GHz), Fully anechoic chamber (> 1 GHz) |
| Distance: | 3 Meter / 1 Meter (> 8 GHz) |

| Frequency (MHz) | Detector | Antenna Polarization | Analyzer Reading (dBµV) | Correction Factor (dB/m) | Duty Cycle Correction (dB) | Field Strength (dBµV/m) | Limit (dBµV/m) | Margin (dB) |
|-----------------|----------|----------------------|-------------------------|--------------------------|----------------------------|-------------------------|----------------|------------------|
| 2428.0 | PK | Ver | 52.12 | 31.99 | -20.00 | 64.11 | 94.00 | 29.89 |
| 4858.0 | PK | Ver | 32.31 | 32.08 | -20.00 | 44.39 | 54.00 | 9.61 |
| 7283.5 | PK | Ver | 19.50 | 36.03 | -20.00 | 35.53 | 54.00 | 18.47 |
| 9712.0 | PK | Ver | 13.69 | 40.60 | -20.00 | 34.29 | 63.50 | 29.21 |
| 12140.8 | PK | Ver | 15.80 | 41.86 | -20.00 | 37.66 | 63.50 | 25.84 *** |

= All emissions showed more than 20 dB margin to the limit

Sample calculation of erp values:

$$\text{Field Strength (dBµV/m)} = \text{Analyzer Reading (dBµV)} + \text{Correction Factor (dB/m)}$$

| | |
|----------------------|------|
| Test Results: | Pass |
|----------------------|------|

Field Strength of Emissions

| | | | |
|----------------------------------|--|--|--|
| Rules and Specifications: | 15.209, 15.249 (a) Radiated Emission Limits | | |
| Guide: | ANSI C63.4-2003 | | |
| Limit: | The field strength of emissions from intentional radiators operated in these frequency band shall comply with the following: | | |
| | Fundamental Frequency | Field Strength of Fundamental (millivolts/meter) | Field Strength of Harmonics (microvolts/meter) |
| | 902-928 MHz | 50 | 500 |
| | 2400-2483.5 MHz | 50 | 500 |
| | 5725-5875 MHz | 50 | 500 |
| | 24-24.25 GHz | 250 | 2500 |

| | |
|--------------------------|---|
| Tested Frequency: | 2475 MHz |
| Test Site: | Open Area Test Site (< 1 GHz), Fully anechoic chamber (> 1 GHz) |
| Distance: | 3 Meter / 1 Meter (> 8 GHz) |

| Frequency (MHz) | Detector | Antenna Polarization | Analyzer Reading (dBµV) | Correction Factor (dB/m) | Duty Cycle Correction (dB) | Field Strength (dBµV/m) | Limit (dBµV/m) | Margin (dB) |
|-----------------|----------|----------------------|-------------------------|--------------------------|----------------------------|-------------------------|----------------|------------------|
| 2475.0 | PK | Ver | 50.43 | 34.86 | -20.00 | 65.29 | 94.00 | 28.71 |
| 4900.0 | PK | Ver | 30.38 | 32.10 | -20.00 | 42.48 | 54.00 | 11.52 |
| 7349.0 | PK | Ver | 18.45 | 36.09 | -20.00 | 34.54 | 54.00 | 19.46 *** |

= All emissions showed more than 20 dB margin to the limit

Sample calculation of erp values:

$$\text{Field Strength (dBµV/m)} = \text{Analyzer Reading (dBµV)} + \text{Correction Factor (dB/m)}$$

| | |
|----------------------|------|
| Test Results: | Pass |
|----------------------|------|

Spurious Radiation Measurement

| | | |
|---------------------------|--|--------------------------------------|
| Rules and Specifications: | 15.209, 15.249 (d) Radiated Emission Limits | |
| Guide: | ANSI C63.4-2003 | |
| Limit: | Emissions radiated outside of the specified frequency bands, except for harmonics, shall be attenuated at least 50 dB below the level of the fundamental or to the general radiated emission limits below, whichever is the lesser attenuation | |
| | Frequency of Emission (MHz) | Field Strength (microvolts/meter) |
| | 30 - 88 | 100 |
| | 88 - 216 | 150 |
| | 216 - 960 | 200 |
| | Above 960 | 500 |

| | |
|-------------------|---|
| Tested Frequency: | |
| Test Site: | Open Area Test Site (< 1 GHz), Fully anechoic chamber (> 1 GHz) |
| Distance: | 3 Meter |

| Frequency (MHz) | Detector | Antenna Polarization | Analyzer Reading (dBµV) | Correction Factor (dB/m) | Field Strength (dBµV/m) | Limit (dBµV/m) | Margin (dB) |
|--------------------|----------|-------------------------|-------------------------------|--------------------------------|-------------------------------|-------------------|-------------|
| 30 - 26000 | | | | | *** | | |
| | | | | | | | |

***** = All emissions showed more than 20 dB margin to the limit**

Note:

Radiated Emissions for 9 kHz – 30 MHz is not applicable. The wave length of the minimum frequency of 6 MHz is 50 m. The EUT provides no ability for a minimal radiation characteristic of 5 m ($\lambda/10$).

Sample calculation of erp values:

$$\text{Field Strength (dBµV/m)} = \text{Analyzer Reading (dBµV)} + \text{Correction Factor (dB/m)}$$

| | |
|----------------------|------|
| Test Results: | Pass |
|----------------------|------|



8. Referenced Regulations

All tests were performed with reference to the following regulations and standards:

| | | | |
|-------------------------------------|-----------------------------|---|---|
| <input checked="" type="checkbox"/> | CFR 47 Part 2 | Code of Federal Regulations Part 2 (Frequency allocation and radio treaty matters; General rules and regulations) of the Federal Communication Commission (FCC) | October 10, 2004 |
| <input checked="" type="checkbox"/> | CFR 47 Part 15 | Code of Federal Regulations Part 15 (Radio Frequency Devices) of the Federal Communication Commission (FCC) | April 5, 2005 |
| <input checked="" type="checkbox"/> | ANSI C63.4 | American National Standard for Methods of Measurement of Radio-Noise Emissions from Low-Voltage Electrical and Electronic Equipment in the Range of 9 kHz to 40 GHz | December 11, 2003 (published on January 30, 2004) |
| <input checked="" type="checkbox"/> | RSS-210 | Radio Standards Specification RSS-210 Issue 5 for Low Power Licence-Exempt Radiocommunication Devices (All Frequency Bands), published by Industry Canada | November 2001 |
| <input checked="" type="checkbox"/> | RSS-102 | Radio Standards Specification RSS-102 Issue 1: Evaluation Procedure for Mobile and Portable Radio Transmitters with respect to Health Canada's Safety Code 6 for Exposure of Humans to Radio Frequency Fields, published by Industry Canada | September 1999 |
| <input type="checkbox"/> | ICES-003 | Interference-Causing Equipment Standard ICES-003 Issue 4 for Digital Apparatus, published by Industry Canada | February 2004 |
| <input checked="" type="checkbox"/> | CISPR 22 | Third Edition of the International Special Committee on Radio Interference (CISPR), Pub. 22, "Information Technology Equipment – Radio Disturbance Characteristics – Limits and Methods of Measurement" | 1997 |
| <input type="checkbox"/> | CAN/CSA-CEI/IEC CISPR 22 | Limits and Methods of Measurement of Radio Disturbance Characteristics of Information Technology Equipment | 2002 |
| <input type="checkbox"/> | TRC-43 | Notes Regarding Designation of Emission (Including Necessary Bandwidth and Classification), Class of Station and Nature of Service, published by Industry Canada | October 9, 1982 |

9. Charts taken during testing

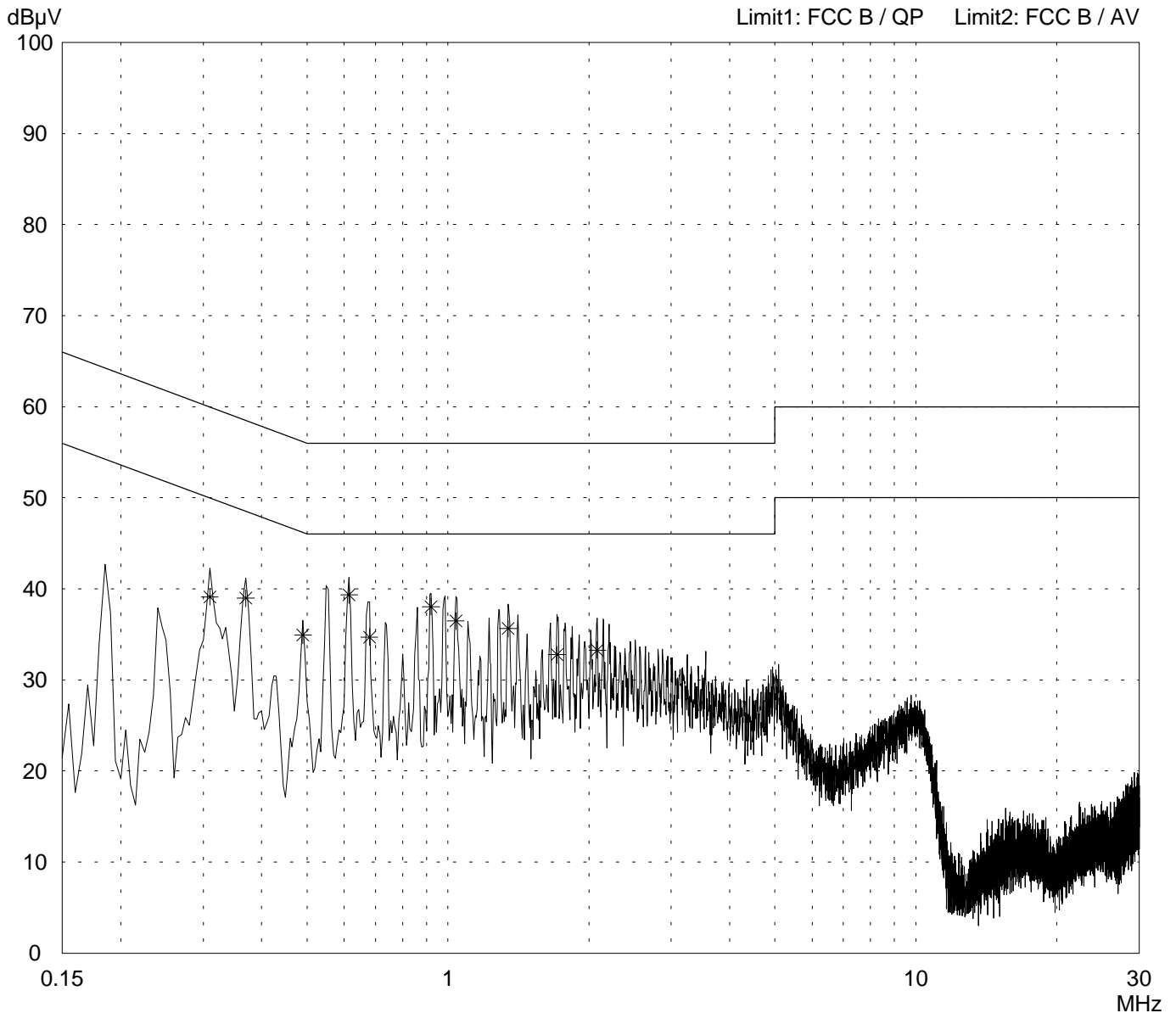
Conducted Emission Test 150 kHz - 30 MHz according to FCC Part 15 Subpart B Class B

| | |
|---|--------------------------------|
| Model: CyMotion Pro | |
| Serial no.: Mouse | |
| Applicant: Cherry GmbH | |
| Test site: Shielded room, cabin no. 1 | |
| Tested on: Linecord Phase L1 | |
| Date of test: 11/22/2004 | Operator: M. Steindl |
| Test performed: automatically | File name: |

| | |
|----------------------------|--|
| Mode: - Charging | |
|----------------------------|--|

| |
|--|
| Detector: Peak / Final Results: QP |
|--|

| | |
|---------------------------------------|---------------------|
| Final results: 20 dB Margin | 25 Subranges |
|---------------------------------------|---------------------|



| |
|------------------------------|
| Result: Limit kept |
|------------------------------|

| | |
|-------------------------------------|---------------------|
| Project file: 50305-40687 | Page of Pages |
|-------------------------------------|---------------------|

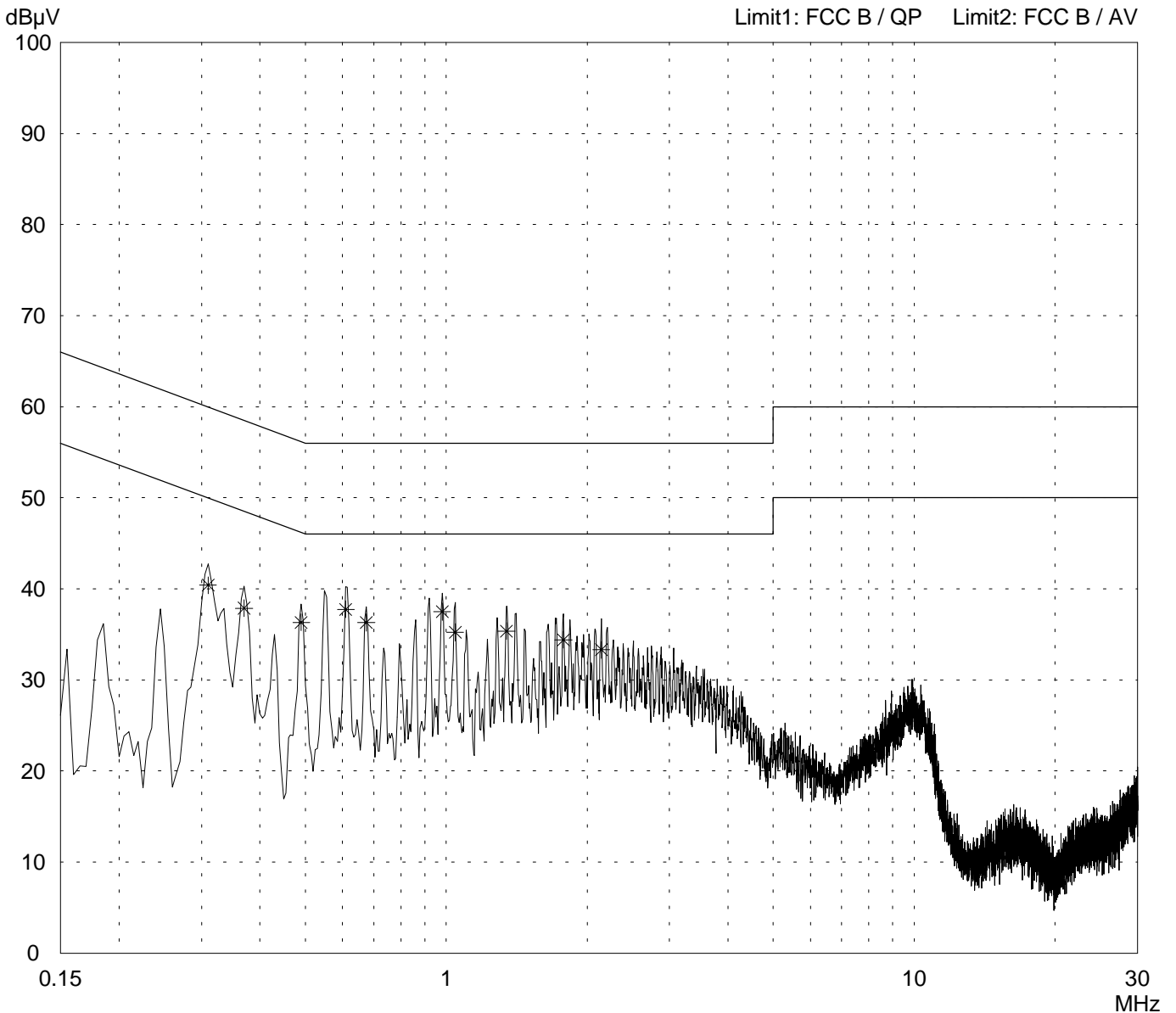
Conducted Emission Test 150 kHz - 30 MHz according to FCC Part 15 Subpart B Class B

| | |
|---|--------------------------------|
| Model: CyMotion Pro | |
| Serial no.: Mouse | |
| Applicant: Cherry GmbH | |
| Test site: Shielded room, cabin no. 1 | |
| Tested on: Linecord Phase N | |
| Date of test: 11/22/2004 | Operator: M. Steindl |
| Test performed: semi automatically | File name: |

| | |
|----------------------------|--|
| Mode: - Charging | |
|----------------------------|--|

| |
|--|
| Detector: Peak / Final Results: QP |
|--|

| | |
|---------------------------------------|---------------------|
| Final results: 20 dB Margin | 25 Subranges |
|---------------------------------------|---------------------|



| |
|------------------------------|
| Result: Limit kept |
|------------------------------|

| | |
|-------------------------------------|---------------------|
| Project file: 50305-40687 | Page of Pages |
|-------------------------------------|---------------------|

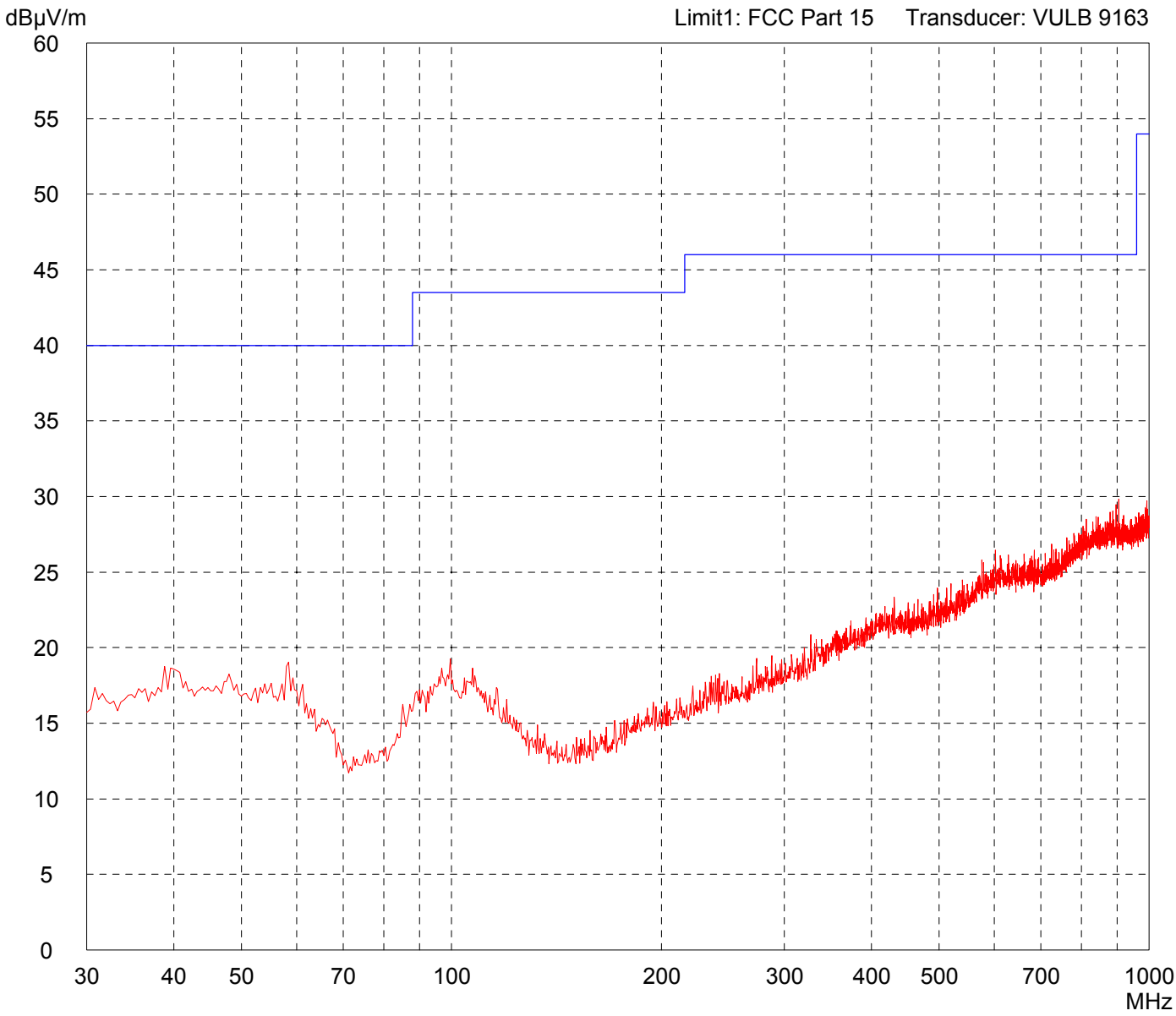
Radiated Emission Test 30 MHz - 1 GHz acc. to FCC Part 15 (Fully Anechoic Chamber)

| | |
|---|----------------------------------|
| Model: CYMotion Pro | |
| Serial no.: Mouse | |
| Applicant: Cherry GmbH | |
| Test site: Fully anechoic room, cabin no. 2 | |
| Tested on: Test distance 3 metres Horizontal Polarization | |
| Date of test: 11/08/2004 | Operator: M. Steindl |
| Test performed: automatically | File name: default.emi |

| |
|--|
| Comment: - Test Mode: continous transmitting with modulation |
|--|

| |
|--------------------------|
| Detector: Peak |
|--------------------------|

| | |
|--|---------------------|
| List of values: 10 dB Margin | 50 Subranges |
|--|---------------------|



| |
|---------------------------|
| Result: Prescan |
|---------------------------|

| | |
|-------------------------------------|---------------------|
| Project file: 50305-40687 | Page of Pages |
|-------------------------------------|---------------------|

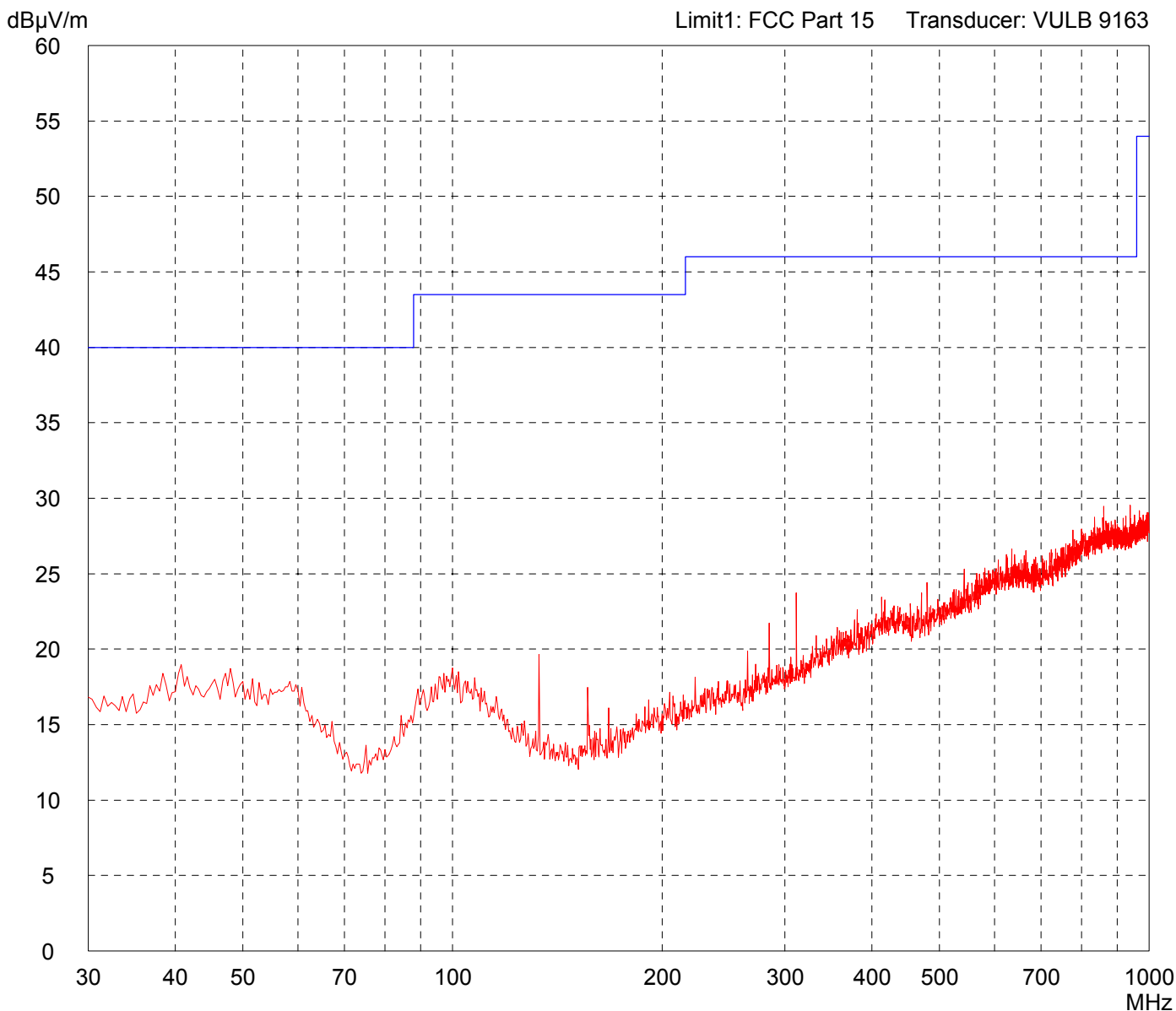
Radiated Emission Test 30 MHz - 1 GHz acc. to FCC Part 15 (Fully Anechoic Chamber)

| | |
|---|---------------------------|
| Model: CYMotion Pro | |
| Serial no.: Mouse | |
| Applicant: Cherry GmbH | |
| Test site: Fully anechoic room, cabin no. 2 | |
| Tested on: Test distance 3 metres Vertical Polarization | |
| Date of test: 11/08/2004 | Operator: M. Steindl |
| Test performed: automatically | File name: default.emi |

| |
|---|
| Comment: - Test Mode: continous transmitting with modulation |
|---|

| |
|-------------------|
| Detector: Peak |
|-------------------|

| | |
|---------------------------------|--------------|
| List of values: 10 dB Margin | 50 Subranges |
|---------------------------------|--------------|



| |
|--------------------|
| Result: Prescan |
|--------------------|

| | |
|------------------------------|---------------------|
| Project file: 50305-40687 | Page of Pages |
|------------------------------|---------------------|

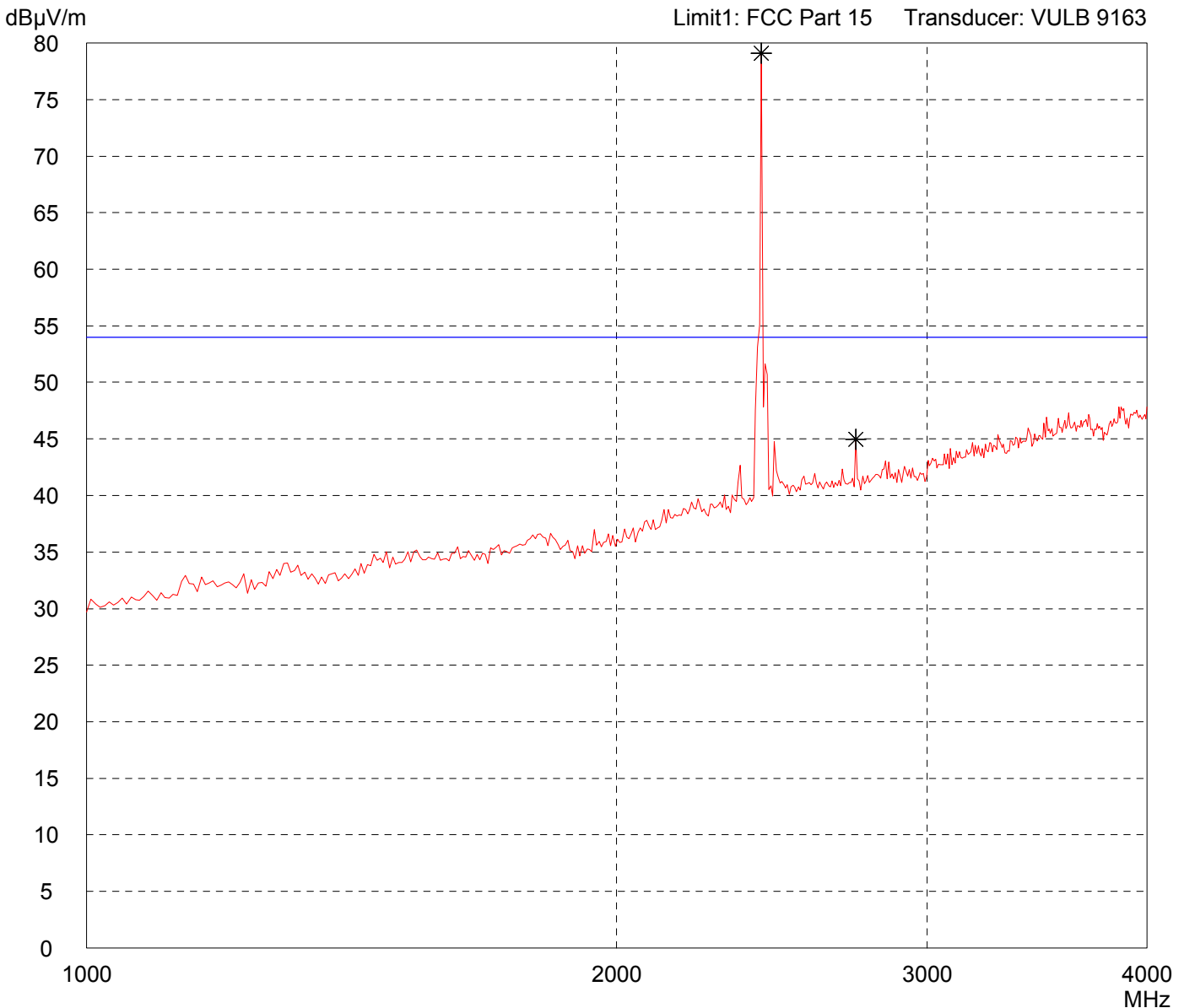
Radiated Emission Test 1 GHz - 4 GHz acc. to FCC Part 15 (Fully Anechoic Chamber)

| | |
|---|---------------------------|
| Model: CyMotion Pro | |
| Serial no.: Mouse | |
| Applicant: Cherry GmbH | |
| Test site: Fully anechoic room, cabin no. 2 | |
| Tested on: Test distance 3 metres Horizontal Polarization | |
| Date of test: 12/06/2004 | Operator: M. Steindl |
| Test performed: automatically | File name: default.emi |

| |
|--|
| Comment: - Test Mode: continuous transmitting with modulation - lowest channel |
|--|

| |
|-------------------|
| Detector: Peak |
|-------------------|

| |
|-------------------------------------|
| List of values: Selected by hand |
|-------------------------------------|



| |
|--------------------|
| Result: Prescan |
|--------------------|

| | |
|------------------------------|---------------------|
| Project file: 50305-40687 | Page of Pages |
|------------------------------|---------------------|

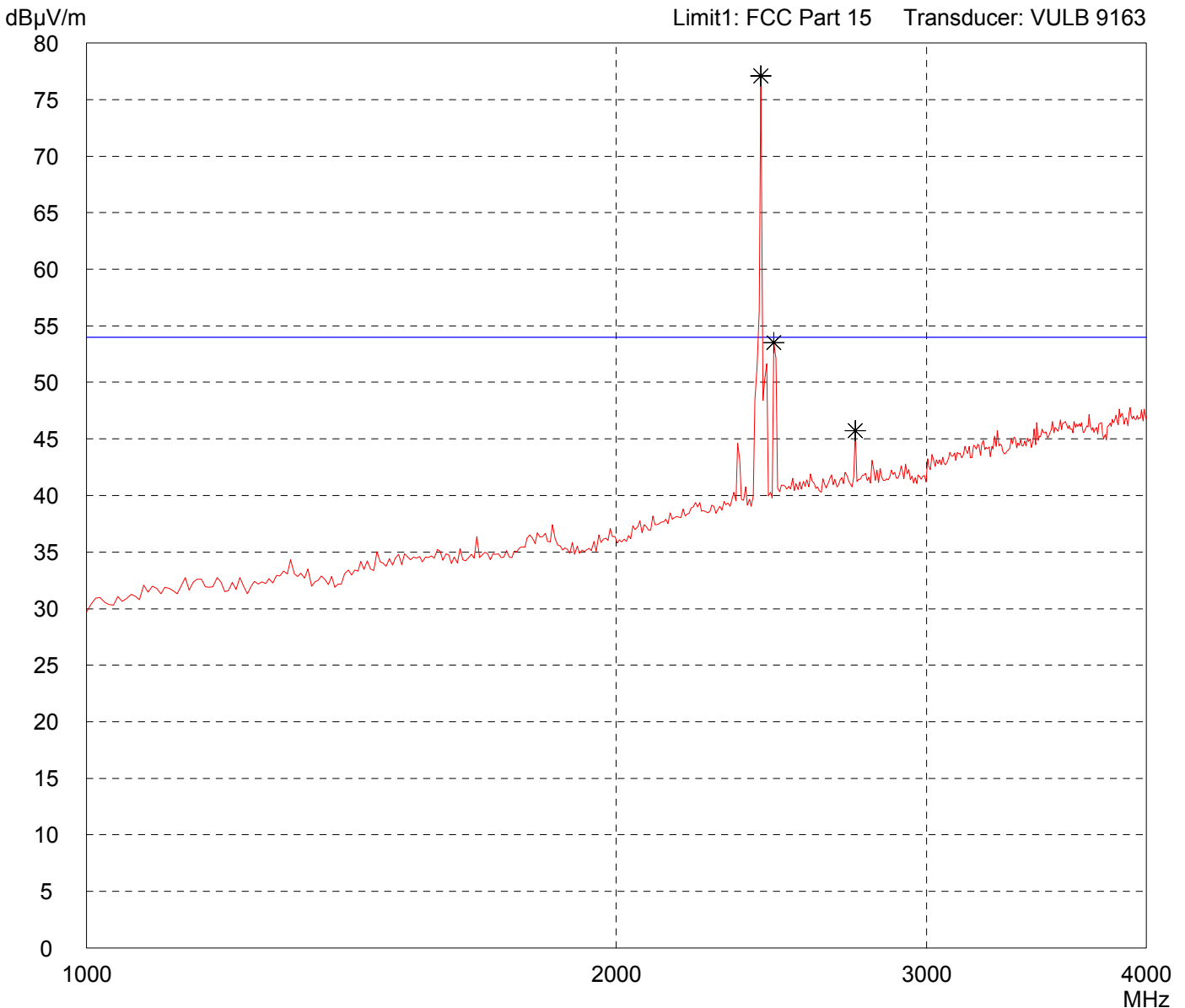
Radiated Emission Test 1 GHz - 4 GHz acc. to FCC Part 15 (Fully Anechoic Chamber)

| | |
|---|----------------------------------|
| Model: CyMotion Pro | |
| Serial no.: Mouse | |
| Applicant: Cherry GmbH | |
| Test site: Fully anechoic room, cabin no. 2 | |
| Tested on: Test distance 3 metres Vertical Polarization | |
| Date of test: 12/06/2004 | Operator: M. Steindl |
| Test performed: automatically | File name: default.emi |

Comment:
- Test Mode: continuous transmitting with modulation
- lowest channel

| |
|--------------------------|
| Detector: Peak |
|--------------------------|

List of values:
Selected by hand



| |
|---------------------------|
| Result: Prescan |
|---------------------------|

| | |
|-------------------------------------|---------------------|
| Project file: 50305-40687 | Page of Pages |
|-------------------------------------|---------------------|

Radiated Emission Test 1 GHz - 4 GHz acc. to FCC Part 15 (EMCO 3115)

Model:
CyMotion Pro

Serial no.:
Maus

Applicant:
Cherry GmbH

Test site:
Fully anechoic room, cabin no. 2

Tested on:
Test distance 3 metres
Horizontal Polarization

Date of test:
11/03/2004

Operator:
M. Steindl

Test performed:
automatically

File name:
default.emi

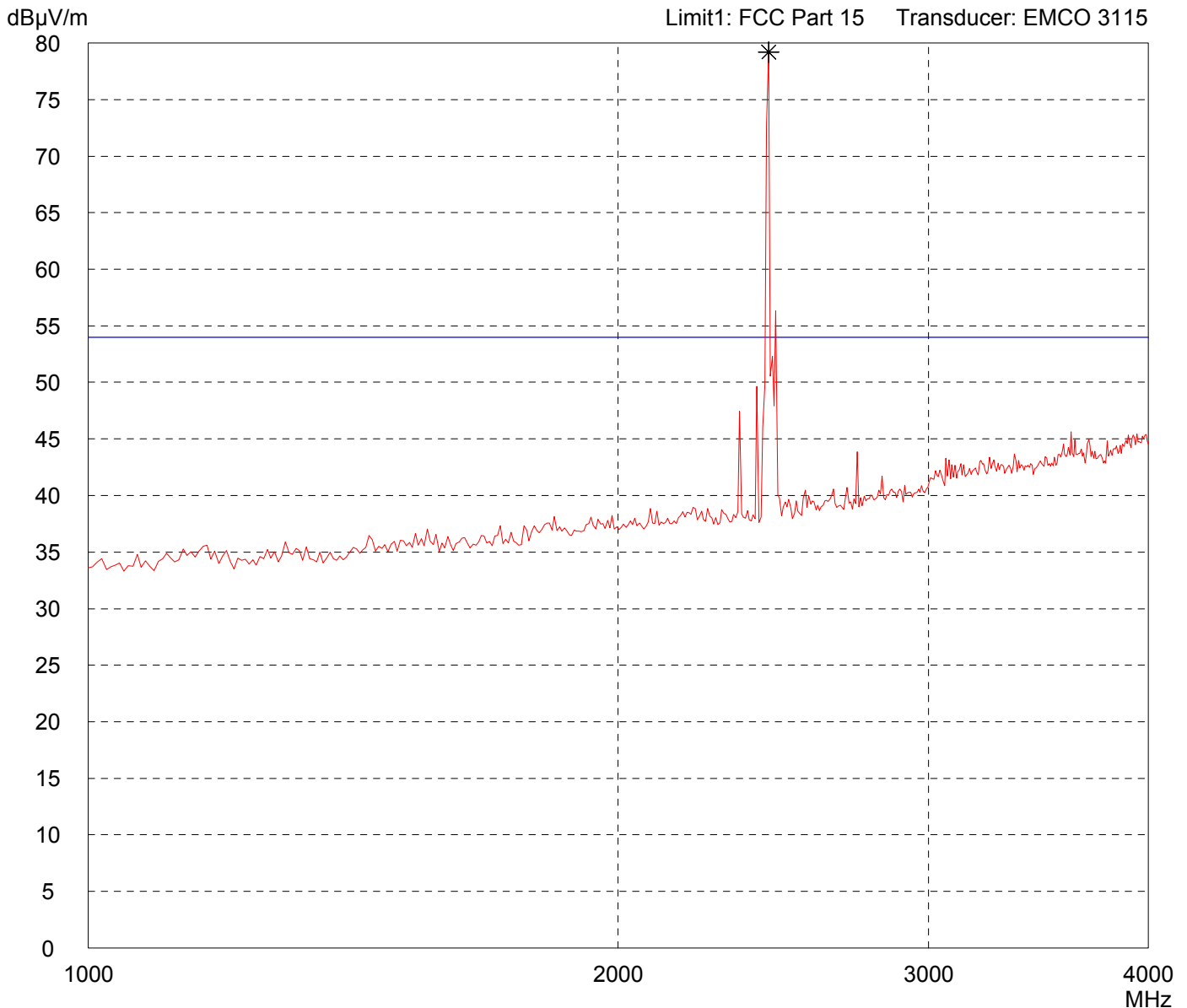
Comment:

- Test Mode: continuous transmitting with modulation

Detector:
Peak

List of values:

Selected by hand



Result:
Prescan

Project file:
50305-40687

Page of Pages

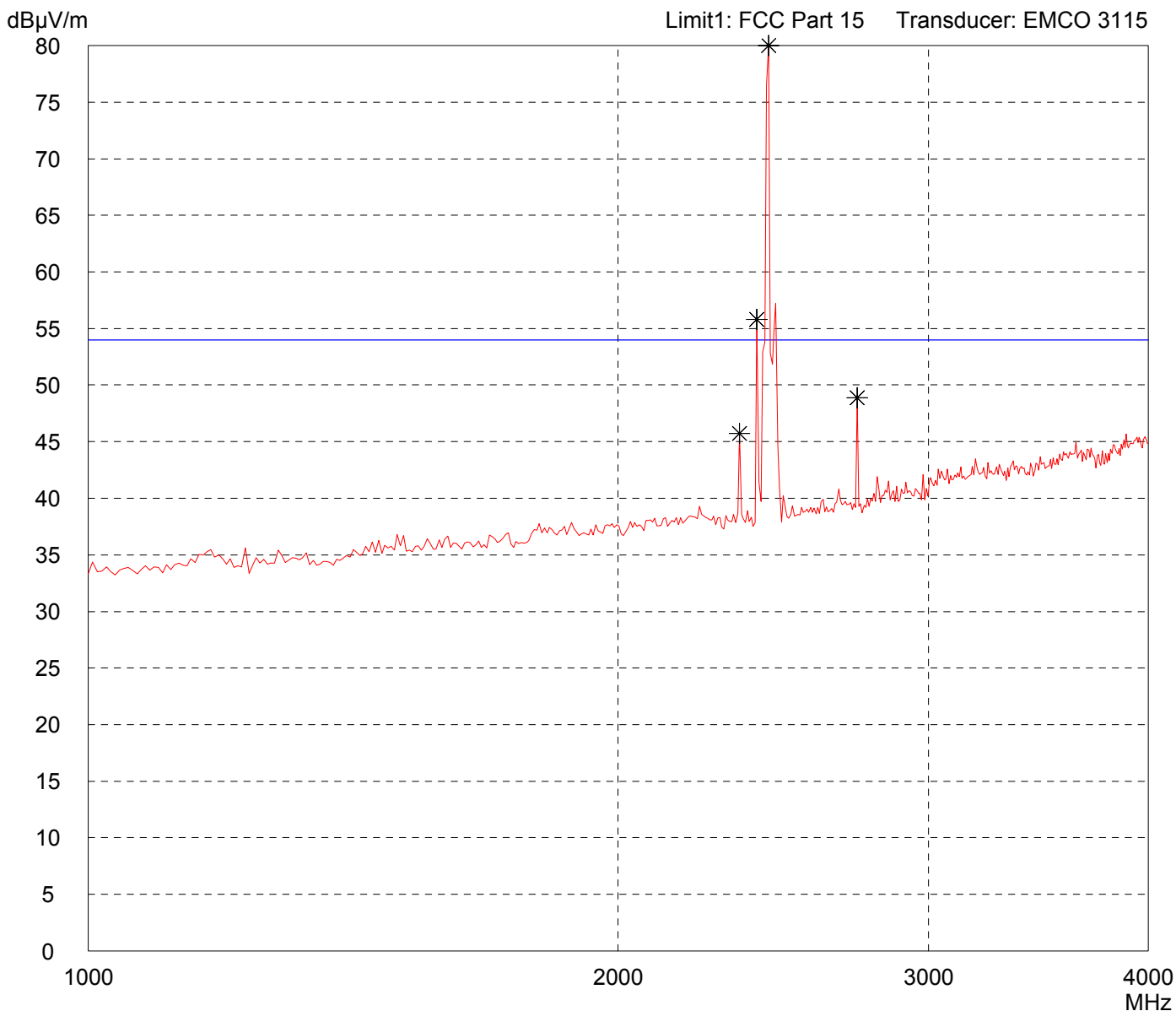
Radiated Emission Test 1 GHz - 4 GHz acc. to FCC Part 15 (EMCO 3115)

| | |
|---|----------------------------------|
| Model: CyMotion Pro | |
| Serial no.: Maus | |
| Applicant: Cherry GmbH | |
| Test site: Fully anechoic room, cabin no. 2 | |
| Tested on: Test distance 3 metres Vertical Polarization | |
| Date of test: 11/03/2004 | Operator: M. Steindl |
| Test performed: automatically | File name: default.emi |

| |
|--|
| Comment: - Test Mode: continous transmitting with modulation |
|--|

| |
|--------------------------|
| Detector: Peak |
|--------------------------|

| |
|--|
| List of values: Selected by hand |
|--|



| |
|---------------------------|
| Result: Prescan |
|---------------------------|

| | |
|-------------------------------------|---------------------|
| Project file: 50305-40687 | Page of Pages |
|-------------------------------------|---------------------|

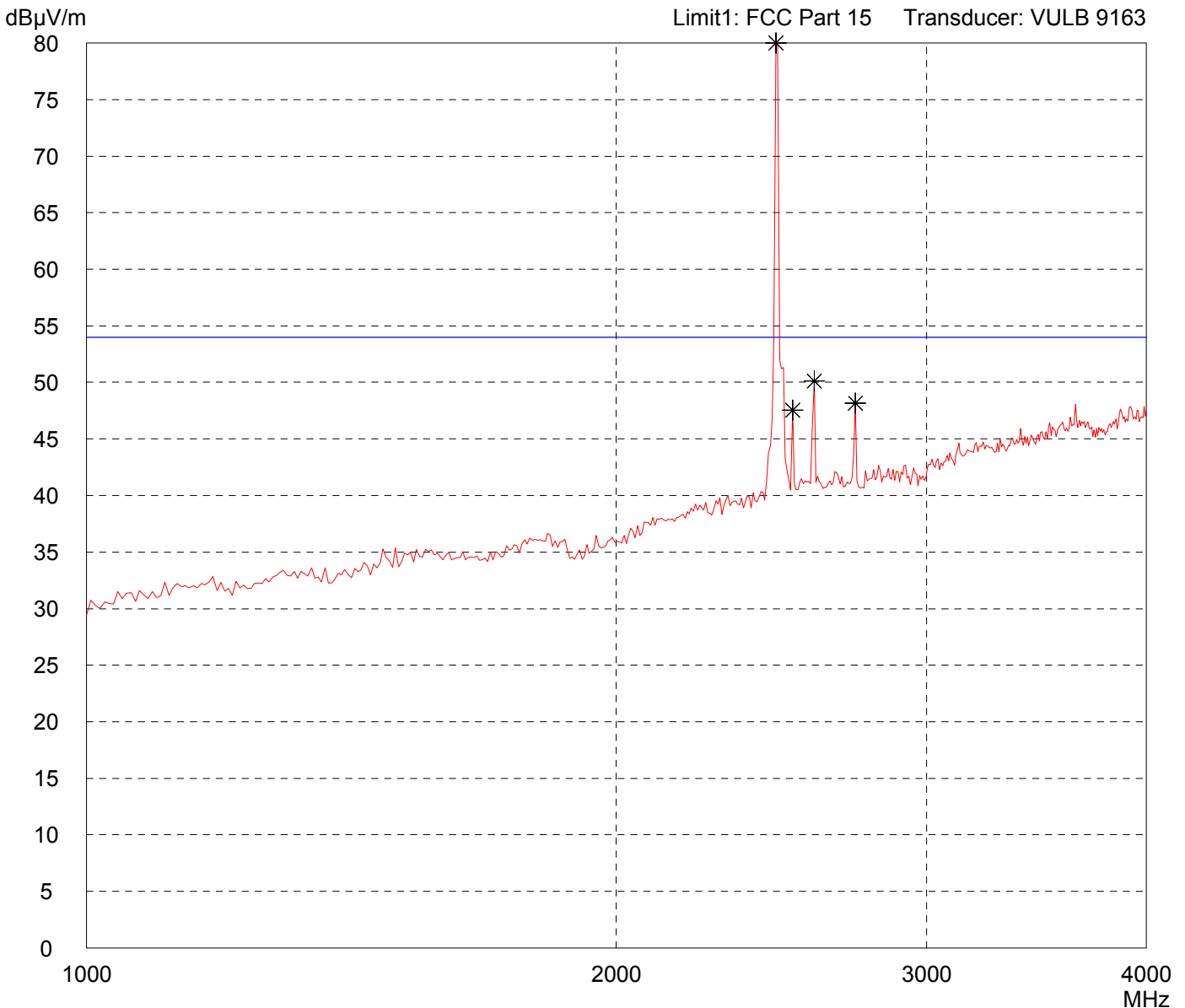
Radiated Emission Test 1 GHz - 4 GHz acc. to FCC Part 15 (Fully Anechoic Chamber)

| | |
|---|----------------------------------|
| Model: CyMotion Pro | |
| Serial no.: Mouse | |
| Applicant: Cherry GmbH | |
| Test site: Fully anechoic room, cabin no. 2 | |
| Tested on: Test distance 3 metres Horizontal Polarization | |
| Date of test: 12/06/2004 | Operator: M. Steindl |
| Test performed: automatically | File name: default.emi |

| |
|--|
| Comment: - Test Mode: continous transmitting with modulation |
|--|

| |
|--------------------------|
| Detector: Peak |
|--------------------------|

| |
|--|
| List of values: Selected by hand |
|--|



| |
|---------------------------|
| Result: Prescan |
|---------------------------|

| | |
|-------------------------------------|---------------------|
| Project file: 50305-40687 | Page of Pages |
|-------------------------------------|---------------------|

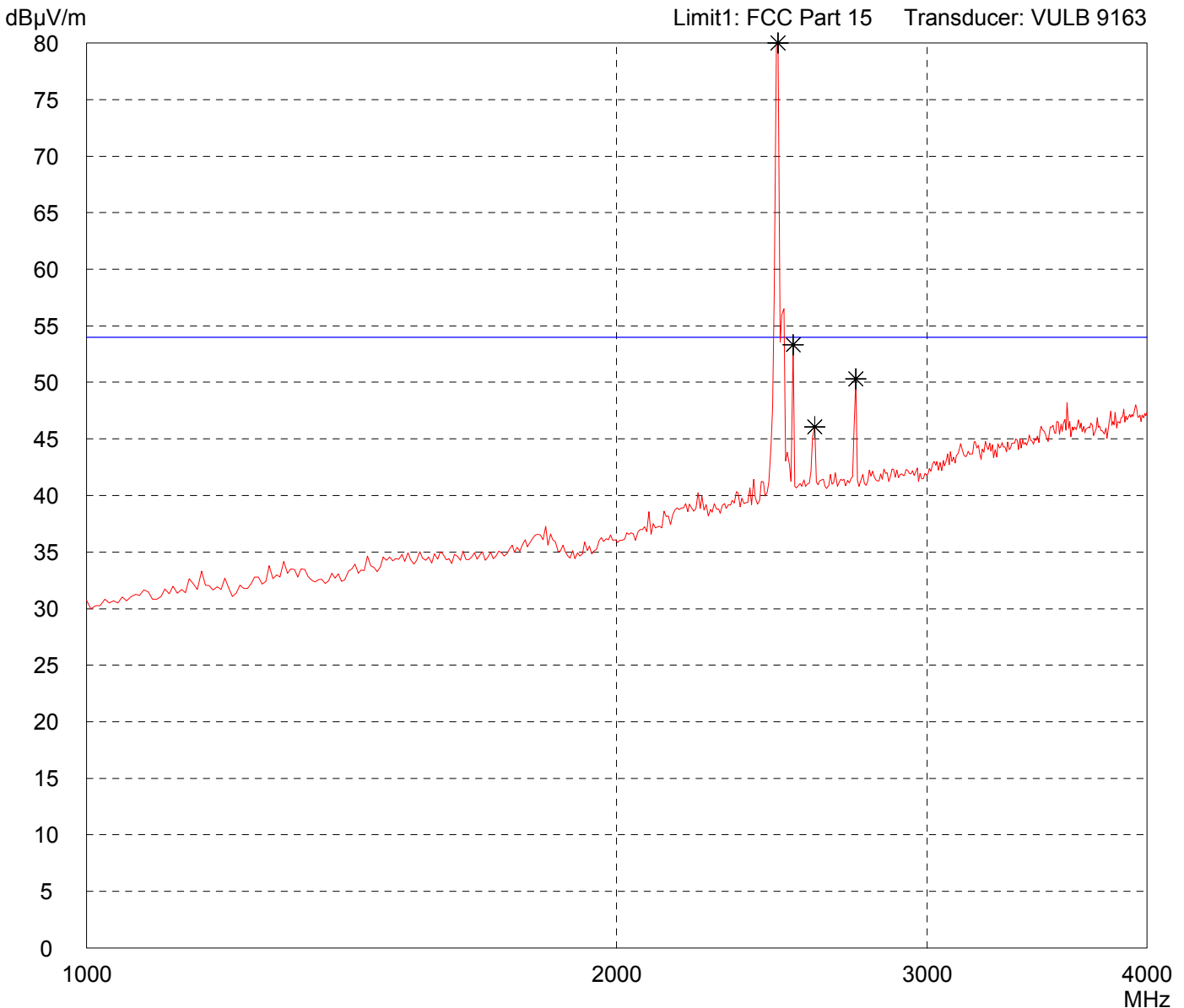
Radiated Emission Test 1 GHz - 4 GHz acc. to FCC Part 15 (Fully Anechoic Chamber)

| | |
|---|---------------------------|
| Model: CyMotion Pro | |
| Serial no.: Mouse | |
| Applicant: Cherry GmbH | |
| Test site: Fully anechoic room, cabin no. 2 | |
| Tested on: Test distance 3 metres Vertical Polarization | |
| Date of test: 12/06/2004 | Operator: M. Steindl |
| Test performed: automatically | File name: default.emi |

Comment:
- Test Mode: continuous transmitting with modulation
- highest channel

| |
|-------------------|
| Detector: Peak |
|-------------------|

List of values:
Selected by hand



| |
|--------------------|
| Result: Prescan |
|--------------------|

| | |
|------------------------------|---------------------|
| Project file: 50305-40687 | Page of Pages |
|------------------------------|---------------------|

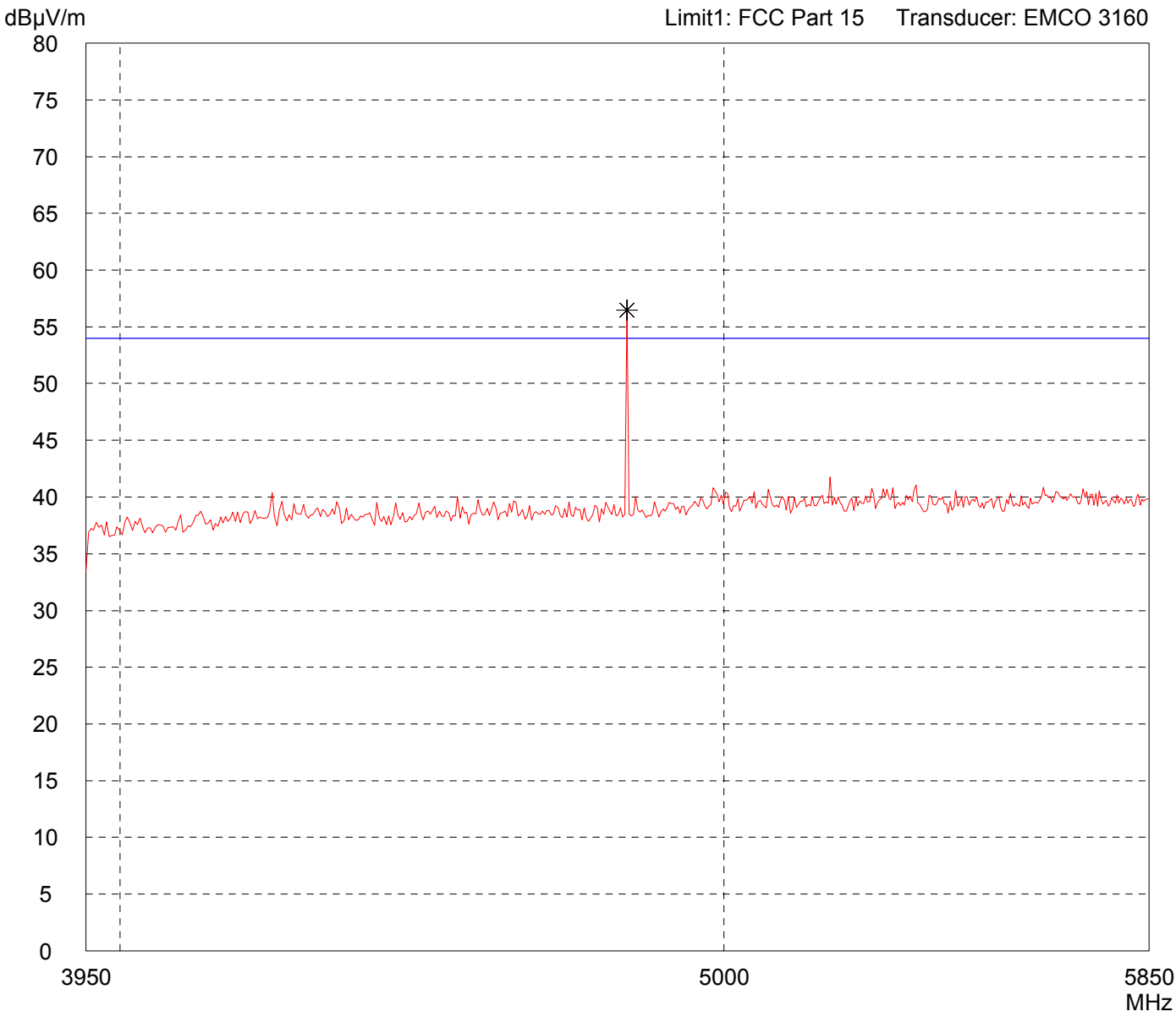
Radiated Emission Test 3.95 GHz - 5.85 GHz acc. to FCC Part 15 (EMCO 3160)

| | |
|---|----------------------------------|
| Model: CyMotion Pro | |
| Serial no.: Mouse | |
| Applicant: Cherry GmbH | |
| Test site: Fully anechoic room, cabin no. 2 | |
| Tested on: Test distance 3 metres Horizontal Polarization | |
| Date of test: 12/09/2004 | Operator: M. Steindl |
| Test performed: automatically | File name: default.emi |

| | |
|--|--|
| Comment: - Test Mode: continious transmitting with modulation - lowest channel | |
|--|--|

| |
|--------------------------|
| Detector: Peak |
|--------------------------|

| | |
|--|---------------------|
| List of values: 10 dB Margin | 50 Subranges |
|--|---------------------|



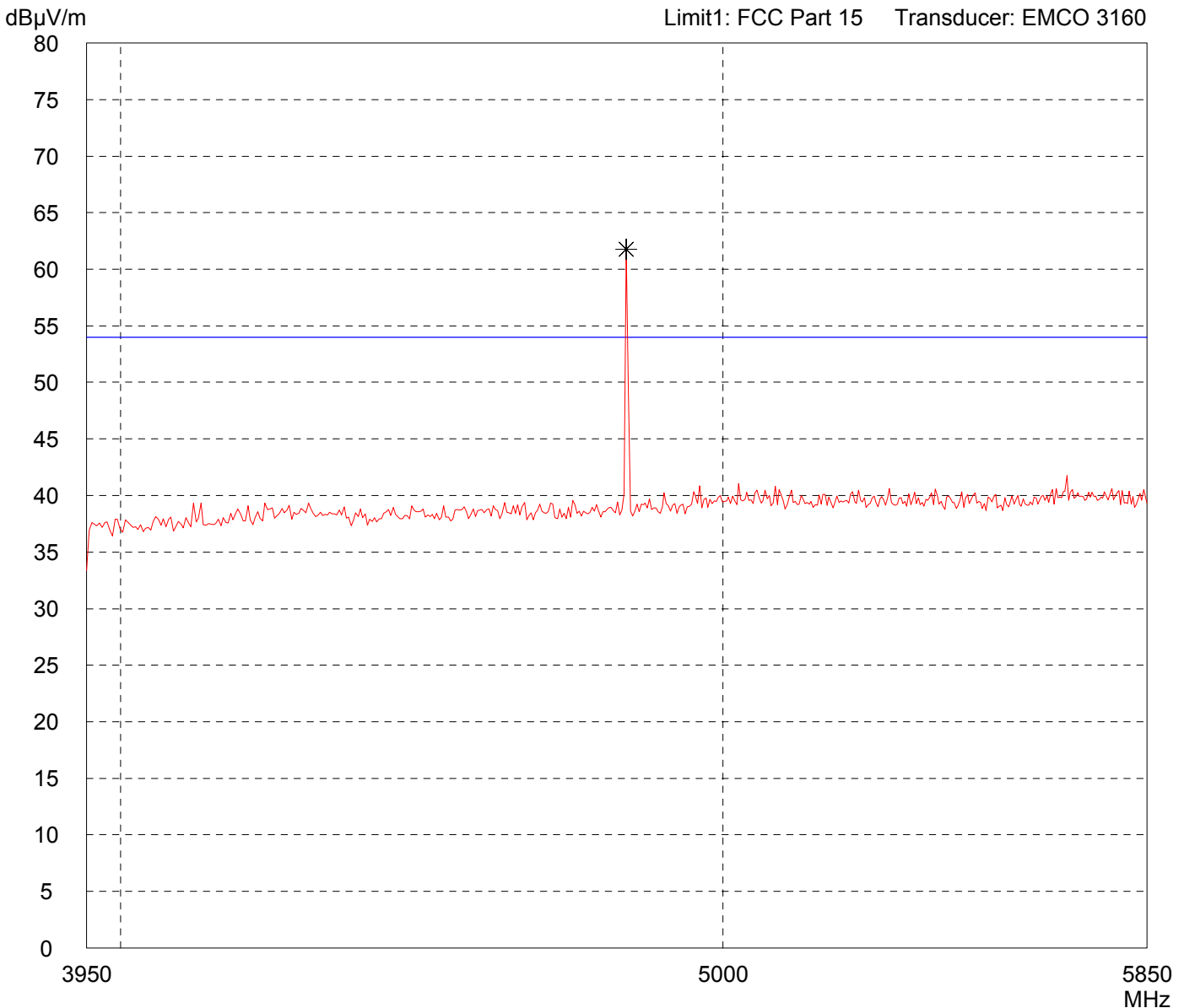
| |
|---------------------------|
| Result: Prescan |
|---------------------------|

| | |
|-------------------------------------|---------------------|
| Project file: 50305-40687 | Page of Pages |
|-------------------------------------|---------------------|

Radiated Emission Test 3.95 GHz - 5.85 GHz acc. to FCC Part 15 (EMCO 3160)

| | |
|---|--|
| <p>Model: CyMotion Pro</p> <p>Serial no.: Mouse</p> <p>Applicant: Cherry GmbH</p> <p>Test site: Fully anechoic room, cabin no. 2</p> <p>Tested on: Test distance 3 metres Vertical Polarization</p> <p>Date of test: 12/09/2004 Operator: M. Steindl</p> <p>Test performed: automatically File name: default.emi</p> | <p>Comment:</p> <ul style="list-style-type: none"> - Test Mode: continious transmitting with modulation - lowest channel |
|---|--|

| | |
|----------------------------------|--|
| <p>Detector: Peak</p> | <p>List of values: 10 dB Margin 50 Subranges</p> |
|----------------------------------|--|



| | |
|-----------------------------------|---|
| <p>Result: Prescan</p> | <p>Project file: 50305-40687</p> <p style="text-align: right;">Page of Pages</p> |
|-----------------------------------|---|

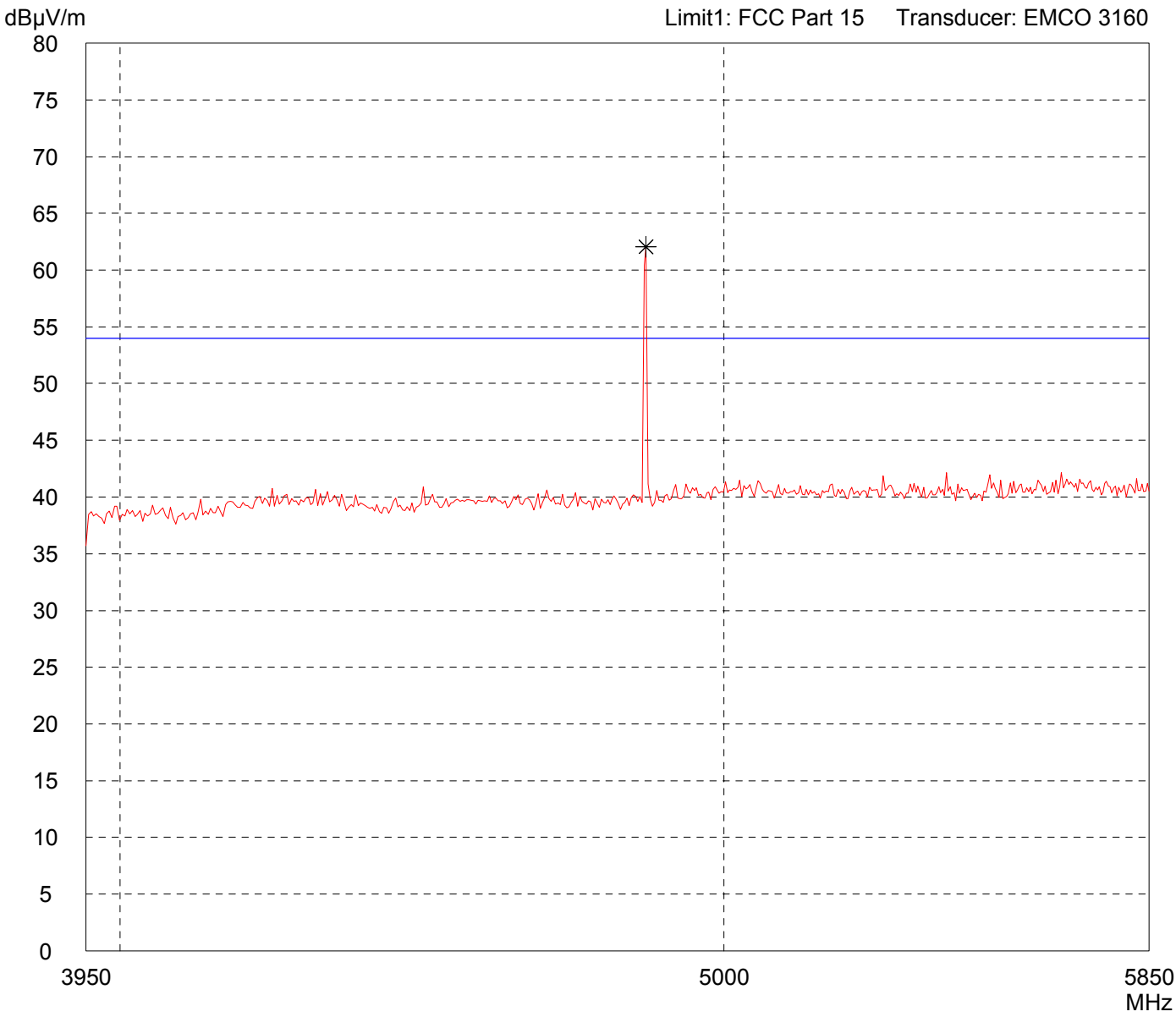
Radiated Emission Test 3.95 GHz - 5.85 GHz acc. to FCC Part 15 (EMCO 3160)

| | |
|---|----------------------------------|
| Model: CyMotion Pro | |
| Serial no.: Maus | |
| Applicant: Cherry GmbH | |
| Test site: Fully anechoic room, cabin no. 2 | |
| Tested on: Test distance 3 metres Horizontal Polarization | |
| Date of test: 11/03/2004 | Operator: M. Steindl |
| Test performed: automatically | File name: default.emi |

| | |
|--|--|
| Comment: | |
| - Test Mode: continuous transmitting with modulation | |
| - Note: With WHK/M3/13G-10SS high-pass-filter | |

| |
|--------------------------|
| Detector: Peak |
|--------------------------|

| | |
|-----------------|--------------|
| List of values: | 50 Subranges |
| 10 dB Margin | |



| |
|---------------------------|
| Result: Prescan |
|---------------------------|

| | |
|-------------------------------------|---------------------|
| Project file: 50305-40687 | Page of Pages |
|-------------------------------------|---------------------|

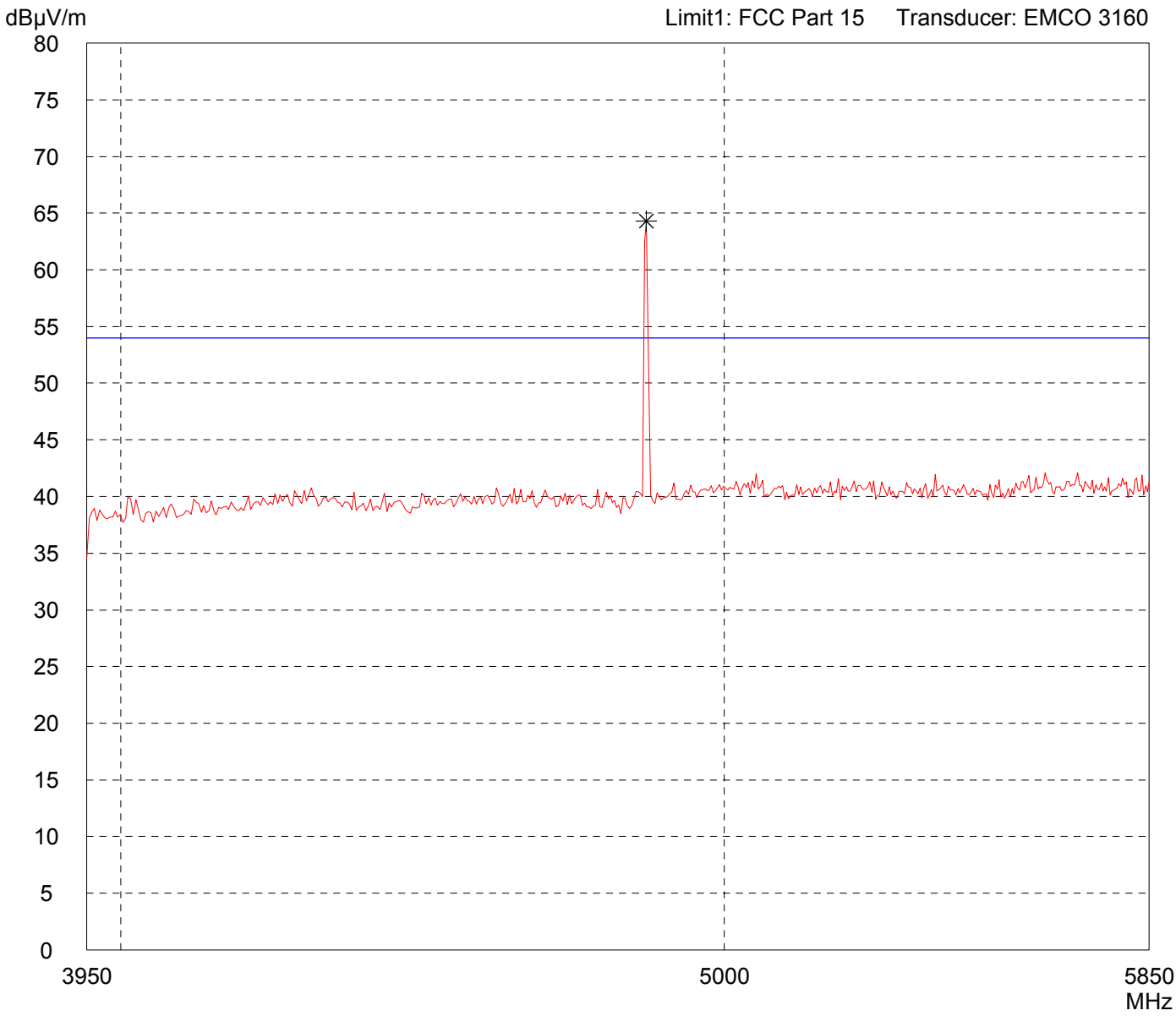
Radiated Emission Test 3.95 GHz - 5.85 GHz acc. to FCC Part 15 (EMCO 3160)

| | |
|---|----------------------------------|
| Model: CyMotion Pro | |
| Serial no.: Maus | |
| Applicant: Cherry GmbH | |
| Test site: Fully anechoic room, cabin no. 2 | |
| Tested on: Test distance 3 metres Vertical Polarization | |
| Date of test: 11/03/2004 | Operator: M. Steindl |
| Test performed: automatically | File name: default.emi |

| | |
|--|--|
| Comment: | |
| - Test Mode: continuous transmitting with modulation | |
| - Note: With WHK/M3/13G-10SS high-pass-filter | |

| |
|--------------------------|
| Detector: Peak |
|--------------------------|

| | |
|-----------------|--------------|
| List of values: | 50 Subranges |
| 10 dB Margin | |



| |
|---------------------------|
| Result: Prescan |
|---------------------------|

| | |
|-------------------------------------|---------------------|
| Project file: 50305-40687 | Page of Pages |
|-------------------------------------|---------------------|

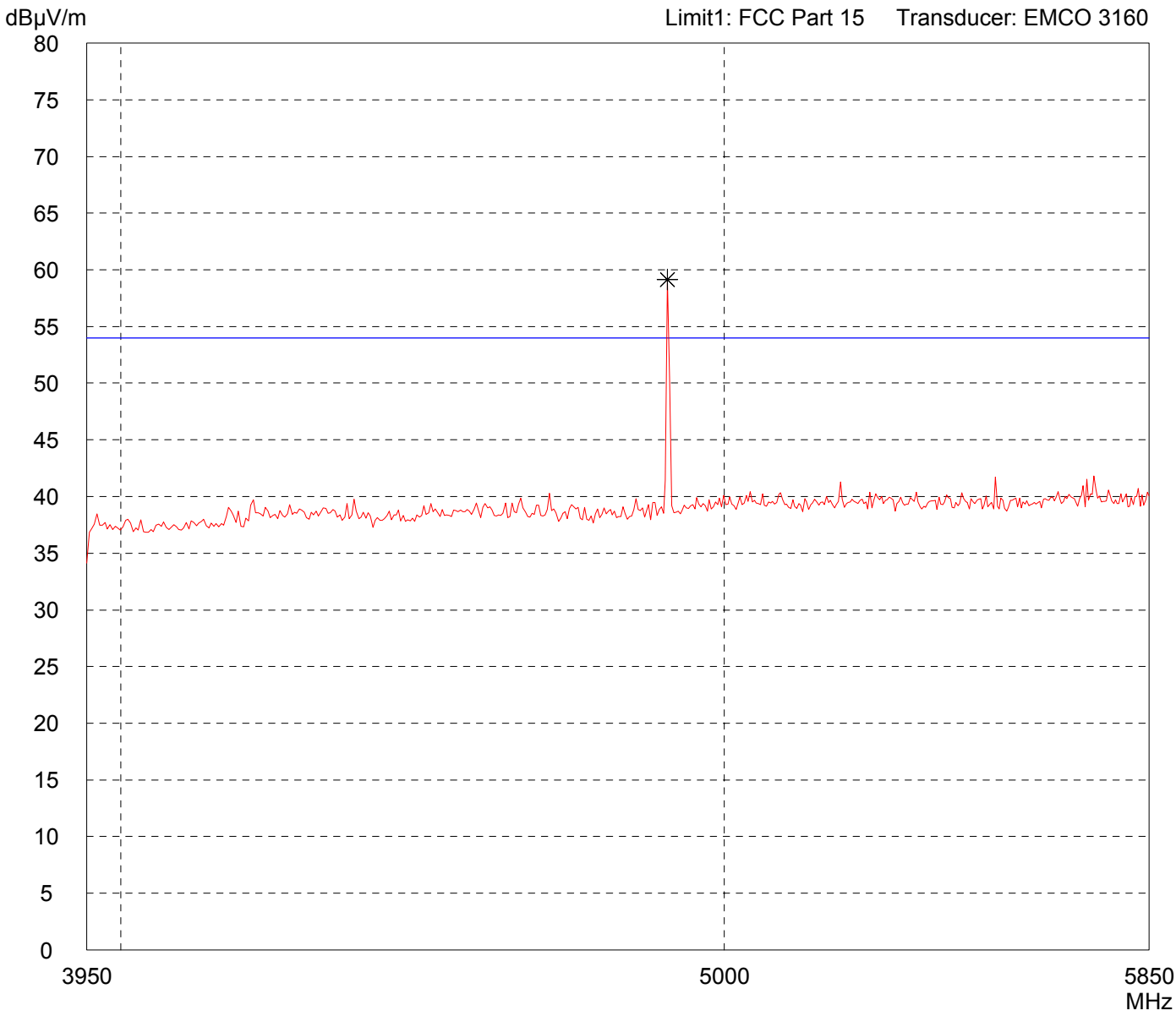
Radiated Emission Test 3.95 GHz - 5.85 GHz acc. to FCC Part 15 (EMCO 3160)

| | |
|---|----------------------------------|
| Model: CyMotion Pro | |
| Serial no.: Mouse | |
| Applicant: Cherry GmbH | |
| Test site: Fully anechoic room, cabin no. 2 | |
| Tested on: Test distance 3 metres Horizontal Polarization | |
| Date of test: 12/09/2004 | Operator: M. Steindl |
| Test performed: automatically | File name: default.emi |

| | |
|---|--|
| Comment: - Test Mode: continious transmitting with modulation - highest channel | |
|---|--|

| |
|--------------------------|
| Detector: Peak |
|--------------------------|

| | |
|--|---------------------|
| List of values: 10 dB Margin | 50 Subranges |
|--|---------------------|



| |
|---------------------------|
| Result: Prescan |
|---------------------------|

| | |
|-------------------------------------|---------------------|
| Project file: 50305-40687 | Page of Pages |
|-------------------------------------|---------------------|

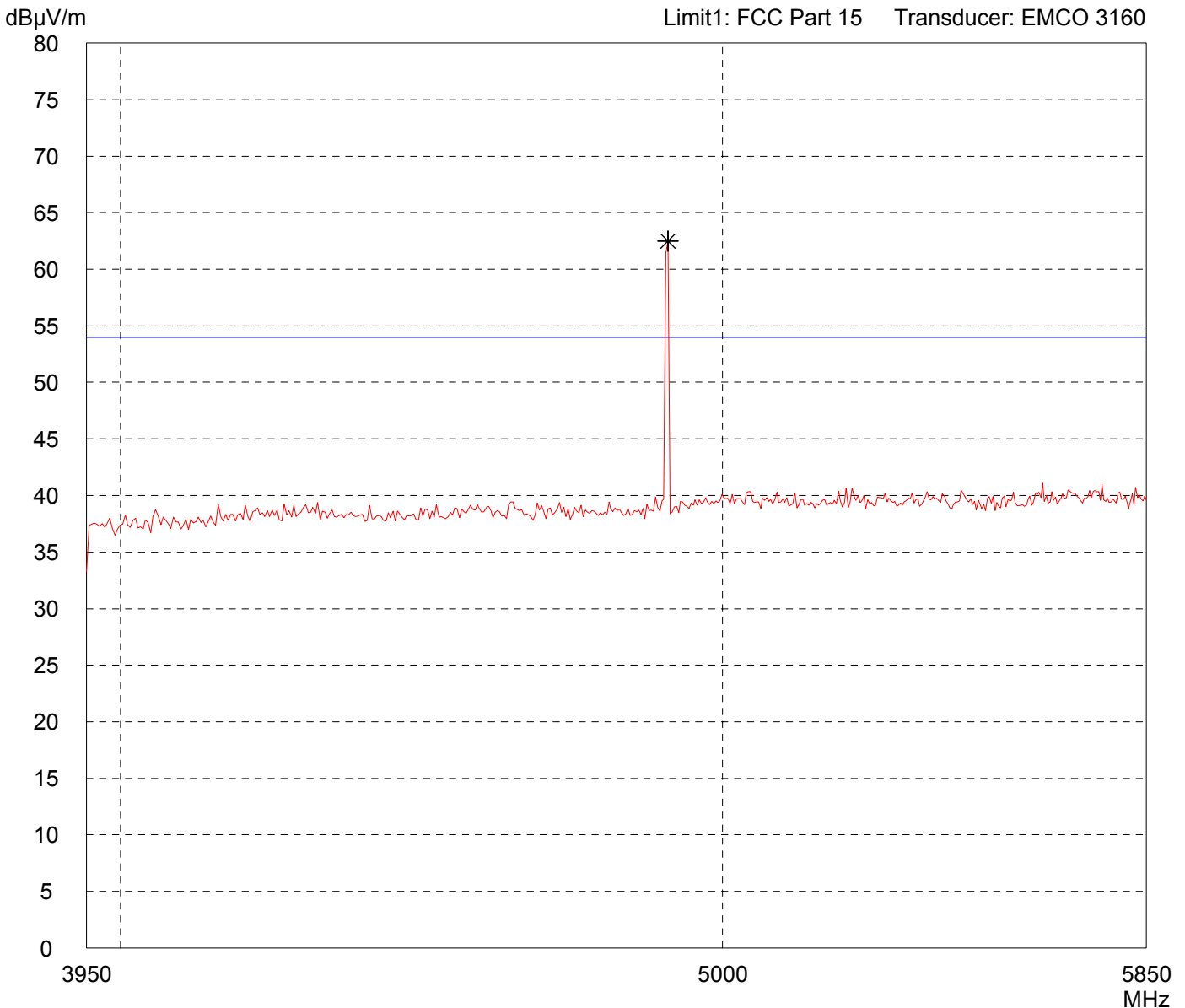
Radiated Emission Test 3.95 GHz - 5.85 GHz acc. to FCC Part 15 (EMCO 3160)

| | |
|---|----------------------------------|
| Model: CyMotion Pro | |
| Serial no.: Mouse | |
| Applicant: Cherry GmbH | |
| Test site: Fully anechoic room, cabin no. 2 | |
| Tested on: Test distance 3 metres Vertical Polarization | |
| Date of test: 12/09/2004 | Operator: M. Steindl |
| Test performed: automatically | File name: default.emi |

Comment:
- Test Mode: continious transmitting with modulation
- highest channel

| |
|--------------------------|
| Detector: Peak |
|--------------------------|

List of values:
10 dB Margin **50 Subranges**



| |
|---------------------------|
| Result: Prescan |
|---------------------------|

Project file:
50305-40687 Page of Pages

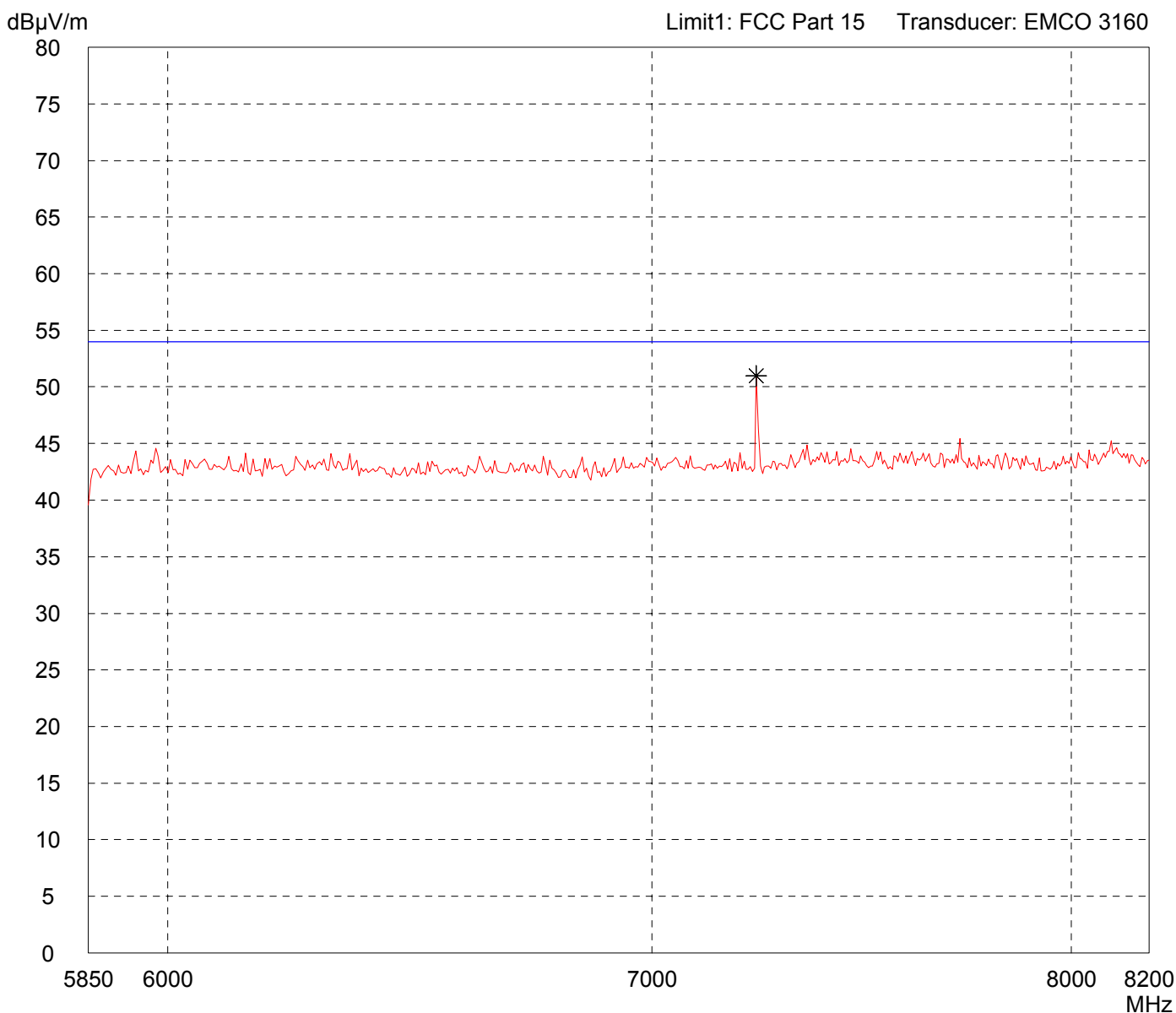
Radiated Emission Test 5.85 GHz - 8.2 GHz acc. to FCC Part 15 (EMCO 3160)

| | |
|---|----------------------------------|
| Model: CyMotion Pro | |
| Serial no.: Mouse | |
| Applicant: Cherry GmbH | |
| Test site: Fully anechoic room, cabin no. 2 | |
| Tested on: Test distance 3 metres Horizontal Polarization | |
| Date of test: 12/09/2004 | Operator: M. Steindl |
| Test performed: automatically | File name: default.emi |

| |
|--|
| Comment: - Test Mode: continious transmitting with modulation - lowest channel |
|--|

| |
|--------------------------|
| Detector: Peak |
|--------------------------|

| |
|--|
| List of values: Selected by hand |
|--|



| |
|---------------------------|
| Result: Prescan |
|---------------------------|

| | |
|-------------------------------------|---------------------|
| Project file: 50305-40687 | Page of Pages |
|-------------------------------------|---------------------|

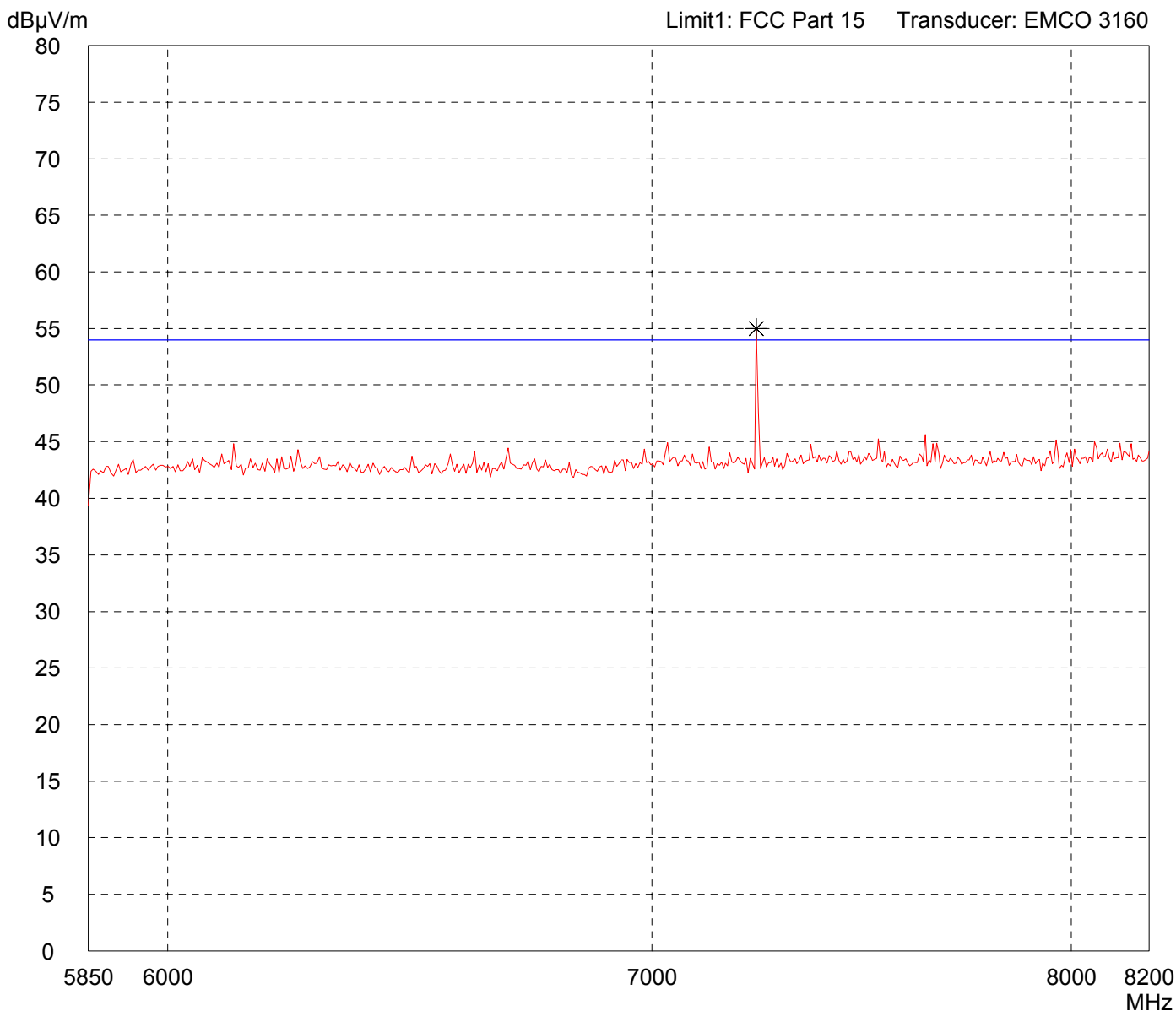
Radiated Emission Test 5.85 GHz - 8.2 GHz acc. to FCC Part 15 (EMCO 3160)

| | |
|---|----------------------------------|
| Model: CyMotion Pro | |
| Serial no.: Mouse | |
| Applicant: Cherry GmbH | |
| Test site: Fully anechoic room, cabin no. 2 | |
| Tested on: Test distance 3 metres Vertical Polarization | |
| Date of test: 12/09/2004 | Operator: M. Steindl |
| Test performed: automatically | File name: default.emi |

| |
|--|
| Comment: - Test Mode: continious transmitting with modulation - lowest channel |
|--|

| |
|--------------------------|
| Detector: Peak |
|--------------------------|

| |
|--|
| List of values: Selected by hand |
|--|



| |
|---------------------------|
| Result: Prescan |
|---------------------------|

| | |
|-------------------------------------|---------------------|
| Project file: 50305-40687 | Page of Pages |
|-------------------------------------|---------------------|

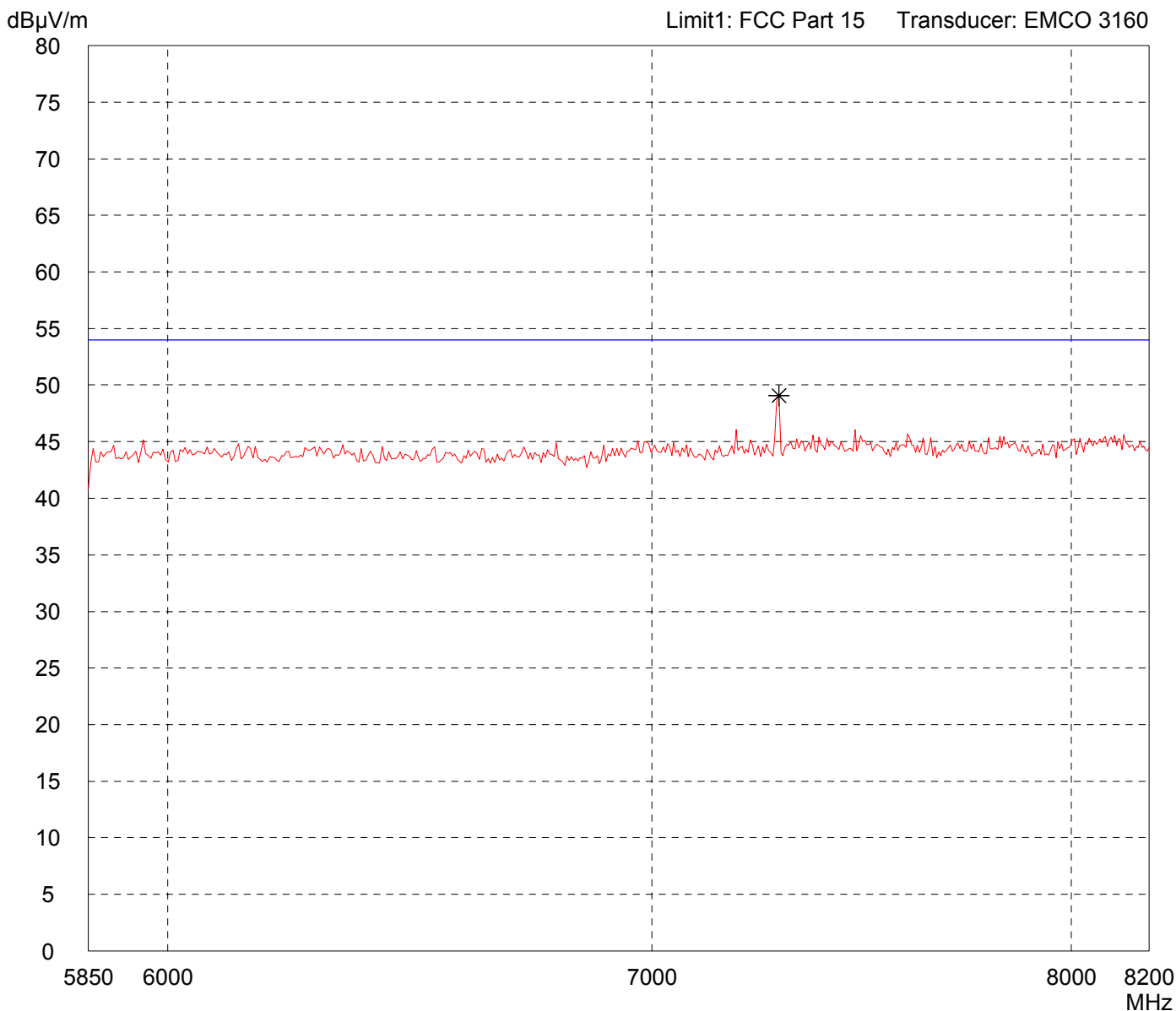
Radiated Emission Test 5.85 GHz - 8.2 GHz acc. to FCC Part 15 (EMCO 3160)

| | |
|---|---------------------------|
| Model: CyMotion Pro | |
| Serial no.: Maus | |
| Applicant: Cherry GmbH | |
| Test site: Fully anechoic room, cabin no. 2 | |
| Tested on: Test distance 3 metres Horizontal Polarization | |
| Date of test: 11/03/2004 | Operator: M. Steindl |
| Test performed: automatically | File name: default.emi |

| |
|--|
| Comment: - Test Mode: continous transmitting with modulation - Note: With WHK/M3/13G-10SS high-pass-filter |
|--|

| |
|-------------------|
| Detector: Peak |
|-------------------|

| |
|-------------------------------------|
| List of values: Selected by hand |
|-------------------------------------|



| |
|--------------------|
| Result: Prescan |
|--------------------|

| | |
|------------------------------|---------------------|
| Project file: 50305-40687 | Page of Pages |
|------------------------------|---------------------|

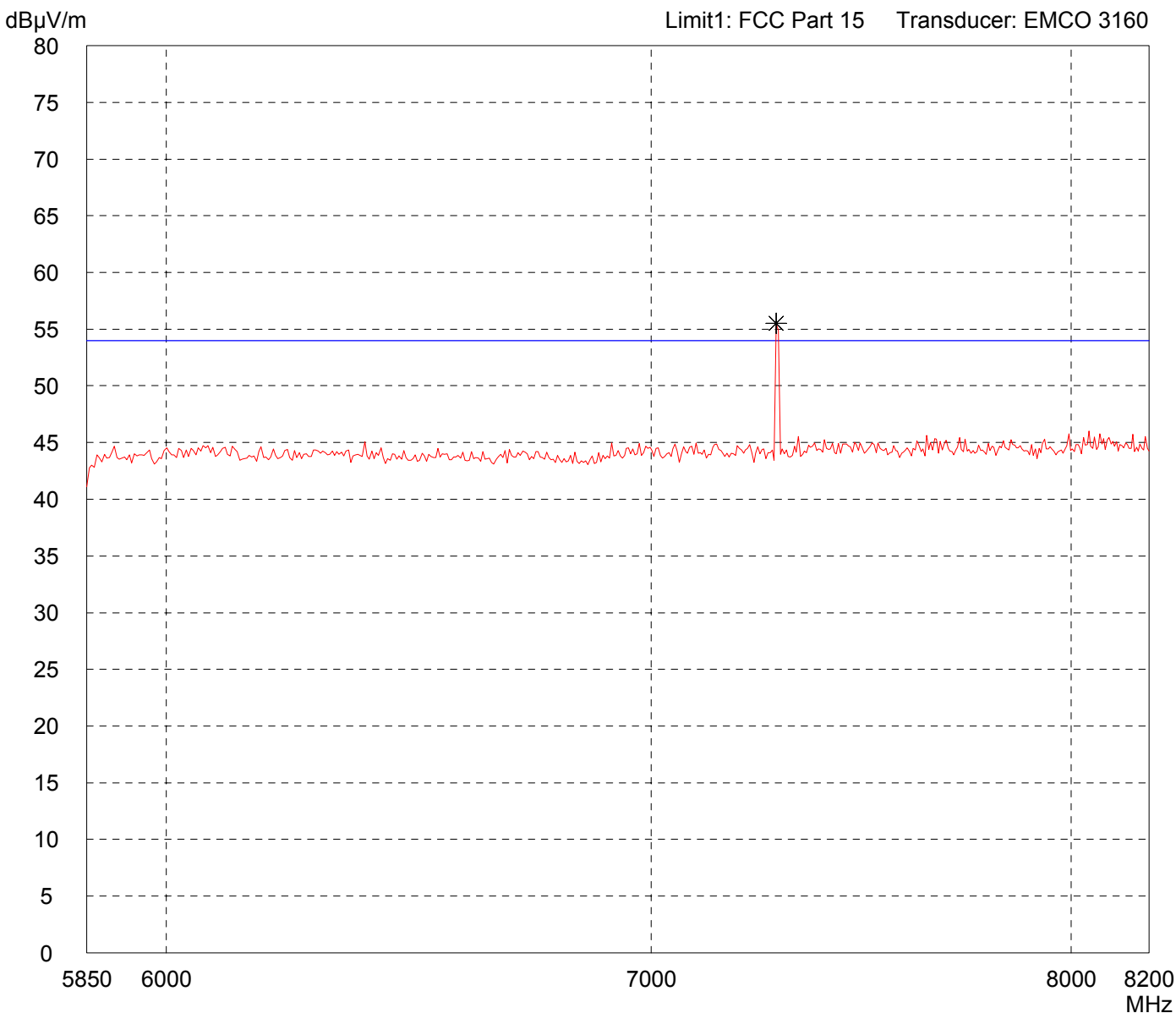
Radiated Emission Test 5.85 GHz - 8.2 GHz acc. to FCC Part 15 (EMCO 3160)

| | |
|---|---------------------------|
| Model: CyMotion Pro | |
| Serial no.: Maus | |
| Applicant: Cherry GmbH | |
| Test site: Fully anechoic room, cabin no. 2 | |
| Tested on: Test distance 3 metres Vertical Polarization | |
| Date of test: 11/03/2004 | Operator: M. Steindl |
| Test performed: automatically | File name: default.emi |

| |
|---|
| Comment: - Test Mode: continuous transmitting with modulation - Note: With WHK/M3/13G-10SS high-pass-filter |
|---|

| |
|-------------------|
| Detector: Peak |
|-------------------|

| |
|-------------------------------------|
| List of values: Selected by hand |
|-------------------------------------|



| |
|--------------------|
| Result: Prescan |
|--------------------|

| | |
|------------------------------|---------------------|
| Project file: 50305-40687 | Page of Pages |
|------------------------------|---------------------|

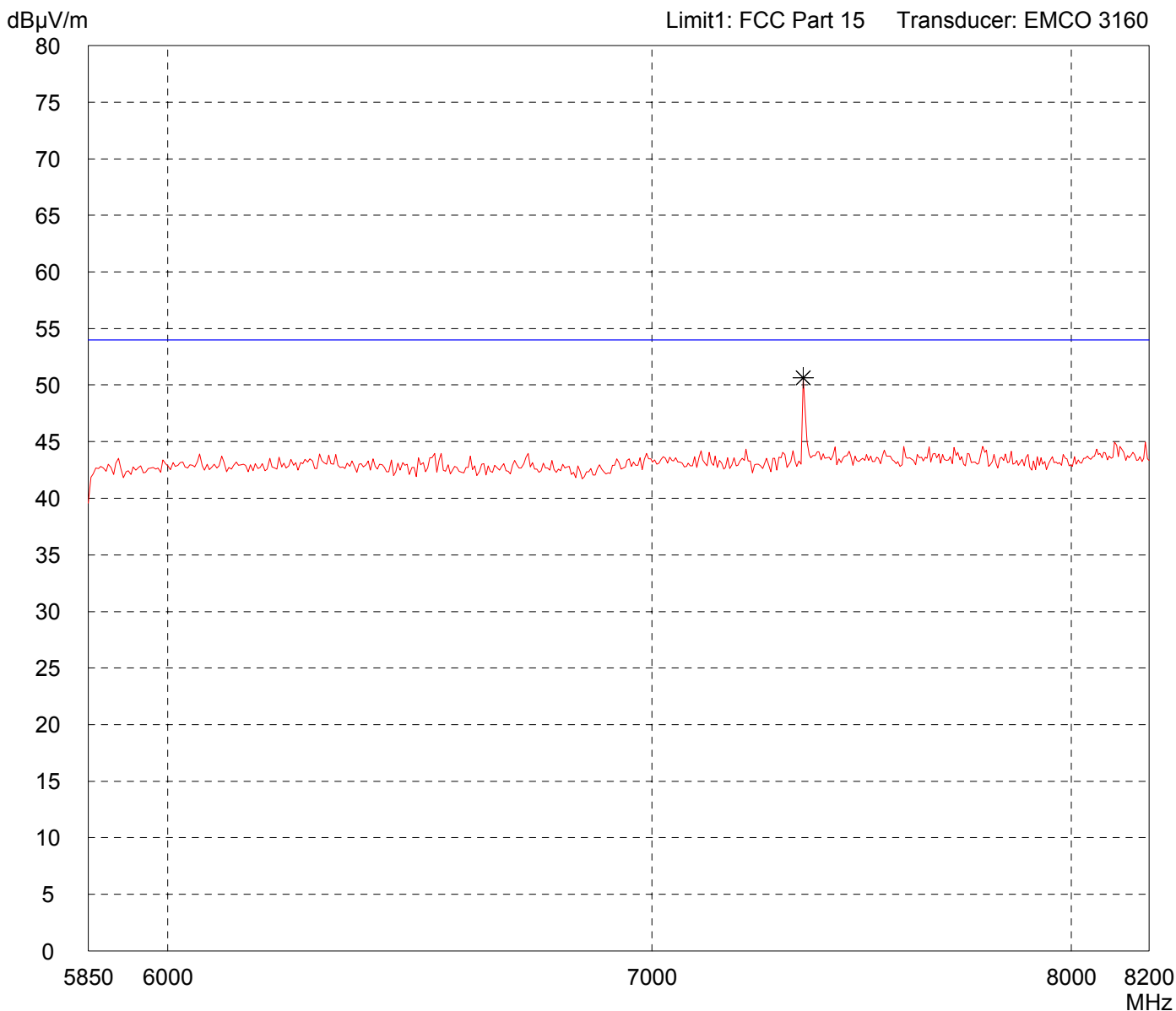
Radiated Emission Test 5.85 GHz - 8.2 GHz acc. to FCC Part 15 (EMCO 3160)

| | |
|---|----------------------------------|
| Model: CyMotion Pro | |
| Serial no.: Mouse | |
| Applicant: Cherry GmbH | |
| Test site: Fully anechoic room, cabin no. 2 | |
| Tested on: Test distance 3 metres Horizontal Polarization | |
| Date of test: 12/09/2004 | Operator: M. Steindl |
| Test performed: automatically | File name: default.emi |

| |
|---|
| Comment: - Test Mode: continuous transmitting with modulation - highest channel |
|---|

| |
|--------------------------|
| Detector: Peak |
|--------------------------|

| |
|--|
| List of values: Selected by hand |
|--|



| |
|---------------------------|
| Result: Prescan |
|---------------------------|

| | |
|-------------------------------------|---------------------|
| Project file: 50305-40687 | Page of Pages |
|-------------------------------------|---------------------|

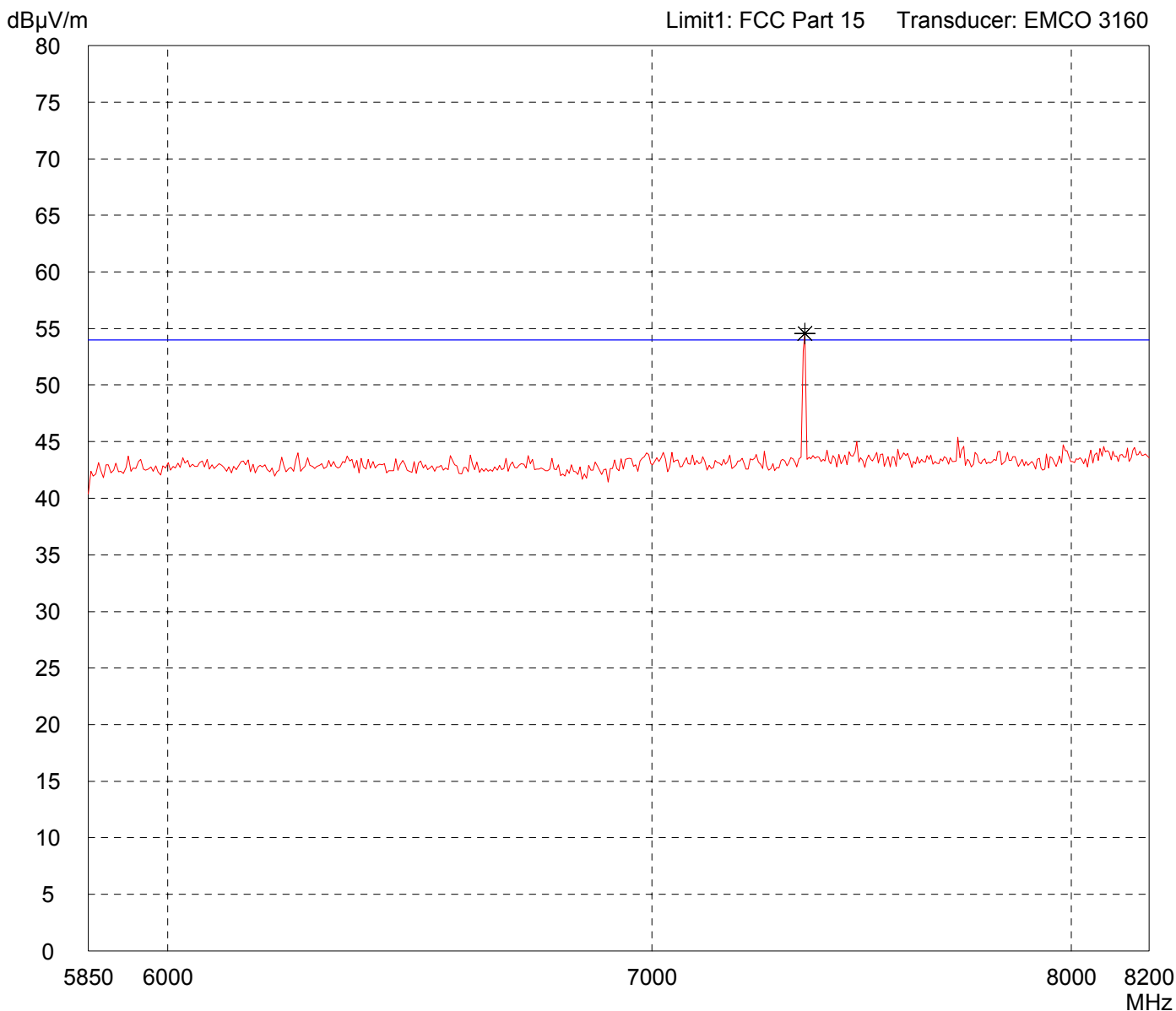
Radiated Emission Test 5.85 GHz - 8.2 GHz acc. to FCC Part 15 (EMCO 3160)

| | |
|---|----------------------------------|
| Model: CyMotion Pro | |
| Serial no.: Mouse | |
| Applicant: Cherry GmbH | |
| Test site: Fully anechoic room, cabin no. 2 | |
| Tested on: Test distance 3 metres Vertical Polarization | |
| Date of test: 12/09/2004 | Operator: M. Steindl |
| Test performed: automatically | File name: default.emi |

| |
|---|
| Comment: - Test Mode: continuous transmitting with modulation - highest channel |
|---|

| |
|--------------------------|
| Detector: Peak |
|--------------------------|

| |
|--|
| List of values: Selected by hand |
|--|



| |
|---------------------------|
| Result: Prescan |
|---------------------------|

| | |
|-------------------------------------|---------------------|
| Project file: 50305-40687 | Page of Pages |
|-------------------------------------|---------------------|

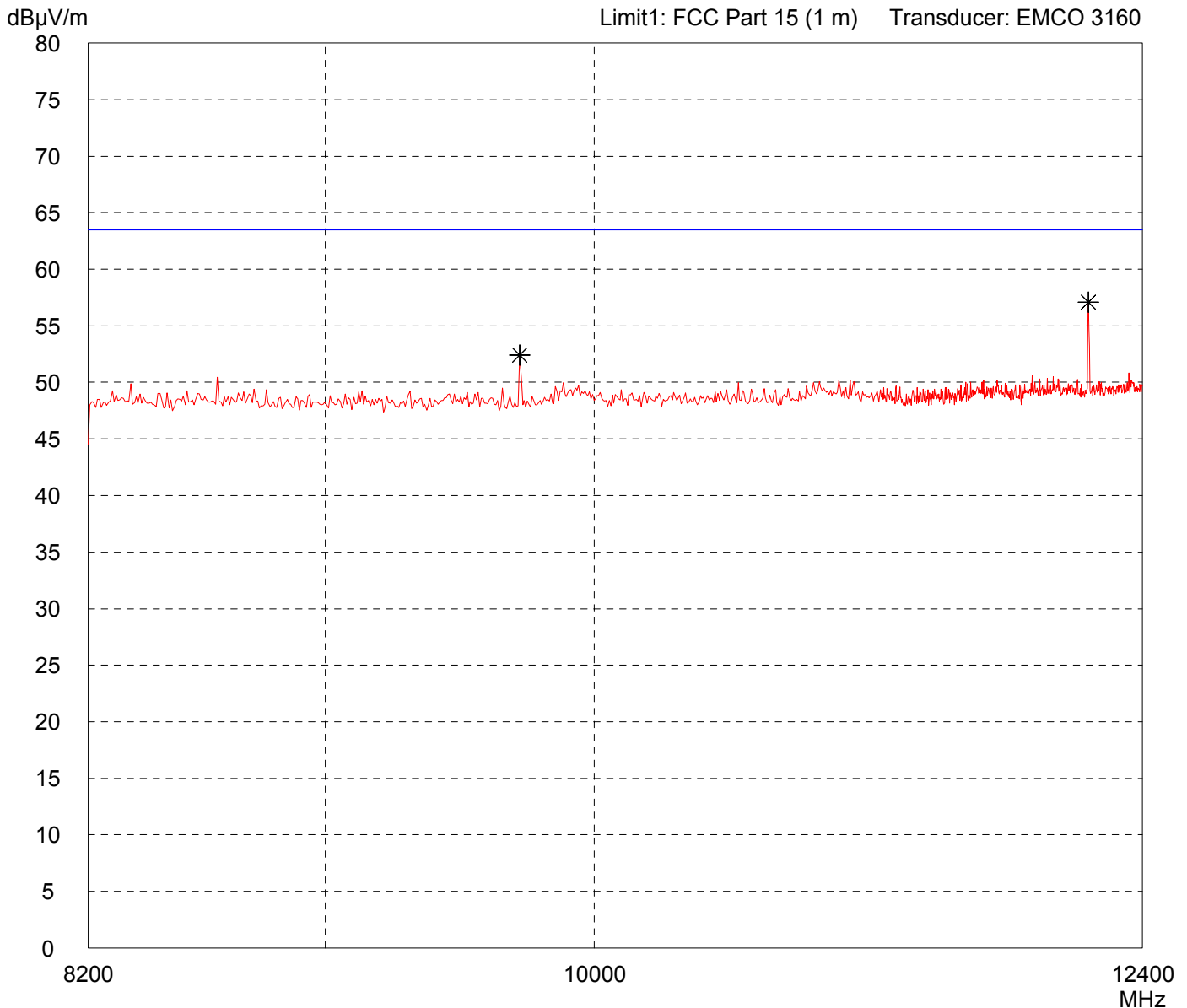
Radiated Emission Test 8.2 GHz - 12.4 GHz acc. to FCC Part 15 (EMCO 3160)

| | |
|--|---------------------------|
| Model: CYMotion Pro | |
| Serial no.: Mouse | |
| Applicant: Cherry GmbH | |
| Test site: Fully anechoic room, cabin no. 2 | |
| Tested on: Test distance 1 meter Horizontal Polarization | |
| Date of test: 11/08/2004 | Operator: M. Steindl |
| Test performed: automatically | File name: default.emi |

| |
|---|
| Comment: - Test Mode: continious transmitting with modulation - Note: With WHK/M3/13G-10SS high-pass-filter |
|---|

| |
|-------------------|
| Detector: Peak |
|-------------------|

| |
|-------------------------------------|
| List of values: Selected by hand |
|-------------------------------------|



| |
|--------------------|
| Result: Prescan |
|--------------------|

| | |
|------------------------------|---------------------|
| Project file: 50305-40687 | Page of Pages |
|------------------------------|---------------------|

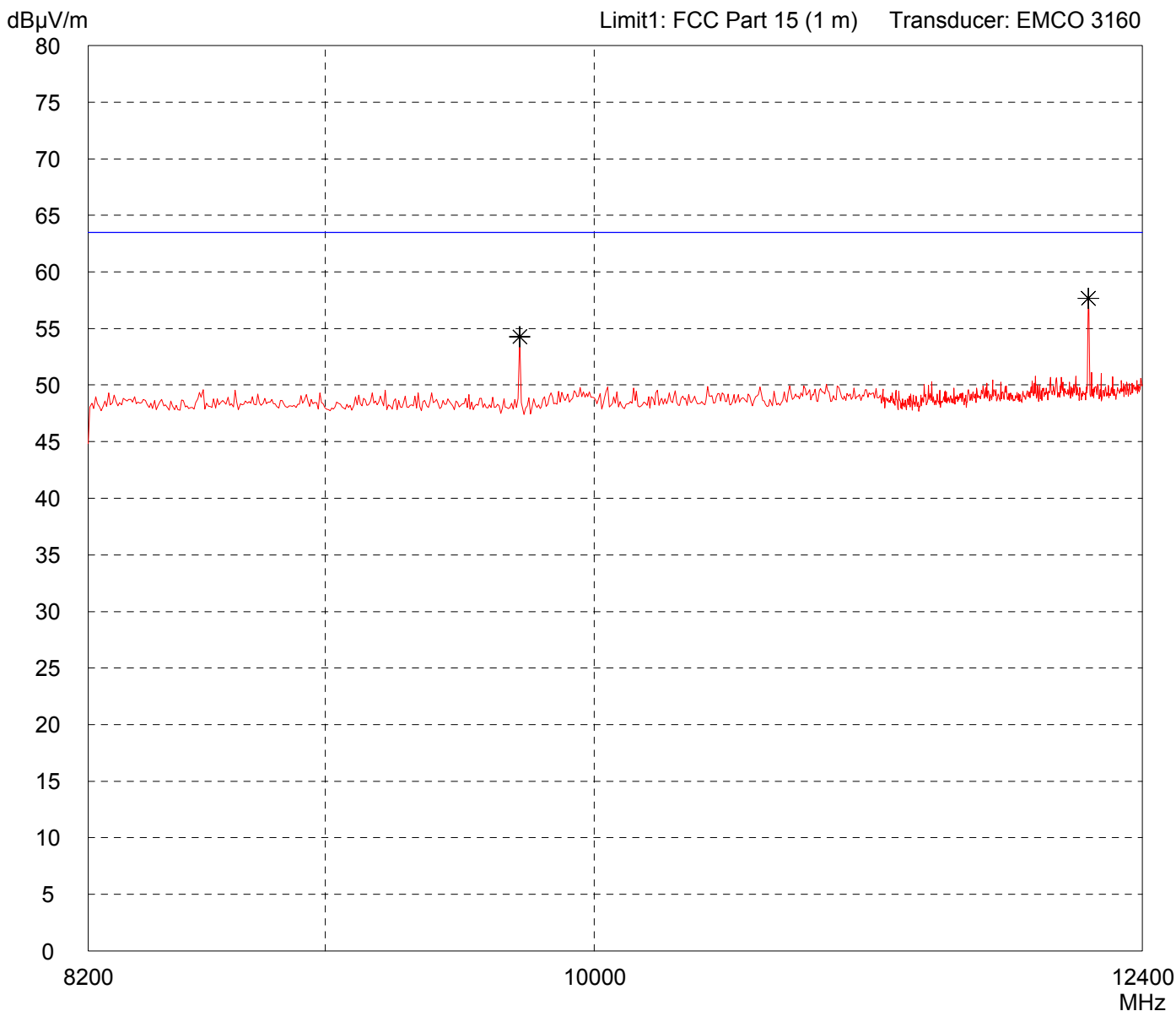
Radiated Emission Test 8.2 GHz - 12.4 GHz acc. to FCC Part 15 (EMCO 3160)

| | |
|--|---------------------------|
| Model: CYMotion Pro | |
| Serial no.: Mouse | |
| Applicant: Cherry GmbH | |
| Test site: Fully anechoic room, cabin no. 2 | |
| Tested on: Test distance 1 meter Vertical Polarization | |
| Date of test: 11/08/2004 | Operator: M. Steindl |
| Test performed: automatically | File name: default.emi |

| | |
|---|--|
| Comment: - Test Mode: continuous transmitting with modulation - Note: With WHK/M3/13G-10SS high-pass-filter | |
|---|--|

| |
|-------------------|
| Detector: Peak |
|-------------------|

| | |
|---------------------------------|--------------|
| List of values: 10 dB Margin | 50 Subranges |
|---------------------------------|--------------|



| |
|--------------------|
| Result: Prescan |
|--------------------|

| | |
|------------------------------|---------------------|
| Project file: 50305-40687 | Page of Pages |
|------------------------------|---------------------|

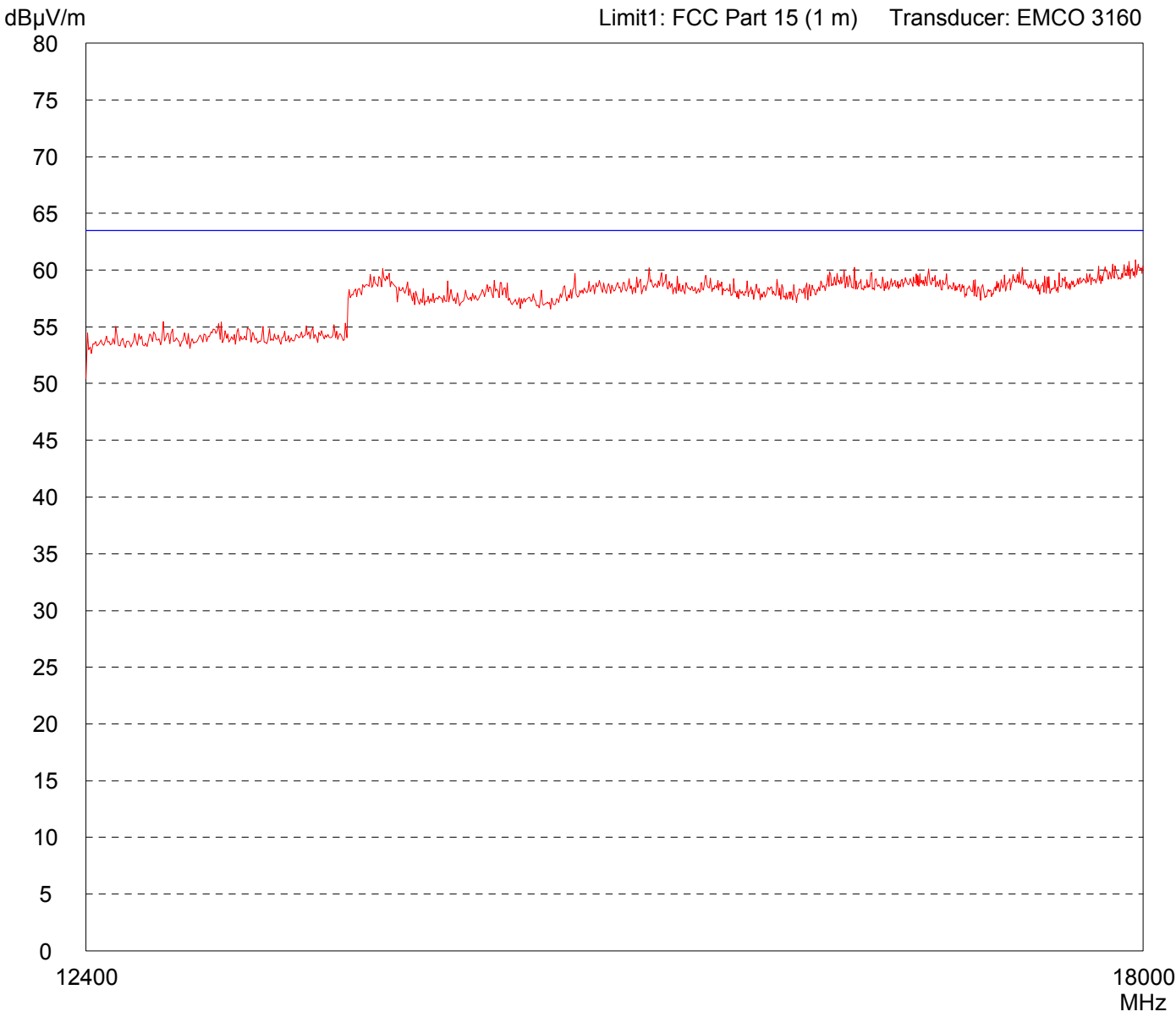
Radiated Emission Test 12.4 GHz - 18 GHz acc. to FCC Part 15 (EMCO 3160)

| | |
|--|----------------------------------|
| Model: CYMotion Pro | |
| Serial no.: Mouse | |
| Applicant: Cherry GmbH | |
| Test site: Fully anechoic room, cabin no. 2 | |
| Tested on: Test distance 1 meter Horizontal Polarization | |
| Date of test: 11/08/2004 | Operator: M. Steindl |
| Test performed: automatically | File name: default.emi |

Comment:
- Test Mode: continuous transmitting with modulation

Detector:
Peak

List of values:
Selected by hand



Result:
Prescan

Project file:
50305-40687

Page of Pages

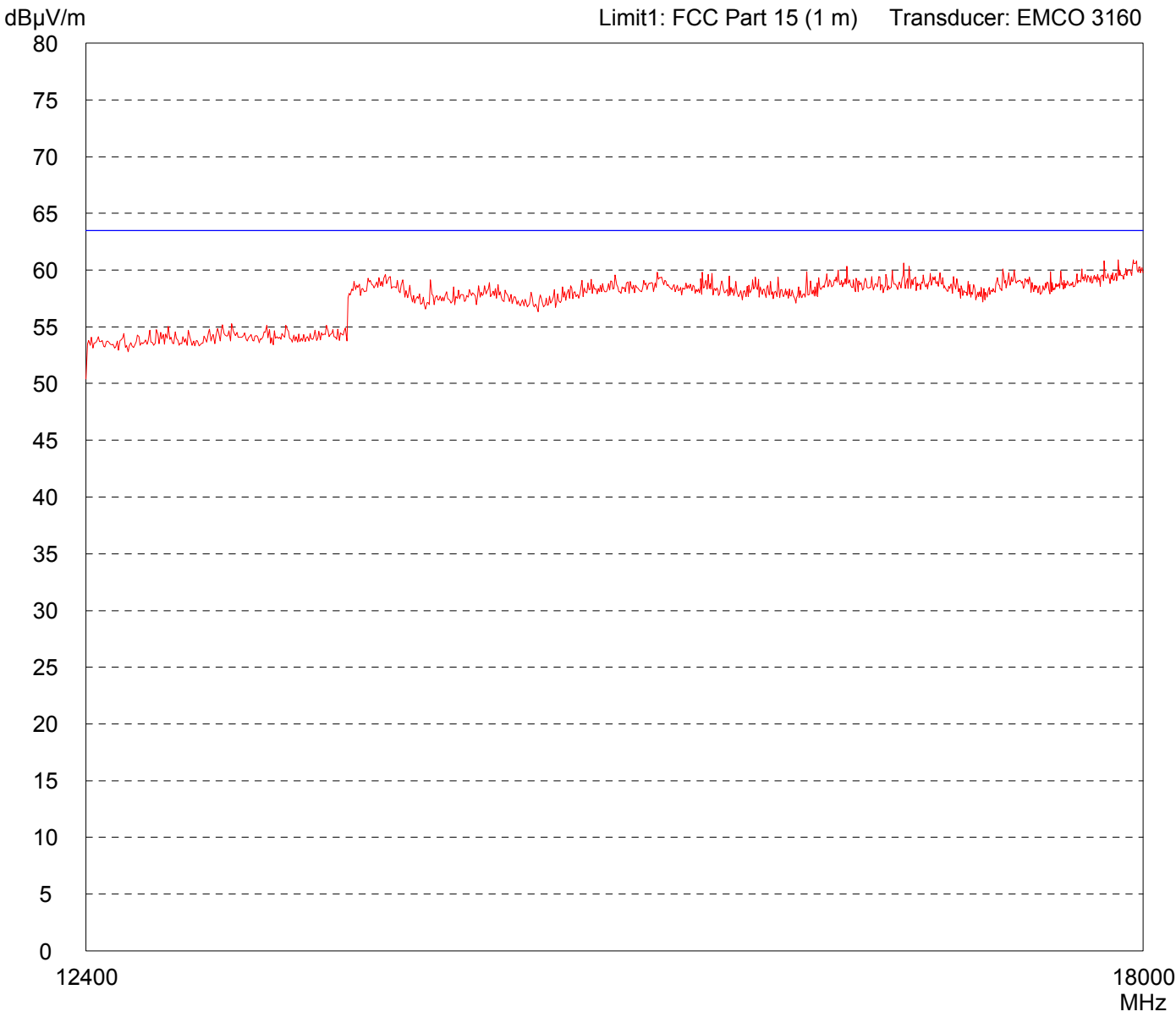
Radiated Emission Test 12.4 GHz - 18 GHz acc. to FCC Part 15 (EMCO 3160)

| | |
|--|----------------------------------|
| Model: CYMotion Pro | |
| Serial no.: Mouse | |
| Applicant: Cherry GmbH | |
| Test site: Fully anechoic room, cabin no. 2 | |
| Tested on: Test distance 1 meter Vertical Polarization | |
| Date of test: 11/08/2004 | Operator: M. Steindl |
| Test performed: automatically | File name: default.emi |

Comment:
- Test Mode: continuous transmitting with modulation

Detector:
Peak

List of values:
Selected by hand



Result:
Prescan

Project file:
50305-40687

Page of Pages

Radiated Emission Test acc. to FCC Part 15

Model:
CyMotion Pro Funk-Bundle

Serial No.:
Mouse

Applicant:
Cherry GmbH

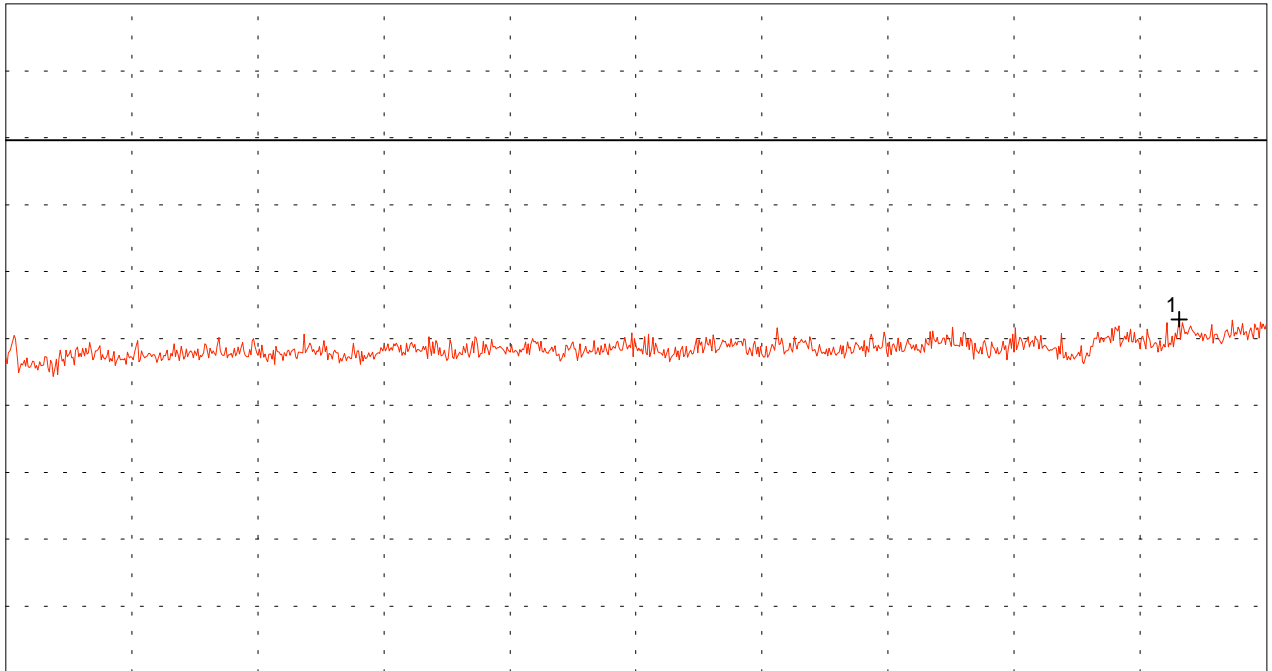
Mode:
- transmitting continuously with modulation

- test distance: 0.5 m
- horizontal

Ref.Level 79.8 dB μ V
5 dB/Div.

ATT 0 dB

Ref. Offset 42.8 dB



Start 18.000 GHz
RBW 1 MHz

VBW 100 kHz

Stop 25.000 GHz
SWP 220 ms

Multi Marker List

| No. | Frequency | Amplitude |
|-------|---------------|------------------|
| No. 1 | 24.517778 GHz | 56.23 dB μ V |

Tested by:
M. Steindl

Date:
11/25/2004

Project-No.:
50305-40687

Page of pages

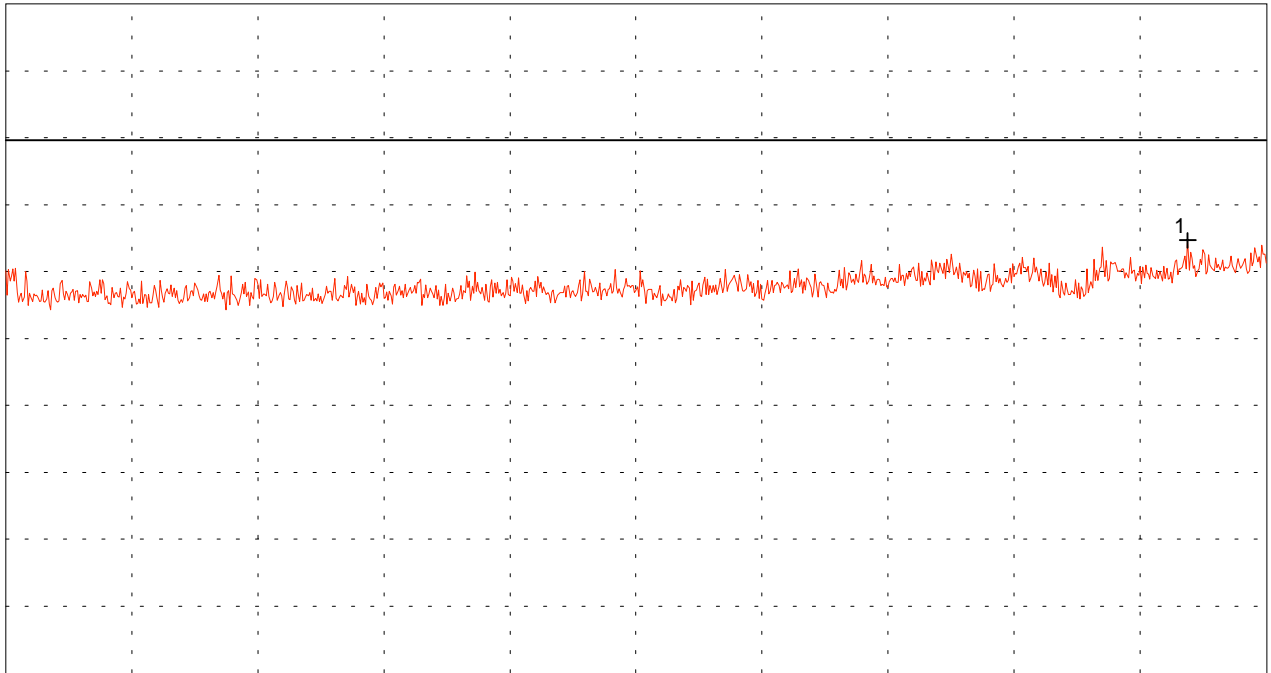
Radiated Emission Test acc. to FCC Part 15

| | |
|---|--|
| Model: CyMotion Pro Funk-Bundle | Mode: - transmitting continuously with modulation |
| Serial No.: Mouse | - test distance: 0.5 m - horizontal |
| Applicant: Cherry GmbH | |
| | |
| | |
| | |

Ref.Level 79.8 dB μ V
5 dB/Div.

ATT 0 dB

Ref. Offset 42.8 dB



Start 18.000 GHz
RBW 1 MHz

VBW 1 MHz

Stop 25.000 GHz
SWP 40 ms

| Multi Marker List | | |
|-------------------|---------------|------------------|
| No. 1 | 24.564444 GHz | 62.14 dB μ V |

| | |
|---------------------------------|------------------------------------|
| Tested by: M. Steindl | Project-No.: 50305-40687 |
| Date: 11/25/2004 | Page of pages |

Radiated Emission Test acc. to FCC Part 15

Model:
CyMotion Pro Funk-Bundle

Serial No.:
Mouse

Applicant:
Cherry GmbH

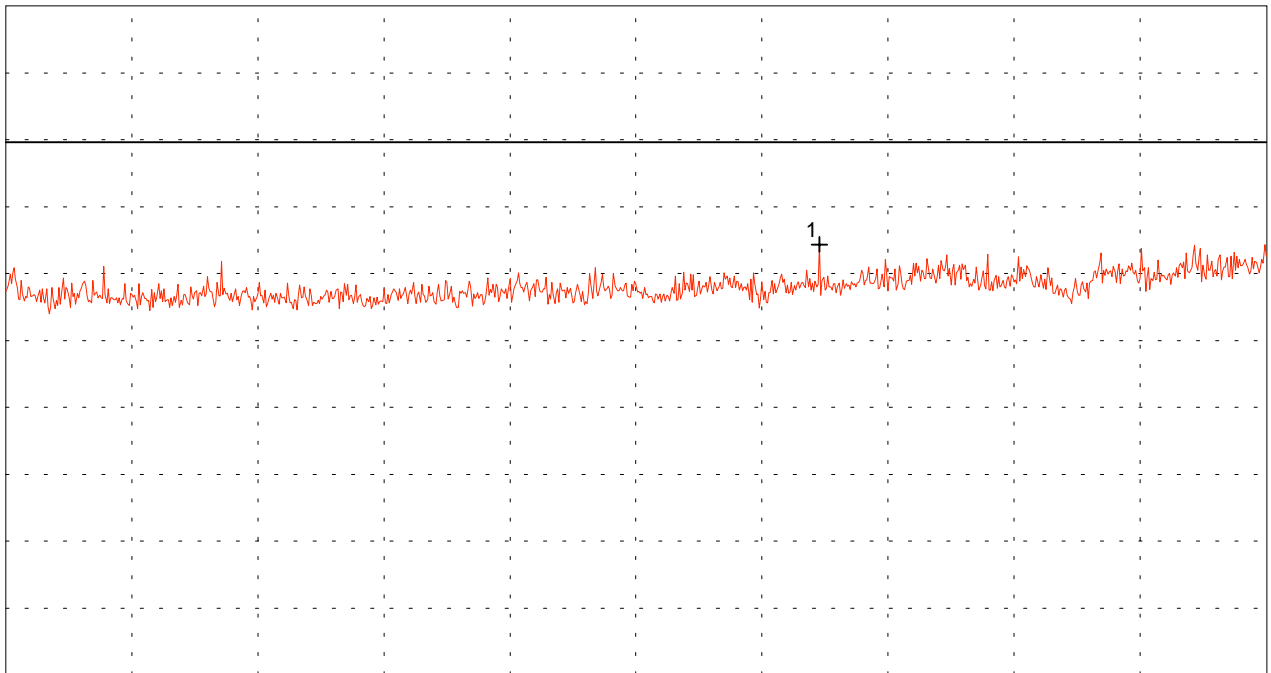
Mode:
- transmitting continuously with modulation

- test distance: 0.5 m
- vertical

Ref. Level 79.8 dB μ V
5 dB/Div.

ATT 0 dB

Ref. Offset 42.8 dB



Start 18.000 GHz
RBW 1 MHz

VBW 1 MHz

Stop 25.000 GHz
SWP 40 ms

Multi Marker List

| No. | Frequency (GHz) | Level (dB μ V) |
|-------|-----------------|--------------------|
| No. 1 | 22.518889 GHz | 61.98 dB μ V |

Tested by:
M. Steindl

Date:
11/25/2004

Project-No.:
50305-40687

Page of pages

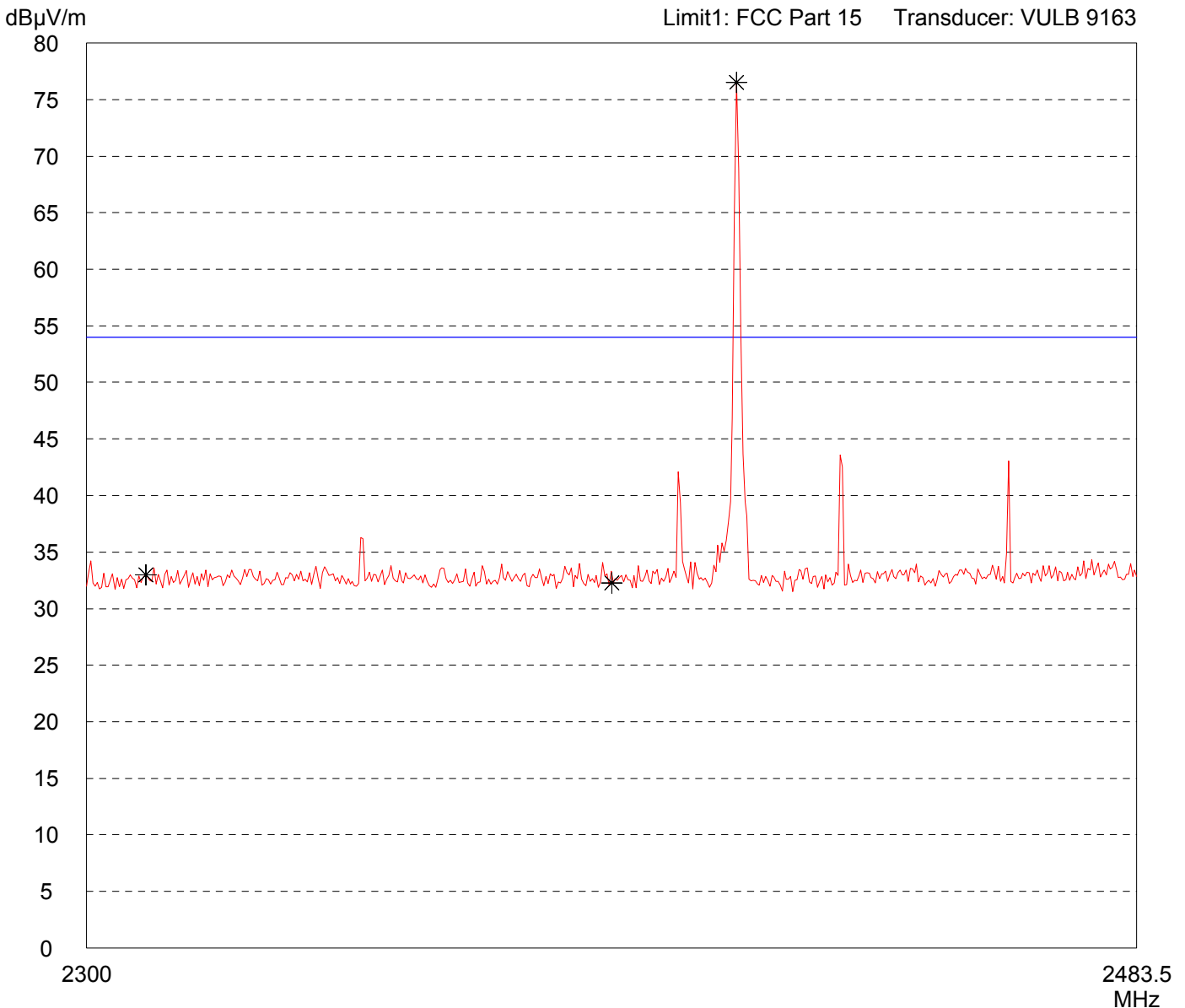
Restricted Bands of Emisseion 2.3 GHz - 2.4835 GHz acc. to FCC Part 15.205

| | |
|---|----------------------------------|
| Model: CyMotion Pro | |
| Serial no.: Mouse | |
| Applicant: Cherry GmbH | |
| Test site: Fully anechoic room, cabin no. 2 | |
| Tested on: Test distance 3 metres Vertical Polarization | |
| Date of test: 12/06/2004 | Operator: M. Steindl |
| Test performed: automatically | File name: default.emi |

Comment:
- Test Mode: continous transmitting with modulation
- lowest channel

| |
|--------------------------|
| Detector: Peak |
|--------------------------|

List of values:
Selected by hand



| |
|------------------------------------|
| Result: Requirement kept |
|------------------------------------|

| | |
|-------------------------------------|---------------------|
| Project file: 50305-40687 | Page of Pages |
|-------------------------------------|---------------------|

Restricted Bands of Emission 2.4 GHz - 2.51 GHz
acc. to FCC Part 15.205

Model:
CyMotion Pro

Serial no.:
Mouse

Applicant:
Cherry GmbH

Test site:
Fully anechoic room, cabin no. 2

Tested on:
Test distance 3 metres
Vertical Polarization

Date of test:
12/06/2004

Operator:
M. Steindl

Test performed:
automatically

File name:
default.emi

Comment:

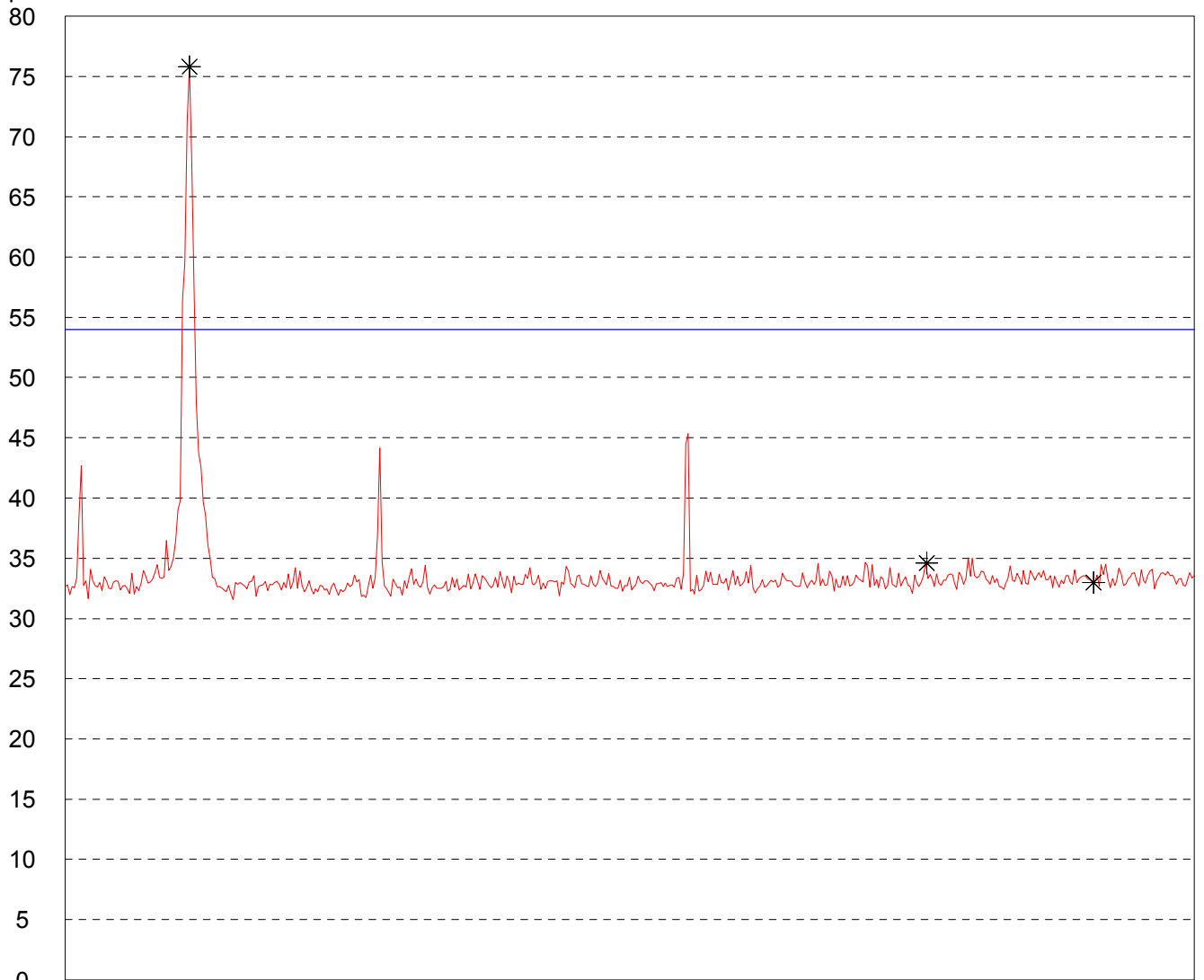
- Test Mode: continuous transmitting with modulation
- lowest channel

Detector:
Peak

List of values:
Selected by hand

dB μ V/m

Limit1: FCC Part 15 Transducer: VULB 9163



2400

2510
MHz

Result:
Requirement kept

Project file:
50305-40687

Page of Pages

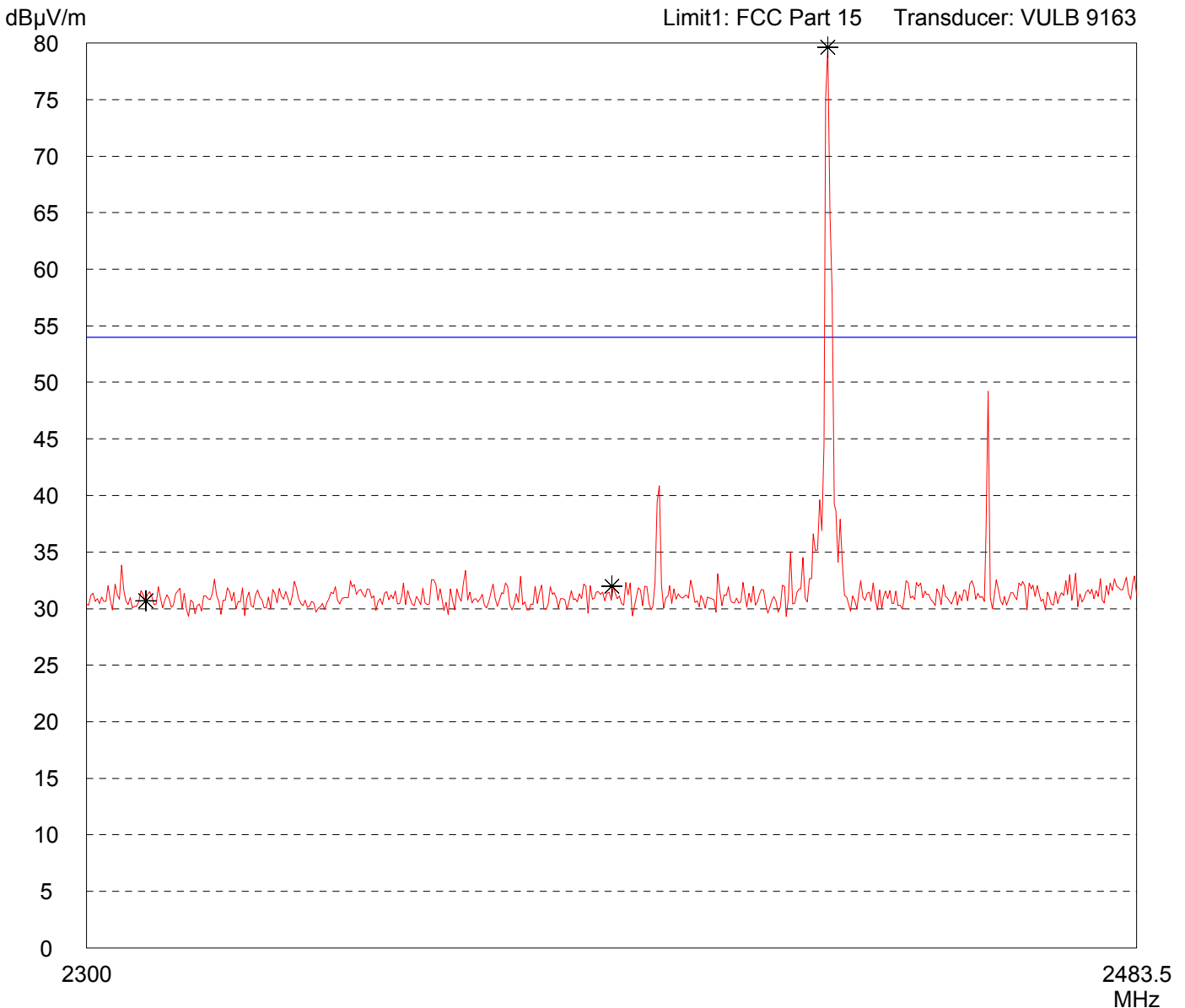
Restricted Bands of Emisseion 2.3 GHz - 2.4835 GHz acc. to FCC Part 15.205

| | |
|---|---------------------------|
| Model: CyMotion Pro | |
| Serial no.: Mouse | |
| Applicant: Cherry GmbH | |
| Test site: Fully anechoic room, cabin no. 2 | |
| Tested on: Test distance 3 metres Vertical Polarization | |
| Date of test: 12/06/2004 | Operator: M. Steindl |
| Test performed: automatically | File name: default.emi |

Comment:
- Test Mode: continous transmitting with modulation

| |
|-------------------|
| Detector: Peak |
|-------------------|

List of values:
Selected by hand



| |
|-----------------------------|
| Result: Requirement kept |
|-----------------------------|

| | |
|------------------------------|---------------------|
| Project file: 50305-40687 | Page of Pages |
|------------------------------|---------------------|

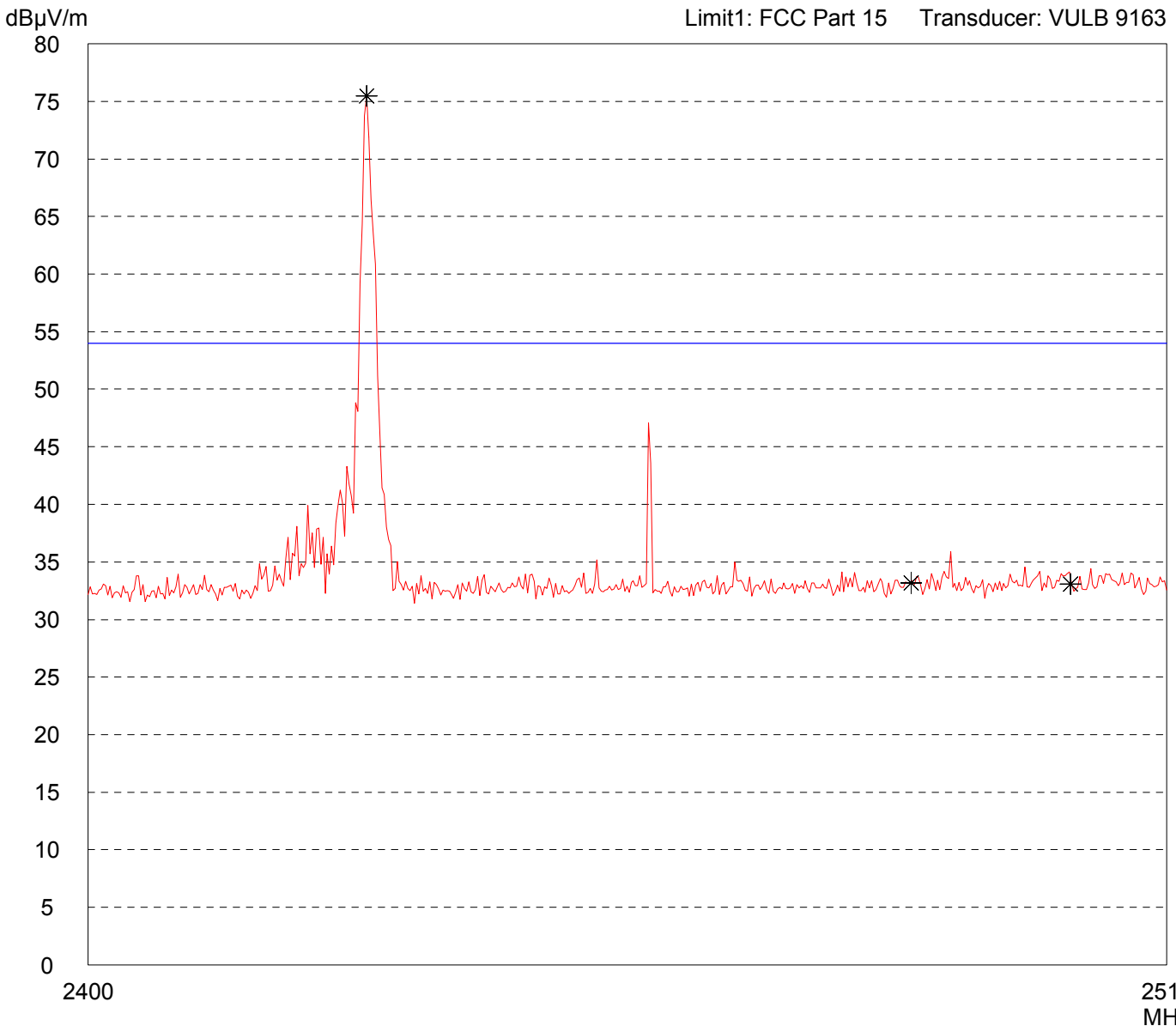
Restricted Bands of Emission 2.4 GHz - 2.51 GHz acc. to FCC Part 15.205

| | |
|---|----------------------------------|
| Model: CyMotion Pro | |
| Serial no.: Mouse | |
| Applicant: Cherry GmbH | |
| Test site: Fully anechoic room, cabin no. 2 | |
| Tested on: Test distance 3 metres Vertical Polarization | |
| Date of test: 12/06/2004 | Operator: M. Steindl |
| Test performed: automatically | File name: default.emi |

Comment:
- Test Mode: continuous transmitting with modulation

| |
|--------------------------|
| Detector: Peak |
|--------------------------|

List of values:
Selected by hand

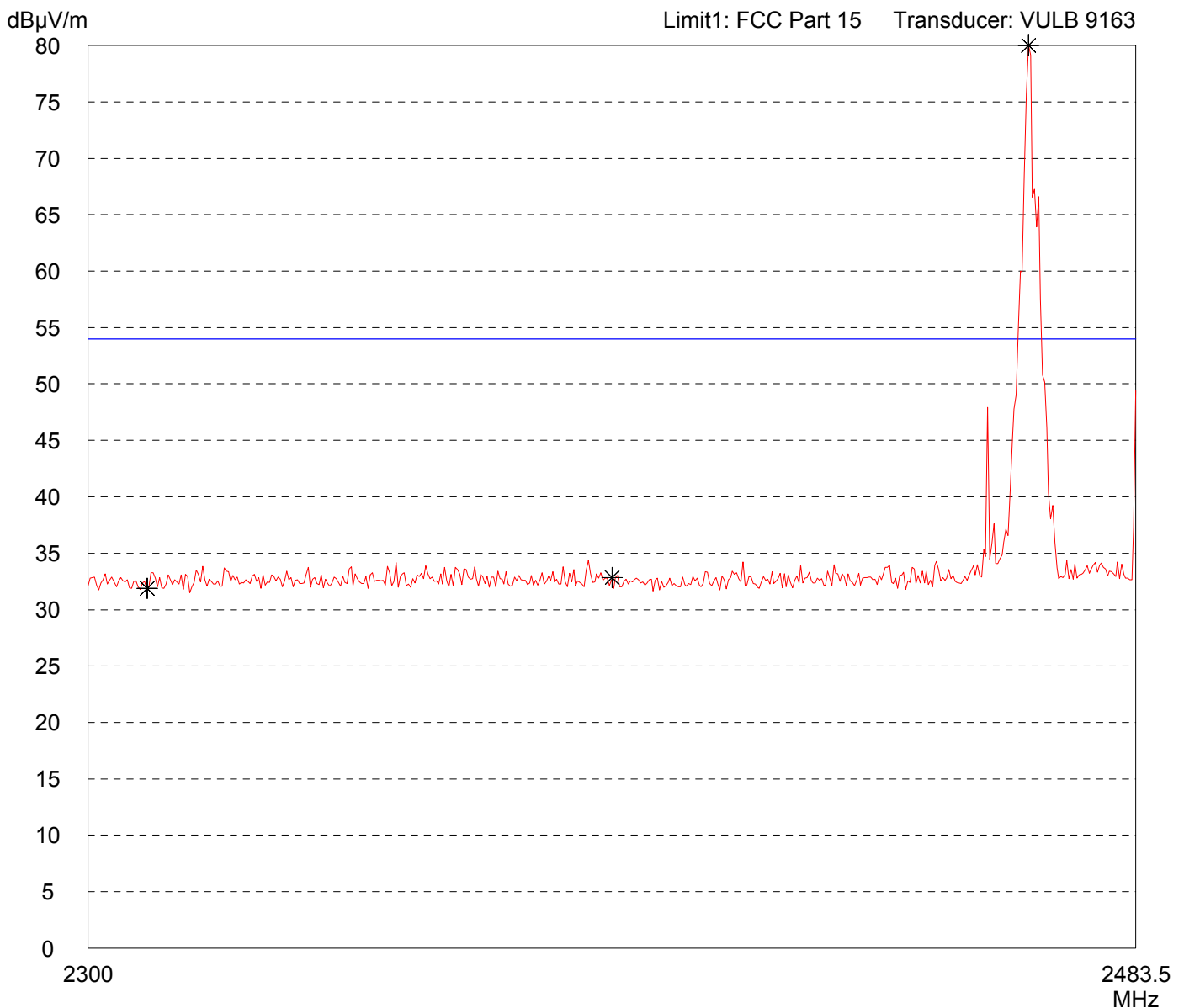


| |
|------------------------------------|
| Result: Requirement kept |
|------------------------------------|

| | |
|-------------------------------------|---------------------|
| Project file: 50305-40687 | Page of Pages |
|-------------------------------------|---------------------|

Restricted Bands of Emisseion 2.3 GHz - 2.4835 GHz acc. to FCC Part 15.205

| | |
|---|---|
| <p>Model: CyMotion Pro</p> <p>Serial no.: Mouse</p> <p>Applicant: Cherry GmbH</p> <p>Test site: Fully anechoic room, cabin no. 2</p> <p>Tested on: Test distance 3 metres Vertical Polarization</p> <p>Date of test: 12/06/2004 Operator: M. Steindl</p> <p>Test performed: automatically File name: default.emi</p> | <p>Comment: - Test Mode: continious transmitting with modulation</p> |
| <p>Detector: Peak</p> | <p>List of values: Selected by hand</p> |



| | |
|--|---|
| <p>Result: Requirement kept</p> | <p>Project file: 50305-40687</p> <p style="text-align: right;">Page of Pages</p> |
|--|---|

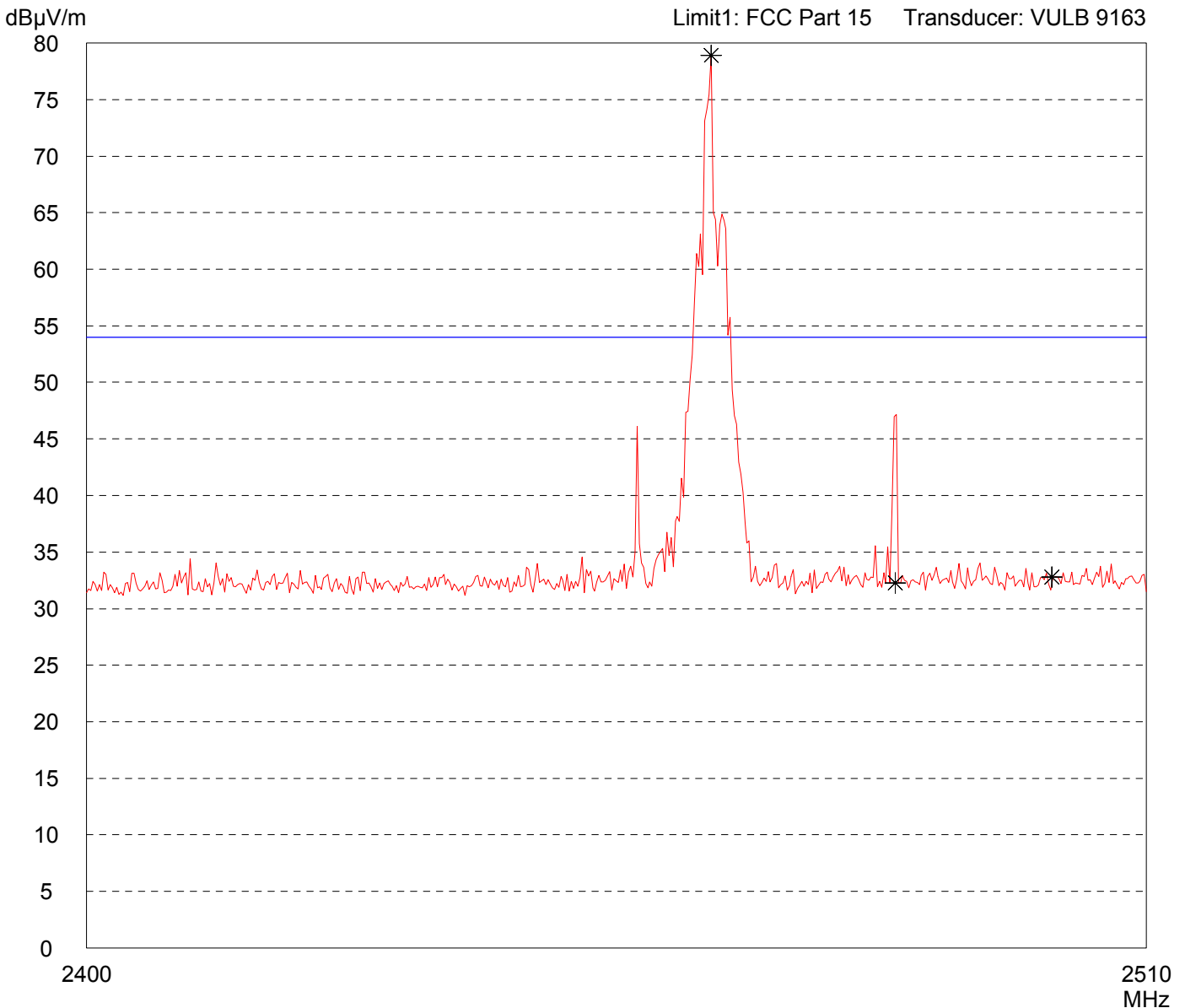
Restricted Bands of Emisseion 2.4 GHz - 2.51 GHz acc. to FCC Part 15.205

| | |
|---|----------------------------------|
| Model: CyMotion Pro | |
| Serial no.: Mouse | |
| Applicant: Cherry GmbH | |
| Test site: Fully anechoic room, cabin no. 2 | |
| Tested on: Test distance 3 metres Vertical Polarization | |
| Date of test: 12/06/2004 | Operator: M. Steindl |
| Test performed: automatically | File name: default.emi |

Comment:
- Test Mode: continious transmitting with modulation

| |
|--------------------------|
| Detector: Peak |
|--------------------------|

List of values:
Selected by hand



| |
|------------------------------------|
| Result: Requirement kept |
|------------------------------------|

Project file:
50305-40687

Page of Pages