



## Appendix A

### RF Test Data for BT (Conducted Measurement)

**Product Name: Smart phone**

**Test Model: Smooth 6.0**

#### Environmental Conditions

Temperature:	23.8° C
Relative Humidity:	52.2%
ATM Pressure:	100.0 kPa
Test Engineer:	Ling Zhu
Supervised by:	Li Huan





### A.1 20dB Emission Bandwidth

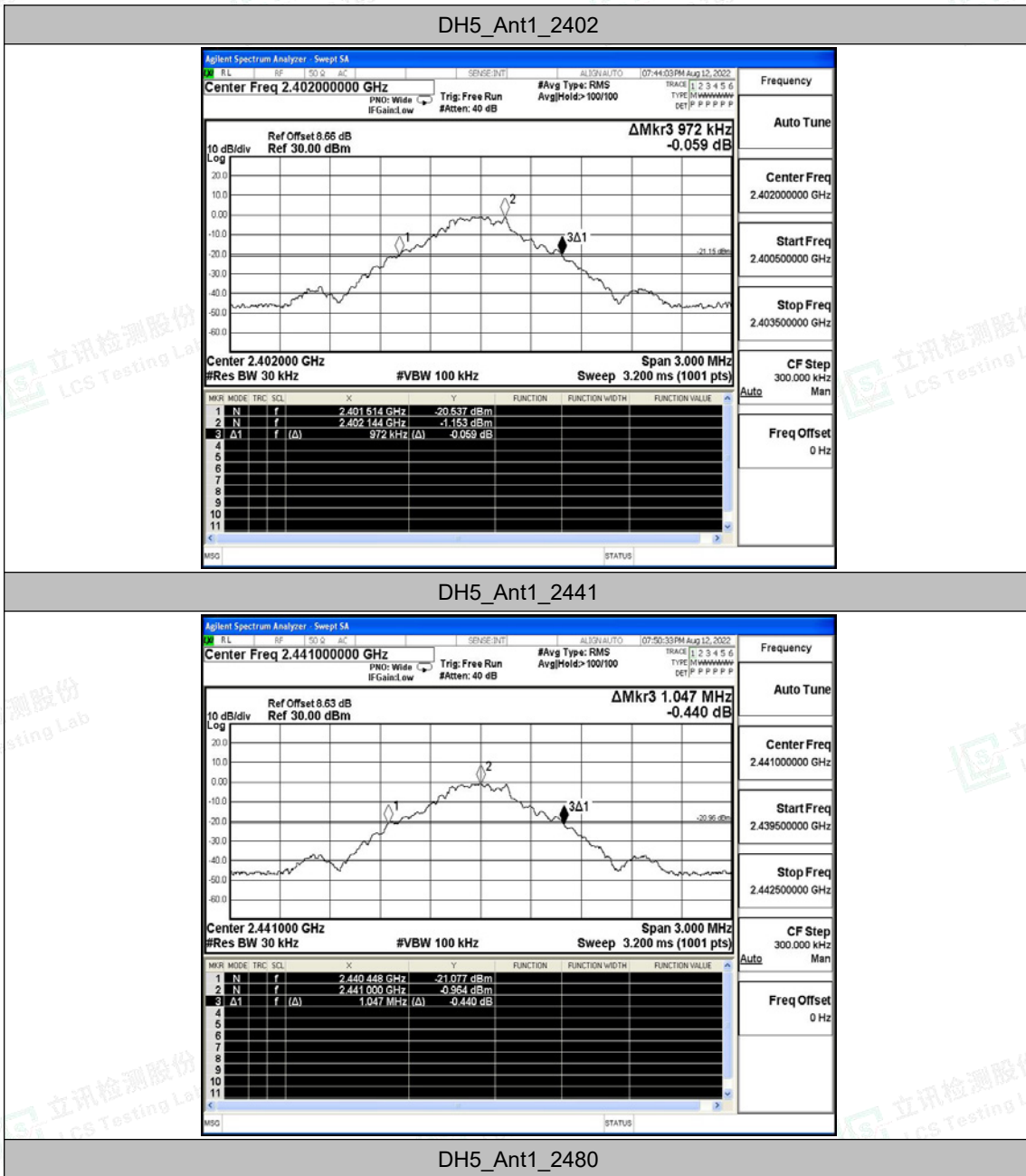
#### Test Result

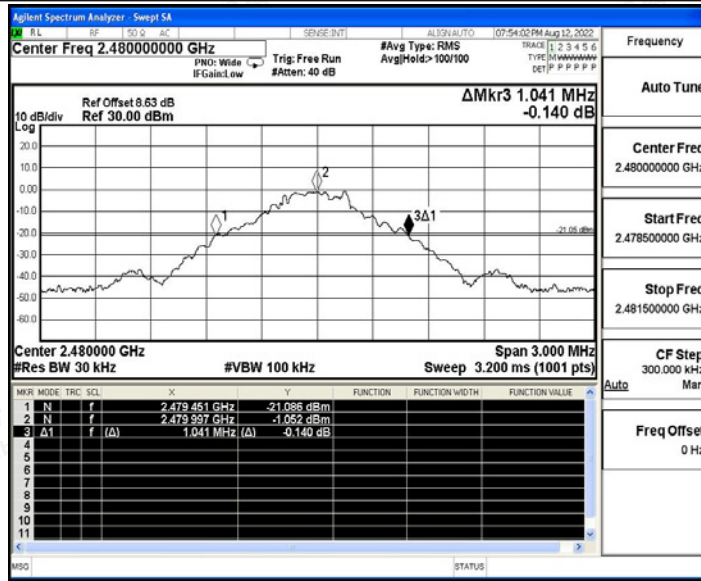
TestMode	Antenna	Channel	20db EBW[MHz]	FL[MHz]	FH[MHz]	Verdict
DH5	Ant1	2402	0.972	2401.514	2402.486	---
		2441	1.047	2440.448	2441.495	---
		2480	1.041	2479.451	2480.492	---
2DH5	Ant1	2402	1.287	2401.349	2402.636	---
		2441	1.296	2440.346	2441.642	---
		2480	1.326	2479.319	2480.645	---
3DH5	Ant1	2402	1.290	2401.337	2402.627	---
		2441	1.311	2440.331	2441.642	---
		2480	1.290	2479.337	2480.627	---



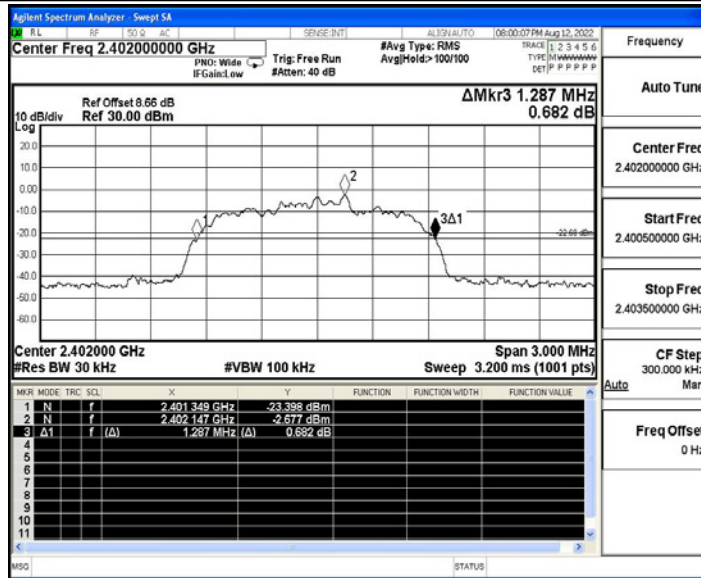


### Test Graphs



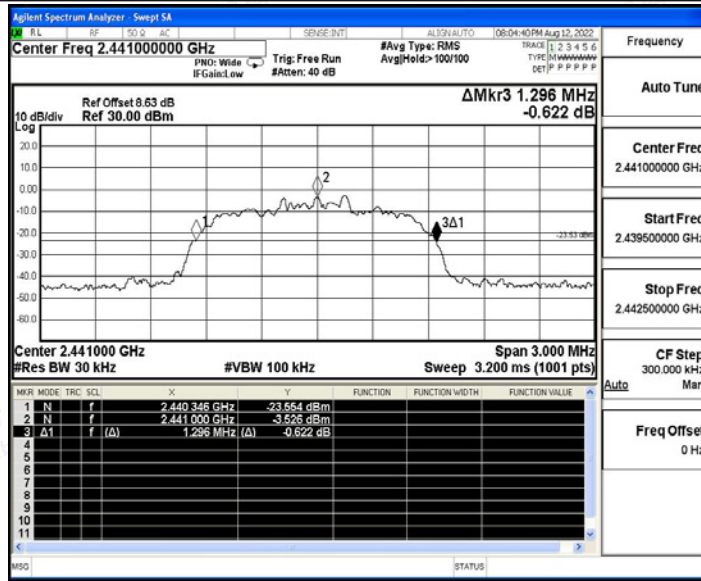


2DH5\_Ant1\_2402

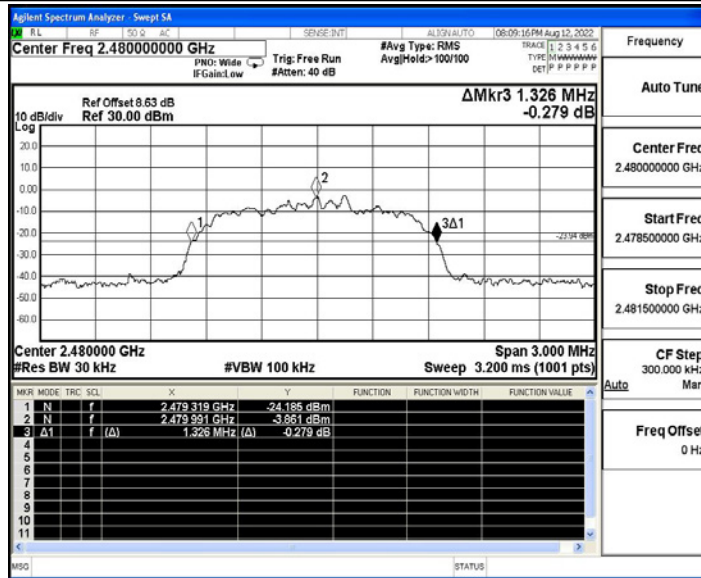


2DH5\_Ant1\_2441



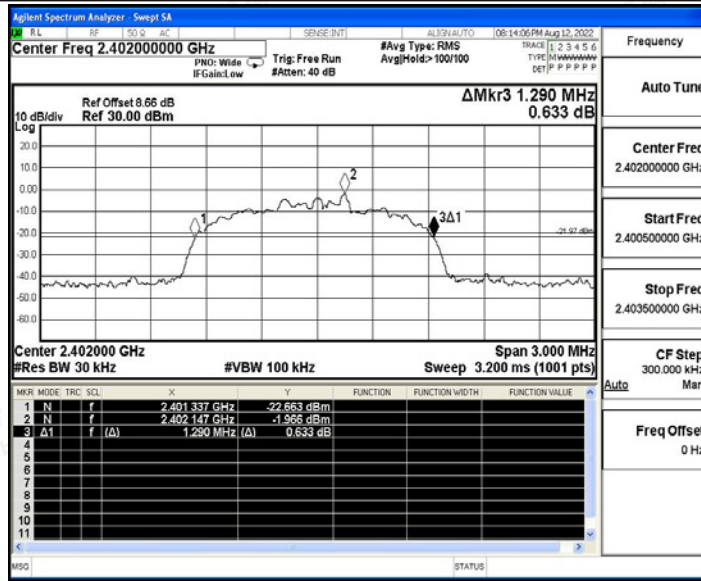


2Dh5\_Ant1\_2480

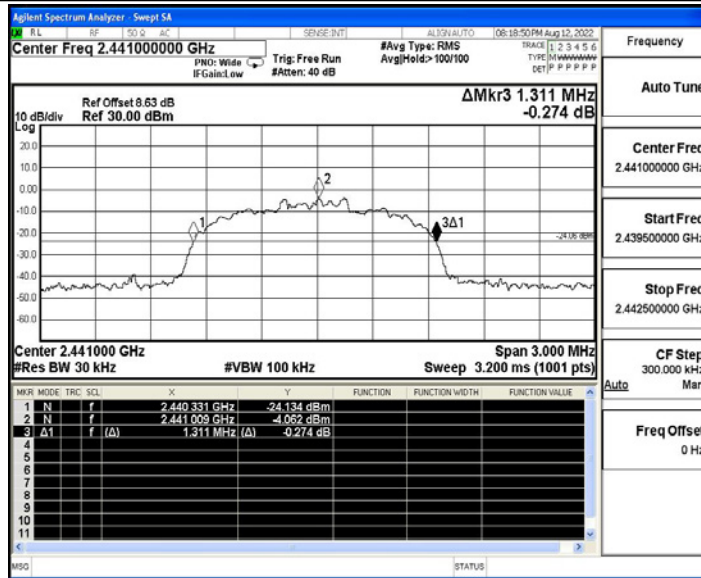


3Dh5\_Ant1\_2402





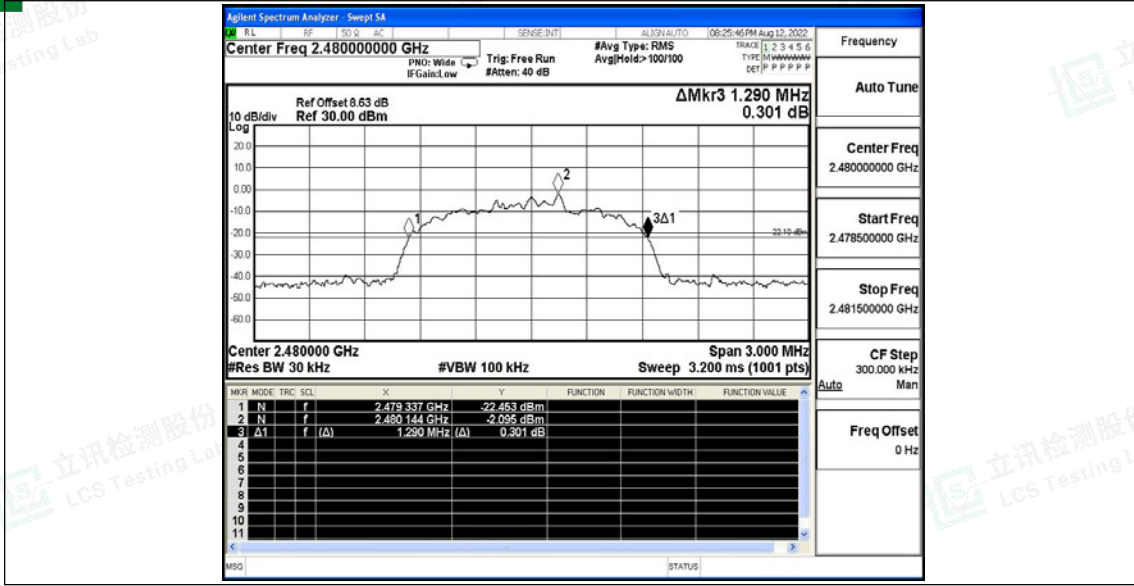
3DH5\_Ant1\_2441



3DH5\_Ant1\_2480









## A.2 Maximum conducted output power

### Test Result

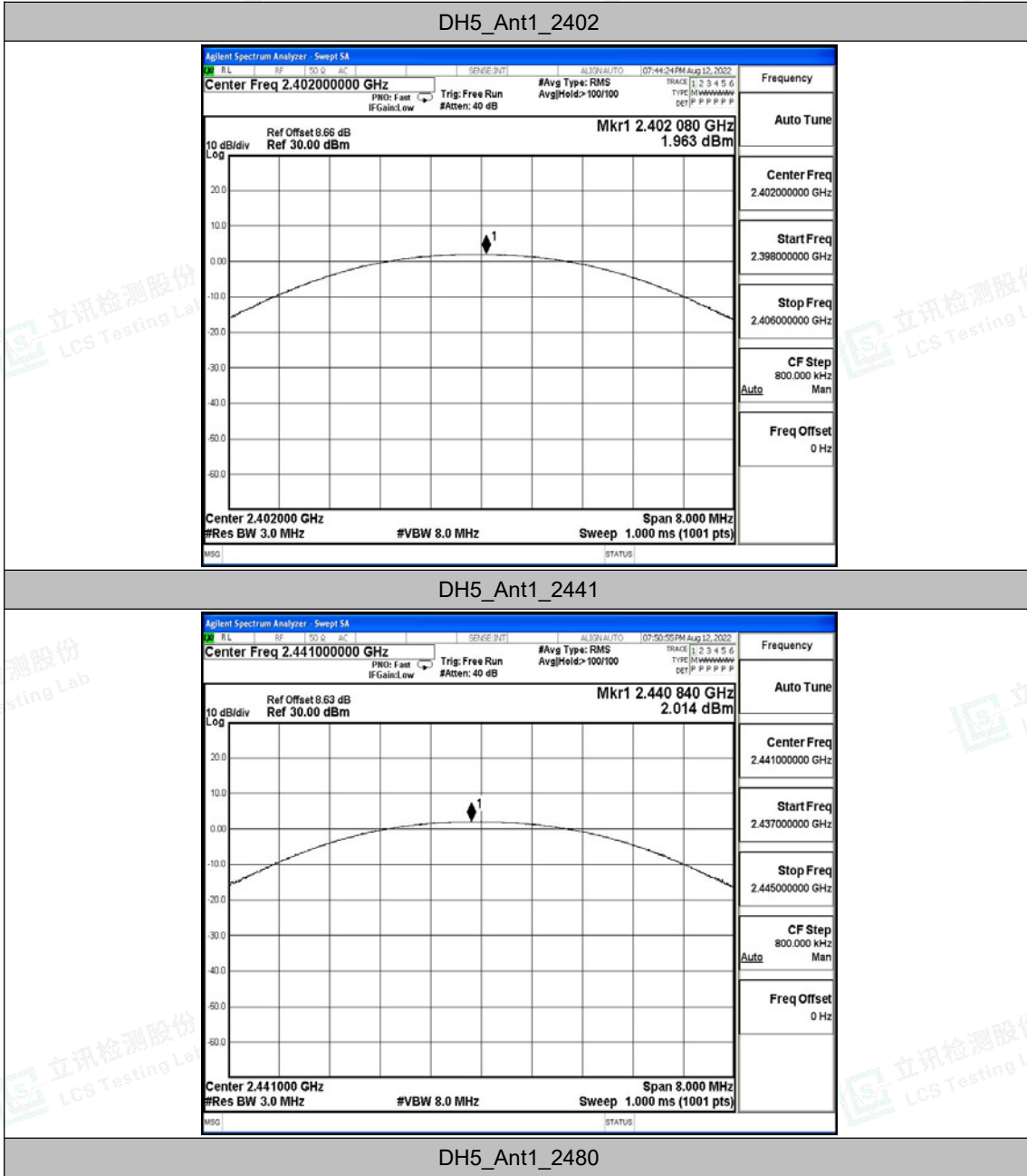
TestMode	Antenna	Channel	Result[dBm]	Limit[dBm]	Verdict
DH5	Ant1	2402	1.96	≤20.97	PASS
		2441	2.01	≤20.97	PASS
		2480	1.98	≤20.97	PASS
2DH5	Ant1	2402	1.64	≤20.97	PASS
		2441	1.33	≤20.97	PASS
		2480	1.26	≤20.97	PASS
3DH5	Ant1	2402	1.41	≤20.97	PASS
		2441	1.54	≤20.97	PASS
		2480	1.34	≤20.97	PASS

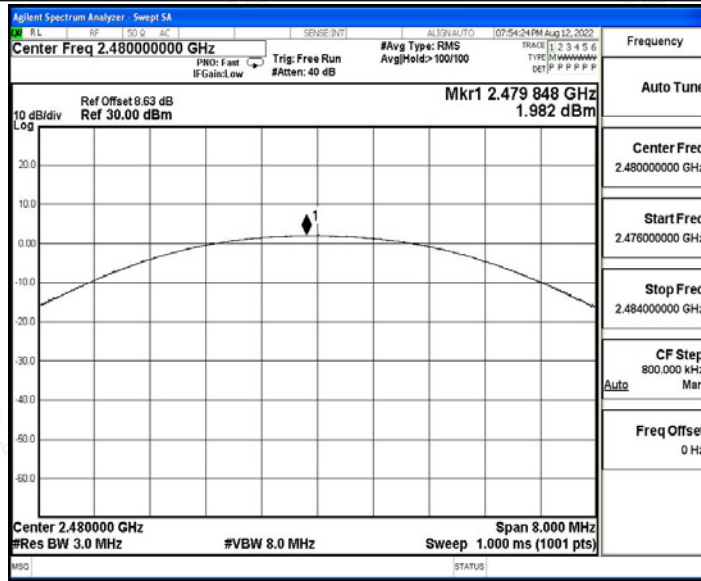




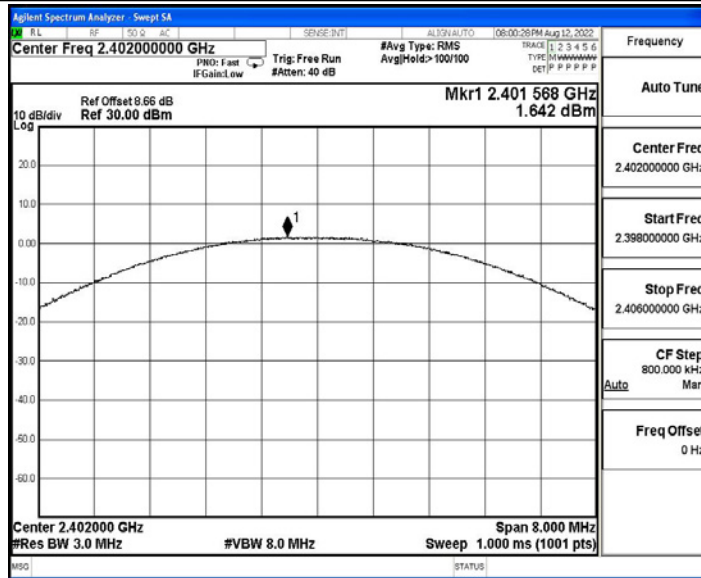


### Test Graphs



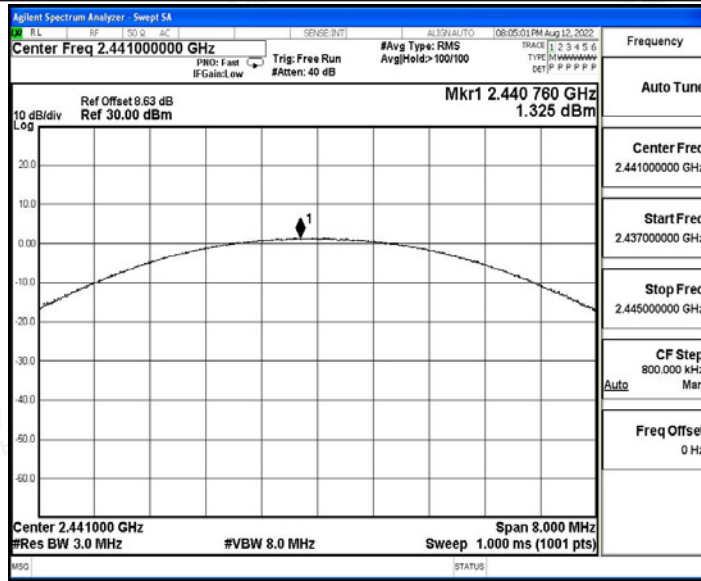


2DH5\_Ant1\_2402

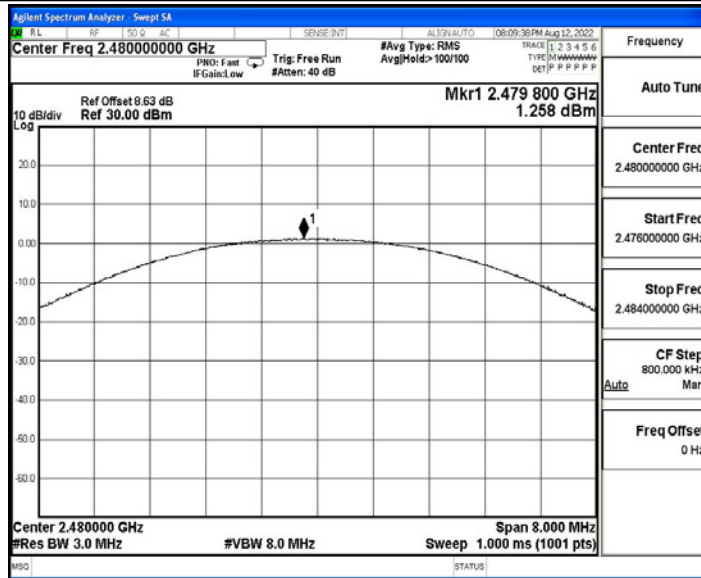


2DH5\_Ant1\_2441



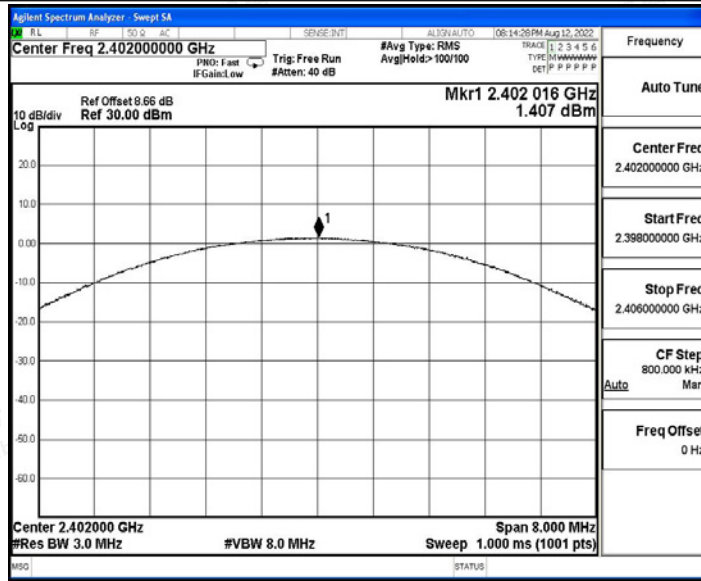


2DH5\_Ant1\_2480

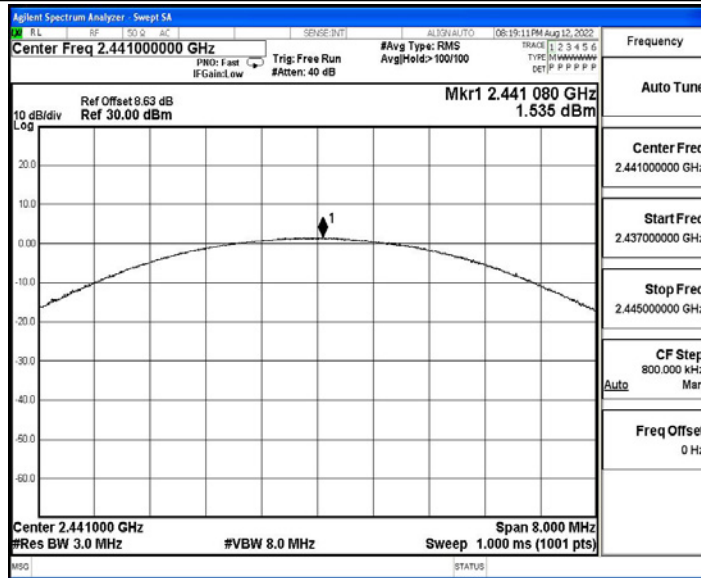


3DH5\_Ant1\_2402



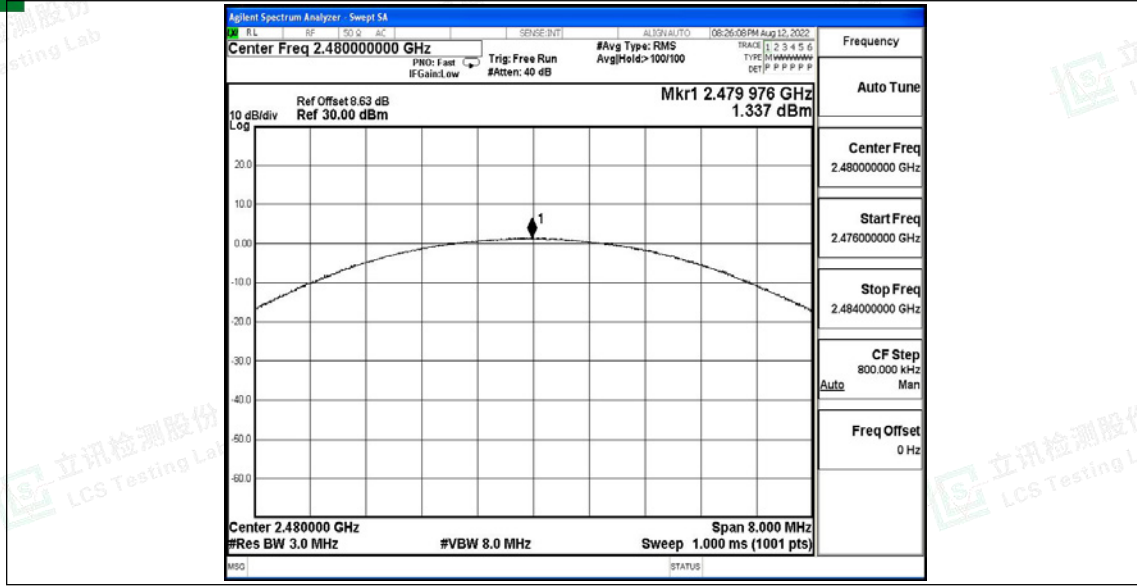


3DH5\_Ant1\_2441



3DH5\_Ant1\_2480







### A.3 Carrier frequency separation

#### Test Result

TestMode	Antenna	Channel	Result[MHz]	Limit[MHz]	Verdict
DH5	Ant1	Hop	0.982	≥0.698	PASS
2DH5	Ant1	Hop	1.31	≥0.884	PASS
3DH5	Ant1	Hop	0.98	≥0.874	PASS

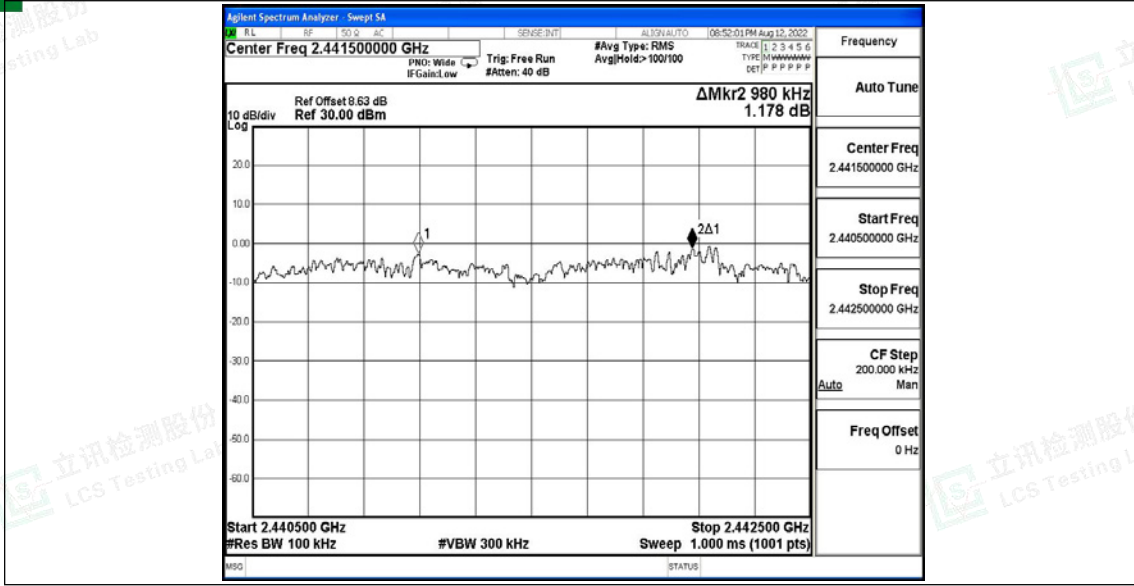






### Test Graphs







## A.4 Time of occupancy

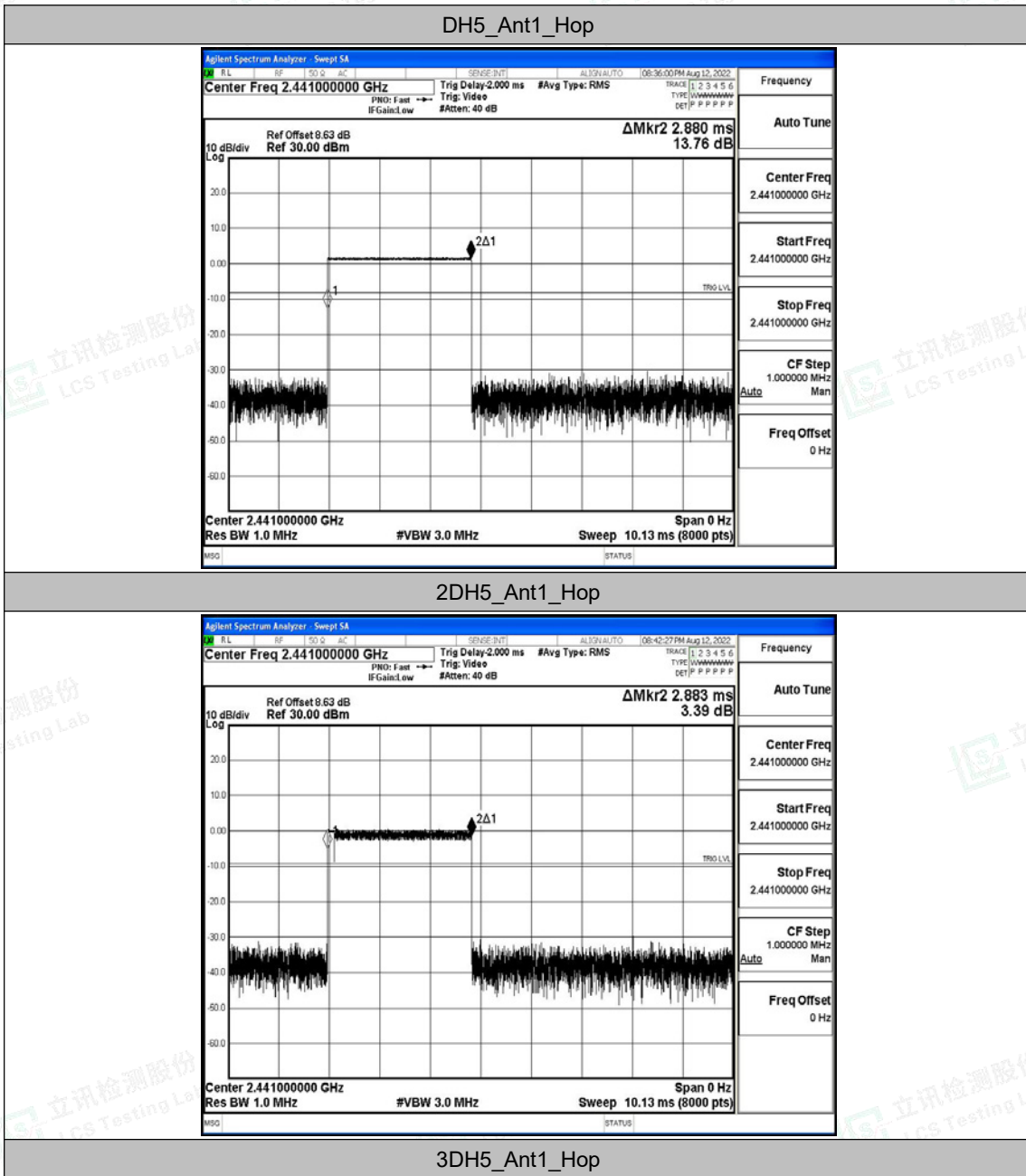
### Test Result

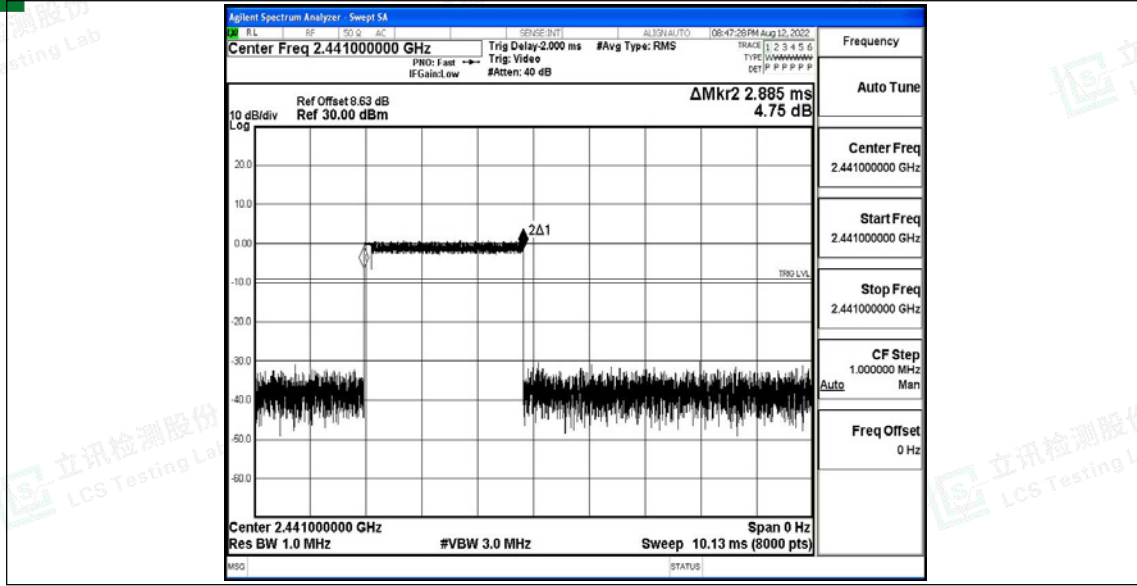
TestMode	Antenna	Channel	BurstWidth [ms]	TotalHops [Num]	Result[s]	Limit[s]	Verdict
DH5	Ant1	Hop	2.88	106.67	0.307	≤0.4	PASS
2DH5	Ant1	Hop	2.88	106.67	0.308	≤0.4	PASS
3DH5	Ant1	Hop	2.89	106.67	0.308	≤0.4	PASS





### Test Graphs







## A.5 Number of hopping channels

### Test Result


TestMode	Antenna	Channel	Result[Num]	Limit[Num]	Verdict
DH5	Ant1	Hop	79	≥15	PASS
2DH5	Ant1	Hop	79	≥15	PASS
3DH5	Ant1	Hop	79	≥15	PASS

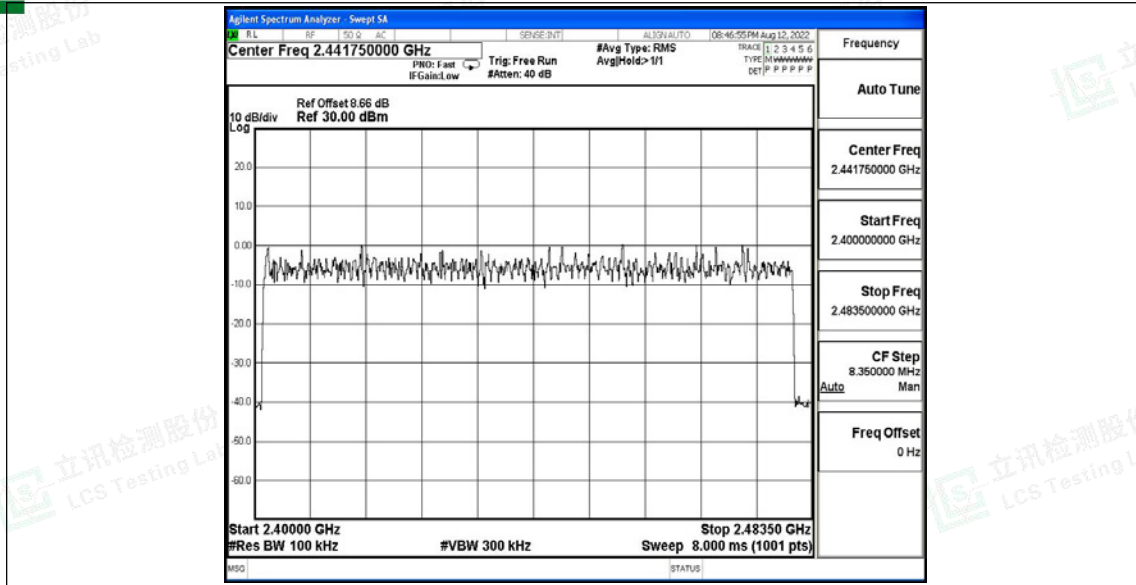






### Test Graphs







### A.6 Band edge measurements

#### Test Result

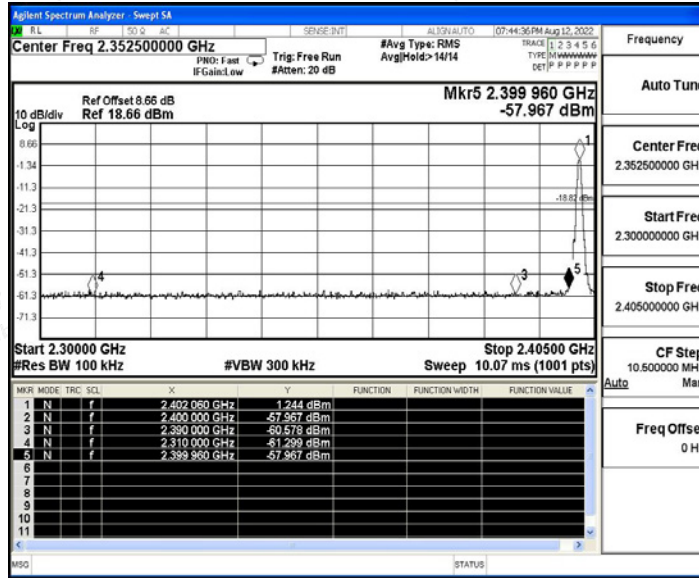
TestMode	Antenna	ChName	Channel	RefLevel [dBm]	Result [dBm]	Limit [dBm]	Verdict
DH5	Ant1	Low	2402	1.18	-57.97	≤-18.82	PASS
		High	2480	1.16	-57.28	≤-18.84	PASS
		Low	Hop_2402	0.65	-59.5	≤-19.36	PASS
		High	Hop_2480	1.22	-57.39	≤-18.79	PASS
2DH5	Ant1	Low	2402	-0.34	-55.38	≤-20.34	PASS
		High	2480	-0.04	-57.66	≤-20.04	PASS
		Low	Hop_2402	-0.66	-59.14	≤-20.66	PASS
		High	Hop_2480	-1.07	-57.35	≤-21.07	PASS
3DH5	Ant1	Low	2402	-2.40	-54.77	≤-22.4	PASS
		High	2480	-0.43	-57.43	≤-20.43	PASS
		Low	Hop_2402	-2.25	-58.8	≤-22.25	PASS
		High	Hop_2480	-1.20	-57.26	≤-21.2	PASS



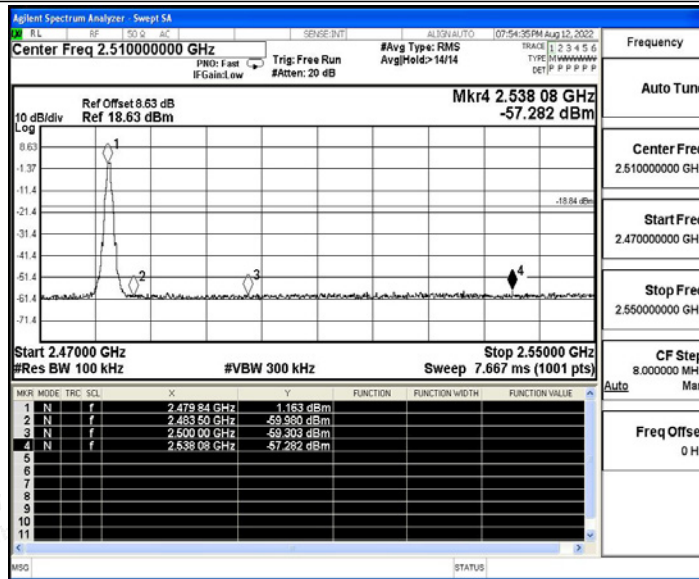


### Test Graphs

#### DH5\_Ant1\_Low\_2402

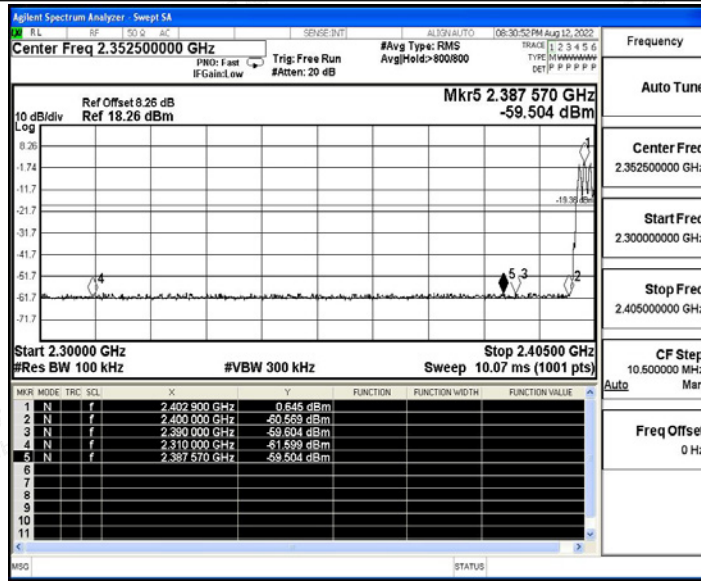


#### DH5\_Ant1\_High\_2480

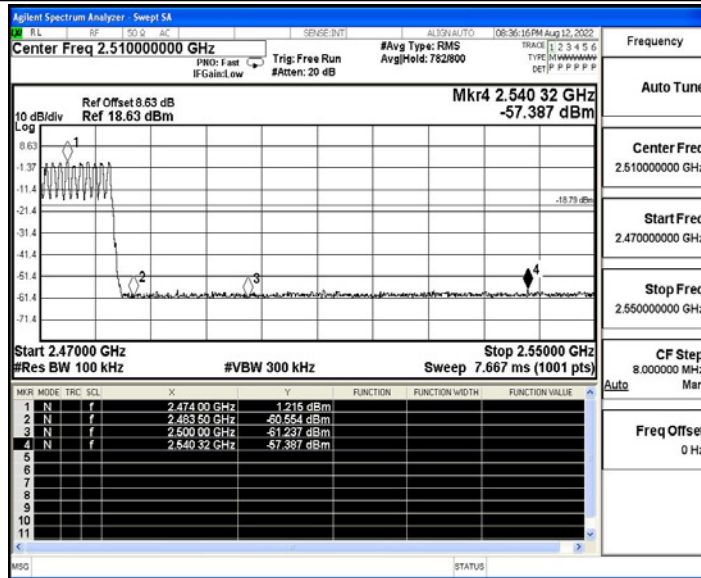


#### DH5\_Ant1\_Low\_Hop\_2402



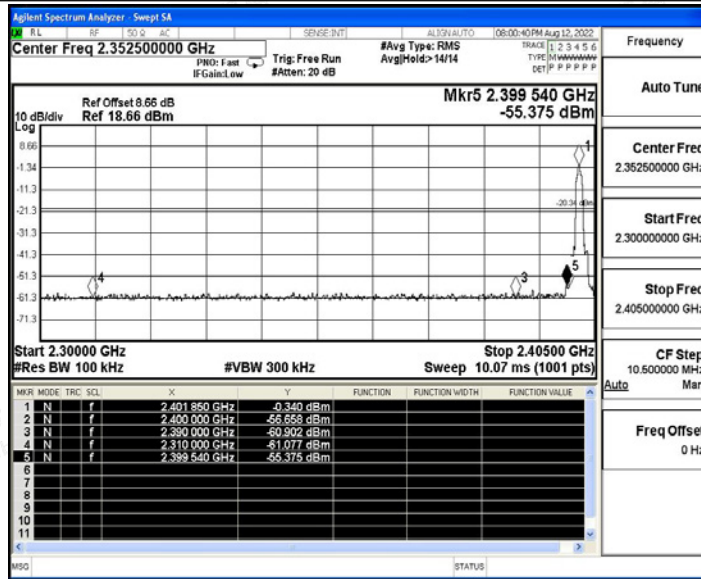


DH5\_Ant1\_High\_Hop\_2480

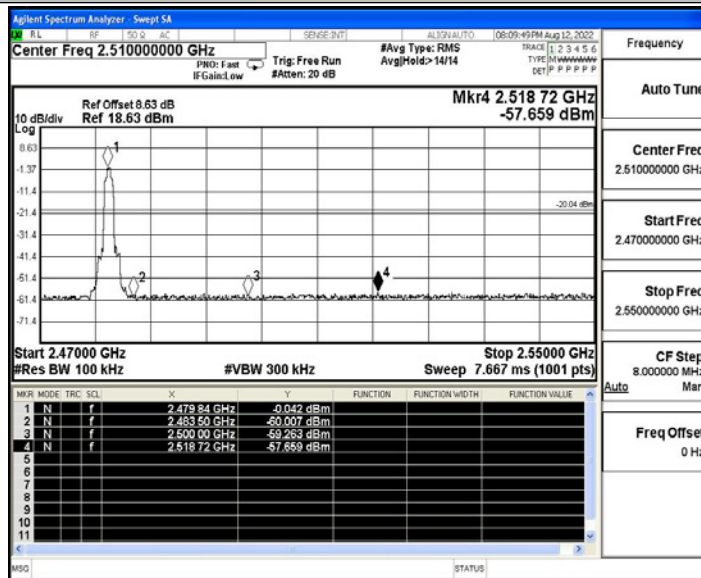


2DH5\_Ant1\_Low\_2402





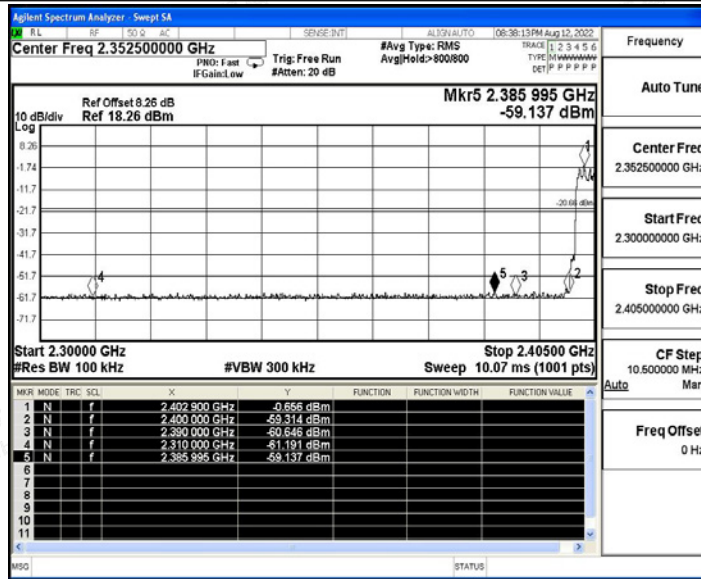
2DH5\_Ant1\_High\_2480



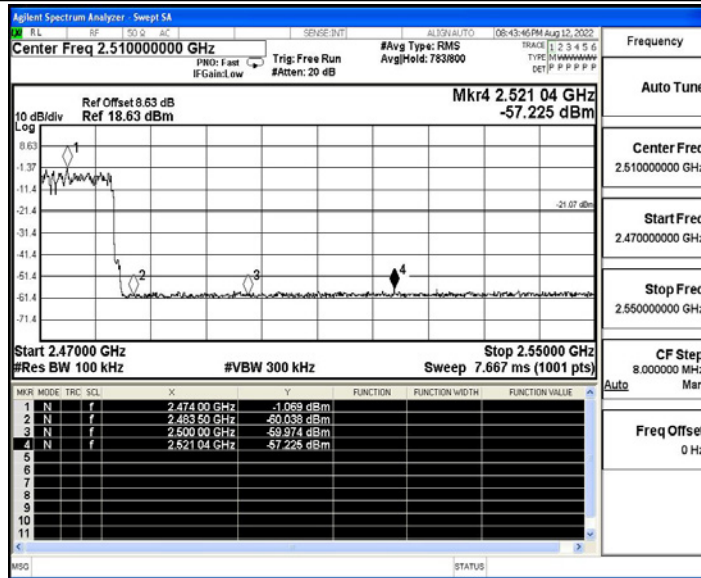
2DH5\_Ant1\_Low\_Hop\_2402





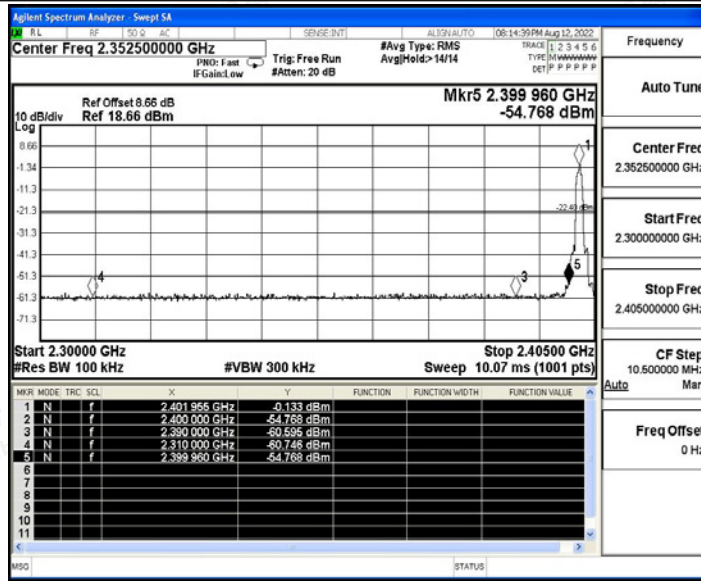


2DH5\_Ant1\_High\_Hop\_2480

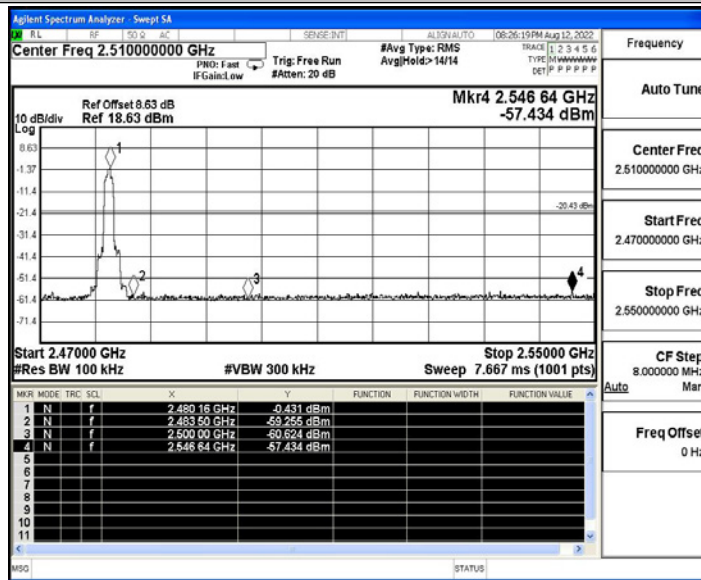


3DH5\_Ant1\_Low\_2402



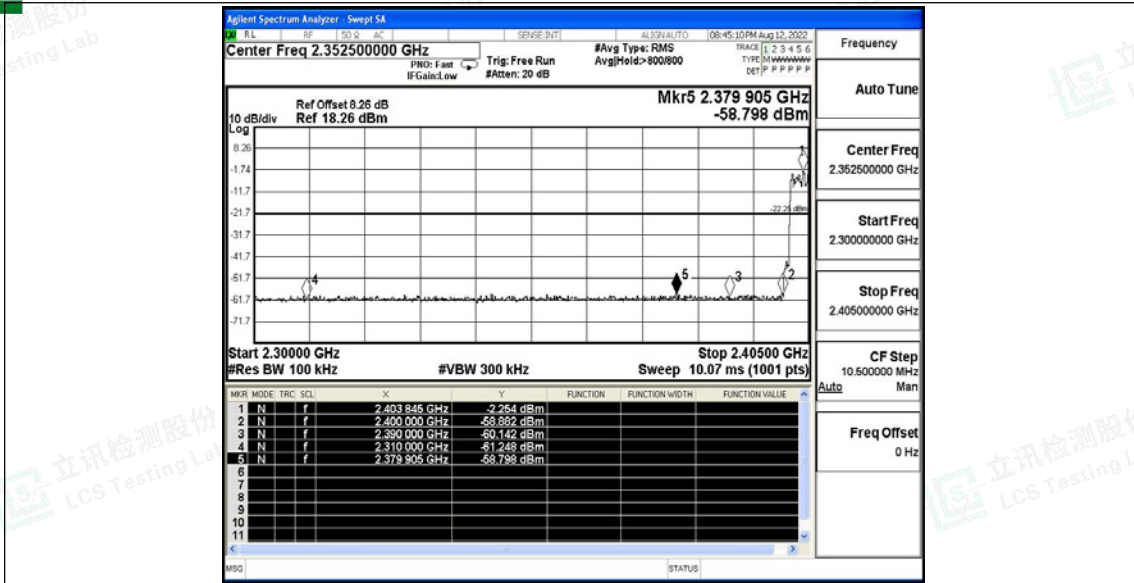


3DH5\_Ant1\_High\_2480

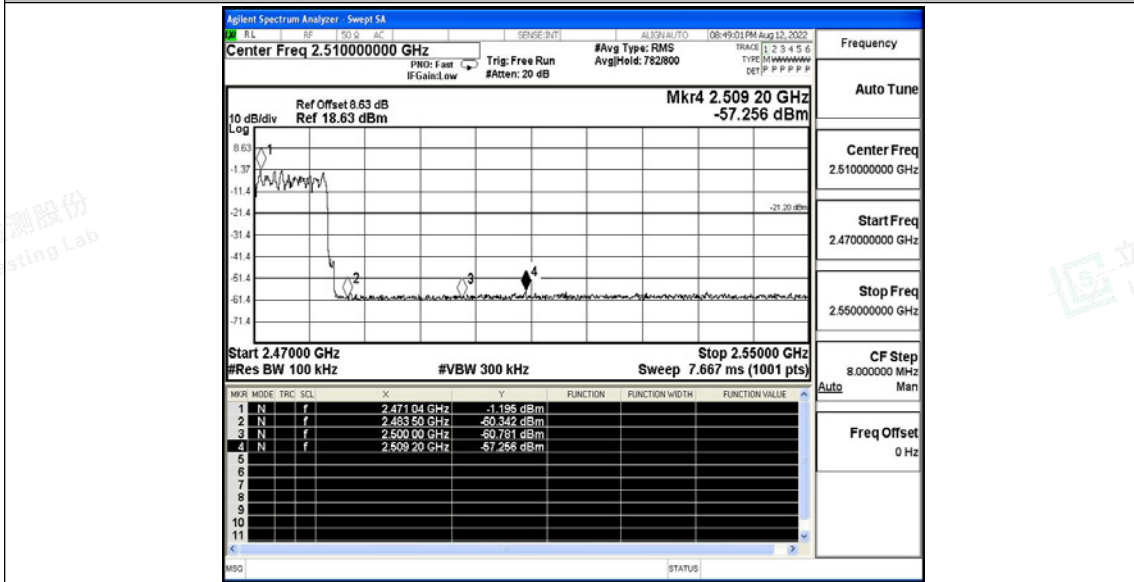


3DH5\_Ant1\_Low\_Hop\_2402





3DH5\_Ant1\_High\_Hop\_2480





### A.7 Conducted Spurious Emission

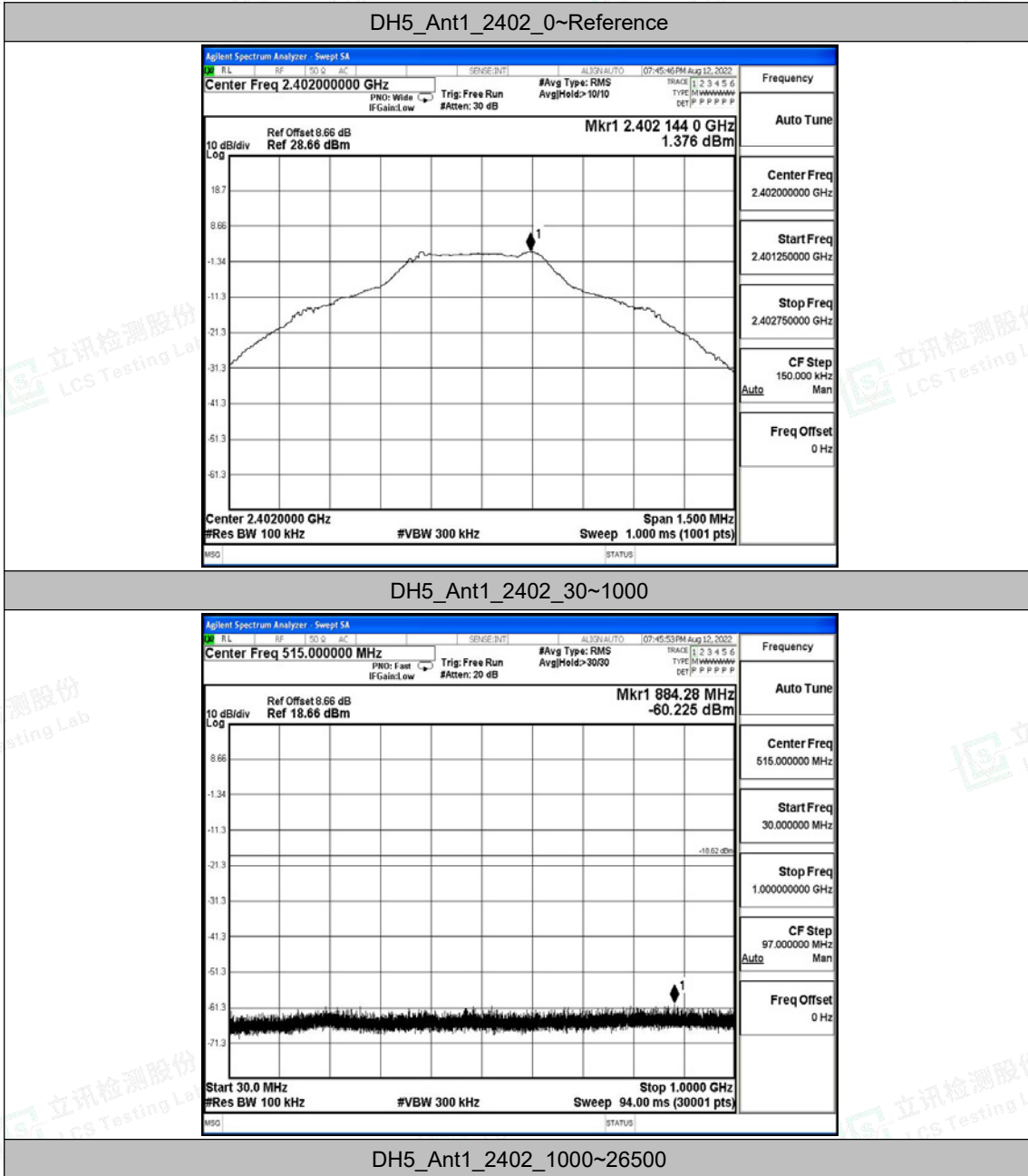
#### Test Result

TestMode	Antenna	Channel	FreqRange [MHz]	RefLevel [dBm]	Result [dBm]	Limit [dBm]	Verdict
DH5	Ant1	2402	Reference	1.38	1.38	---	PASS
			30~1000	1.38	-60.23	≤-18.62	PASS
			1000~26500	1.38	-45.29	≤-18.62	PASS
		2441	Reference	1.21	1.21	---	PASS
			30~1000	1.21	-60.81	≤-18.79	PASS
			1000~26500	1.21	-45.89	≤-18.79	PASS
		2480	Reference	1.38	1.38	---	PASS
			30~1000	1.38	-60.17	≤-18.62	PASS
			1000~26500	1.38	-45.52	≤-18.62	PASS
2DH5	Ant1	2402	Reference	-0.07	-0.07	---	PASS
			30~1000	-0.07	-60.63	≤-20.07	PASS
			1000~26500	-0.07	-46.03	≤-20.07	PASS
		2441	Reference	-0.06	-0.06	---	PASS
			30~1000	-0.06	-60.59	≤-20.06	PASS
			1000~26500	-0.06	-45.63	≤-20.06	PASS
		2480	Reference	-0.04	-0.04	---	PASS
			30~1000	-0.04	-61.01	≤-20.04	PASS
			1000~26500	-0.04	-45.58	≤-20.04	PASS
3DH5	Ant1	2402	Reference	0.01	0.01	---	PASS
			30~1000	0.01	-60.3	≤-19.99	PASS
			1000~26500	0.01	-45.54	≤-19.99	PASS
		2441	Reference	-0.08	-0.08	---	PASS
			30~1000	-0.08	-60.15	≤-20.08	PASS
			1000~26500	-0.08	-45.6	≤-20.08	PASS
		2480	Reference	-0.12	-0.12	---	PASS
			30~1000	-0.12	-58.67	≤-20.12	PASS
			1000~26500	-0.12	-45.62	≤-20.12	PASS

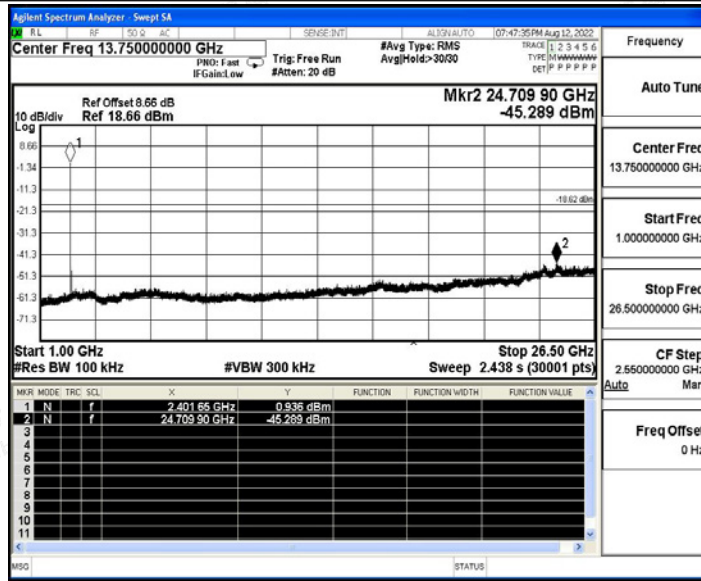




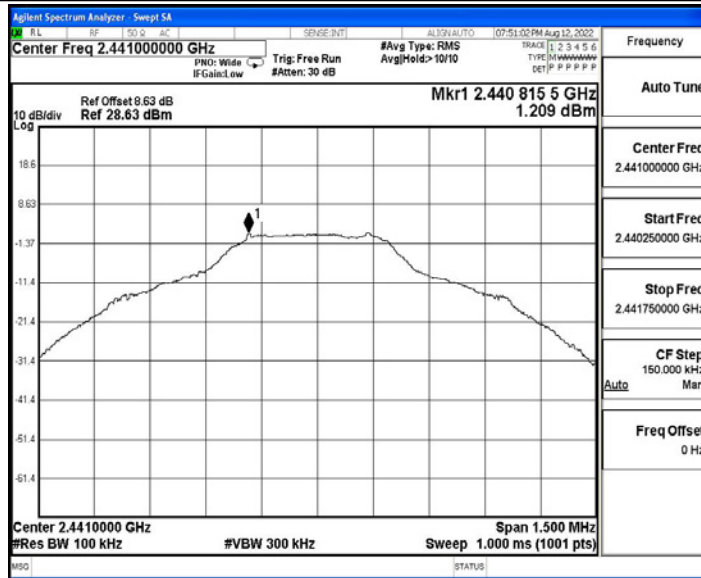
### Test Graphs







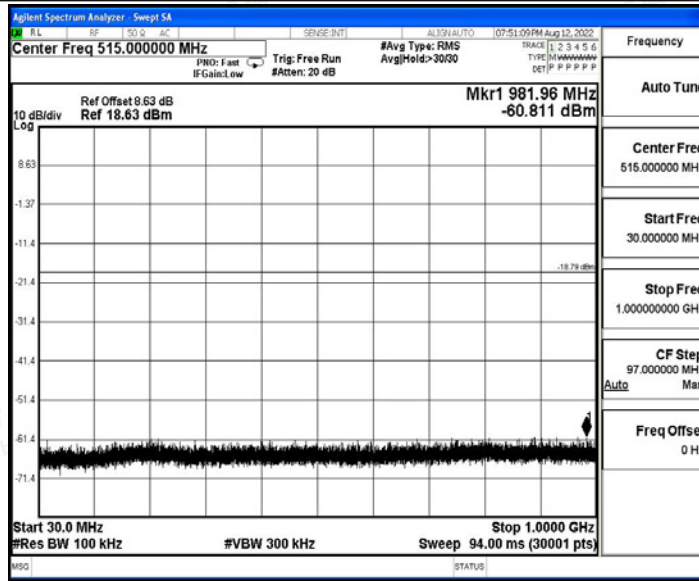
DH5\_Ant1\_2441\_0~Reference



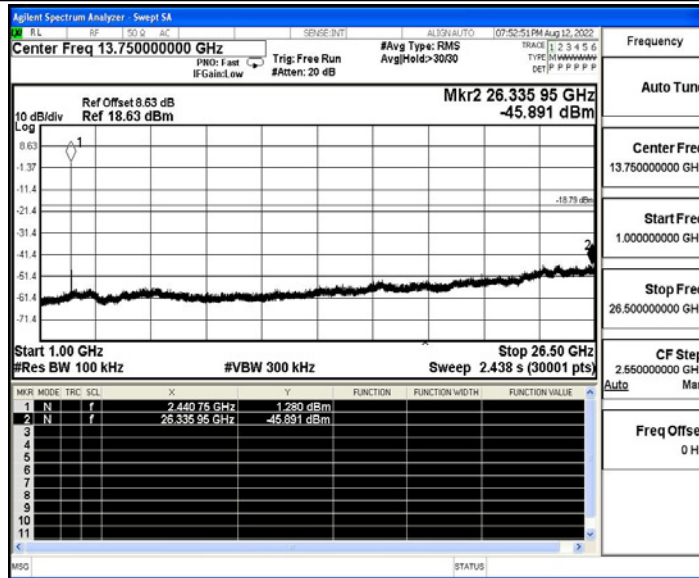
DH5\_Ant1\_2441\_30~1000





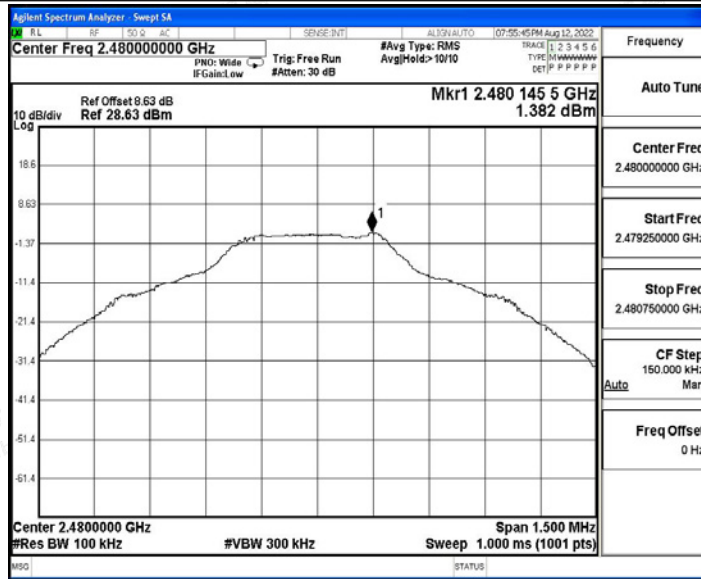


DH5\_Ant1\_2441\_1000~26500

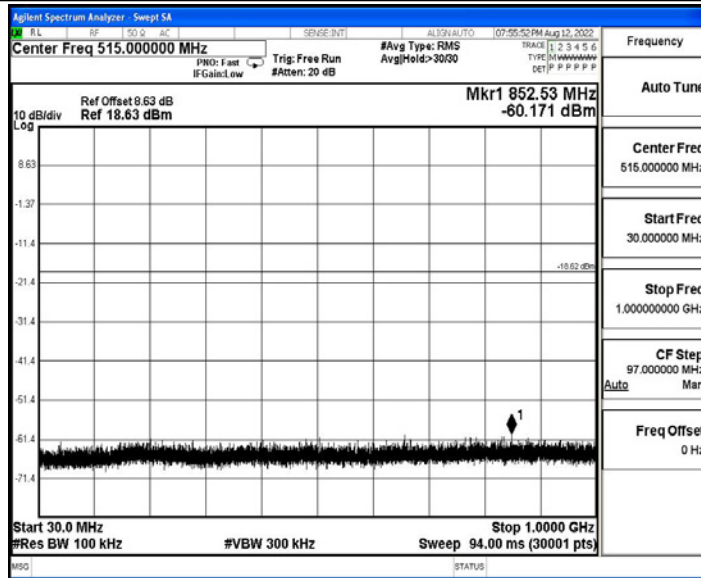


DH5\_Ant1\_2480\_0~Reference



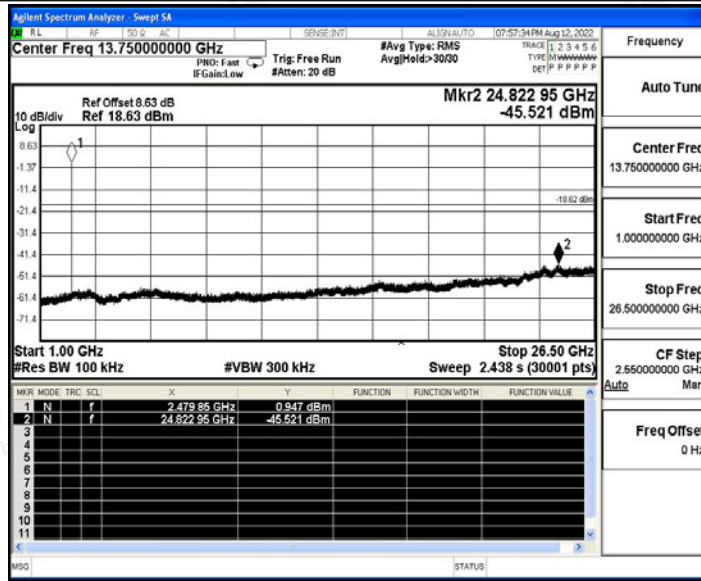


DH5\_Ant1\_2480\_30~1000

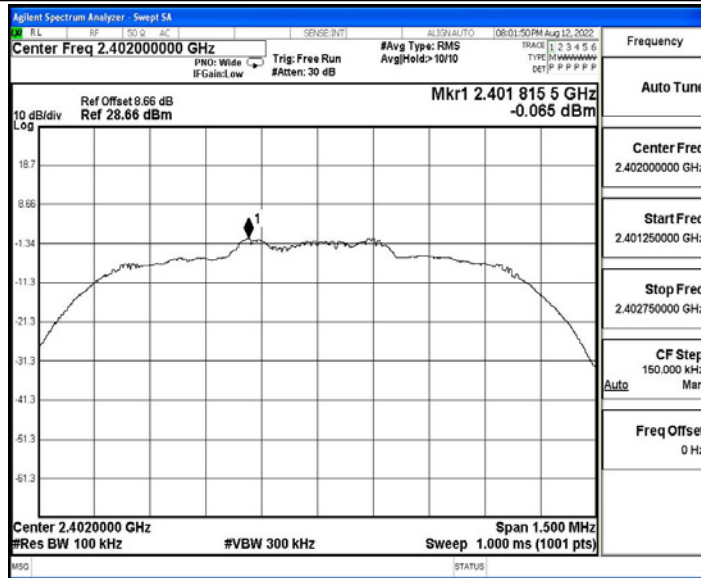


DH5\_Ant1\_2480\_1000~26500



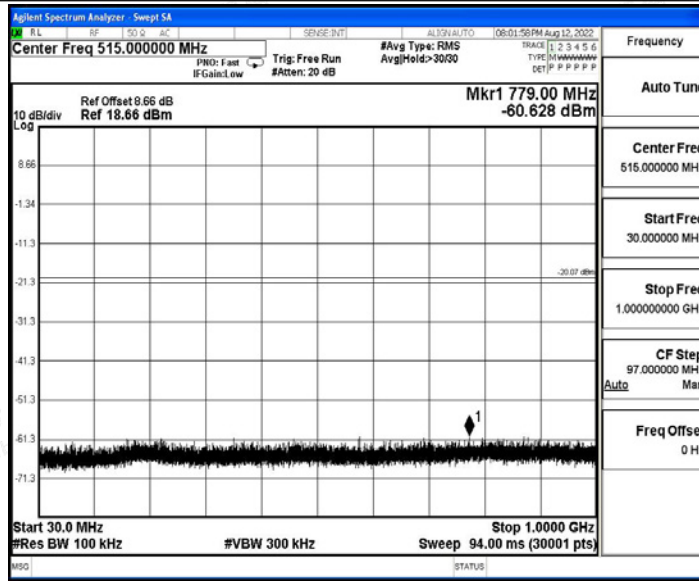


2DH5\_Ant1\_2402\_0~Reference

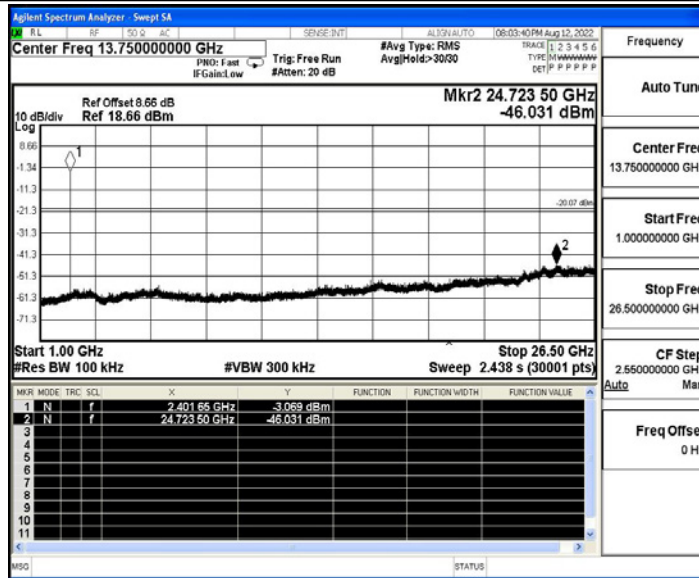


2DH5\_Ant1\_2402\_30~1000



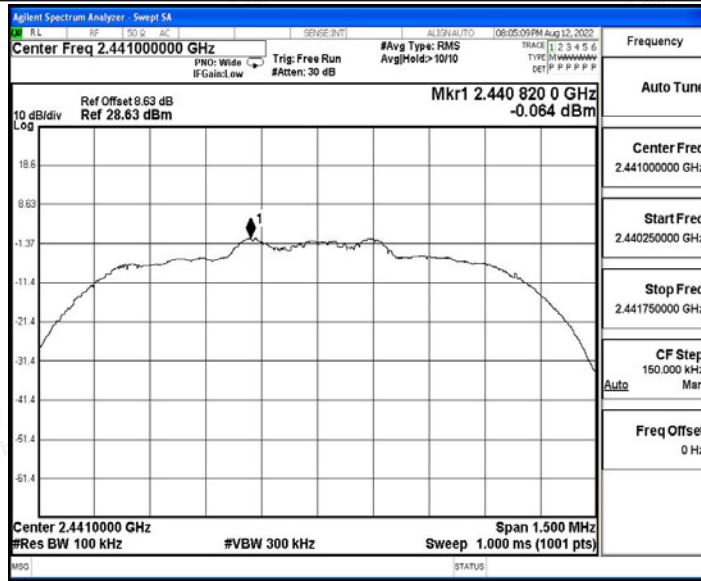


2DH5\_Ant1\_2402\_1000~26500

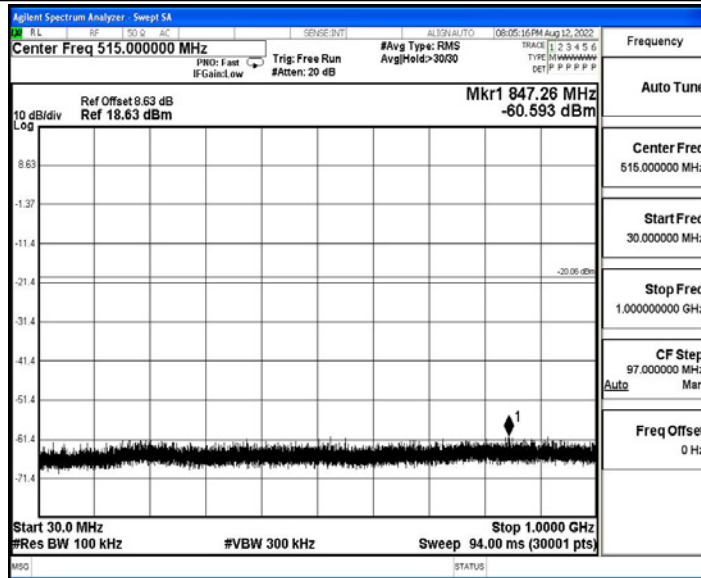


2DH5\_Ant1\_2441\_0~Reference





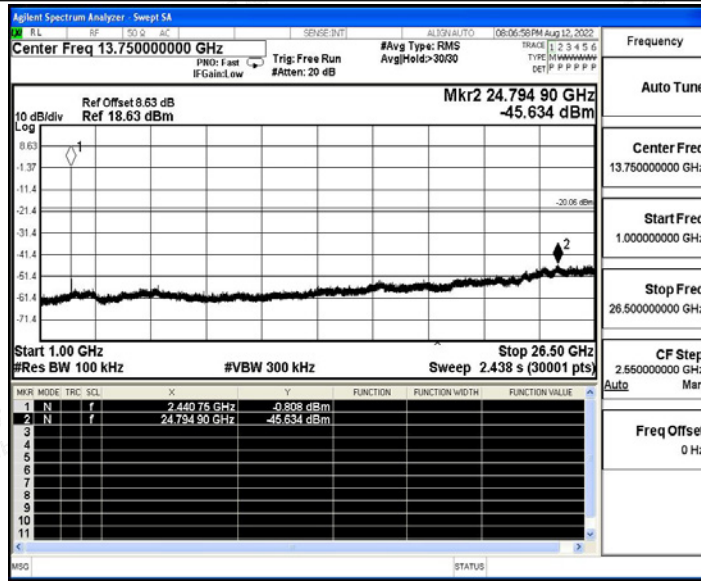
2DH5\_Ant1\_2441\_30~1000



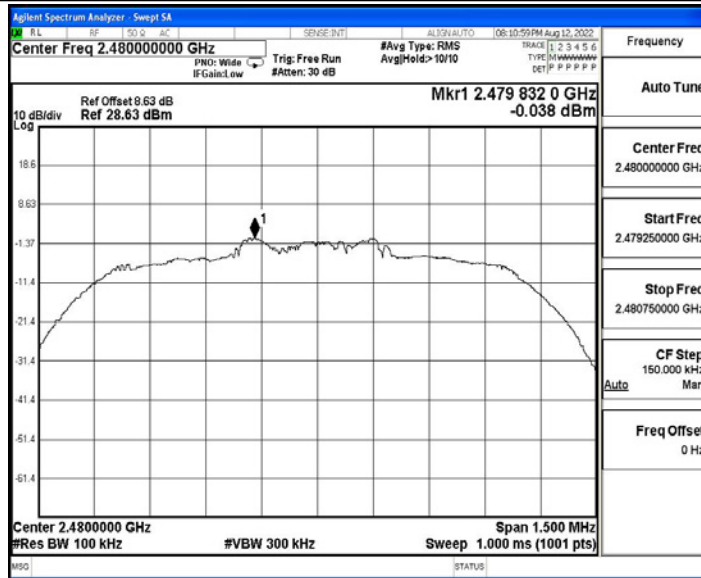
2DH5\_Ant1\_2441\_1000~26500







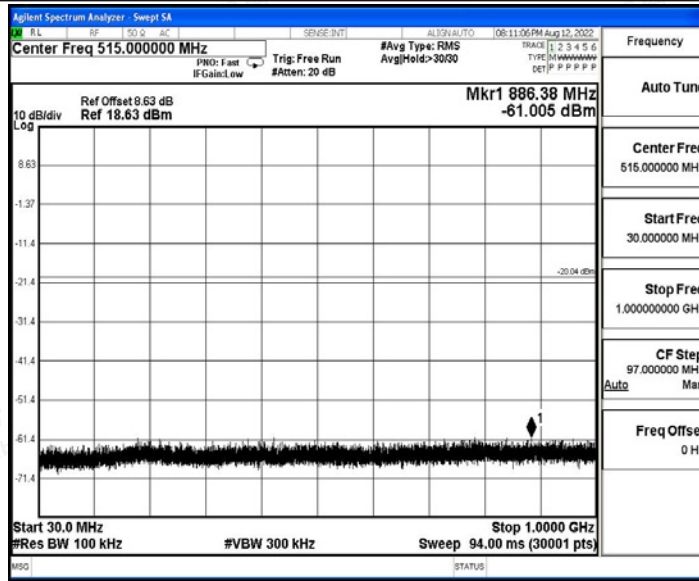
2DH5\_Ant1\_2480\_0~Reference



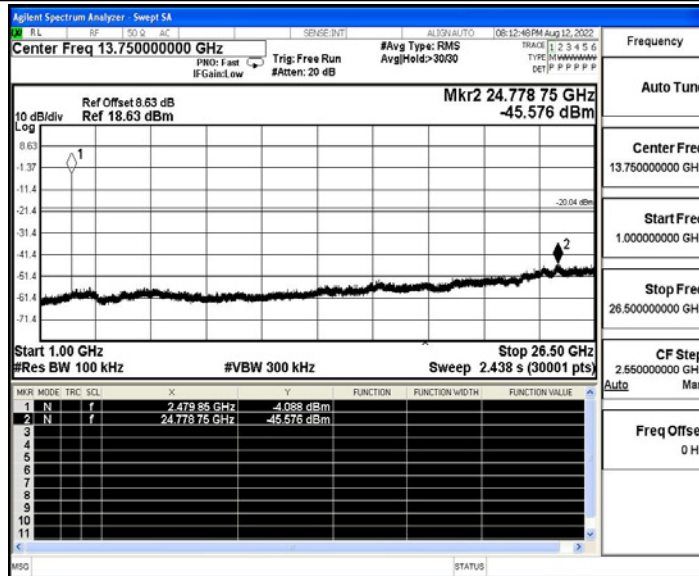
2DH5\_Ant1\_2480\_30~1000





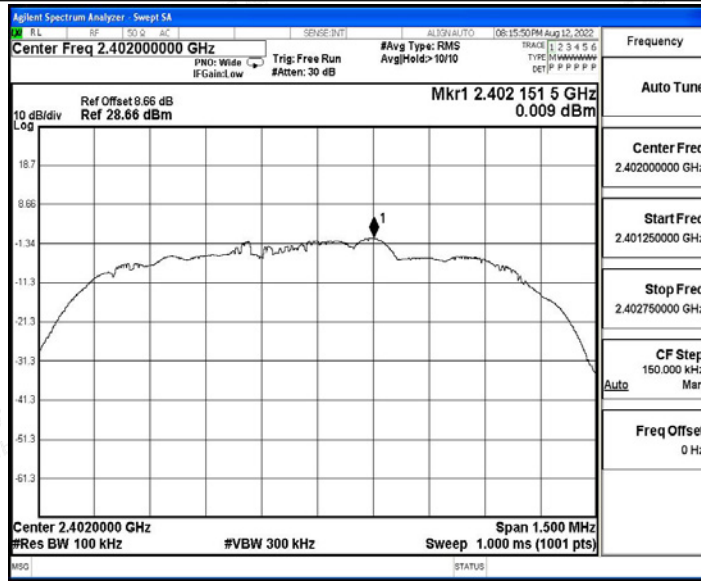


2DH5\_Ant1\_2480\_1000~26500

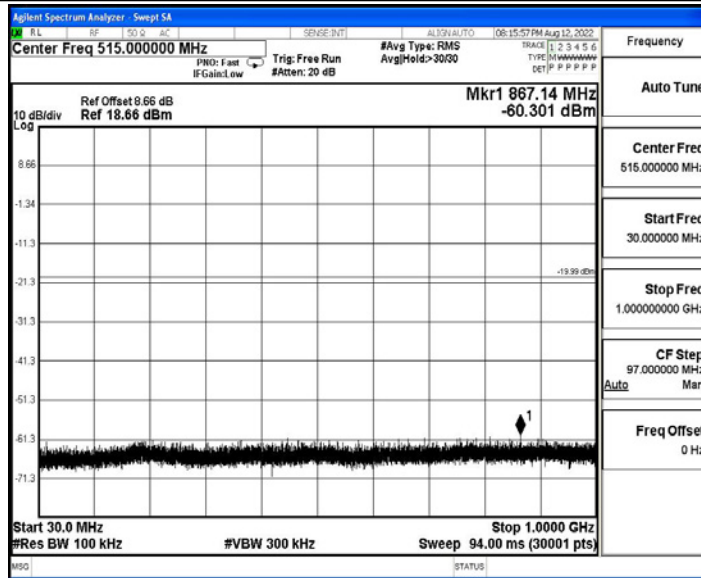


3DH5\_Ant1\_2402\_0~Reference



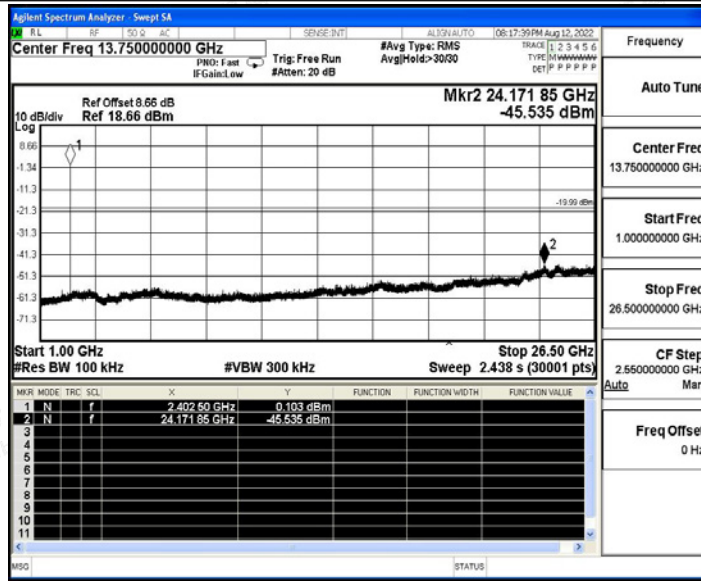


3DH5\_Ant1\_2402\_30~1000

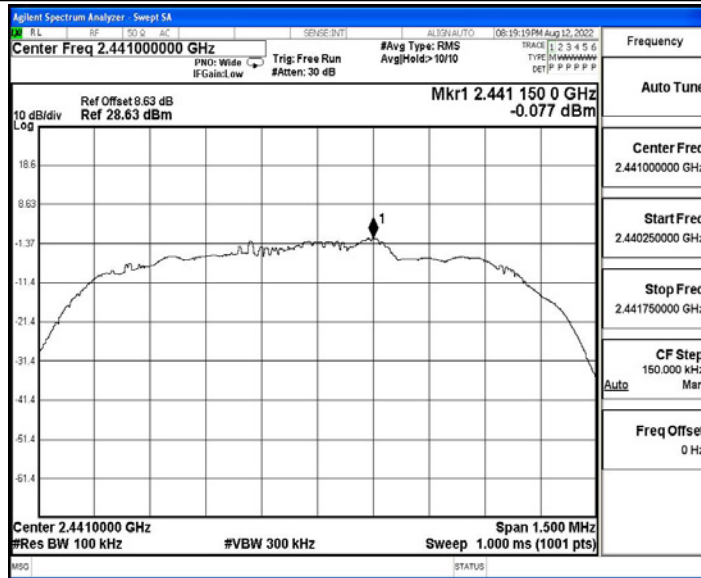


3DH5\_Ant1\_2402\_1000~26500



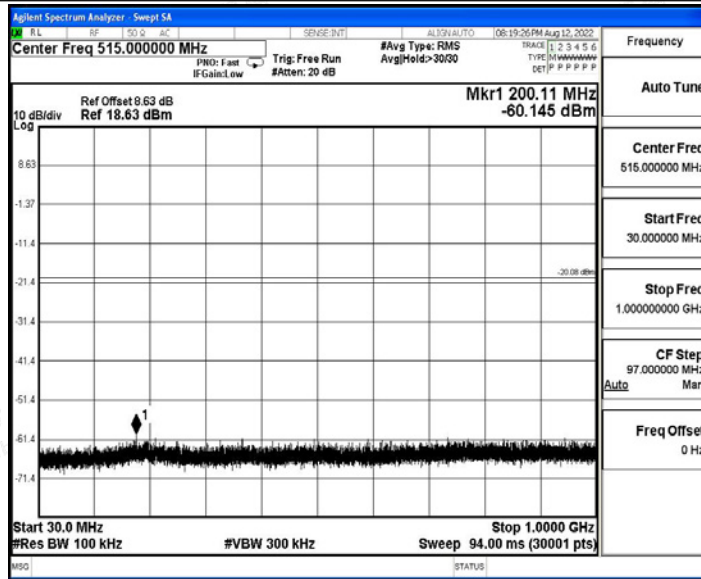


3DH5\_Ant1\_2441\_0~Reference

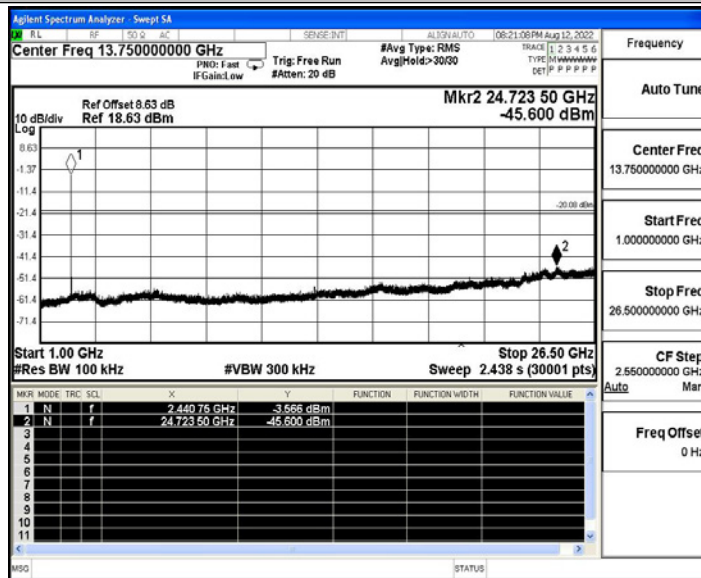


3DH5\_Ant1\_2441\_30~1000



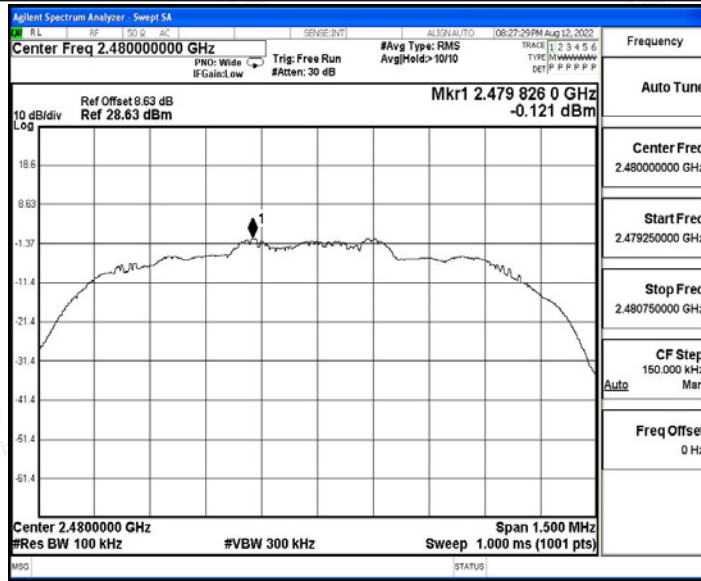


3DH5\_Ant1\_2441\_1000~26500

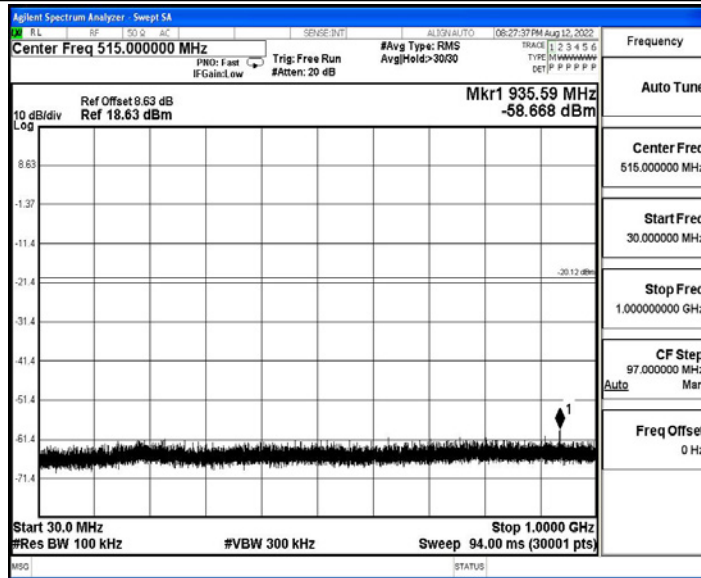


3DH5\_Ant1\_2480\_0~Reference



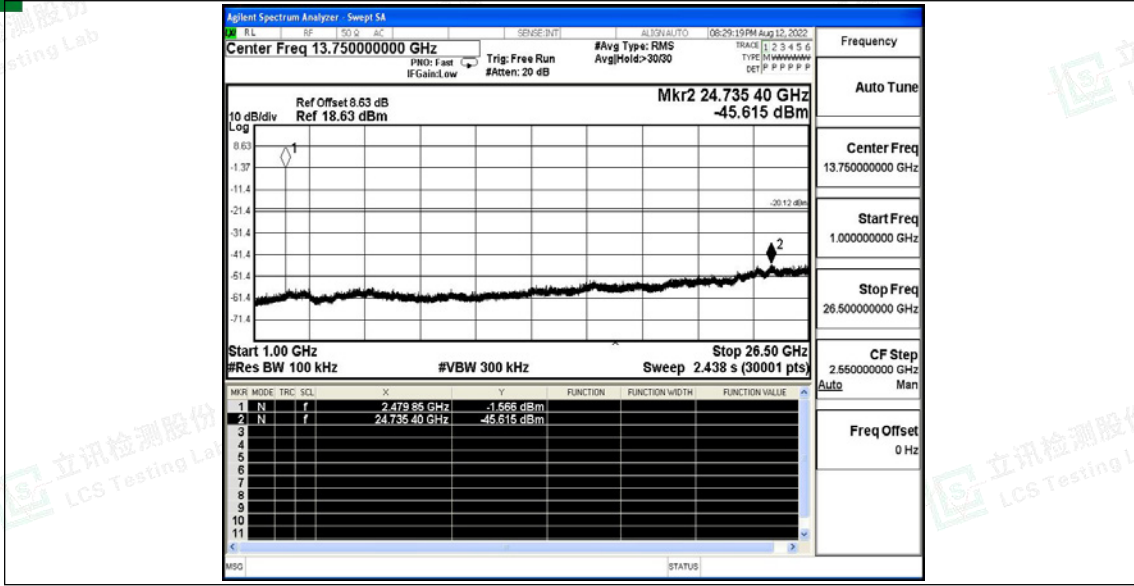


3DH5\_Ant1\_2480\_30~1000



3DH5\_Ant1\_2480\_1000~26500







**A.8 Emissions in Restricted Bands****Test Result**

TestMode	Antenna	ChName	Channel	Detector	Freq. [MHz]	Result [dBm]	Limit [dBm]	Result [dBuV/m]	Limit [dBuV/m]	Verdict		
DH5	Ant1	Low	2402	AV	2310.000	-57.92	≤-41.20	37.28	≤54	PASS		
				AV	2387.465	-57.38	≤-41.20	37.82	≤54	PASS		
				AV	2390.000	-57.49	≤-41.20	37.71	≤54	PASS		
				Peak	2310.000	-48.26	≤-21.20	46.94	≤74	PASS		
				Peak	2346.515	-46.33	≤-21.20	48.87	≤74	PASS		
				Peak	2390.000	-47.74	≤-21.20	47.46	≤74	PASS		
		High	2480	AV	2483.500	-54.96	≤-41.20	40.24	≤54	PASS		
				AV	2483.520	-54.96	≤-41.20	40.24	≤54	PASS		
				AV	2500.000	-57	≤-41.20	38.20	≤54	PASS		
				Peak	2483.500	-46.47	≤-21.20	48.73	≤74	PASS		
				Peak	2484.400	-45.54	≤-21.20	49.66	≤74	PASS		
				Peak	2500.000	-46.99	≤-21.20	48.21	≤74	PASS		
		Low	Hop_24 02	Peak	2310.000	-49.14	≤-21.20	46.06	≤74	PASS		
				Peak	2343.575	-46.92	≤-21.20	48.28	≤74	PASS		
				Peak	2390.000	-48.69	≤-21.20	46.51	≤74	PASS		
		High	Hop_24 80	Peak	2483.500	-47.57	≤-21.20	47.63	≤74	PASS		
				Peak	2488.320	-46.26	≤-21.20	48.94	≤74	PASS		
				Peak	2500.000	-47.61	≤-21.20	47.59	≤74	PASS		
		2DH5	Ant1	Low	2402	AV	2310.000	-57.83	≤-41.20	37.37	≤54	PASS
						AV	2387.570	-57.26	≤-41.20	37.94	≤54	PASS
						AV	2390.000	-57.52	≤-41.20	37.68	≤54	PASS
Peak	2310.000					-48.23	≤-21.20	46.97	≤74	PASS		
Peak	2327.195					-46.44	≤-21.20	48.76	≤74	PASS		
Peak	2390.000					-48.34	≤-21.20	46.86	≤74	PASS		
High	2480			AV	2483.500	-54.58	≤-41.20	40.62	≤54	PASS		
				AV	2483.520	-54.58	≤-41.20	40.62	≤54	PASS		
				AV	2500.000	-56.92	≤-41.20	38.28	≤54	PASS		
				Peak	2483.500	-46.68	≤-21.20	48.52	≤74	PASS		
				Peak	2489.040	-45.71	≤-21.20	49.49	≤74	PASS		
				Peak	2500.000	-46.98	≤-21.20	48.22	≤74	PASS		
Low	Hop_24 02			Peak	2310.000	-47.56	≤-21.20	47.64	≤74	PASS		
				Peak	2363.630	-46.89	≤-21.20	48.31	≤74	PASS		
				Peak	2390.000	-48.94	≤-21.20	46.26	≤74	PASS		
High	Hop_24 80			Peak	2483.500	-48	≤-21.20	47.20	≤74	PASS		
				Peak	2497.280	-46.22	≤-21.20	48.98	≤74	PASS		



Shenzhen LCS Compliance Testing Laboratory Ltd.

Add: 101, 201 Bldg A &amp; 301 Bldg C, Juji Industrial Park Yabianxueziwei, Shajing Street, Baoan District, Shenzhen, 518000, China

Tel: +(86) 0755-82591330 | E-mail: webmaster@lcs-cert.com | Web: www.lcs-cert.com

Scan code to check authenticity