



## Appendix B

### RF Test Data for BT (Conducted Measurement)

**Product Name:** Smartphone

**Test Model:** Smooth 5

**Environmental Conditions**

Temperature:	23.8° C
Relative Humidity:	52.1%
ATM Pressure:	100.0 kPa
Test Engineer:	Taylor Hu
Supervised by:	Ling Zhu





### B.1 -6dB Bandwidth

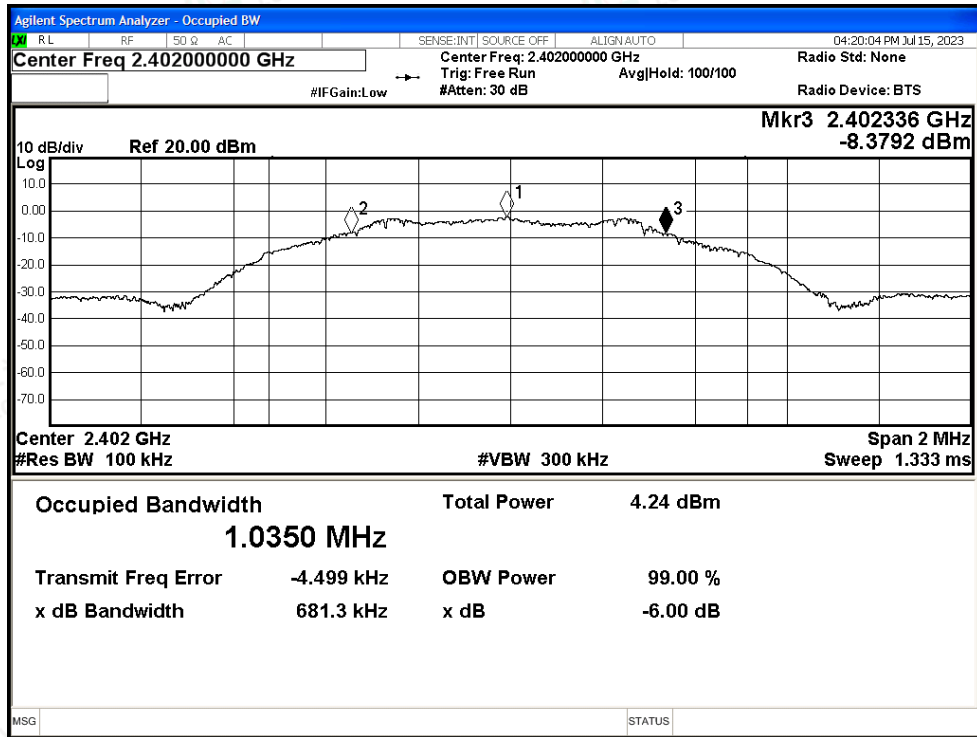
Condition	Mode	Frequency (MHz)	Antenna	-6 dB Bandwidth (MHz)	Limit -6 dB Bandwidth (MHz)	Verdict
NVNT	BLE 1M	2402	Ant1	0.681	0.5	Pass
NVNT	BLE 1M	2440	Ant1	0.684	0.5	Pass
NVNT	BLE 1M	2480	Ant1	0.683	0.5	Pass



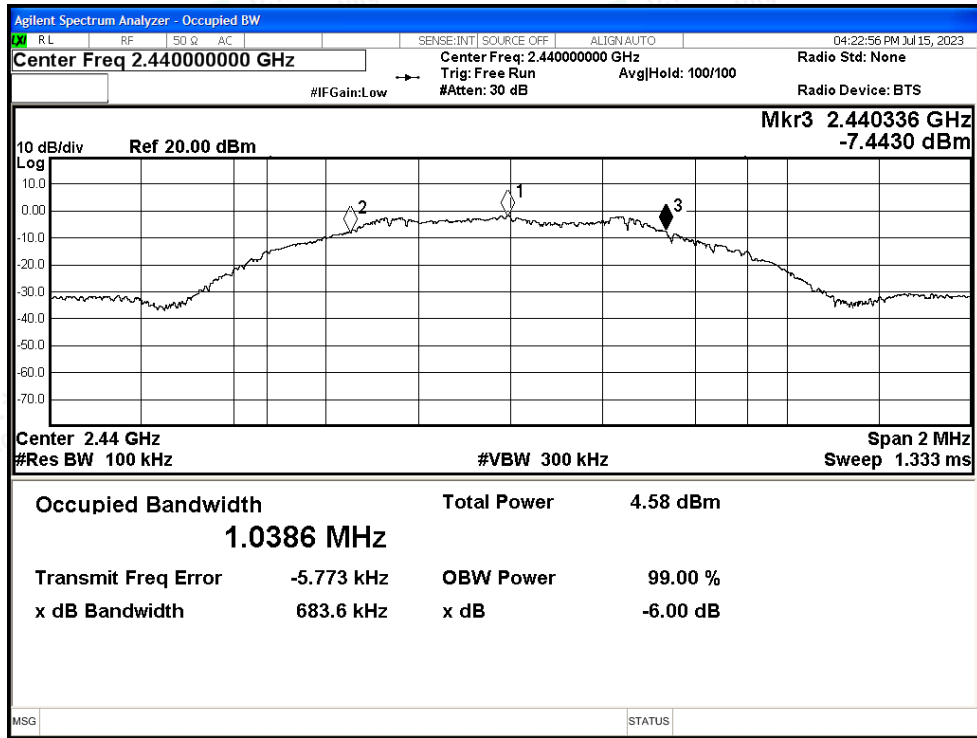


Test Graphs

-6dB Bandwidth NVNT BLE 1M 2402MHz Ant1

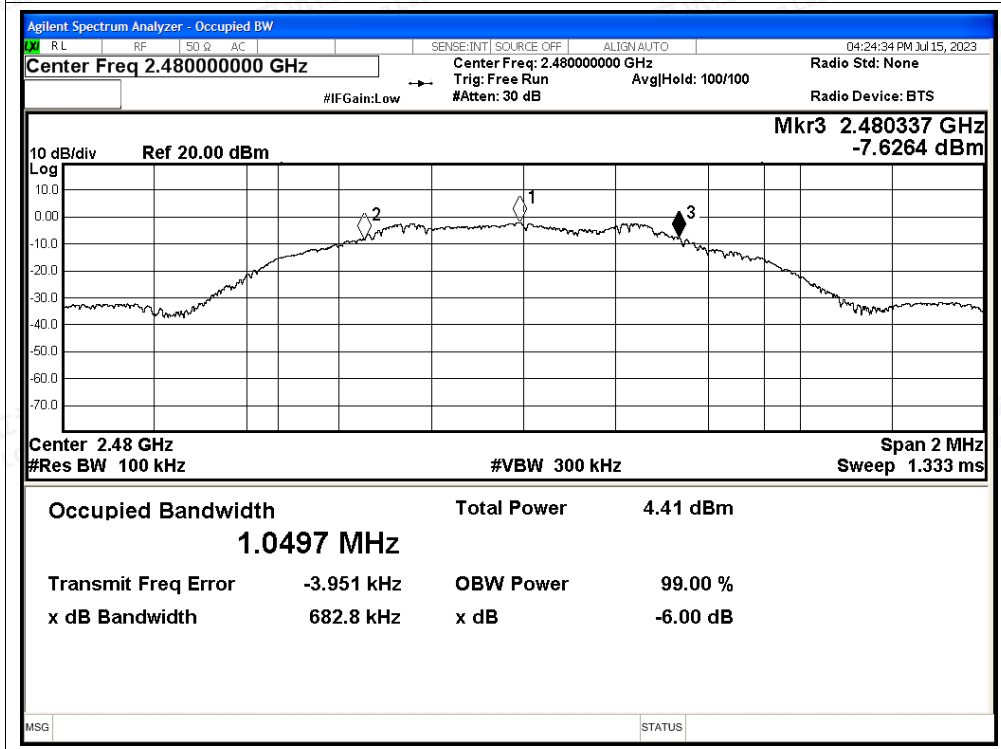


-6dB Bandwidth NVNT BLE 1M 2440MHz Ant1





-6dB Bandwidth NVNT BLE 1M 2480MHz Ant1





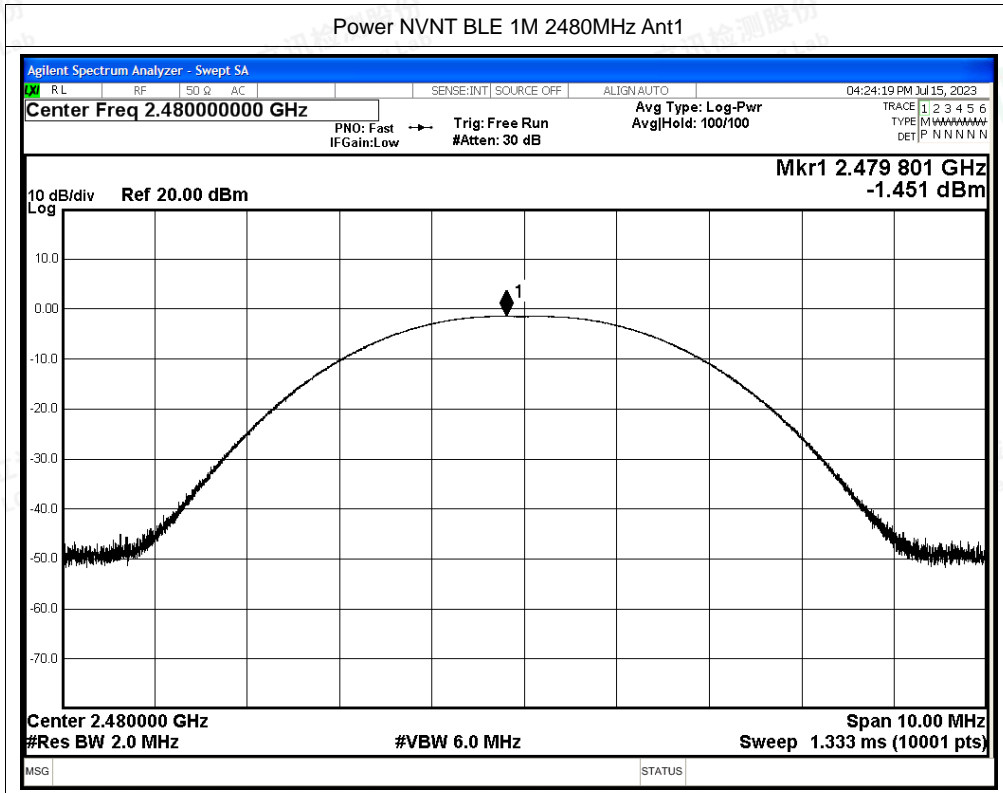
## B.2 Maximum Conducted Output Power

Condition	Mode	Frequency (MHz)	Antenna	Conducted Power (dBm)	Limit (dBm)	Verdict
NVNT	BLE 1M	2402	Ant1	-1.6	30	Pass
NVNT	BLE 1M	2440	Ant1	-1.21	30	Pass
NVNT	BLE 1M	2480	Ant1	-1.45	30	Pass



Shenzhen LCS Compliance Testing Laboratory Ltd.  
Add: 101, 201 Bldg A & 301 Bldg C, Juji Industrial Park Yabianxueziwei, Shajing Street, Baoan District, Shenzhen, 518000, China  
Tel: +(86) 0755-82591330 | E-mail: webmaster@lcs-cert.com | Web: www.lcs-cert.com  
Scan code to check authenticity







### B.3 Maximum Power Spectral Density Level

Condition	Mode	Frequency (MHz)	Antenna	Conducted PSD (dBm/3kHz)	Limit (dBm/3kHz)	Verdict
NVNT	BLE 1M	2402	Ant1	-16.4	8	Pass
NVNT	BLE 1M	2440	Ant1	-16	8	Pass
NVNT	BLE 1M	2480	Ant1	-16.22	8	Pass



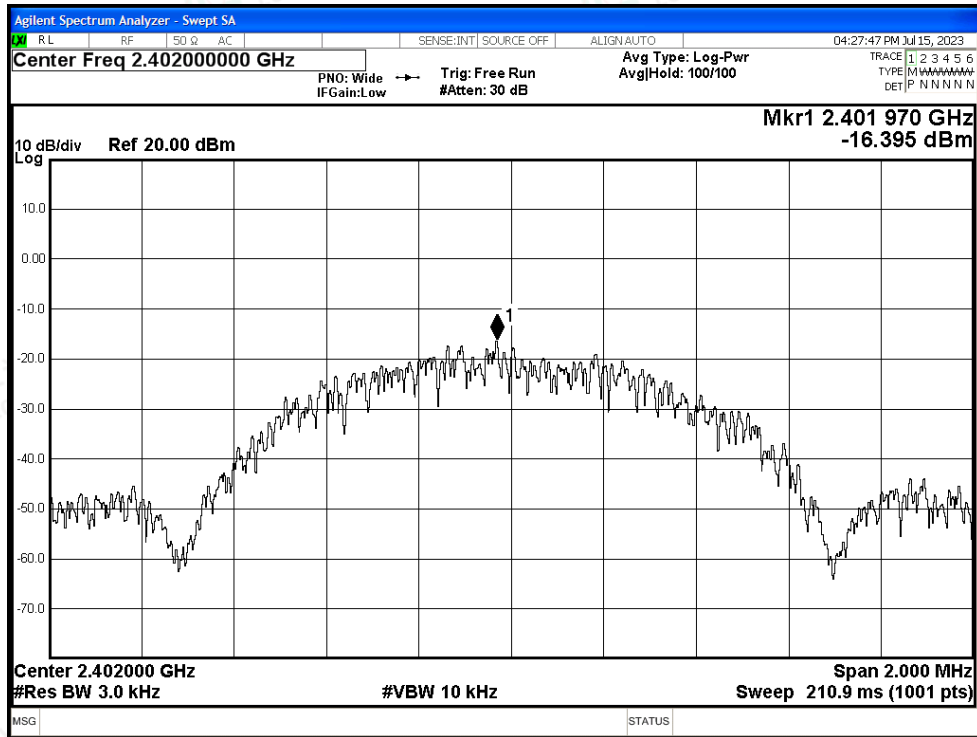
Shenzhen LCS Compliance Testing Laboratory Ltd.  
Add: 101, 201 Bldg A & 301 Bldg C, Juji Industrial Park Yabianxueziwei, Shajing Street, Baoan District, Shenzhen, 518000, China  
Tel: +(86) 0755-82591330 | E-mail: webmaster@lcs-cert.com | Web: www.lcs-cert.com  
Scan code to check authenticity



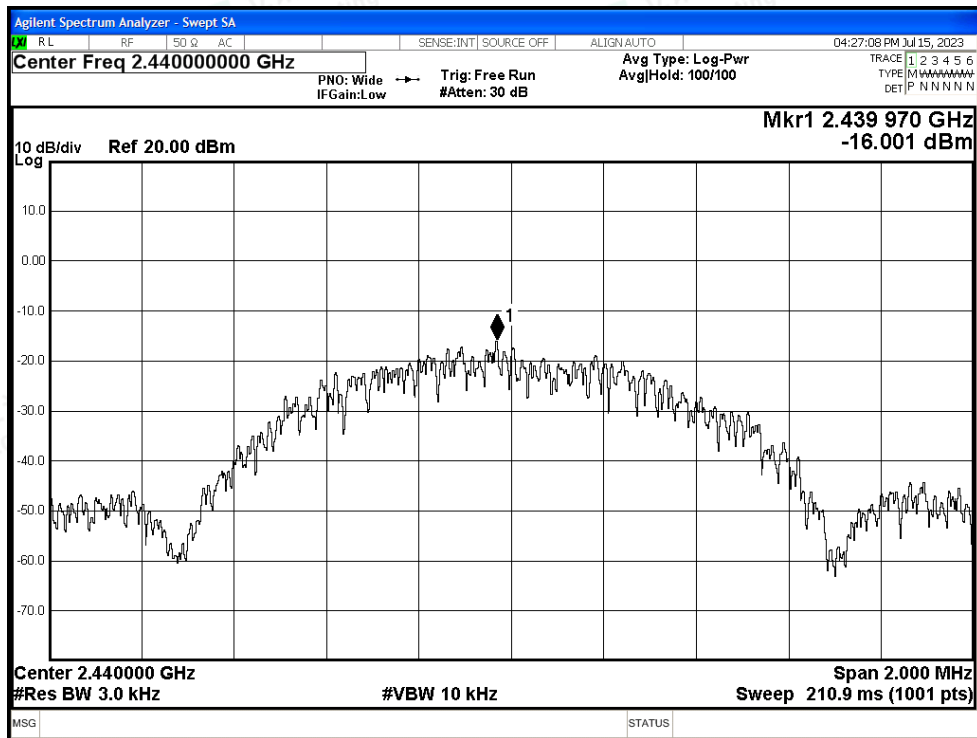


Test Graphs

PSD NVNT BLE 1M 2402MHz Ant1

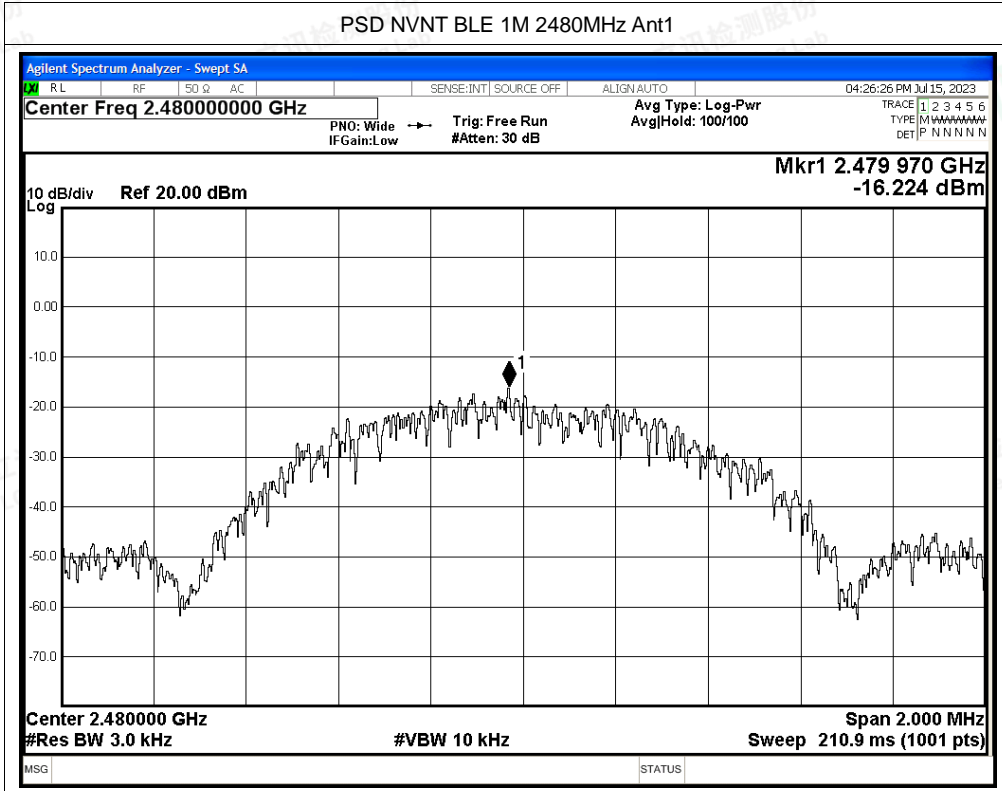


PSD NVNT BLE 1M 2440MHz Ant1





PSD NVNT BLE 1M 2480MHz Ant1



Shenzhen LCS Compliance Testing Laboratory Ltd.  
 Add: 101, 201 Bldg A & 301 Bldg C, Juji Industrial Park Yabianxueziwei, Shajing Street, Baoan District, Shenzhen, 518000, China  
 Tel: +(86) 0755-82591330 | E-mail: webmaster@lcs-cert.com | Web: www.lcs-cert.com  
 Scan code to check authenticity



### B.4 Band Edge

Condition	Mode	Frequency (MHz)	Antenna	Max Value (dBc)	Limit (dBc)	Verdict
NVNT	BLE 1M	2402	Ant1	-55.93	-20	Pass
NVNT	BLE 1M	2480	Ant1	-57.11	-20	Pass

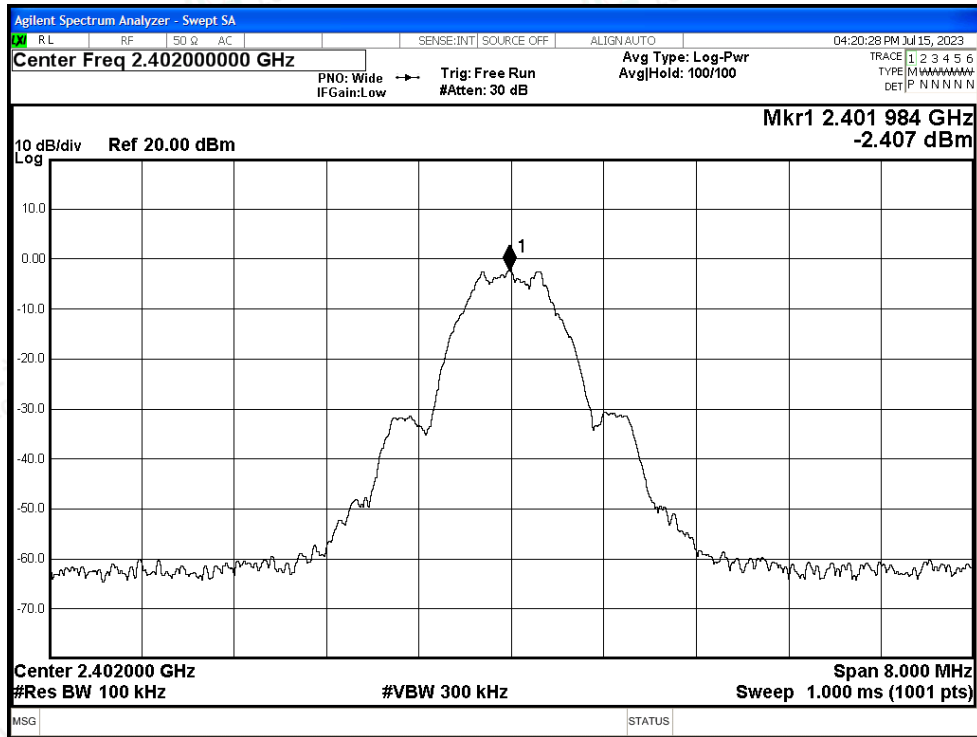


Shenzhen LCS Compliance Testing Laboratory Ltd.  
Add: 101, 201 Bldg A & 301 Bldg C, Juji Industrial Park Yabianxueziwei, Shajing Street, Baoan District, Shenzhen, 518000, China  
Tel: +(86) 0755-82591330 | E-mail: webmaster@lcs-cert.com | Web: www.lcs-cert.com  
Scan code to check authenticity

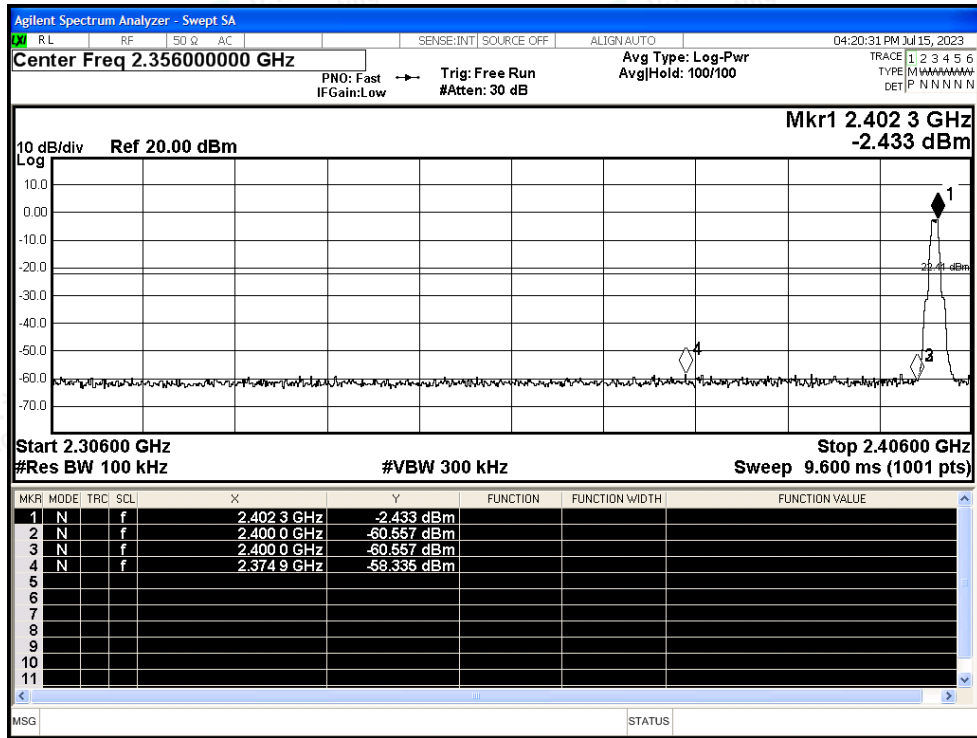


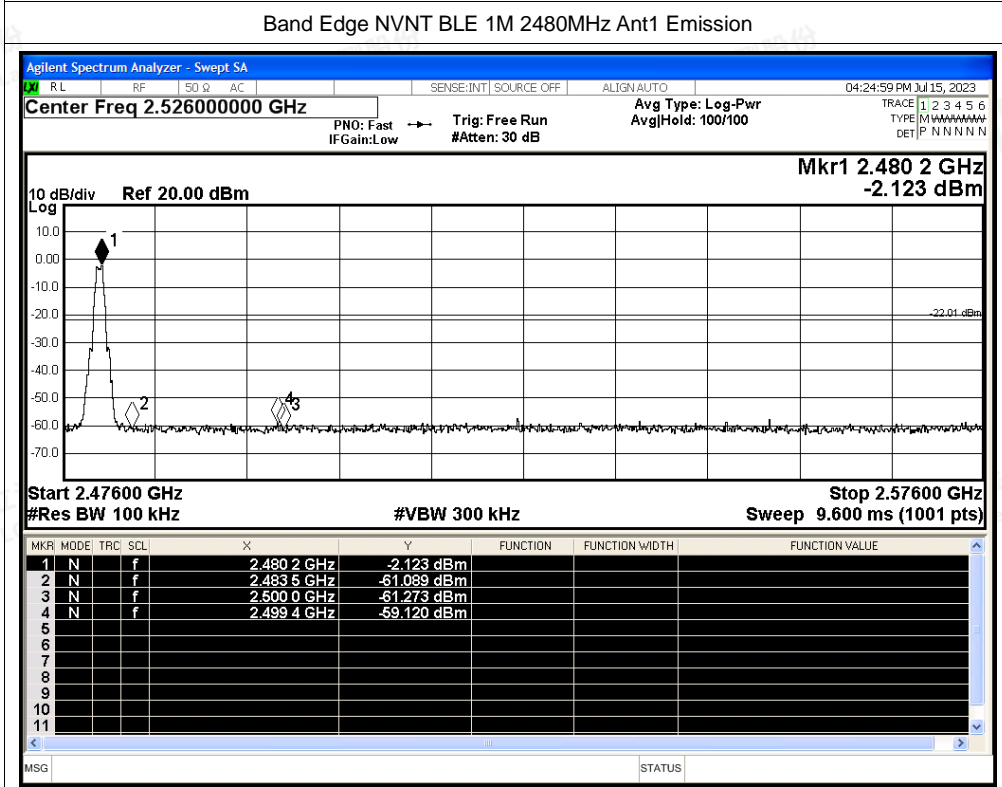
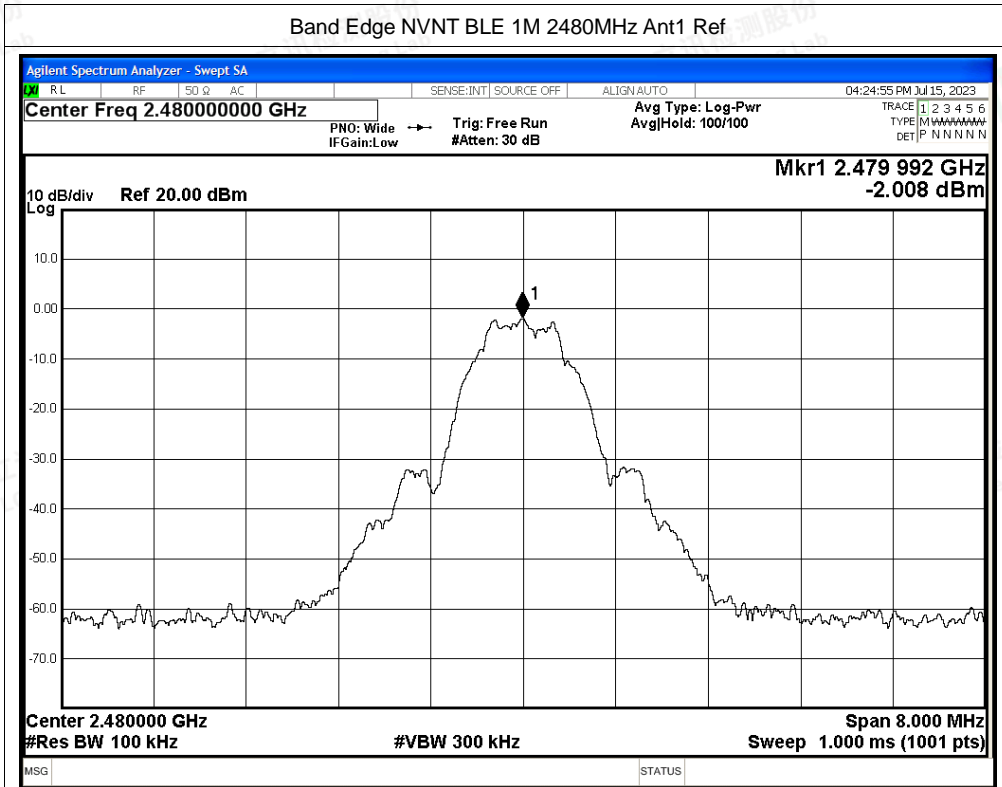
Test Graphs

Band Edge NVNT BLE 1M 2402MHz Ant1 Ref



Band Edge NVNT BLE 1M 2402MHz Ant1 Emission







## B.5 Conducted RF Spurious Emission

Condition	Mode	Frequency (MHz)	Antenna	Max Value (dBc)	Limit (dBc)	Verdict
NVNT	BLE 1M	2402	Ant1	-55.03	-20	Pass
NVNT	BLE 1M	2440	Ant1	-55.48	-20	Pass
NVNT	BLE 1M	2480	Ant1	-54.68	-20	Pass

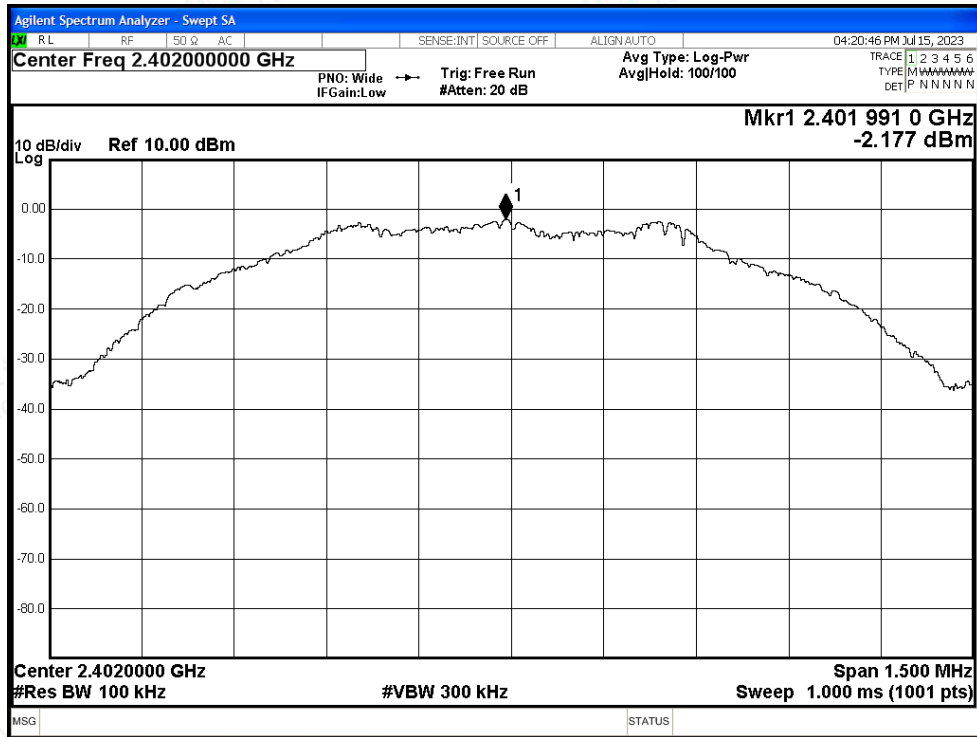


Shenzhen LCS Compliance Testing Laboratory Ltd.  
Add: 101, 201 Bldg A & 301 Bldg C, Juji Industrial Park Yabianxueziwei, Shajing Street, Baoan District, Shenzhen, 518000, China  
Tel: +(86) 0755-82591330 | E-mail: webmaster@lcs-cert.com | Web: www.lcs-cert.com  
Scan code to check authenticity

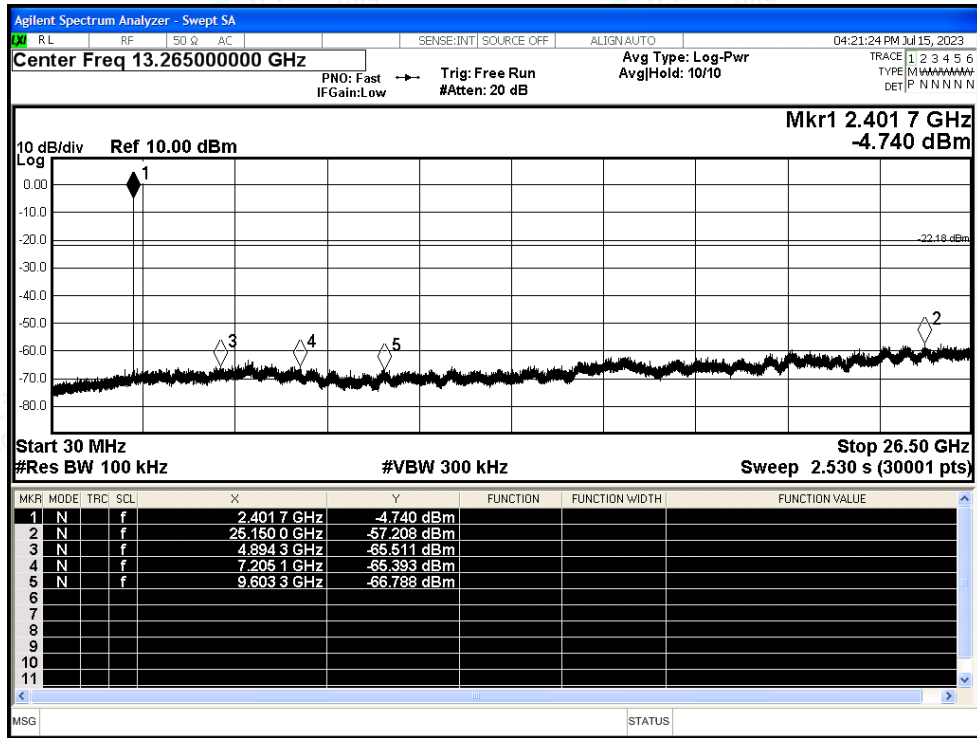


Test Graphs

Tx. Spurious NVNT BLE 1M 2402MHz Ant1 Ref

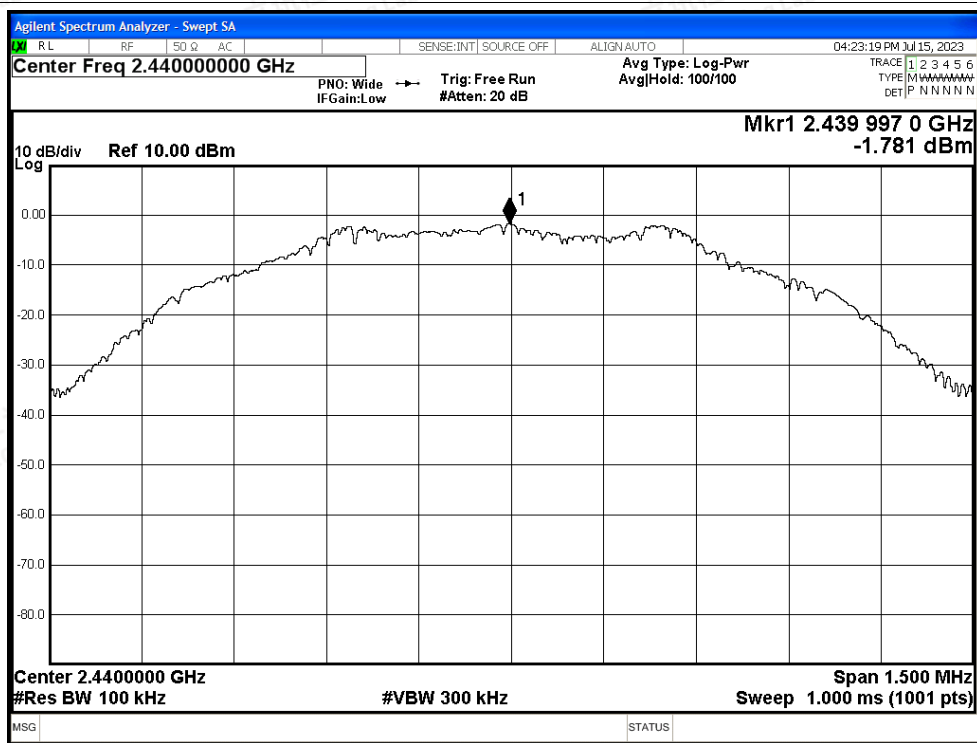


Tx. Spurious NVNT BLE 1M 2402MHz Ant1 Emission

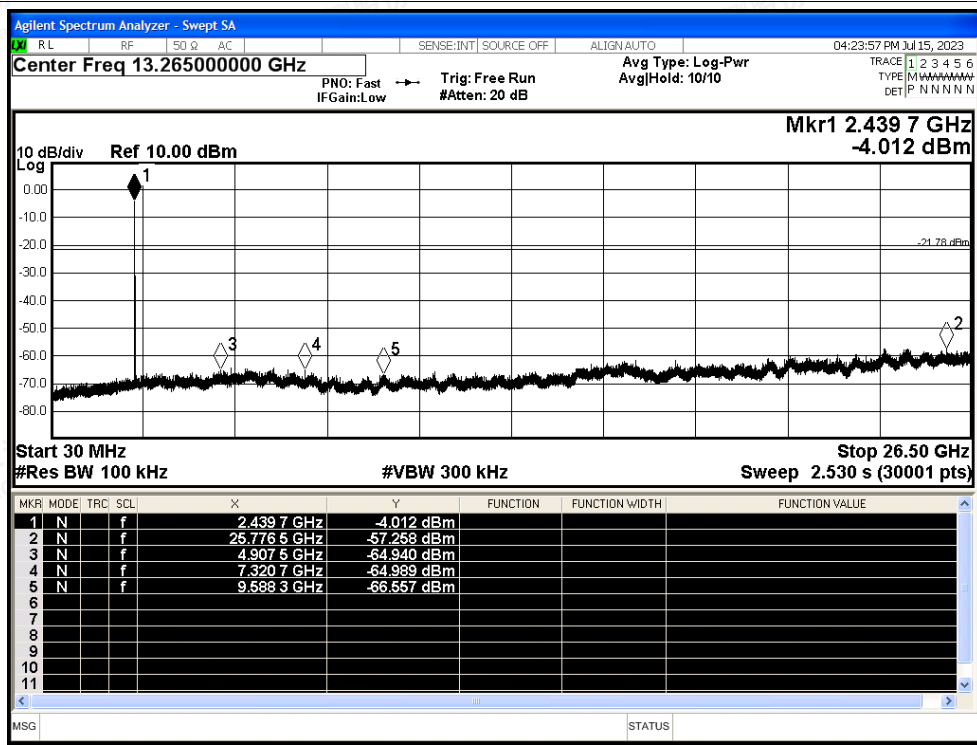




Tx. Spurious NVNT BLE 1M 2440MHz Ant1 Ref



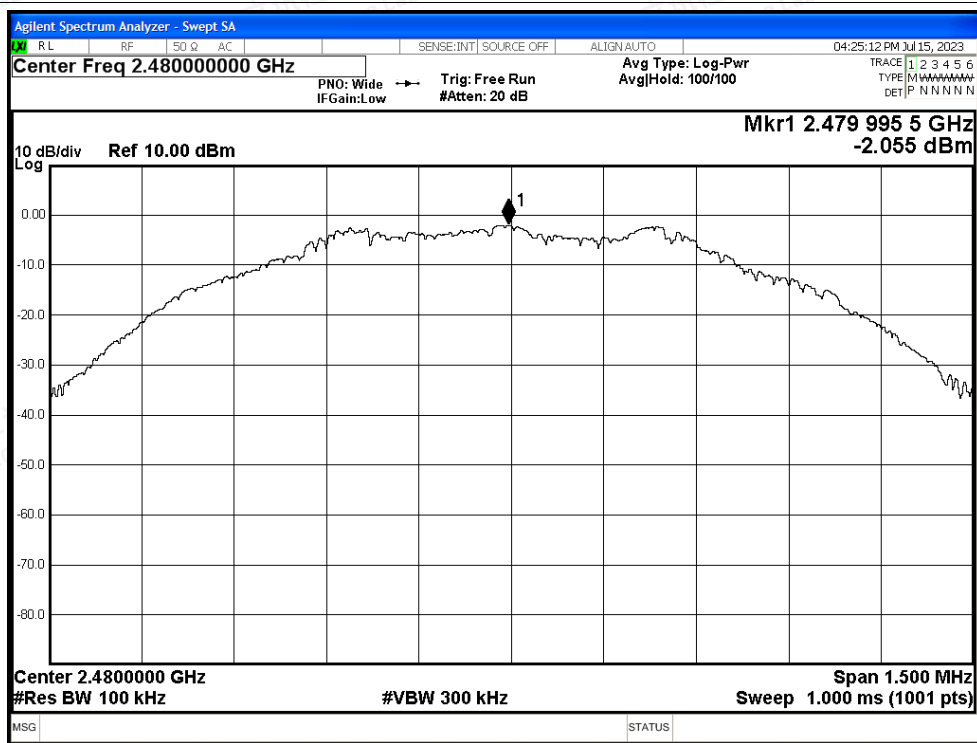
Tx. Spurious NVNT BLE 1M 2440MHz Ant1 Emission



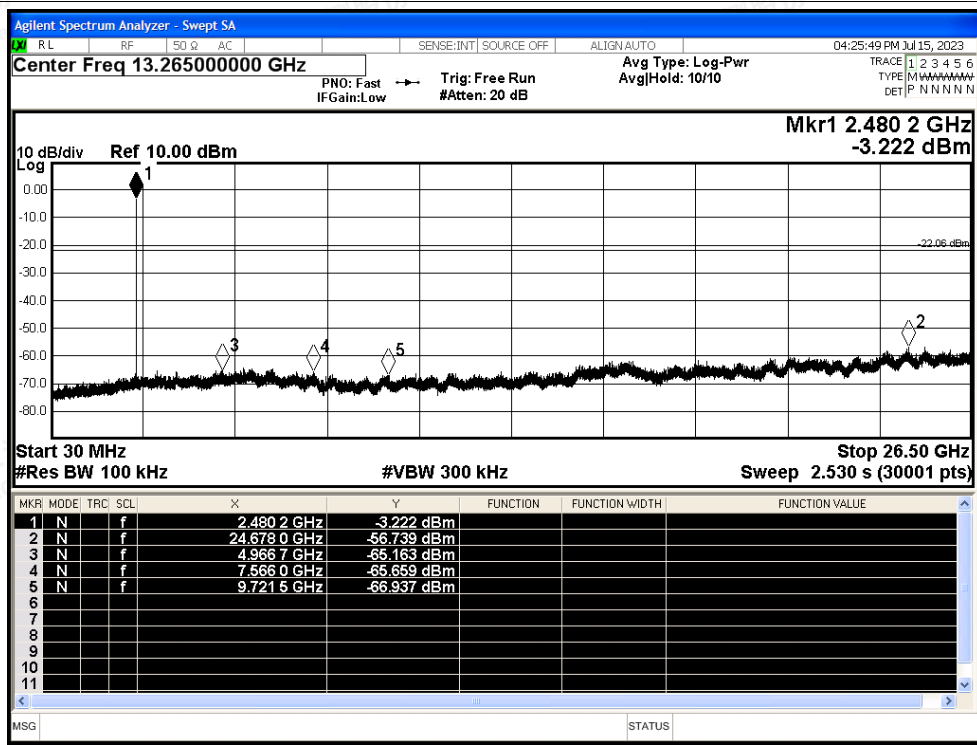




Tx. Spurious NVNT BLE 1M 2480MHz Ant1 Ref



Tx. Spurious NVNT BLE 1M 2480MHz Ant1 Emission





## B.6 Duty Cycle

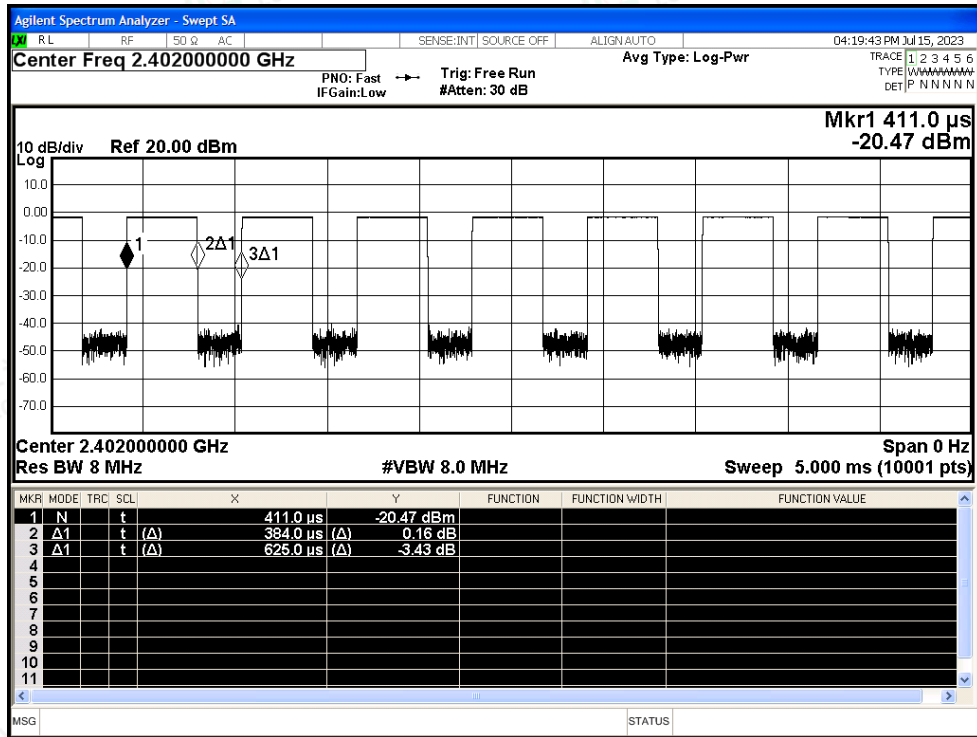
Condition	Mode	Frequency (MHz)	Antenna	Duty Cycle (%)	Correction Factor (dB)	1/T (kHz)
NVNT	BLE 1M	2402	Ant1	61.44	2.12	2.6
NVNT	BLE 1M	2440	Ant1	61.36	2.12	2.61
NVNT	BLE 1M	2480	Ant1	61.36	2.12	2.61



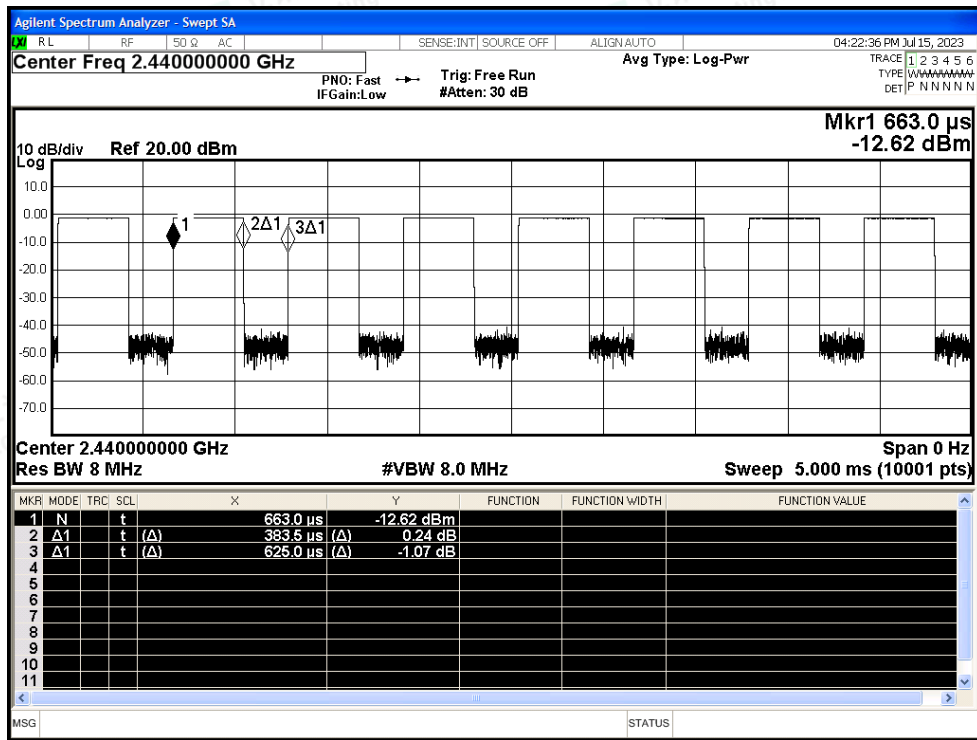


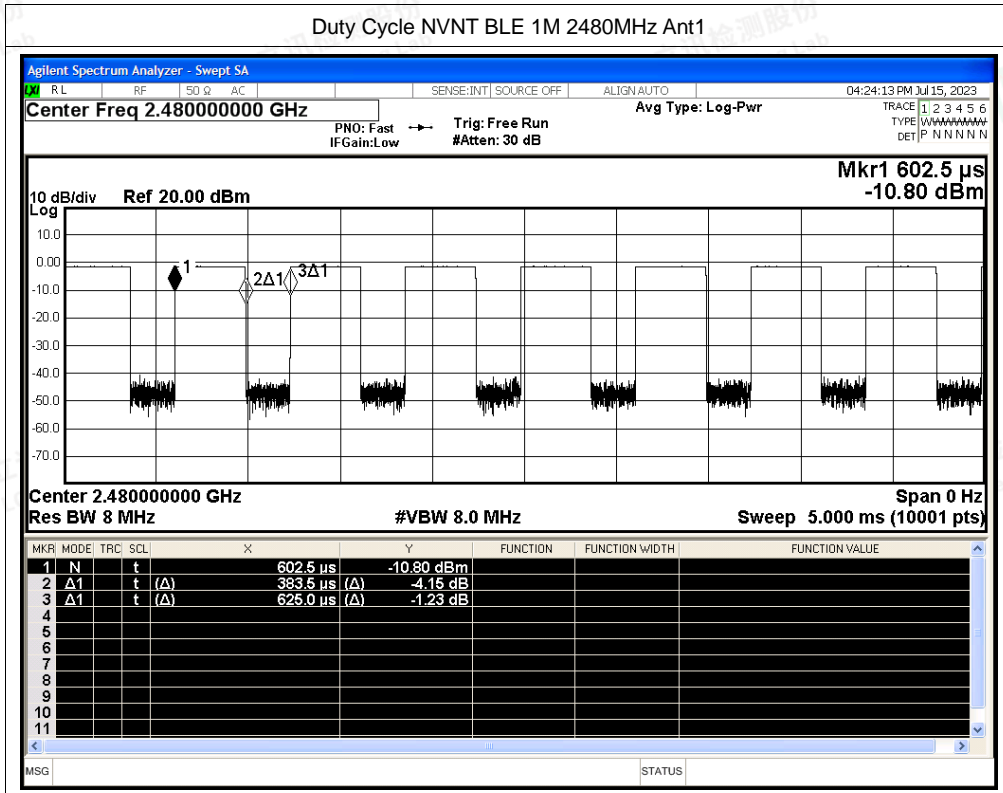
Test Graphs

Duty Cycle NVNT BLE 1M 2402MHz Ant1



Duty Cycle NVNT BLE 1M 2440MHz Ant1







### B.7 Restrict Band

Condition	Mode	Frequency (MHz)	Antenna	Spur Freq (MHz)	Power (dBm)	Gain (dBi)	E (dBuV/m)	Detector	Limit (dBuV/m)	Verdict
NVNT	BLE 1M	2402	Ant1	2310	-50.68	2	46.58	Peak	74	Pass
NVNT	BLE 1M	2402	Ant1	2310	-61.17	2	36.09	Average	54	Pass
NVNT	BLE 1M	2402	Ant1	2356.944	-49.51	2	47.75	Peak	74	Pass
NVNT	BLE 1M	2402	Ant1	2343.216	-60.34	2	36.92	Average	54	Pass
NVNT	BLE 1M	2402	Ant1	2390	-52.71	2	44.55	Peak	74	Pass
NVNT	BLE 1M	2402	Ant1	2390	-60.79	2	36.47	Average	54	Pass
NVNT	BLE 1M	2480	Ant1	2483.5	-51.64	2	45.62	Peak	74	Pass
NVNT	BLE 1M	2480	Ant1	2483.5	-60.16	2	37.1	Average	54	Pass
NVNT	BLE 1M	2480	Ant1	2492.08	-49.04	2	48.22	Peak	74	Pass
NVNT	BLE 1M	2480	Ant1	2483.56	-59.98	2	37.28	Average	54	Pass
NVNT	BLE 1M	2480	Ant1	2500	-52.39	2	44.87	Peak	74	Pass
NVNT	BLE 1M	2480	Ant1	2500	-60.93	2	36.33	Average	54	Pass

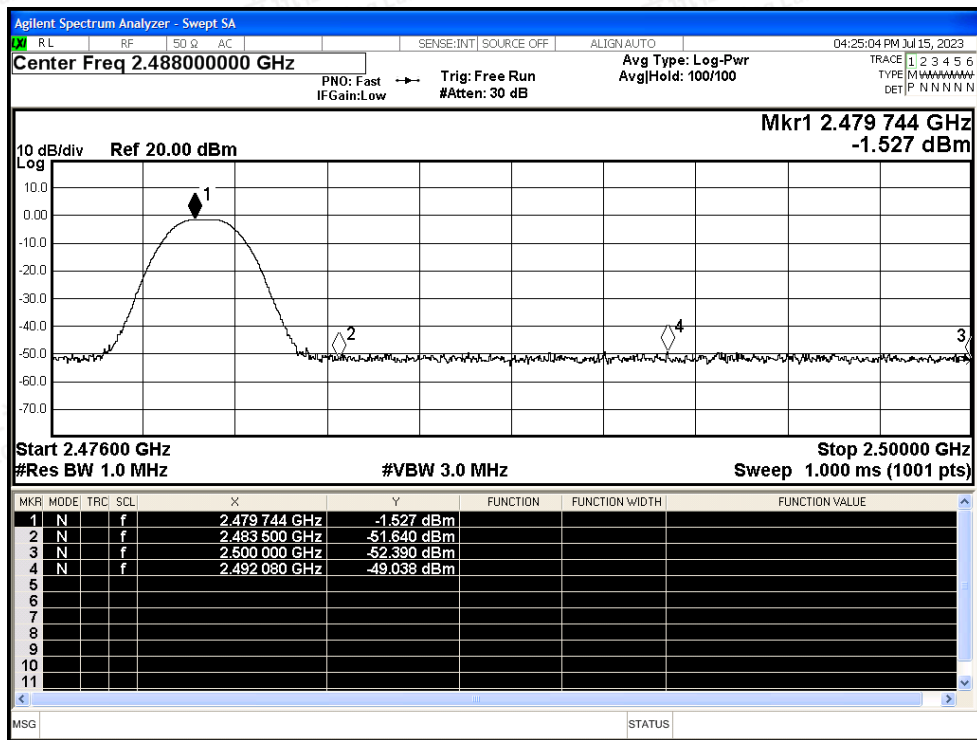


Shenzhen LCS Compliance Testing Laboratory Ltd.  
 Add: 101, 201 Bldg A & 301 Bldg C, Juji Industrial Park Yabianxueziwei, Shajing Street, Baoan District, Shenzhen, 518000, China  
 Tel: +(86) 0755-82591330 | E-mail: webmaster@lcs-cert.com | Web: www.lcs-cert.com  
 Scan code to check authenticity





Restrict Band NVNT BLE 1M 2480MHz Ant1 Peak



Restrict Band NVNT BLE 1M 2480MHz Ant1 Average

