

5.3 Test Instruments Configuration



Pic 1 Front View of the Test Configuration (BASE)



Pic 2 Rear View of the Test Configuration (BASE)



Pic 1 Front View of the Test Configuration (HANDSET)



Pic 2 Rear View of the Test Configuration (HANDSET)

* The test configuration for frequency between 1 GHz to 18 GHz is same as above .

2.3 Test configuration



Fig. 3 Conducted emissions test placement (idle only)





Fig. 4 Conducted emissions test placement (intercom only)


5.3 Test Instruments Configuration



Pic 1 Front View of the Test Configuration (BASE)




Pic 2 Rear View of the Test Configuration (BASE)




Pic 1 Front View of the Test Configuration (HANDSET)



Pic 2 Rear View of the Test Configuration (HANDSET)



Pic 1 Front View of the Test Configuration (Charge with charge set)



Pic 2 Rear View of the Test Configuration (Charge with charge set)

* The test configuration for frequency between 1 GHz to 18 GHz is same as above .



Fig. 5 Conducted emissions test placement (Charge with charge set)

2.3 Test configuration



Fig. 3 Conducted emissions test placement (idle only)



Fig. 4 Conducted emissions test placement (intercom only)