

Marstech Limited

11 Kelfield Street, Etobicoke, Ontario, Canada, M9W 5A1
Telephone (416) 246-1116, Fax (416) 246-1020

Authorized by:
Professional Engineers
Ontario




Engineering &
Administrative



Testing For FCC
Submissions/Verifications

Industry Canada
Industrie Canada
Approved Test Facility



TEST REPORT			
REPORT DATE:	10 August 2005		REPORT NO: 25169D1
CONTENTS:	See Table of Contents		
SUBMITTOR:	ATLINKS USA, Inc. 101 West 103 rd Street Indianapolis, IN 46290-1102 USA		
SUBJECT:	Model No: 25839XXX-C (Handset) [identical to Model 25839XXX-B (Handset) except for model designation and RF module]		
	FCC ID: G9H2-5838AH		
TEST SPECIFICATION	FCC CFR 47 Part 15 Class "II" Permissive Change NOTE: Tests Conducted Are "Type" Tests.		
DATE SAMPLE RECEIVED:	05 July 2005	DATE TESTED:	14 & 26 July 2005
RESULTS:	The new Model 25839XXX-C (Handset) continues to comply with referenced specification.		
ALTERATIONS	None		
Tested by:	 Edward Chang	Approved by:  Robert G. Marshall, P. Eng.	 11 Aug. 2005
THIS REPORT SHALL NOT BE REPRODUCED, EXCEPT IN FULL, WITHOUT THE WRITTEN APPROVAL OF MARSTECH LIMITED. This report was prepared by Marstech Limited for the account of the "Submittor". The material in it reflects Marstech's judgement in light of the information available to it at the time of preparation. Any use which a Third Party makes of this report, or any reliance on decisions to be made based on it, are the responsibility of such Third Parties. Marstech accepts no responsibility for damages, if any, suffered by any Third Party as a result of decisions made or actions based on this report.			

TECHNICAL REPORT - FCC 2.1033(b)

Applicant

ATLINKS USA, Inc.
101 West 103rd Street
Indianapolis, IN
46290-1102 USA

FCC Identifier

G9H2-5838AH

Manufacturer

Huiyang CCT Telecommunications Products Co. Ltd.
CCT Technology Park, San He Economic Experimental Zone
Huiyang City, Guangdong Province
P. R. of China

TABLE OF CONTENTS

<u>Exhibit</u>	<u>Description</u>	<u>FCC Ref.</u>	<u>Page</u>
A	Report of Measurements	2.1033(b)(6)	Exhibit A Exhibit A(1) to A(6)
B	Installation and Operating Instructions Furnished to the User	2.1033(b)(3)	Exhibit B Exhibit B(1)
C	Description of Circuit Functions Statement of Security Code	2.1033(b)(4)	Exhibit C Exhibit C(1)-1 to -3 Exhibit C(2)
D	Block Diagram Schematic Diagram	2.1033(b)(5)	Exhibit D Exhibit D(1) Exhibit D(2)-1 to -3
E	Photographs Label Equipment	2.1033(b)(7)	Exhibit E Exhibit E(1) Exhibit E(2)-1 to -2
F	Verification Report (Not Part of Certification Package)		Exhibit F

EXHIBIT A

[FCC Ref. 2.1033(b)(6)]

"Report of Measurements"

TABLE OF CONTENTS

TEST REPORT CONTAINING:

Exhibit A(1)	Table of Contents
Exhibit A(2)	Product Description
Exhibit A(3)-1 to -2	15.249(a), (b) and (c) Field Strength of Emissions
Exhibit A(4)-1 to -3	Test Equipment List and Facility
Exhibit A(5)	Frequency List Table
Exhibit A(6)	Test Set Up Photo

PRODUCT DESCRIPTION

The Model 25839XXX-C (Handset) is a 5.8GHz single-line cordless telephone handset with caller ID that operates from 5788.657 MHz to 5795.612 MHz. This model is identical to Model 25839XXX-B (Handset) except for model designation and RF module.

The antenna used for the handset is permanently attached to the EUT.

Refer to Exhibit A(5) for complete frequency list.

15.249 (a), (b) and (c) FIELD STRENGTH OF EMISSIONS**Requirements:**

Fundamental Frequency	Field Strength of Harmonics	15.209	
94dB μ V	54 dB μ V/m@ 3m	30-88 MHz	40 dB μ V/m@ 3m
		88-216 MHz	43.5
		216-960 MHz	46
		Above 960 MHz	54

Emissions radiated outside of the specified frequency bands, except for harmonics, shall be attenuated by at least 50dB below the level of the fundamental or to the general radiated emission limits in 15.209, whichever is the lesser attenuation.

Emissions that fall in the restricted bands (15.205) must be less than 54dB μ V/m

Procedure

The test procedure used was ANSI STANDARD C63.4-2003 and DA-00-705 using an appropriate spectrum analyzer, as listed in the Test Equipment List. The bandwidth (RBW) of the spectrum analyzer was 100KHz/120KHz up to 1GHz with an appropriate sweep speed. The RBW above 1.0GHz was = 1.0MHz. The analyzer was calibrated in dB above a microvolt at the output of the antenna. The ambient temperature of the EUT was 24°C with a humidity of 60%.

Test Data:

Refer to Exhibit A(3)-2

FIELD STRENGTH OF EMISSIONS**MODEL 25839XXX-C
HANDSET UNIT**

Emission Frequency MHz	Meter Reading @3m dBμV	Antenna	Cable and ACF dB	Field Strength dBμV/M	FCC Limit dBμV/M	Margin dB	Detector & BW KHz
<u>Channel 1</u>							
5788.660	45.00	Horn V	39.57	84.57	94	-9.43	PK 1000
11577.320	7.00	Horn V	46.76	53.76	54	-0.24	PK 1000
<u>Channel 40</u>							
5795.600	44.00	Horn V	39.57	83.57	94	-10.43	PK 1000
11591.200	7.00	Horn V	46.76	53.76	54	-0.24	PK 1000
HANDSET UNIT (Model 25839XXX-C) 30 MHz - 1 GHz							
<u>TX</u>							
456.98	15.00	LP V	22.40	37.40	46	-8.60	QP 120
826.98	10.00	LP V	29.10	39.10	46	-6.90	QP 120

TEST FACILITY AND EQUIPMENT LIST

FACILITIES:

Radiated ANSI C63.4-2003 (FCC OET/55) open field 3 metre test range. This test range is protected from the cold and moisture by a non-conductive enclosure.

EQUIPMENT

Anritsu 2601A Spectrum Analyzer
Advantest R3261A Spectrum Analyzer
Hewlett-Packard RF generator # 8640 B with an 002 doubler
A.H. Systems biconical antenna; 20 MHz to 330 MHz
A.H. Systems log periodic antenna; 300 MHz to 1.8 GHz
Compliance Design P950 Preamp (16 dB) ... 25 MHz to 1.0 GHz

NOTE:

The Anritsu 2601A Spectrum Analyzer and the Advantest R3261A Spectrum Analyzer are calibrated annually, and that calibration is directly traceable to the National Research Council of Canada. (NRC) This equipment is only used by qualified technicians and only for the purpose of EMI measurements. The three metre test range has been carefully evaluated to the ANSI document C63.4-2003 and will be remeasured for reflections and losses every three years.

ADDITIONAL TEST EQUIPMENT LIST

1. Spectrum Analyzer: HP 8591EM, S/N 3639A00995, (9KHz - 1.8GHz), Calibration Due June 2006
2. Spectrum Analyzer: ANRITSU 2601A, S/N MT64544, (10KHz - 2.2GHz), Calibration Due June 2006
3. Spectrum Analyzer: IFR AN940, S/N 635001039, (9KHz - 26.5GHz), Calibration Due April 2006
4. Preamp: HP 8449B, S/N 3008A00378, (1 - 26.5GHz), Calibration Due August 2006
5. Horn Antenna: Q-PAR 6878/24, S/N 1721, (1.5-18GHz)
6. Horn Antenna: A. H. Systems SAS 572, S/N 164 (18 - 26.5GHz)
7. Line Impedance Stabilization Network.: Marstech, Calibration Due July 2006
8. Horn Antenna: Radar System (Flange 3/4" Square) MIL F 3922/68 (26.5 - 40GHz)
9. OML Mixer: M28HWD, S/N Ka31114-1 (26.5 - 40GHz), Calibration Due Nov. 2005
10. OML Diplexer: DPL.313A (Unit plugs into M28HWD)
11. Semflex Cable: Used with M28HWD and DPL.313A

FEDERAL COMMUNICATIONS COMMISSION

Laboratory Division
7435 Oakland Mills Road
Columbia, MD 21046

August 22, 2003

Registration Number: 90578

Electrohome Electronics Ltd.
809 Wellington St. N.
Kitchener, Ontario, N2G 4J6
Canada

Attention: Tuat Huynh

Re: Measurement facility located at Roseville
3 meter site
Date of Renewal: August 22, 2003

Dear Sir or Madam:

Your request for renewal of the registration of the subject measurement facility has been received. The information submitted has been placed in your file and the registration has been renewed. The name of your organization will remain on the list of facilities whose measurement data will be accepted in conjunction with applications for Certification under Parts 15 or 18 of the Commission's Rules. Please note that the file must be updated for any changes made to the facility and the registration must be renewed at least every three years.

Measurement facilities that have indicated that they are available to the public to perform measurement services on a fee basis may be found on the FCC website www.fcc.gov under E-Filing, OET Equipment Authorization Electronic Filing, Test Firms.

Sincerely,


Ms. Phyllis Parrish
Information Technician

B. Handset Unit

Ch. No	Hs Tx Freq	Hs Tx Vco Freq	Hs Rx Freq	Hs Rx Vco Freq
1	5788656640	826950948.571429	924575072	456937536
2	5788834972	826976424.571429	924626024	456963012
3	5789013304	827001900.571429	924676976	456988488
4	5789191636	827027376.571429	924727928	457013964
5	5789369968	827052852.571429	924778880	457039440
6	5789548300	827078328.571429	924829832	457064916
7	5789726632	827103804.571429	924880784	457090392
8	5789904964	827129280.571429	924931736	457115868
9	5790083296	827154756.571429	924982688	457141344
10	5790261628	827180232.571429	925033640	457166820
11	5790439960	827205708.571429	925084592	457192296
12	5790618292	827231184.571429	925135544	457217772
13	5790796624	827256660.571429	925186496	457243248
14	5790974956	827282136.571429	925237448	457268724
15	5791153288	827307612.571429	925288400	457294200
16	5791331620	827333088.571429	925339352	457319676
17	5791509952	827358564.571429	925390304	457345152
18	5791688284	827384040.571429	925441256	457370628
19	5791866616	827409516.571429	925492208	457396104
20	5792044948	827434992.571429	925543160	457421580
21	5792223280	827460468.571429	925594112	457447056
22	5792401612	827485944.571429	925645064	457472532
23	5792579944	827511420.571429	925696016	457498008
24	5792758276	827536896.571429	925746968	457523484
25	5792936608	827562372.571429	925797920	457548960
26	5793114940	827587848.571429	925848872	457574436
27	5793293272	827613324.571429	925899824	457599912
28	5793471604	827638800.571429	925950776	457625388
29	5793649936	827664276.571429	926001728	457650864
30	5793828268	827689752.571429	926052680	457676340
31	5794006600	827715228.571429	926103632	457701816
32	5794184932	827740704.571429	926154584	457727292
33	5794363264	827766180.571429	926205536	457752768
34	5794541596	827791656.571429	926256488	457778244
35	5794719928	827817132.571429	926307440	457803720
36	5794898260	827842608.571429	926358392	457829196
37	5795076592	827868084.571429	926409344	457854672
38	5795254924	827893560.571429	926460296	457880148
39	5795433256	827919036.571429	926511248	457905624
40	5795611588	827944512.571429	926562200	457931100