

Product Name: Set Top Box	Report No: FCC022022-05669RF2
Product Model: UIW4054MIL	Security Classification: Open
Version: V1.0	Total Page:104

TIRT Testing Report



Prepared By:	Checked By:	Approved By:	A circular blue stamp with the text "TIRT Shenzhen" in the center and "Beijing TIRT Technology Service Co., Ltd" around the perimeter.
Stone Tang	Randy Lv	Daniel Chen	
<i>Stone Tang</i>	<i>Randy Lv</i>	<i>Daniel chen</i>	

FCC Radio Test Report

FCC ID: G95UIW4054

This report concerns: Class II Permissive Change

Equipment : Set Top Box
Brand Name : Technicolor
Test Model : UIW4054MIL
Series Model : N/A
Applicant : Technicolor Connected Home USA LLC
Address : 4855 Peachtree Industrial Blvd, Suite 200, Norcross, GA 30092, USA
Manufacturer : Technicolor Connected Home USA LLC
Address : 4855 Peachtree Industrial Blvd, Suite 200, Norcross, GA 30092, USA
Date of Receipt : 2022.08.08
Date of Test : 2022.08.10 ~ 2022.10.29
Issued Date : 2022.11.02
Report Version : V1.0
Test Sample : Engineering Sample No.: 20220808019075
Standard(s) : FCC CFR Title 47, Part 15, Subpart E
FCC KDB 789033 D02 General UNII Test Procedures New Rules v02r01
FCC KDB 662911 D01 Multiple Transmitter Output v02r01
ANSI C63.10-2013

- The test result referred exclusively to the presented test model /sample.
- Without written approval of TIRT Inc. the test report shall not reproduced except in full.

Lab: Beijing TIRT Technology Service Co.,Ltd Shenzhen
Add: 101, 3 # Factory Building, Gongjin Electronics Shatin Community, Kengzi
Street, Pingshan District, Shenzhen , China

TEL: +86-0755-27087573

Table of Contents	Page
REPORT ISSUED HISTORY	5
1 . SUMMARY OF TEST RESULTS	6
1.1 TEST LOCATION	7
1.2 MEASUREMENT UNCERTAINTY	7
1.3 TEST ENVIRONMENT CONDITIONS	7
2 . GENERAL INFORMATION	8
2.1 GENERAL DESCRIPTION OF EUT	8
2.2 TEST MODES	12
2.3 PARAMETERS OF TEST SOFTWARE	14
2.4 SUPPORT UNITS	17
3 . AC POWER LINE CONDUCTED EMISSIONS	18
3.1 LIMIT	18
3.2 TEST PROCEDURE	18
3.3 DEVIATION FROM TEST STANDARD	18
3.4 TEST SETUP	19
3.5 EUT OPERATION CONDITIONS	19
3.6 TEST RESULTS	19
4 . RADIATED EMISSIONS	20
4.1 LIMIT	20
4.2 TEST PROCEDURE	21
4.3 DEVIATION FROM TEST STANDARD	22
4.4 TEST SETUP	22
4.5 EUT OPERATION CONDITIONS	23
4.6 TEST RESULTS - 9 KHZ TO 30 MHZ	23
4.7 TEST RESULTS - 30 MHZ TO 1000 MHZ	23
5 . MAXIMUM OUTPUT POWER	24
5.1 LIMIT	24
5.2 TEST PROCEDURE	24
5.3 DEVIATION FROM STANDARD	24
5.4 TEST SETUP	24
5.5 EUT OPERATION CONDITIONS	24
5.6 TEST RESULTS	24
5.7 TEST SETUP	25

Table of Contents	Page
5.8 EUT OPERATION CONDITIONS	25
5.9 TEST RESULTS	25
6 . MEASUREMENT INSTRUMENTS LIST	26
7 . EUT TEST PHOTOS	27
APPENDIX A - AC POWER LINE CONDUCTED EMISSIONS	29
APPENDIX B - RADIATED EMISSION - 9 KHZ TO 30 MHZ	32
APPENDIX C - RADIATED EMISSION - 30 MHZ TO 1000 MHZ	33
APPENDIX D - MAXIMUM OUTPUT POWER	36

REPORT ISSUED HISTORY

Report No.	Version	Description	Issued Date	Note
FCC022022-05669RF2	V1.0	<p>Compared with original report(BTL-FCCP-4-2104C150A), PCB Layout changes from LAB3D version to LAB3E version. Please see the following table for details.</p> <p>So, the AC Power Line Conducted Emissions, Radiated Emissions the worst case have been re-evaluated. In this report only updated the test results for AC Power Line Conducted Emissions, Radiated Emissions below 1GHz, Maximum Output Power, other are kept the same</p>	2022.11.02	Valid

Change ID	PCB Layout changes from LAB3D version to LAB3E version
1	Due to UP06(RT9041B-10GE_SOT23-6) shortage, co-layout SOT23-5 part. Add RP98 and RP99 for SWAP.
2	Improved +5V_SW Power plan below HDMI connector in Layer 3. Replace power ground with track to reduce coupling from this power to HDMI signal.

1. SUMMARY OF TEST RESULTS

Test procedures according to the technical standard(s):

FCC CFR Title 47, Part 15, Subpart E			
Standard(s) Section	Test Item	Test Result	Remark
15.207 15.407(b)	AC Power Line Conducted Emissions	PASS	-----
15.407(b) 15.205(a) 15.209(a)	Radiated Emissions	PASS	NOTE (4)
15.407(a) 15.407(e)	Bandwidth	PASS	NOTE (4)
15.407(a)	Maximum Output Power	PASS	-----
15.407(a)	Power Spectral Density	PASS	NOTE (4)
15.203	Antenna Requirements	PASS	NOTE (2)
15.407(c)	Automatically Discontinue Transmission	PASS	NOTE (3)

Note:

- (1) "N/A" denotes test is not applicable in this test report.
- (2) The device what use a permanently attached antenna were considered sufficient to comply with the provisions of 15.203.
- (3) During no any information transmission, the EUT can automatically discontinue transmission and become standby mode for power saving. the EUT can detect the controlling signal of ACK message transmitting from remote device and verify whether it shall resend or discontinue transmission.
- (4) For test item: Radiated Emissions above 1GHz, Bandwidth and Power Spectral Density, Please refer to original report(BTL-FCCP-4-2104C150A)
- (5) For UNII-1 this device was functioned as a
 - Outdoor access point device
 - Indoor access point device
 - Fixed point-to-point access points device
 - Client device

1.1 TEST LOCATION

Company:	Beijing TIRT Technology Service Co.,Ltd Shenzhen
Address:	101,3 # Factory Building, Gongjin Electronics Shatin Community, Kengzi Street, Pingshan District, Shenzhen, China
CNAS Registration Number:	CNAS L14158
A2LA Registration Number	6049.01
Telephone:	+86-0755-27087573

1.2 MEASUREMENT UNCERTAINTY

ISO/IEC 17025 requires that an estimate of the measurement uncertainties associated with the emissions test results be included in the report. The measurement uncertainties given below are based on a 95% confidence level (based on a coverage factor (k=2))

The TIRT measurement uncertainty as below table:

Parameter	Uncertainty
Occupied Channel Bandwidth	±142.12 KHz
RF power conducted	±0.74 dB
RF power radiated	±3.25dB
Spurious emissions, conducted	±1.78dB
Spurious emissions, radiated (30MHz~1GHz)	±4.6dB
Spurious emissions, radiated (1GHz ~ 18GHz)	±4.9dB
Conduction Emissions(150kHz~30MHz)	±3.1 dB
Humidity	±4.6%
Temperature	±0.7°C
Time	±1.25%

Note: Unless specifically mentioned, the uncertainty of measurement has not been taken into account to declare the compliance or non-compliance to the specification.

1.3 TEST ENVIRONMENT CONDITIONS

Test Item	Temperature	Humidity	Test Voltage	Tested By
AC Power Line Conducted Emissions	24.3°C	52%	AC 120V/60Hz	Stone Tang
Radiated Emissions-9kHz to 30MHz	24.6°C	55%	AC 120V/60Hz	Stone Tang
Radiated Emissions-30MHz to 1000MHz	24.6°C	55%	AC 120V/60Hz	Stone Tang
Maximum Output Power	24.2°C	55%	DC 12V	Stone Tang

2. GENERAL INFORMATION

2.1 GENERAL DESCRIPTION OF EUT

Equipment	Set Top Box
Brand Name	Technicolor
Test Model	UIW4054MIL
Series Model	N/A
Model Difference(s)	N/A
Software Version	UIW4060TVO HC 1.0
Hardware Version	LAB3E
Power Source	DC voltage supplied from AC adapter. 1#Brand / Model: MASS POWER / E012-1O120100VU 2#Brand / Model: HONOTO / ADS-12HG-12 12012EPCU
Power Rating	1# I/P: 100-240V~ 50/60Hz 0.4A O/P: 12.0V $\overline{=}$ 1.0A 2# I/P: 100-240V~ 50/60Hz Max. 0.4A O/P: 12V $\overline{=}$ 1.0A
Operation Frequency Band(s)	UNII-1: 5150 MHz ~ 5250 MHz UNII-2A: 5250 MHz ~ 5350 MHz UNII-2C: 5470 MHz ~ 5725 MHz UNII-3: 5725 MHz ~ 5850 MHz
Modulation Type	IEEE 802.11a/n/ac: OFDM IEEE 802.11ax: OFDMA
Bit Rate of Transmitter	IEEE 802.11a: 54/48/36/24/18/12/9/6 Mbps IEEE 802.11n: up to 300 Mbps IEEE 802.11ac: up to 866.7 Mbps IEEE 802.11ax: up to 1201 Mbps
Maximum Output Power _UNII-1 Non Beamforming	IEEE 802.11ax(HE40): 23.34 dBm (0.2158 W)
Maximum Output Power _UNII-2A Non Beamforming	IEEE 802.11ax(HE40): 23.54 dBm (0.2259 W)
Maximum Output Power _UNII-2C Non Beamforming	IEEE 802.11ac(VHT80): 23.92 dBm (0.2466 W)
Maximum Output Power _UNII-3 Non Beamforming	IEEE 802.11ax(HE40): 24.68 dBm (0.2938 W)
Maximum Output Power _UNII-1 Beamforming	IEEE 802.11ax(HE40): 23.06 dBm (0.2023 W)
Maximum Output Power _UNII-2A Beamforming	IEEE 802.11ax(HE40): 23.26 dBm (0.2118 W)
Maximum Output Power _UNII-2C Beamforming	IEEE 802.11ac(VHT80): 23.75 dBm (0.2371 W)
Maximum Output Power _UNII-3 Beamforming	IEEE 802.11ax(HE40): 24.38 dBm (0.2742 W)

Note:

1. For a more detailed features description, please refer to the manufacturer's specifications or the user's manual.

2. Channel List:

IEEE 802.11a IEEE 802.11n(HT20) IEEE 802.11ac(VHT20) IEEE 802.11ax(HE20)		IEEE 802.11n(HT40) IEEE 802.11ac(VHT40) IEEE 802.11ax(HE40)		IEEE 802.11ac(VHT80) IEEE 802.11ax(HE80)	
UNII-1		UNII-1		UNII-1	
Channel	Frequency (MHz)	Channel	Frequency (MHz)	Channel	Frequency (MHz)
36	5180	38	5190	42	5210
40	5200	46	5230		
44	5220				
48	5240				

IEEE 802.11a IEEE 802.11n(HT20) IEEE 802.11ac(VHT20) IEEE 802.11ax(HE20)		IEEE 802.11n(HT40) IEEE 802.11ac(VHT40) IEEE 802.11ax(HE40)		IEEE 802.11ac(VHT80) IEEE 802.11ax(HE80)	
UNII-2A		UNII-2A		UNII-2A	
Channel	Frequency (MHz)	Channel	Frequency (MHz)	Channel	Frequency (MHz)
52	5260	54	5270	58	5290
56	5280	62	5310		
60	5300				
64	5320				

IEEE 802.11a IEEE 802.11n(HT20) IEEE 802.11ac(VHT20) IEEE 802.11ax(HE20)		IEEE 802.11n(HT40) IEEE 802.11ac(VHT40) IEEE 802.11ax(HE40)		IEEE 802.11ac(VHT80) IEEE 802.11ax(HE80)	
UNII-2C		UNII-2C		UNII-2C	
Channel	Frequency (MHz)	Channel	Frequency (MHz)	Channel	Frequency (MHz)
100	5500	102	5510	106	5530
104	5520	110	5550	122	5610
108	5540	118	5590		
112	5560	126	5630		
116	5580	134	5670		
120	5600				
124	5620				
128	5640				
132	5660				
136	5680				
140	5700				

IEEE 802.11a IEEE 802.11n(HT20) IEEE 802.11ac(VHT20) IEEE 802.11ax(HE20)		IEEE 802.11n(HT40) IEEE 802.11ac(VHT40) IEEE 802.11ax(HE40)		IEEE 802.11ac(VHT80) IEEE 802.11ax(HE80)	
UNII-3		UNII-3		UNII-3	
Channel	Frequency (MHz)	Channel	Frequency (MHz)	Channel	Frequency (MHz)
149	5745	151	5755	155	5775
153	5765	159	5795		
157	5785				
161	5805				
165	5825				

3. Antenna Specification:

Ant.	Brand	Model Name	Antenna Type	Connector	Gain (dBi)	Note
1	N/A	N/A	Internal	N/A	5.83	UNII-1
2	N/A	N/A	Internal	N/A	5.61	
1	N/A	N/A	Internal	N/A	5.83	UNII-2A
2	N/A	N/A	Internal	N/A	5.61	
1	N/A	N/A	Internal	N/A	5.29	UNII-2C
2	N/A	N/A	Internal	N/A	5.26	
1	N/A	N/A	Internal	N/A	5.61	UNII-3
2	N/A	N/A	Internal	N/A	5.67	

Note:

- 1) For CDD: UNII-1 Directional Gain=3.25 dBi, UNII-2A Directional Gain=3.25 dBi
 UNII-2C Directional Gain=2.95 dBi, UNII-3 Directional Gain=2.95 dBi

$$DirectionalGain = 10 \cdot \log \left[\frac{\sum_{j=1}^{N_{SS}} \left\{ \sum_{k=1}^{N_{ANT}} g_{j,k} \right\}^2}{N_{ANT}} \right]$$

where

Each antenna is driven by no more than one spatial stream;

N_{SS} = the number of independent spatial streams of data;

N_{ANT} = the total number of antennas

$g_{j,k} = 10^{G_k/20}$ if the k th antenna is being fed by spatial stream j , or zero if it is not;
 G_k is the gain in dBi of the k th antenna.

- 2) For TXBF: Directional Gain= $10 \log[(10^{G_1/20} + 10^{G_2/20} + \dots + 10^{G_N/20})^2 / N_{ANT}]$ dBi.
 Then, UNII-1 Directional Gain=5.66 dBi, UNII-2A Directional Gain=5.66 dBi
 UNII-2C Directional Gain=5.10 dBi, UNII-3 Directional Gain=5.39 dBi
- 3) The antenna gain is provided by the manufacturer.

4. Table for Antenna Configuration:

For Non Beamforming:

Operating Mode	TX Mode	2TX
IEEE 802.11a		V (Ant. 1 + Ant. 2)
IEEE 802.11n(HT20)		V (Ant. 1 + Ant. 2)
IEEE 802.11n(HT40)		V (Ant. 1 + Ant. 2)
IEEE 802.11ac(VHT20)		V (Ant. 1 + Ant. 2)
IEEE 802.11ac(VHT40)		V (Ant. 1 + Ant. 2)
IEEE 802.11ac(VHT80)		V (Ant. 1 + Ant. 2)
IEEE 802.11ax(HE20)		V (Ant. 1 + Ant. 2)
IEEE 802.11ax(HE40)		V (Ant. 1 + Ant. 2)
IEEE 802.11ax(HE80)		V (Ant. 1 + Ant. 2)

For Beamforming:

Operating Mode	TX Mode	2TX
IEEE 802.11n(HT20)		V (Ant. 1 + Ant. 2)
IEEE 802.11n(HT40)		V (Ant. 1 + Ant. 2)
IEEE 802.11ac(VHT20)		V (Ant. 1 + Ant. 2)
IEEE 802.11ac(VHT40)		V (Ant. 1 + Ant. 2)
IEEE 802.11ac(VHT80)		V (Ant. 1 + Ant. 2)
IEEE 802.11ax(HE20)		V (Ant. 1 + Ant. 2)
IEEE 802.11ax(HE40)		V (Ant. 1 + Ant. 2)
IEEE 802.11ax(HE80)		V (Ant. 1 + Ant. 2)

2.2 TEST MODES

The test system was pre-tested based on the consideration of all possible combinations of EUT operation mode.

Pretest Mode	Description
Mode 1	TX A Mode Channel 36/40/48 (UNII-1)
Mode 2	TX N(HT20) Mode Channel 36/40/48 (UNII-1)
Mode 3	TX N(HT40) Mode Channel 38/46 (UNII-1)
Mode 4	TX AC(VHT20) Mode Channel 36/40/48 (UNII-1)
Mode 5	TX AC(VHT40) Mode Channel 38/46 (UNII-1)
Mode 6	TX AC(VHT80) Mode Channel 42 (UNII-1)
Mode 7	TX AX(HE20) Mode Channel 36/40/48 (UNII-1)
Mode 8	TX AX(HE40) Mode Channel 38/46 (UNII-1)
Mode 9	TX AX(HE80) Mode Channel 42 (UNII-1)
Mode 10	TX A Mode Channel 52/60/64 (UNII-2A)
Mode 11	TX N(HT20) Mode Channel 52/60/64 (UNII-2A)
Mode 12	TX N(HT40) Mode Channel 54/62 (UNII-2A)
Mode 13	TX AC(VHT20) Mode Channel 52/60/64 (UNII-2A)
Mode 14	TX AC(VHT40) Mode Channel 54/62 (UNII-2A)
Mode 15	TX AC(VHT80) Mode Channel 58 (UNII-2A)
Mode 16	TX AX(HE20) Mode Channel 52/60/64 (UNII-2A)
Mode 17	TX AX(HE40) Mode Channel 54/62 (UNII-2A)
Mode 18	TX AX(HE80) Mode Channel 58 (UNII-2A)
Mode 19	TX A Mode Channel 100/116/140 (UNII-2C)
Mode 20	TX N(HT20) Mode Channel 100/116/140 (UNII-2C)
Mode 21	TX N(HT40) Mode Channel 102/110/134 (UNII-2C)
Mode 22	TX AC(VHT20) Mode Channel 100/116/140 (UNII-2C)
Mode 23	TX AC(VHT40) Mode Channel 102/110/134 (UNII-2C)
Mode 24	TX AC(VHT80) Mode Channel 106/122 (UNII-2C)
Mode 25	TX AX(HE20) Mode Channel 100/116/140 (UNII-2C)
Mode 26	TX AX(HE40) Mode Channel 102/110/134 (UNII-2C)
Mode 27	TX AX(HE80) Mode Channel 106/122 (UNII-2C)
Mode 28	TX A Mode Channel 149/157/165 (UNII-3)
Mode 29	TX N(HT20) Mode Channel 149/157/165 (UNII-3)
Mode 30	TX N(HT40) Mode Channel 151/159 (UNII-3)
Mode 31	TX AC(VHT20) Mode Channel 149/157/165 (UNII-3)
Mode 32	TX AC(VHT40) Mode Channel 151/159 (UNII-3)
Mode 33	TX AX(HE 40) Mode Channel 151 (UNII-3)
Mode 34	TX AX(HE20) Mode Channel 149/157/165 (UNII-3)
Mode 35	TX AX(HE40) Mode Channel 151/159 (UNII-3)
Mode 36	TX AX(HE80) Mode Channel 155 (UNII-3)

Following mode(s) was (were) found to be the worst case(s) and selected for the final test.

AC power line conducted emissions test	
Final Test Mode	Description
Mode 33	TX AX(HE 40) Mode Channel 151 (UNII-3)

Radiated Emissions Test - Below 1GHz	
Final Test Mode	Description
Mode 33	TX AX(HE 40) Mode Channel 151 (UNII-3)

Note:

- (1) For AC power line conducted emissions and radiated emission below 1 GHz test, the TX AX(HE 40) Mode Channel 151 (UNII-3) is found to be the worst case and recorded.
- (2) For radiated emission above 1 GHz test, the spurious points of 1GHz~26.5GHz and 26.5GHz~40GHz have been pre-tested and in this report only recorded the worst case. The remaining spurious points are all below the limit value of 20dB.
- (3) All the bit rate of transmitter have been tested and found the lowest rate is found to be the worst case and recorded.
- (4) The measurements for Output Power are tested, the worst case are IEEE 802.11a mode, IEEE 802.11ac(VHT20) mode, IEEE 802.11ac(VHT40) mode, IEEE 802.11ac(VHT80) mode, IEEE 802.11ax(HE20) mode, IEEE 802.11ax(HE40) mode and IEEE 802.11ax(HE80) mode, only the worst cases are documented for other test items.
- (5) The measurements for Output Power are tested, the Non Beamforming and Beamforming are recorded in the report. The worst case is Non Beamforming and only the worst case is documented for other test items.
- (6) For AC power line conducted emissions and radiated emissions below 1 GHz test, all adapters had been pre-tested and in this report only recorded the worst case.
- (7) IEEE 802.11ax mode only supports full RU, so only the full RU is evaluated and measured inside report.
- (8) For AC power line conducted emissions test, the prototype is tested with or without the monitor, and in this report only recorded the worst case(tested with monitor).
- (9) For radiated emission above 1 GHz of Harmonic test: The polarization of Vertical and Horizontal are evaluated, the worst case is Vertical and recorded.

2.3 PARAMETERS OF TEST SOFTWARE

Non Beamforming

UNII-1			
Test Software Version	N/A		
Frequency (MHz)	5180	5200	5240
IEEE 802.11a	75	75	75
IEEE 802.11n(HT20)	76	75	77
IEEE 802.11ac(VHT20)	77	75	75
IEEE 802.11ax(HE20)	75	74	75
Frequency (MHz)	5190	5230	
IEEE 802.11n(HT40)	68	76	
IEEE 802.11ac(VHT40)	68	79	
IEEE 802.11ax(HE40)	66	79	
Frequency (MHz)	5210		
IEEE 802.11ac(VHT80)	64		
IEEE 802.11ax(HE80)	63		

UNII-2A			
Test Software Version	N/A		
Frequency (MHz)	5260	5300	5320
IEEE 802.11a	77	77	77
IEEE 802.11n(HT20)	76	75	76
IEEE 802.11ac(VHT20)	78	78	77
IEEE 802.11ax(HE20)	76	76	74
Frequency (MHz)	5270	5310	
IEEE 802.11n(HT40)	80	66	
IEEE 802.11ac(VHT40)	81	66	
IEEE 802.11ax(HE40)	81	64	
Frequency (MHz)	5290		
IEEE 802.11ac(VHT80)	60		
IEEE 802.11ax(HE80)	58		

UNII-2C			
Test Software Version	N/A		
Frequency (MHz)	5500	5580	5700
IEEE 802.11a	75	77	77
IEEE 802.11n(HT20)	74	77	77
IEEE 802.11ac(VHT20)	75	77	77
IEEE 802.11ax(HE20)	76	76	75
Frequency (MHz)	5510	5550	5670
IEEE 802.11n(HT40)	72	82	82
IEEE 802.11ac(VHT40)	73	82	82
IEEE 802.11ax(HE40)	72	83	81
Frequency (MHz)	5530	5610	
IEEE 802.11ac(VHT80)	69	84	
IEEE 802.11ax(HE80)	67	84	

UNII-3			
Test Software Version	N/A		
Frequency (MHz)	5745	5785	5825
IEEE 802.11a	81	82	80
IEEE 802.11n(HT20)	82	74	73
IEEE 802.11ac(VHT20)	83	75	74
IEEE 802.11ax(HE20)	84	78	85
Frequency (MHz)	5755	5795	
IEEE 802.11n(HT40)	86	86	
IEEE 802.11ac(VHT40)	86	85	
IEEE 802.11ax(HE40)	86	85	
Frequency (MHz)	5775		
IEEE 802.11ac(VHT80)	82		
IEEE 802.11ax(HE80)	80		

Beamforming

UNII-1			
Test Software Version	N/A		
Frequency (MHz)	5180	5200	5240
IEEE 802.11n(HT20)	75	74	76
IEEE 802.11ac(VHT20)	76	74	74
IEEE 802.11ax(HE20)	74	73	74
Frequency (MHz)	5190	5230	
IEEE 802.11n(HT40)	67	75	
IEEE 802.11ac(VHT40)	67	78	
IEEE 802.11ax(HE40)	65	78	
Frequency (MHz)	5210		
IEEE 802.11ac(VHT80)	63		
IEEE 802.11ax(HE80)	62		

UNII-2A			
Test Software Version	N/A		
Frequency (MHz)	5260	5300	5320
IEEE 802.11n(HT20)	75	74	75
IEEE 802.11ac(VHT20)	77	77	76
IEEE 802.11ax(HE20)	75	75	73
Frequency (MHz)	5270	5310	
IEEE 802.11n(HT40)	79	65	
IEEE 802.11ac(VHT40)	80	65	
IEEE 802.11ax(HE40)	80	63	
Frequency (MHz)	5290		
IEEE 802.11ac(VHT80)	59		
IEEE 802.11ax(HE80)	57		

UNII-2C			
Test Software Version	N/A		
Frequency (MHz)	5500	5580	5700
IEEE 802.11n(HT20)	73	76	76
IEEE 802.11ac(VHT20)	74	76	76
IEEE 802.11ax(HE20)	75	75	74
Frequency (MHz)	5510	5550	5670
IEEE 802.11n(HT40)	71	81	81
IEEE 802.11ac(VHT40)	72	81	81
IEEE 802.11ax(HE40)	71	82	80
Frequency (MHz)	5530	5610	
IEEE 802.11ac(VHT80)	68	83	
IEEE 802.11ax(HE80)	66	83	

UNII-3			
Test Software Version	N/A		
Frequency (MHz)	5745	5785	5825
IEEE 802.11n(HT20)	81	73	72
IEEE 802.11ac(VHT20)	82	74	73
IEEE 802.11ax(HE20)	83	77	84
Frequency (MHz)	5755	5795	
IEEE 802.11n(HT40)	85	85	
IEEE 802.11ac(VHT40)	85	84	
IEEE 802.11ax(HE40)	85	84	
Frequency (MHz)	5775		
IEEE 802.11ac(VHT80)	81		
IEEE 802.11ax(HE80)	79		

2.4 SUPPORT UNITS

Support Equipment				
No.	Equipment	Brand Name	Model Name	Remarks
1	Notebook	Lenovo	L450	N/A
2	DC Cable	NO	NO	1.5m
3	RJ45 Cable	NO	NO	10m

3. AC POWER LINE CONDUCTED EMISSIONS

3.1 LIMIT

Frequency (MHz)	Limit (dB μ V)	
	Quasi-peak	Average
0.15 - 0.5	66 to 56*	56 to 46*
0.5 - 5.0	56	46
5.0 - 30.0	60	50

NOTE:

- (1) The tighter limit applies at the band edges.
- (2) The limit of " * " marked band means the limitation decreases linearly with the logarithm of the frequency in the range.

3.2 TEST PROCEDURE

- a. The EUT was placed 0.8 meters from the horizontal ground plane with EUT being connected to the power mains through a line impedance stabilization network (LISN). All other support equipment powered from additional LISN(s). The LISN provide 50 Ohm/ 50uH of coupling impedance for the measuring instrument.
- b. Interconnecting cables that hang closer than 40 cm to the ground plane shall be folded back and forth in the center forming a bundle 30 to 40 cm long.
- c. I/O cables that are not connected to a peripheral shall be bundled in the center. The end of the cable may be terminated, if required, using the correct terminating impedance. The overall length shall not exceed 1 m.
- d. LISN at least 80 cm from nearest part of EUT chassis.
- e. For the actual test configuration, please refer to the related Item -EUT Test Photos.

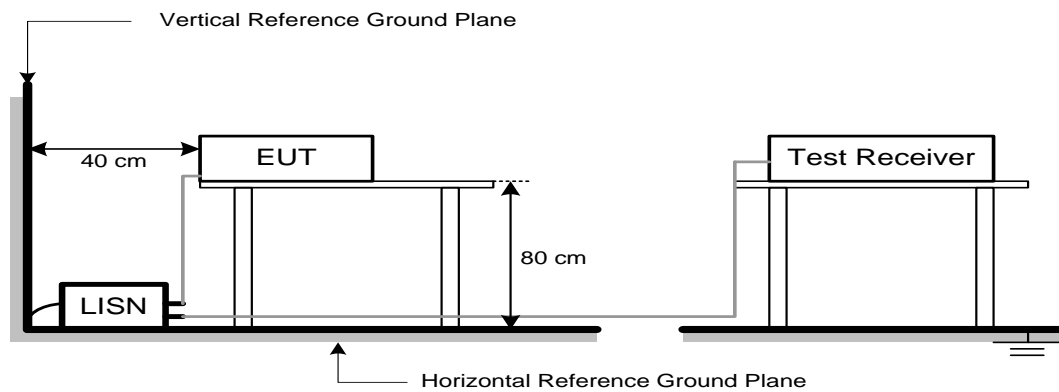
The following table is the setting of the receiver:

Receiver Parameter	Setting
Start Frequency	0.15 MHz
Stop Frequency	30 MHz
IF Bandwidth	9 kHz

3.3 DEVIATION FROM TEST STANDARD

No deviation

3.4 TEST SETUP



3.5 EUT OPERATION CONDITIONS

The EUT was configured for testing in a typical fashion (as a customer would normally use it). The EUT has been programmed to continuously transmit during test. This operating condition was tested and used to collect the included data.

The EUT was programmed to be in continuously transmitting/TX mode.

3.6 TEST RESULTS

Please refer to the APPENDIX A.

4. RADIATED EMISSIONS

4.1 LIMIT

In case the emission fall within the restricted band specified on 15.205(a), then the 15.209(a) limit in the table below has to be followed.

LIMITS OF RADIATED EMISSIONS MEASUREMENT (9 kHz to 1000 MHz)

Frequency (MHz)	Field Strength (microvolts/meter)	Measurement Distance (meters)
0.009-0.490	2400/F(kHz)	300
0.490-1.705	24000/F(kHz)	30
1.705-30.0	30	30
30-88	100	3
88-216	150	3
216-960	200	3
Above 960	500	3

LIMITS OF UNWANTED EMISSION OUT OF THE RESTRICTED BANDS (Above 1000 MHz)

Frequency (MHz)	EIRP Limit (dBm/MHz)	Equivalent Field Strength at 3m (dBμV/m)
5150-5250	-27	68.2
5250-5350	-27	68.2
5470-5725	-27	68.2
5725-5850 NOTE (2)	-27	68.2
	10	105.2
	15.6	110.8
	27	122.2

NOTE:

(1) The following formula is used to convert the equipment isotropic radiated power (eirp) to field strength:

$$E = \frac{1000000\sqrt{30P}}{3} \mu\text{V/m, where P is the eirp (Watts)}$$

(2) According to 15.407(b)(4)(i), all emissions shall be limited to a level of -27 dBm/MHz at 75 MHz or more above or below the band edge increasing linearly to 10 dBm/MHz at 25 MHz above or below the band edge, and from 25 MHz above or below the band edge increasing linearly to a level of 15.6 dBm/MHz at 5 MHz above or below the band edge, and from 5 MHz above or below the band edge increasing linearly to a level of 27 dBm/MHz at the band edge.

4.2 TEST PROCEDURE

- a. The measuring distance of 3 m shall be used for measurements. The EUT was placed on the top of a rotating table 0.8 meter above the ground at a 3 meter semi-anechoic chamber. The table was rotated 360 degrees to determine the position of the highest radiation.(below 1GHz)
- b. The measuring distance of 3 m shall be used for measurements. The EUT was placed on the top of a rotating table 1.5 meter above the ground at a 3 meter semi-anechoic chamber. The table was rotated 360 degrees to determine the position of the highest radiation.(above 1GHz)
- c. The height of the equipment or of the substitution antenna shall be 0.8m or 1.5m; the height of the test antenna shall vary between 1 m to 4 m. Both horizontal and vertical polarizations of the antenna are set to make the measurement.
- d. For each suspected emission, the EUT was arranged to its worst case and then the antenna was tuned to heights find the maximum reading (used Bore sight function).
- e. The receiver system was set to peak and average detect function and specified bandwidth with maximum hold mode when the test frequency is above 1 GHz.
- f. The initial step in collecting radiated emission data is a receiver peak detector mode pre-scanning the measurement frequency range. Significant peaks are then marked and then Quasi Peak detector mode re-measured.
- g. All readings are Peak unless otherwise stated QP in column of Note. Peak denotes that the Peak reading compliance with the QP Limits and then QP Mode measurement didn't perform.
(below 1 GHz)
- h. All readings are Peak Mode value unless otherwise stated AVG in column of Note. If the Peak Mode Measured value compliance with the Peak Limits and lower than AVG Limits, the EUT shall be deemed to meet both Peak & AVG Limits and then only Peak Mode was measured, but AVG Mode didn't perform. (above 1 GHz)
- i. For the actual test configuration, please refer to the related Item –EUT Test Photos.

The following table is the setting of the receiver:

Spectrum Parameters	Setting
Start ~ Stop Frequency	9 kHz~150 kHz for RBW 200 Hz
Start ~ Stop Frequency	0.15 MHz~30 MHz for RBW 9 kHz
Start ~ Stop Frequency	30 MHz~1000 MHz for RBW 100 kHz

Spectrum Parameters	Setting
Start Frequency	1000 MHz
Stop Frequency	10th carrier harmonic or 40 GHz, whichever is lower
RBW / VBW (Emission in restricted band)	1 MHz / 3 MHz for PK value 1 MHz / 1/T Hz for AVG value

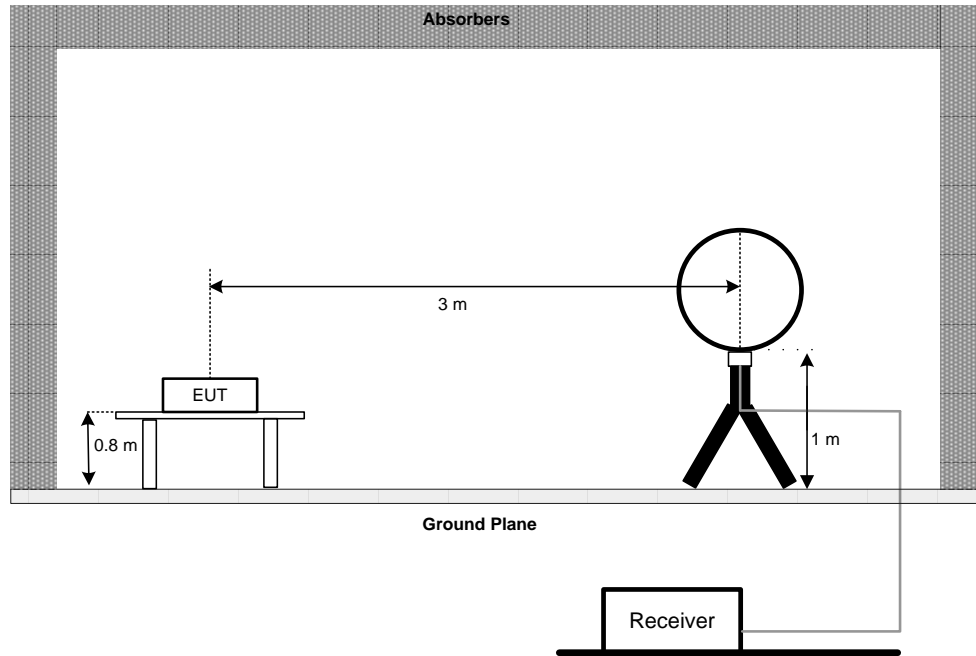
Receiver Parameters	Setting
Start ~ Stop Frequency	9 kHz~90 kHz for PK/AVG detector
Start ~ Stop Frequency	90 kHz~110 kHz for QP detector
Start ~ Stop Frequency	110 kHz~490 kHz for PK/AVG detector
Start ~ Stop Frequency	490 kHz~30 MHz for QP detector
Start ~ Stop Frequency	30 MHz~1000 MHz for QP detector
Start ~ Stop Frequency	1 GHz~40 GHz for PK/AVG detector

4.3 DEVIATION FROM TEST STANDARD

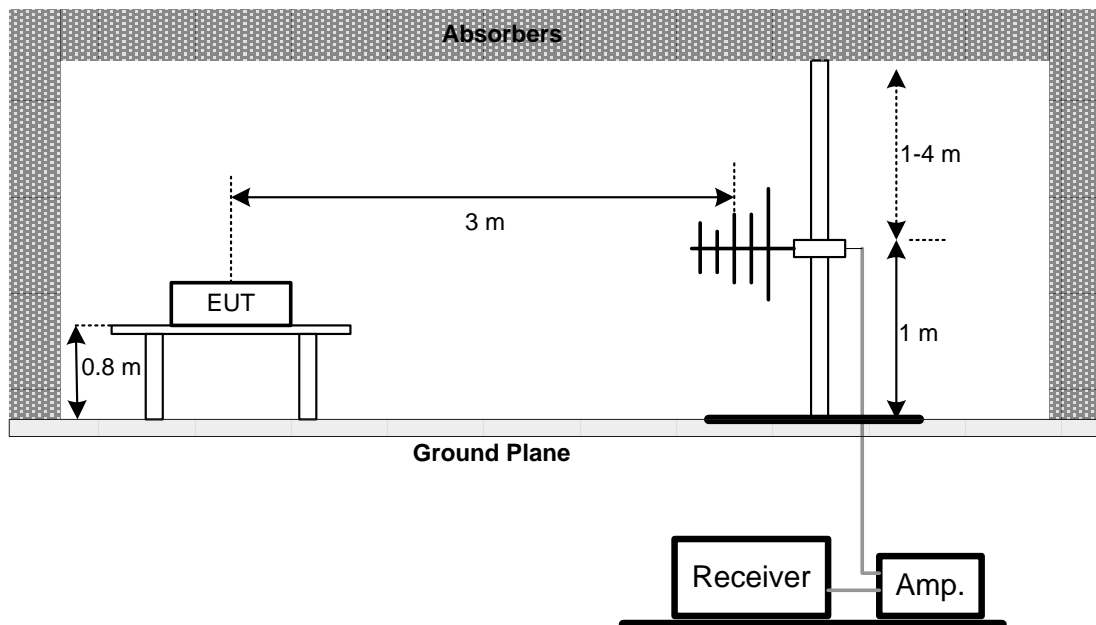
No deviation.

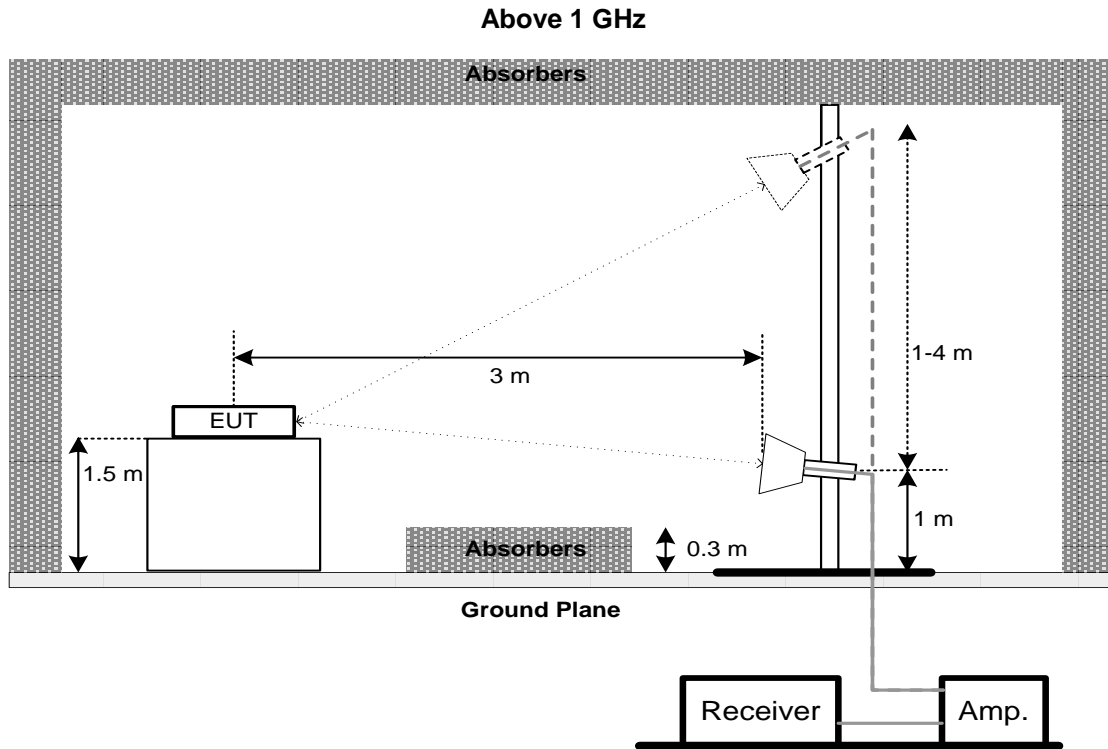
4.4 TEST SETUP

9 kHz to 30 MHz



30 MHz to 1 GHz





4.5 EUT OPERATION CONDITIONS

The EUT tested system was configured as the statements of 3.5 unless otherwise a special operating condition is specified in the follows during the testing.

4.6 TEST RESULTS - 9 KHZ TO 30 MHZ

Please refer to the APPENDIX B.

Remark:

- (1) Distance extrapolation factor = $40 \log (\text{specific distance} / \text{test distance})$ (dB).
- (2) Limit line = specific limits (dBuV) + distance extrapolation factor.

4.7 TEST RESULTS - 30 MHZ TO 1000 MHZ

Please refer to the APPENDIX C.

Remark:

- (1) Worst case for 2# adapter was recored.

5. MAXIMUM OUTPUT POWER

5.1 LIMIT

Section	Test Item	Limit	Frequency Range (MHz)
FCC 15.407(a)	Maximum Output Power	AP device: 1 Watt (30 dBm) Client device: 250 mW (23.98 dBm)	5150-5250
		250 mW (23.98 dBm)	5250-5350
		250 mW (23.98 dBm)	5470-5725
		1 Watt (30dBm)	5725-5850

Note:

- a. For an indoor access point operating in the band 5.15-5.25 GHz, the maximum conducted output power over the frequency band of operation shall not exceed 1 W provided the maximum antenna gain does not exceed 6 dBi. In addition, the maximum power spectral density shall not exceed 17 dBm in any 1 megahertz band. If transmitting antennas of directional gain greater than 6 dBi are used, both the maximum conducted output power and the maximum power spectral density shall be reduced by the amount in dB that the directional gain of the antenna exceeds 6 dBi.
- b. For client devices in the 5.15-5.25 GHz band, the maximum conducted output power over the frequency band of operation shall not exceed 250 mW provided the maximum antenna gain does not exceed 6 dBi. In addition, the maximum power spectral density shall not exceed 11 dBm in any 1 megahertz band. If transmitting antennas of directional gain greater than 6 dBi are used, both the maximum conducted output power and the maximum power spectral density shall be reduced by the amount in dB that the directional gain of the antenna exceeds 6 dBi.
- c. For the 5.25-5.35 GHz and 5.47-5.725 GHz bands, the maximum conducted output power over the frequency bands of operation shall not exceed the lesser of 250 mW or 11 dBm + 10log B, where B is the 26dB Bandwidth in megahertz.

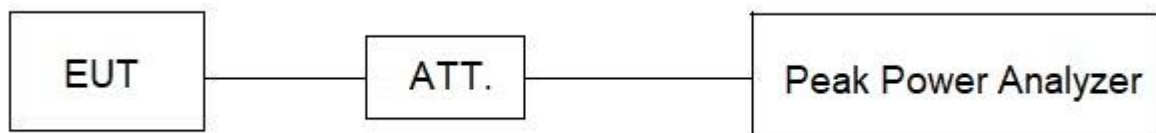
5.2 TEST PROCEDURE

- a. The EUT was directly connected to the power meter and antenna output port as show in the block diagram below.
- b. The test was performed in accordance with method of FCC KDB 789033 D02 General UNII Test Procedures New Rules v02r01.

5.3 DEVIATION FROM STANDARD

No deviation.

5.4 TEST SETUP



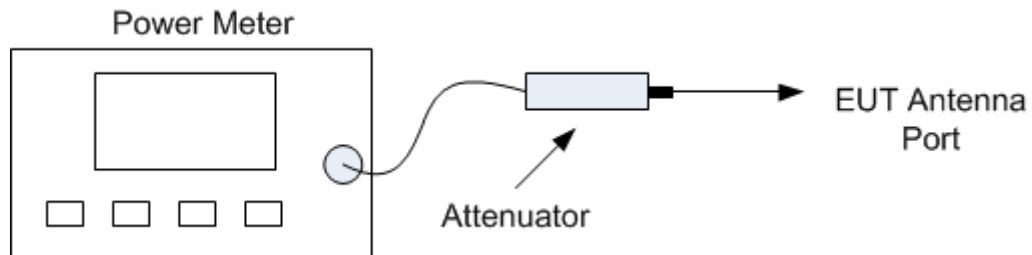
5.5 EUT OPERATION CONDITIONS

The EUT was programmed to be in continuously transmitting mode.

5.6 TEST RESULTS

Please refer to the APPENDIX D.

5.7 TEST SETUP



5.8 EUT OPERATION CONDITIONS

The EUT was programmed to be in continuously transmitting mode.

5.9 TEST RESULTS

Please refer to the APPENDIX D.

6. MEASUREMENT INSTRUMENTS LIST



No.	Equipment	Manufacturer	Type No.	Serial No.	Calibrated until
1	EMI Receiver	Rohde&Schwarz	ESCI	1166.5950.03	2022/11/16
2	AMN	Rohde&Schwarz	ENV216	3560.6550.05	2022/11/09
3	AMN	Schwarzbeck	NSLK8127	#829	2022/11/09
4	ECSI RF IN RF Cable	Rohde&Schwarz	RP-X1	N/A	2022/11/18
5	ECSI RF IN RF Cable	Rohde&Schwarz	Sapre sm	N/A	2022/11/09
6	EMI Receiver	Rohde&Schwarz	ESR7	102013	2022/11/09
7	Spectrum analyzer	Rohde&Schwarz	FSV30	103741	2022/11/09
8	EMI receiver	Rohde&Schwarz	ESU	100184	2023/07/20
9	Spectrum analyzer	KEYSIGHT	N9010A-44	MY51440158	2022/11/09
10	Loop Antenna*	Schwarzbeck	FMZB1519B	00029	2025/07/03
11	Integral Antenna	Schwarzbeck	VULB 9163	VULB 9163-361	2022/11/09
12	Integral Antenna	Schwarzbeck	BBHA 9120D	BBHA 9120D 1201	2022/11/09
13	Integral Antenna	Schwarzbeck	BBHA 9170	9170#685	2022/11/09
14	Preamplifier	CD Systems Inc	PAP-03036-30	85060000	2022/11/09
15	Preamplifier	Schwarzbeck	BBV9721	9721-019	2022/11/09
16	Preamplifier	emci	EMC012645SE	980417	2022/11/09
17	ECSI RF IN RF Cable	Rohde&Schwarz	AP-X1	N/A	2022/11/09
18	Spectrum Analyzer	Agilent	N9010A	MY52221119	2022/11/09
19	Power Collection Unit	Tonscend	JS0806-2	188060134	2022/11/09
20	Tonscend Test System	Tonscend	2.6.77.0518	N/A	N/A
21	10dB Attenuator	Tonscend	10dB	N/A	N/A
22	Temp&Humidity Recorder	Anymetre	JR900	N/A	2022/11/03
23	Temp&Humidity Chamber	ETOMA	NTH1100-30A	16080628	2022/11/03
24	Filter	STI	STI15-9845	N/A	N/A
25	Filter	STI	5.1G	N/A	N/A
26	Filter	STI	STI15-9845	N/A	N/A
27	Testing Software	EZ-EMC	TW-03A2	N/A	N/A

Remark: "N/A" denotes no model name, serial no. or calibration specified.

"**" calibration period of equipment list is three year.

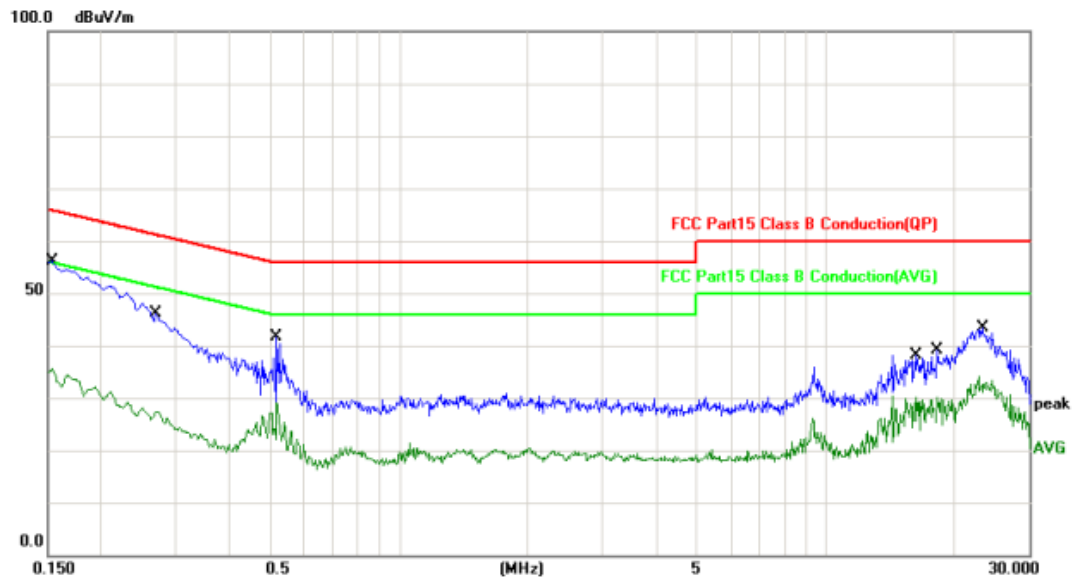
Except * item, all calibration period of equipment list is one year.

7. EUT TEST PHOTOS**AC Power Line Conducted Emissions Test Photos****Conducted Test Photos**

Radiated Emissions Test Photos**9 kHz to 30 MHz****30 MHz to 1000 MHz**

APPENDIX A - AC POWER LINE CONDUCTED EMISSIONS

Test Mode	TX AX(HE 40) Mode Channel 151	Phase	Line
-----------	-------------------------------	-------	------

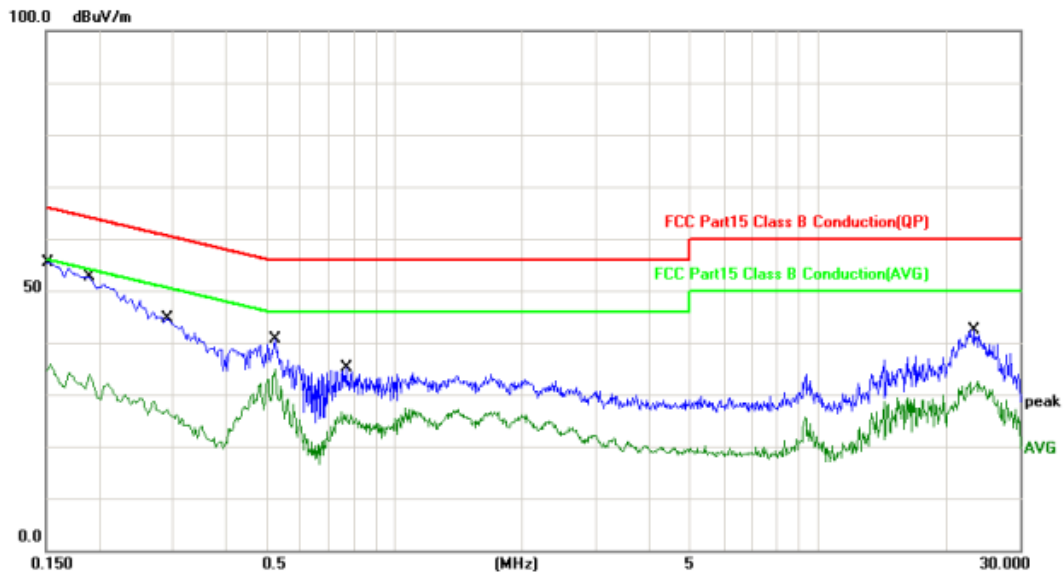


No.	Mk.	Freq.	Reading Level	Correct Factor	Measurement	Limit	Over	Detector	Comment
		MHz	dBuV/m	dB	dBuV/m	dBuV/m	dB		
1	*	0.1540	33.96	19.50	53.46	65.78	-12.32	QP	
2		0.1540	15.55	19.50	35.05	55.78	-20.73	AVG	
3		0.2700	23.76	19.53	43.29	61.12	-17.83	QP	
4		0.2700	6.35	19.53	25.88	51.12	-25.24	AVG	
5		0.5180	18.65	19.53	38.18	56.00	-17.82	QP	
6		0.5180	7.72	19.53	27.25	46.00	-18.75	AVG	
7		16.2260	13.56	20.72	34.28	60.00	-25.72	QP	
8		16.2260	9.01	20.72	29.73	50.00	-20.27	AVG	
9		18.2460	15.15	20.82	35.97	60.00	-24.03	QP	
10		18.2460	9.11	20.82	29.93	50.00	-20.07	AVG	
11		23.3820	17.75	20.86	38.61	60.00	-21.39	QP	
12		23.3820	11.47	20.86	32.33	50.00	-17.67	AVG	

REMARKS:

- (1) Measurement Value = Reading Level + Correct Factor.
- (2) Margin Level = Measurement Value - Limit Value.

Test Mode	TX AX(HE 40) Mode Channel 151	Phase	Neutral
-----------	-------------------------------	-------	---------



No.	Mk.	Freq.	Reading Level	Correct Factor	Measurement	Limit	Over	Detector	Comment
		MHz	dBuV/m	dB	dBuV/m	dBuV/m	dB		
1		0.1500	32.73	19.70	52.43	66.00	-13.57	QP	
2		0.1500	14.66	19.70	34.36	56.00	-21.64	AVG	
3		0.1900	29.88	19.70	49.58	64.04	-14.46	QP	
4		0.1900	12.42	19.70	32.12	54.04	-21.92	AVG	
5		0.2900	21.60	19.70	41.30	60.52	-19.22	QP	
6		0.2900	6.50	19.70	26.20	50.52	-24.32	AVG	
7		0.5220	17.84	19.74	37.58	56.00	-18.42	QP	
8 *		0.5220	14.63	19.74	34.37	46.00	-11.63	AVG	
9		0.7700	10.29	19.80	30.09	56.00	-25.91	QP	
10		0.7700	6.12	19.80	25.92	46.00	-20.08	AVG	
11		23.4740	17.43	20.40	37.83	60.00	-22.17	QP	
12		23.4740	10.74	20.40	31.14	50.00	-18.86	AVG	

REMARKS:

(1) Measurement Value = Reading Level + Correct Factor.

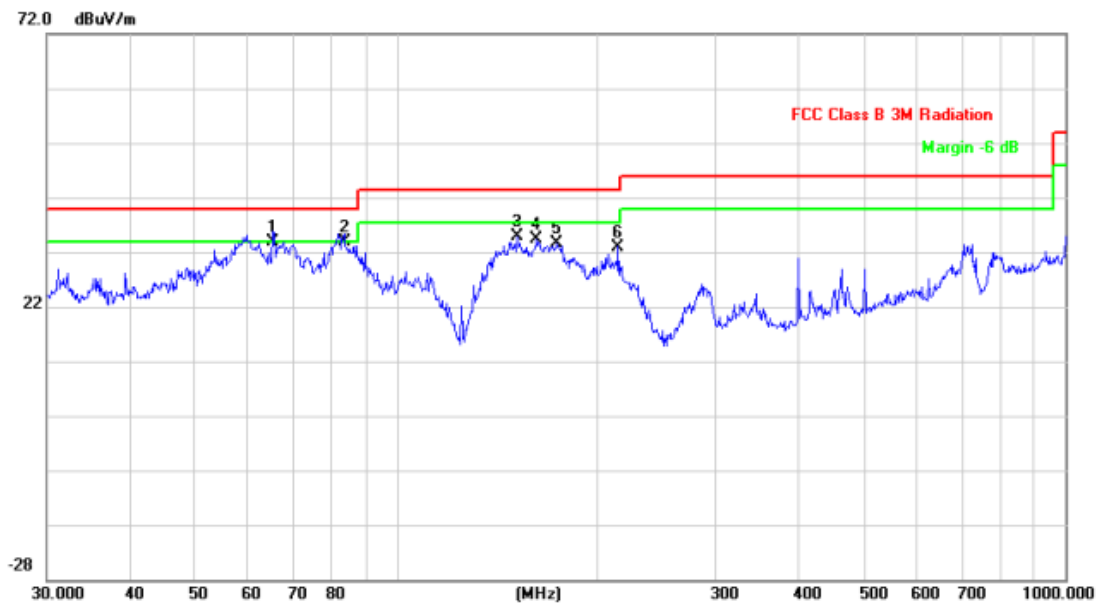
(2) Margin Level = Measurement Value - Limit Value.

APPENDIX B - RADIATED EMISSION - 9 KHZ TO 30 MHZ

The amplitude of spurious emissions attenuated more than 20 dB below the permissible value is not required to be report.

APPENDIX C - RADIATED EMISSION - 30 MHZ TO 1000 MHZ

Test Mode	TX AX(HE 40) Mode Channel 151	Polarization	Vertical
-----------	-------------------------------	--------------	----------



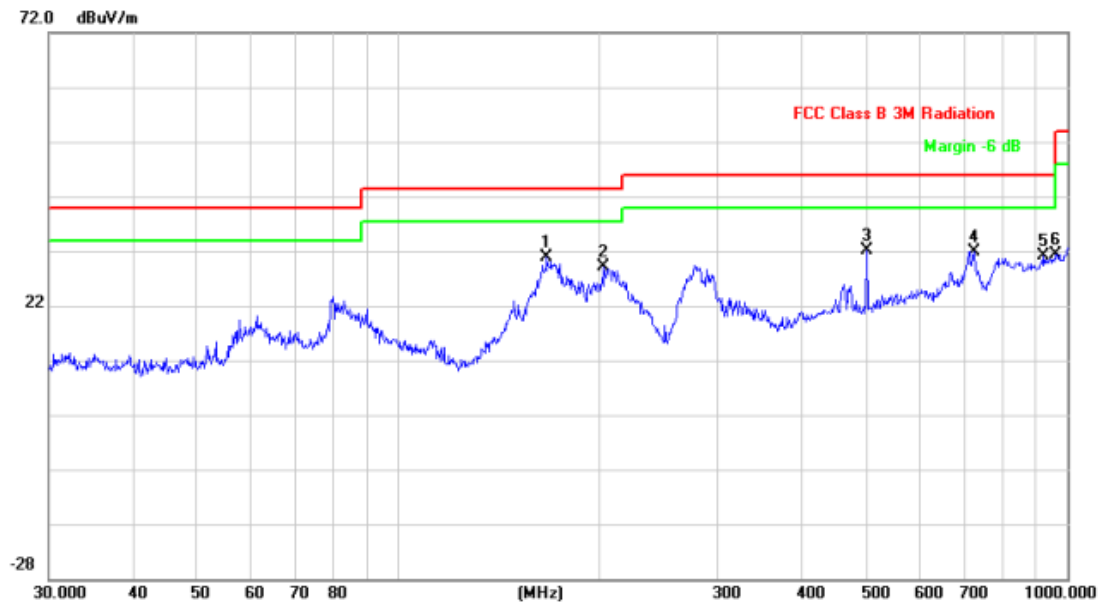
No.	Mk.	Freq.	Reading Level	Correct Factor	Measurement	Limit	Over	Antenna Height	Table Degree	
		MHz	dBuV	dB	dBuV/m	dBuV/m	dB	cm	degree	Comment
1	*	65.3432	19.31	14.67	33.98	40.00	-6.02	peak	100	190
2		83.5222	19.08	14.75	33.83	40.00	-6.17	peak	100	241
3		151.5972	19.82	15.12	34.94	43.50	-8.56	peak	100	100
4		162.0414	19.01	15.25	34.26	43.50	-9.24	peak	100	4
5		173.8135	18.17	15.37	33.54	43.50	-9.96	peak	100	229
6		214.5143	17.18	15.82	33.00	43.50	-10.50	peak	100	148

REMARKS:

(1) Measurement Value = Reading Level + Correct Factor.

(2) Margin Level = Measurement Value - Limit Value.

Test Mode	TX AX(HE 40) Mode Channel 151	Polarization	Horizontal
-----------	-------------------------------	--------------	------------



No.	Mk.	Freq.	Reading Level	Correct Factor	Measurement	Limit	Over	Antenna Height	Table Degree	
		MHz	dBuV	dB	dBuV/m	dBuV/m	dB	cm	degree	Comment
1	*	166.6514	17.15	13.71	30.86	43.50	-12.64	peak	200	238
2		202.8104	13.34	15.69	29.03	43.50	-14.47	peak	200	274
3		501.1790	10.59	21.46	32.05	46.00	-13.95	peak	200	82
4		726.8052	7.27	24.70	31.97	46.00	-14.03	peak	200	139
5		922.5157	1.40	29.71	31.11	46.00	-14.89	peak	200	88
6		958.7943	1.26	30.16	31.42	46.00	-14.58	peak	200	109

REMARKS:

- (1) Measurement Value = Reading Level + Correct Factor.
- (2) Margin Level = Measurement Value - Limit Value.

APPENDIX D - MAXIMUM OUTPUT POWER

Non Beamforming

Test Mode	UNII-1_TX A Mode_Ant. 1
-----------	-------------------------

Channel	Frequency (MHz)	Output Power (dBm)	Duty Factor	Output Power + Duty Factor (dBm)	Max. Limit (dBm)	Max. Limit (W)	Result
36	5180	19.23	0.00	19.23	23.98	0.2500	Complies
40	5200	19.34	0.00	19.34	23.98	0.2500	Complies
48	5240	19.46	0.00	19.46	23.98	0.2500	Complies

Test Mode	UNII-1_TX A Mode_Ant. 2
-----------	-------------------------

Channel	Frequency (MHz)	Output Power (dBm)	Duty Factor	Output Power + Duty Factor (dBm)	Max. Limit (dBm)	Max. Limit (W)	Result
36	5180	18.72	0.00	18.72	23.98	0.2500	Complies
40	5200	18.83	0.00	18.83	23.98	0.2500	Complies
48	5240	19.02	0.00	19.02	23.98	0.2500	Complies

Test Mode	UNII-1_TX A Mode_Total
-----------	------------------------

Channel	Frequency (MHz)	Output Power (dBm)	Max. Limit (dBm)	Max. Limit (W)	Result
36	5180	21.99	23.98	0.2500	Complies
40	5200	22.10	23.98	0.2500	Complies
48	5240	22.26	23.98	0.2500	Complies

Test Mode	UNII-1_TX N(HT20) Mode_Ant. 1
-----------	-------------------------------

Channel	Frequency (MHz)	Output Power (dBm)	Duty Factor	Output Power + Duty Factor (dBm)	Max. Limit (dBm)	Max. Limit (W)	Result
36	5180	19.36	0.00	19.36	23.98	0.2500	Complies
40	5200	19.24	0.00	19.24	23.98	0.2500	Complies
48	5240	19.33	0.00	19.33	23.98	0.2500	Complies

Test Mode	UNII-1_TX N(HT20) Mode_Ant. 2
-----------	-------------------------------

Channel	Frequency (MHz)	Output Power (dBm)	Duty Factor	Output Power + Duty Factor (dBm)	Max. Limit (dBm)	Max. Limit (W)	Result
36	5180	18.82	0.00	18.82	23.98	0.2500	Complies
40	5200	18.76	0.00	18.76	23.98	0.2500	Complies
48	5240	18.86	0.00	18.86	23.98	0.2500	Complies

Test Mode	UNII-1_TX N(HT20) Mode_Total
-----------	------------------------------

Channel	Frequency (MHz)	Output Power (dBm)	Max. Limit (dBm)	Max. Limit (W)	Result
36	5180	22.11	23.98	0.2500	Complies
40	5200	22.02	23.98	0.2500	Complies
48	5240	22.11	23.98	0.2500	Complies

Test Mode	UNII-1_TX N(HT40) Mode_Ant. 1
-----------	-------------------------------

Channel	Frequency (MHz)	Output Power (dBm)	Duty Factor	Output Power + Duty Factor (dBm)	Max. Limit (dBm)	Max. Limit (W)	Result
38	5190	17.08	0.12	17.20	23.98	0.2500	Complies
46	5230	19.21	0.12	19.33	23.98	0.2500	Complies

Test Mode	UNII-1_TX N(HT40) Mode_Ant. 2
-----------	-------------------------------

Channel	Frequency (MHz)	Output Power (dBm)	Duty Factor	Output Power + Duty Factor (dBm)	Max. Limit (dBm)	Max. Limit (W)	Result
38	5190	16.88	0.12	17.00	23.98	0.2500	Complies
46	5230	18.92	0.12	19.04	23.98	0.2500	Complies

Test Mode	UNII-1_TX N(HT40) Mode_Total
-----------	------------------------------

Channel	Frequency (MHz)	Output Power (dBm)	Max. Limit (dBm)	Max. Limit (W)	Result
38	5190	20.11	23.98	0.2500	Complies
46	5230	22.20	23.98	0.2500	Complies

Test Mode	UNII-1_TX AC(VHT20) Mode_Ant. 1
-----------	---------------------------------

Channel	Frequency (MHz)	Output Power (dBm)	Duty Factor	Output Power + Duty Factor (dBm)	Max. Limit (dBm)	Max. Limit (W)	Result
36	5180	19.46	0.00	19.46	23.98	0.2500	Complies
40	5200	19.32	0.00	19.32	23.98	0.2500	Complies
48	5240	19.42	0.00	19.42	23.98	0.2500	Complies

Test Mode	UNII-1_TX AC(VHT20) Mode_Ant. 2
-----------	---------------------------------

Channel	Frequency (MHz)	Output Power (dBm)	Duty Factor	Output Power + Duty Factor (dBm)	Max. Limit (dBm)	Max. Limit (W)	Result
36	5180	19.12	0.00	19.12	23.98	0.2500	Complies
40	5200	18.93	0.00	18.93	23.98	0.2500	Complies
48	5240	18.94	0.00	18.94	23.98	0.2500	Complies

Test Mode	UNII-1_TX AC(VHT20) Mode_Total
-----------	--------------------------------

Channel	Frequency (MHz)	Output Power (dBm)	Max. Limit (dBm)	Max. Limit (W)	Result
36	5180	22.30	23.98	0.2500	Complies
40	5200	22.14	23.98	0.2500	Complies
48	5240	22.20	23.98	0.2500	Complies

Test Mode	UNII-1_TX AC(VHT40) Mode_Ant. 1
-----------	---------------------------------

Channel	Frequency (MHz)	Output Power (dBm)	Duty Factor	Output Power + Duty Factor (dBm)	Max. Limit (dBm)	Max. Limit (W)	Result
38	5190	17.17	0.12	17.29	23.98	0.2500	Complies
46	5230	20.35	0.12	20.47	23.98	0.2500	Complies

Test Mode	UNII-1_TX AC(VHT40) Mode_Ant. 2
-----------	---------------------------------

Channel	Frequency (MHz)	Output Power (dBm)	Duty Factor	Output Power + Duty Factor (dBm)	Max. Limit (dBm)	Max. Limit (W)	Result
38	5190	16.83	0.12	16.95	23.98	0.2500	Complies
46	5230	19.86	0.12	19.98	23.98	0.2500	Complies

Test Mode	UNII-1_TX AC(VHT40) Mode_Total
-----------	--------------------------------

Channel	Frequency (MHz)	Output Power (dBm)	Max. Limit (dBm)	Max. Limit (W)	Result
38	5190	20.13	23.98	0.2500	Complies
46	5230	23.24	23.98	0.2500	Complies

Test Mode	UNII-1_TX AC(VHT80) Mode_Ant. 1
-----------	---------------------------------

Channel	Frequency (MHz)	Output Power (dBm)	Duty Factor	Output Power + Duty Factor (dBm)	Max. Limit (dBm)	Max. Limit (W)	Result
42	5210	15.99	0.24	16.23	23.98	0.2500	Complies

Test Mode	UNII-1_TX AC(VHT80) Mode_Ant. 2
-----------	---------------------------------

Channel	Frequency (MHz)	Output Power (dBm)	Duty Factor	Output Power + Duty Factor (dBm)	Max. Limit (dBm)	Max. Limit (W)	Result
42	5210	15.69	0.24	15.93	23.98	0.2500	Complies

Test Mode	UNII-1_TX AC(VHT80) Mode_Total
-----------	--------------------------------

Channel	Frequency (MHz)	Output Power (dBm)	Max. Limit (dBm)	Max. Limit (W)	Result
42	5210	19.09	23.98	0.2500	Complies

Test Mode	UNII-1_TX AX(HE20) Mode_Ant. 1
-----------	--------------------------------

Channel	Frequency (MHz)	Output Power (dBm)	Duty Factor	Output Power + Duty Factor (dBm)	Max. Limit (dBm)	Max. Limit (W)	Result
36	5180	19.46	0.00	19.46	23.98	0.2500	Complies
40	5200	19.23	0.00	19.23	23.98	0.2500	Complies
48	5240	19.48	0.00	19.48	23.98	0.2500	Complies

Test Mode	UNII-1_TX AX(HE20) Mode_Ant. 2
-----------	--------------------------------

Channel	Frequency (MHz)	Output Power (dBm)	Duty Factor	Output Power + Duty Factor (dBm)	Max. Limit (dBm)	Max. Limit (W)	Result
36	5180	18.93	0.00	18.93	23.98	0.2500	Complies
40	5200	18.85	0.00	18.85	23.98	0.2500	Complies
48	5240	19.15	0.00	19.15	23.98	0.2500	Complies

Test Mode	UNII-1_TX AX(HE20) Mode_Total
-----------	-------------------------------

Channel	Frequency (MHz)	Output Power (dBm)	Max. Limit (dBm)	Max. Limit (W)	Result
36	5180	22.21	23.98	0.2500	Complies
40	5200	22.05	23.98	0.2500	Complies
48	5240	22.33	23.98	0.2500	Complies

Test Mode	UNII-1_TX AX(HE40) Mode_Ant. 1
-----------	--------------------------------

Channel	Frequency (MHz)	Output Power (dBm)	Duty Factor	Output Power + Duty Factor (dBm)	Max. Limit (dBm)	Max. Limit (W)	Result
38	5190	16.64	0.14	16.78	23.98	0.2500	Complies
46	5230	20.34	0.14	20.48	23.98	0.2500	Complies

Test Mode	UNII-1_TX AX(HE40) Mode_Ant. 2
-----------	--------------------------------

Channel	Frequency (MHz)	Output Power (dBm)	Duty Factor	Output Power + Duty Factor (dBm)	Max. Limit (dBm)	Max. Limit (W)	Result
38	5190	16.29	0.14	16.43	23.98	0.2500	Complies
46	5230	20.03	0.14	20.17	23.98	0.2500	Complies

Test Mode	UNII-1_TX AX(HE40) Mode_Total
-----------	-------------------------------

Channel	Frequency (MHz)	Output Power (dBm)	Max. Limit (dBm)	Max. Limit (W)	Result
38	5190	19.62	23.98	0.2500	Complies
46	5230	23.34	23.98	0.2500	Complies

Test Mode	UNII-1_TX AX(HE80) Mode_Ant. 1
-----------	--------------------------------

Channel	Frequency (MHz)	Output Power (dBm)	Duty Factor	Output Power + Duty Factor (dBm)	Max. Limit (dBm)	Max. Limit (W)	Result
42	5210	15.61	0.27	15.88	23.98	0.2500	Complies

Test Mode	UNII-1_TX AX(HE80) Mode_Ant. 2
-----------	--------------------------------

Channel	Frequency (MHz)	Output Power (dBm)	Duty Factor	Output Power + Duty Factor (dBm)	Max. Limit (dBm)	Max. Limit (W)	Result
42	5210	15.37	0.27	15.64	23.98	0.2500	Complies

Test Mode	UNII-1_TX AX(HE80) Mode_Total
-----------	-------------------------------

Channel	Frequency (MHz)	Output Power (dBm)	Max. Limit (dBm)	Max. Limit (W)	Result
42	5210	18.77	23.98	0.2500	Complies

Test Mode	UNII-2A_TX A Mode_Ant. 1
-----------	--------------------------

Channel	Frequency (MHz)	Output Power (dBm)	Duty Factor	Output Power + Duty Factor (dBm)	Max. Limit (dBm)	Max. Limit (W)	Result
52	5260	19.68	0.00	19.68	23.98	0.2500	Complies
60	5300	19.72	0.00	19.72	23.98	0.2500	Complies
64	5320	19.69	0.00	19.69	23.98	0.2500	Complies

Test Mode	UNII-2A_TX A Mode_Ant. 2
-----------	--------------------------

Channel	Frequency (MHz)	Output Power (dBm)	Duty Factor	Output Power + Duty Factor (dBm)	Max. Limit (dBm)	Max. Limit (W)	Result
52	5260	19.23	0.00	19.23	23.98	0.2500	Complies
60	5300	19.21	0.00	19.21	23.98	0.2500	Complies
64	5320	19.28	0.00	19.28	23.98	0.2500	Complies

Test Mode	UNII-2A_TX A Mode_Total
-----------	-------------------------

Channel	Frequency (MHz)	Output Power (dBm)	Max. Limit (dBm)	Max. Limit (W)	Result
52	5260	22.47	23.98	0.2500	Complies
60	5300	22.48	23.98	0.2500	Complies
64	5320	22.50	23.98	0.2500	Complies

Test Mode	UNII-2A_TX N(HT20) Mode_Ant. 1
-----------	--------------------------------

Channel	Frequency (MHz)	Output Power (dBm)	Duty Factor	Output Power + Duty Factor (dBm)	Max. Limit (dBm)	Max. Limit (W)	Result
52	5260	19.25	0.00	19.25	23.98	0.2500	Complies
60	5300	19.14	0.00	19.14	23.98	0.2500	Complies
64	5320	19.41	0.00	19.41	23.98	0.2500	Complies

Test Mode	UNII-2A_TX N(HT20) Mode_Ant. 2
-----------	--------------------------------

Channel	Frequency (MHz)	Output Power (dBm)	Duty Factor	Output Power + Duty Factor (dBm)	Max. Limit (dBm)	Max. Limit (W)	Result
52	5260	18.86	0.00	18.86	23.98	0.2500	Complies
60	5300	18.83	0.00	18.83	23.98	0.2500	Complies
64	5320	18.93	0.00	18.93	23.98	0.2500	Complies

Test Mode	UNII-2A_TX N(HT20) Mode_Total
-----------	-------------------------------

Channel	Frequency (MHz)	Output Power (dBm)	Max. Limit (dBm)	Max. Limit (W)	Result
52	5260	22.07	23.98	0.2500	Complies
60	5300	22.00	23.98	0.2500	Complies
64	5320	22.19	23.98	0.2500	Complies

Test Mode	UNII-2A_TX N(HT40) Mode_Ant. 1
-----------	--------------------------------

Channel	Frequency (MHz)	Output Power (dBm)	Duty Factor	Output Power + Duty Factor (dBm)	Max. Limit (dBm)	Max. Limit (W)	Result
54	5270	20.19	0.12	20.31	23.98	0.2500	Complies
62	5310	16.66	0.12	16.78	23.98	0.2500	Complies

Test Mode	UNII-2A_TX N(HT40) Mode_Ant. 2
-----------	--------------------------------

Channel	Frequency (MHz)	Output Power (dBm)	Duty Factor	Output Power + Duty Factor (dBm)	Max. Limit (dBm)	Max. Limit (W)	Result
54	5270	19.76	0.12	19.88	23.98	0.2500	Complies
62	5310	16.36	0.12	16.48	23.98	0.2500	Complies

Test Mode	UNII-2A_TX N(HT40) Mode_Total
-----------	-------------------------------

Channel	Frequency (MHz)	Output Power (dBm)	Max. Limit (dBm)	Max. Limit (W)	Result
54	5270	23.11	23.98	0.2500	Complies
62	5310	19.64	23.98	0.2500	Complies

Test Mode	UNII-2A_TX AC(VHT20) Mode_Ant. 1
-----------	----------------------------------

Channel	Frequency (MHz)	Output Power (dBm)	Duty Factor	Output Power + Duty Factor (dBm)	Max. Limit (dBm)	Max. Limit (W)	Result
52	5260	19.69	0.00	19.69	23.98	0.2500	Complies
60	5300	19.85	0.00	19.85	23.98	0.2500	Complies
64	5320	19.41	0.00	19.41	23.98	0.2500	Complies

Test Mode	UNII-2A_TX AC(VHT20) Mode_Ant. 2
-----------	----------------------------------

Channel	Frequency (MHz)	Output Power (dBm)	Duty Factor	Output Power + Duty Factor (dBm)	Max. Limit (dBm)	Max. Limit (W)	Result
52	5260	19.32	0.00	19.32	23.98	0.2500	Complies
60	5300	19.43	0.00	19.43	23.98	0.2500	Complies
64	5320	19.21	0.00	19.21	23.98	0.2500	Complies

Test Mode	UNII-2A_TX AC(VHT20) Mode_Total
-----------	---------------------------------

Channel	Frequency (MHz)	Output Power (dBm)	Max. Limit (dBm)	Max. Limit (W)	Result
52	5260	22.52	23.98	0.2500	Complies
60	5300	22.66	23.98	0.2500	Complies
64	5320	22.32	23.98	0.2500	Complies

Test Mode	UNII-2A_TX AC(VHT40) Mode_Ant. 1
-----------	----------------------------------

Channel	Frequency (MHz)	Output Power (dBm)	Duty Factor	Output Power + Duty Factor (dBm)	Max. Limit (dBm)	Max. Limit (W)	Result
54	5270	20.59	0.12	20.71	23.98	0.2500	Complies
62	5310	16.72	0.12	16.84	23.98	0.2500	Complies

Test Mode	UNII-2A_TX AC(VHT40) Mode_Ant. 2
-----------	----------------------------------

Channel	Frequency (MHz)	Output Power (dBm)	Duty Factor	Output Power + Duty Factor (dBm)	Max. Limit (dBm)	Max. Limit (W)	Result
54	5270	20.14	0.12	20.26	23.98	0.2500	Complies
62	5310	16.32	0.12	16.44	23.98	0.2500	Complies

Test Mode	UNII-2A_TX AC(VHT40) Mode_Total
-----------	---------------------------------

Channel	Frequency (MHz)	Output Power (dBm)	Max. Limit (dBm)	Max. Limit (W)	Result
54	5270	23.50	23.98	0.2500	Complies
62	5310	19.66	23.98	0.2500	Complies

Test Mode	UNII-2A_TX AC(VHT80) Mode_Ant. 1
-----------	----------------------------------

Channel	Frequency (MHz)	Output Power (dBm)	Duty Factor	Output Power + Duty Factor (dBm)	Max. Limit (dBm)	Max. Limit (W)	Result
58	5290	15.04	0.24	15.28	23.98	0.2500	Complies

Test Mode	UNII-2A_TX AC(VHT80) Mode_Ant. 2
-----------	----------------------------------

Channel	Frequency (MHz)	Output Power (dBm)	Duty Factor	Output Power + Duty Factor (dBm)	Max. Limit (dBm)	Max. Limit (W)	Result
58	5290	14.77	0.24	15.01	23.98	0.2500	Complies

Test Mode	UNII-2A_TX AC(VHT80) Mode_Total
-----------	---------------------------------

Channel	Frequency (MHz)	Output Power (dBm)	Max. Limit (dBm)	Max. Limit (W)	Result
58	5290	18.16	23.98	0.2500	Complies

Test Mode	UNII-2A_TX AX(HE20) Mode_Ant. 1
-----------	---------------------------------

Channel	Frequency (MHz)	Output Power (dBm)	Duty Factor	Output Power + Duty Factor (dBm)	Max. Limit (dBm)	Max. Limit (W)	Result
52	5260	19.55	0.00	19.55	23.98	0.2500	Complies
60	5300	19.65	0.00	19.65	23.98	0.2500	Complies
64	5320	19.12	0.00	19.12	23.98	0.2500	Complies

Test Mode	UNII-2A_TX AX(HE20) Mode_Ant. 2
-----------	---------------------------------

Channel	Frequency (MHz)	Output Power (dBm)	Duty Factor	Output Power + Duty Factor (dBm)	Max. Limit (dBm)	Max. Limit (W)	Result
52	5260	19.23	0.00	19.23	23.98	0.2500	Complies
60	5300	19.38	0.00	19.38	23.98	0.2500	Complies
64	5320	18.86	0.00	18.86	23.98	0.2500	Complies

Test Mode	UNII-2A_TX AX(HE20) Mode_Total
-----------	--------------------------------

Channel	Frequency (MHz)	Output Power (dBm)	Max. Limit (dBm)	Max. Limit (W)	Result
52	5260	22.40	23.98	0.2500	Complies
60	5300	22.53	23.98	0.2500	Complies
64	5320	22.00	23.98	0.2500	Complies

Test Mode	UNII-2A_TX AX(HE40) Mode_Ant. 1
-----------	---------------------------------

Channel	Frequency (MHz)	Output Power (dBm)	Duty Factor	Output Power + Duty Factor (dBm)	Max. Limit (dBm)	Max. Limit (W)	Result
54	5270	20.59	0.14	20.73	23.98	0.2500	Complies
62	5310	15.91	0.14	16.05	23.98	0.2500	Complies

Test Mode	UNII-2A_TX AX(HE40) Mode_Ant. 2
-----------	---------------------------------

Channel	Frequency (MHz)	Output Power (dBm)	Duty Factor	Output Power + Duty Factor (dBm)	Max. Limit (dBm)	Max. Limit (W)	Result
54	5270	20.18	0.14	20.32	23.98	0.2500	Complies
62	5310	15.58	0.14	15.72	23.98	0.2500	Complies

Test Mode	UNII-2A_TX AX(HE40) Mode_Total
-----------	--------------------------------

Channel	Frequency (MHz)	Output Power (dBm)	Max. Limit (dBm)	Max. Limit (W)	Result
54	5270	23.54	23.98	0.2500	Complies
62	5310	18.90	23.98	0.2500	Complies

Test Mode	UNII-2A_TX AX(HE80) Mode_Ant. 1
-----------	---------------------------------

Channel	Frequency (MHz)	Output Power (dBm)	Duty Factor	Output Power + Duty Factor (dBm)	Max. Limit (dBm)	Max. Limit (W)	Result
58	5290	14.39	0.27	14.66	23.98	0.2500	Complies

Test Mode	UNII-2A_TX AX(HE80) Mode_Ant. 2
-----------	---------------------------------

Channel	Frequency (MHz)	Output Power (dBm)	Duty Factor	Output Power + Duty Factor (dBm)	Max. Limit (dBm)	Max. Limit (W)	Result
58	5290	14.01	0.27	14.28	23.98	0.2500	Complies

Test Mode	UNII-2A_TX AX(HE80) Mode_Total
-----------	--------------------------------

Channel	Frequency (MHz)	Output Power (dBm)	Max. Limit (dBm)	Max. Limit (W)	Result
58	5290	17.48	23.98	0.2500	Complies

Test Mode	UNII-2C_TX A Mode_Ant. 1
-----------	--------------------------

Channel	Frequency (MHz)	Output Power (dBm)	Duty Factor	Output Power + Duty Factor (dBm)	Max. Limit (dBm)	Max. Limit (W)	Result
100	5500	19.52	0.00	19.52	23.98	0.2500	Complies
116	5580	19.96	0.00	19.96	23.98	0.2500	Complies
140	5700	20.01	0.00	20.01	23.98	0.2500	Complies

Test Mode	UNII-2C_TX A Mode_Ant. 2
-----------	--------------------------

Channel	Frequency (MHz)	Output Power (dBm)	Duty Factor	Output Power + Duty Factor (dBm)	Max. Limit (dBm)	Max. Limit (W)	Result
100	5500	19.13	0.00	19.13	23.98	0.2500	Complies
116	5580	19.52	0.00	19.52	23.98	0.2500	Complies
140	5700	19.63	0.00	19.63	23.98	0.2500	Complies

Test Mode	UNII-2C_TX A Mode_Total
-----------	-------------------------

Channel	Frequency (MHz)	Output Power (dBm)	Max. Limit (dBm)	Max. Limit (W)	Result
100	5500	22.34	23.98	0.2500	Complies
116	5580	22.76	23.98	0.2500	Complies
140	5700	22.83	23.98	0.2500	Complies

Test Mode	UNII-2C_TX N(HT20) Mode_Ant. 1
-----------	--------------------------------

Channel	Frequency (MHz)	Output Power (dBm)	Duty Factor	Output Power + Duty Factor (dBm)	Max. Limit (dBm)	Max. Limit (W)	Result
100	5500	19.13	0.00	19.13	23.98	0.2500	Complies
116	5580	19.63	0.00	19.63	23.98	0.2500	Complies
140	5700	19.58	0.00	19.58	23.98	0.2500	Complies

Test Mode	UNII-2C_TX N(HT20) Mode_Ant. 2
-----------	--------------------------------

Channel	Frequency (MHz)	Output Power (dBm)	Duty Factor	Output Power + Duty Factor (dBm)	Max. Limit (dBm)	Max. Limit (W)	Result
100	5500	18.62	0.00	18.62	23.98	0.2500	Complies
116	5580	19.46	0.00	19.46	23.98	0.2500	Complies
140	5700	19.39	0.00	19.39	23.98	0.2500	Complies

Test Mode	UNII-2C_TX N(HT20) Mode_Total
-----------	-------------------------------

Channel	Frequency (MHz)	Output Power (dBm)	Max. Limit (dBm)	Max. Limit (W)	Result
100	5500	21.89	23.98	0.2500	Complies
116	5580	22.56	23.98	0.2500	Complies
140	5700	22.50	23.98	0.2500	Complies

Test Mode	UNII-2C_TX N(HT40) Mode_Ant. 1
-----------	--------------------------------

Channel	Frequency (MHz)	Output Power (dBm)	Duty Factor	Output Power + Duty Factor (dBm)	Max. Limit (dBm)	Max. Limit (W)	Result
102	5510	18.26	0.12	18.38	23.98	0.2500	Complies
110	5550	20.59	0.12	20.71	23.98	0.2500	Complies
134	5670	20.55	0.12	20.67	23.98	0.2500	Complies

Test Mode	UNII-2C_TX N(HT40) Mode_Ant. 2
-----------	--------------------------------

Channel	Frequency (MHz)	Output Power (dBm)	Duty Factor	Output Power + Duty Factor (dBm)	Max. Limit (dBm)	Max. Limit (W)	Result
102	5510	17.81	0.12	17.93	23.98	0.2500	Complies
110	5550	20.22	0.12	20.34	23.98	0.2500	Complies
134	5670	20.22	0.12	20.34	23.98	0.2500	Complies

Test Mode	UNII-2C_TX N(HT40) Mode_Total
-----------	-------------------------------

Channel	Frequency (MHz)	Output Power (dBm)	Max. Limit (dBm)	Max. Limit (W)	Result
102	5510	21.17	23.98	0.2500	Complies
110	5550	23.54	23.98	0.2500	Complies
134	5670	23.52	23.98	0.2500	Complies

Test Mode	UNII-2C_TX AC(VHT20) Mode_Ant. 1
-----------	----------------------------------

Channel	Frequency (MHz)	Output Power (dBm)	Duty Factor	Output Power + Duty Factor (dBm)	Max. Limit (dBm)	Max. Limit (W)	Result
100	5500	19.24	0.00	19.24	23.98	0.2500	Complies
116	5580	19.82	0.00	19.82	23.98	0.2500	Complies
140	5700	19.73	0.00	19.73	23.98	0.2500	Complies

Test Mode	UNII-2C_TX AC(VHT20) Mode_Ant. 2
-----------	----------------------------------

Channel	Frequency (MHz)	Output Power (dBm)	Duty Factor	Output Power + Duty Factor (dBm)	Max. Limit (dBm)	Max. Limit (W)	Result
100	5500	18.95	0.00	18.95	23.98	0.2500	Complies
116	5580	19.53	0.00	19.53	23.98	0.2500	Complies
140	5700	19.47	0.00	19.47	23.98	0.2500	Complies

Test Mode	UNII-2C_TX AC(VHT20) Mode_Total
-----------	---------------------------------

Channel	Frequency (MHz)	Output Power (dBm)	Max. Limit (dBm)	Max. Limit (W)	Result
100	5500	22.11	23.98	0.2500	Complies
116	5580	22.69	23.98	0.2500	Complies
140	5700	22.61	23.98	0.2500	Complies

Test Mode	UNII-2C_TX AC(VHT40) Mode_Ant. 1
-----------	----------------------------------

Channel	Frequency (MHz)	Output Power (dBm)	Duty Factor	Output Power + Duty Factor (dBm)	Max. Limit (dBm)	Max. Limit (W)	Result
102	5510	18.31	0.12	18.43	23.98	0.2500	Complies
110	5550	20.66	0.12	20.78	23.98	0.2500	Complies
134	5670	20.55	0.12	20.67	23.98	0.2500	Complies

Test Mode	UNII-2C_TX AC(VHT40) Mode_Ant. 2
-----------	----------------------------------

Channel	Frequency (MHz)	Output Power (dBm)	Duty Factor	Output Power + Duty Factor (dBm)	Max. Limit (dBm)	Max. Limit (W)	Result
102	5510	17.89	0.12	18.01	23.98	0.2500	Complies
110	5550	20.35	0.12	20.47	23.98	0.2500	Complies
134	5670	20.23	0.12	20.35	23.98	0.2500	Complies

Test Mode	UNII-2C_TX AC(VHT40) Mode_Total
-----------	---------------------------------

Channel	Frequency (MHz)	Output Power (dBm)	Max. Limit (dBm)	Max. Limit (W)	Result
102	5510	21.24	23.98	0.2500	Complies
110	5550	23.64	23.98	0.2500	Complies
134	5670	23.52	23.98	0.2500	Complies

Test Mode	UNII-2C_TX AC(VHT80) Mode_Ant. 1
-----------	----------------------------------

Channel	Frequency (MHz)	Output Power (dBm)	Duty Factor	Output Power + Duty Factor (dBm)	Max. Limit (dBm)	Max. Limit (W)	Result
106	5530	17.03	0.24	17.27	23.98	0.2500	Complies
122	5610	20.79	0.24	21.03	23.98	0.2500	Complies

Test Mode	UNII-2C_TX AC(VHT80) Mode_Ant. 2
-----------	----------------------------------

Channel	Frequency (MHz)	Output Power (dBm)	Duty Factor	Output Power + Duty Factor (dBm)	Max. Limit (dBm)	Max. Limit (W)	Result
106	5530	16.76	0.24	17.00	23.98	0.2500	Complies
122	5610	20.55	0.24	20.79	23.98	0.2500	Complies

Test Mode	UNII-2C_TX AC(VHT80) Mode_Total
-----------	---------------------------------

Channel	Frequency (MHz)	Output Power (dBm)	Max. Limit (dBm)	Max. Limit (W)	Result
106	5530	20.15	23.98	0.2500	Complies
122	5610	23.92	23.98	0.2500	Complies

Test Mode	UNII-2C_TX AX(HE20) Mode_Ant. 1
-----------	---------------------------------

Channel	Frequency (MHz)	Output Power (dBm)	Duty Factor	Output Power + Duty Factor (dBm)	Max. Limit (dBm)	Max. Limit (W)	Result
100	5500	19.97	0.00	19.97	23.98	0.2500	Complies
116	5580	20.09	0.00	20.09	23.98	0.2500	Complies
140	5700	19.73	0.00	19.73	23.98	0.2500	Complies

Test Mode	UNII-2C_TX AX(HE20) Mode_Ant. 2
-----------	---------------------------------

Channel	Frequency (MHz)	Output Power (dBm)	Duty Factor	Output Power + Duty Factor (dBm)	Max. Limit (dBm)	Max. Limit (W)	Result
100	5500	19.65	0.00	19.65	23.98	0.2500	Complies
116	5580	19.73	0.00	19.73	23.98	0.2500	Complies
140	5700	19.35	0.00	19.35	23.98	0.2500	Complies

Test Mode	UNII-2C_TX AX(HE20) Mode_Total
-----------	--------------------------------

Channel	Frequency (MHz)	Output Power (dBm)	Max. Limit (dBm)	Max. Limit (W)	Result
100	5500	22.82	23.98	0.2500	Complies
116	5580	22.92	23.98	0.2500	Complies
140	5700	22.55	23.98	0.2500	Complies

Test Mode	UNII-2C_TX AX(HE40) Mode_Ant. 1
-----------	---------------------------------

Channel	Frequency (MHz)	Output Power (dBm)	Duty Factor	Output Power + Duty Factor (dBm)	Max. Limit (dBm)	Max. Limit (W)	Result
102	5510	18.39	0.14	18.53	23.98	0.2500	Complies
110	5550	20.93	0.14	21.07	23.98	0.2500	Complies
134	5670	20.12	0.14	20.26	23.98	0.2500	Complies

Test Mode	UNII-2C_TX AX(HE40) Mode_Ant. 2
-----------	---------------------------------

Channel	Frequency (MHz)	Output Power (dBm)	Duty Factor	Output Power + Duty Factor (dBm)	Max. Limit (dBm)	Max. Limit (W)	Result
102	5510	18.05	0.14	18.19	23.98	0.2500	Complies
110	5550	20.57	0.14	20.71	23.98	0.2500	Complies
134	5670	19.76	0.14	19.90	23.98	0.2500	Complies

Test Mode	UNII-2C_TX AX(HE40) Mode_Total
-----------	--------------------------------

Channel	Frequency (MHz)	Output Power (dBm)	Max. Limit (dBm)	Max. Limit (W)	Result
102	5510	21.38	23.98	0.2500	Complies
110	5550	23.91	23.98	0.2500	Complies
134	5670	23.10	23.98	0.2500	Complies

Test Mode	UNII-2C_TX AX(HE80) Mode_Ant. 1
-----------	---------------------------------

Channel	Frequency (MHz)	Output Power (dBm)	Duty Factor	Output Power + Duty Factor (dBm)	Max. Limit (dBm)	Max. Limit (W)	Result
106	5530	16.82	0.27	17.09	23.98	0.2500	Complies
122	5610	20.71	0.27	20.98	23.98	0.2500	Complies

Test Mode	UNII-2C_TX AX(HE80) Mode_Ant. 2
-----------	---------------------------------

Channel	Frequency (MHz)	Output Power (dBm)	Duty Factor	Output Power + Duty Factor (dBm)	Max. Limit (dBm)	Max. Limit (W)	Result
106	5530	16.44	0.27	16.71	23.98	0.2500	Complies
122	5610	20.48	0.27	20.75	23.98	0.2500	Complies

Test Mode	UNII-2C_TX AX(HE80) Mode_Total
-----------	--------------------------------

Channel	Frequency (MHz)	Output Power (dBm)	Max. Limit (dBm)	Max. Limit (W)	Result
106	5530	19.91	23.98	0.2500	Complies
122	5610	23.87	23.98	0.2500	Complies

Test Mode	UNII-3_TX A Mode_Ant. 1
-----------	-------------------------

Channel	Frequency (MHz)	Output Power (dBm)	Duty Factor	Output Power + Duty Factor (dBm)	Max. Limit (dBm)	Max. Limit (W)	Result
149	5745	20.81	0.00	20.81	30.00	1.0000	Complies
157	5785	21.12	0.00	21.12	30.00	1.0000	Complies
165	5825	20.53	0.00	20.53	30.00	1.0000	Complies

Test Mode	UNII-3_TX A Mode_Ant. 2
-----------	-------------------------

Channel	Frequency (MHz)	Output Power (dBm)	Duty Factor	Output Power + Duty Factor (dBm)	Max. Limit (dBm)	Max. Limit (W)	Result
149	5745	20.26	0.00	20.26	30.00	1.0000	Complies
157	5785	20.57	0.00	20.57	30.00	1.0000	Complies
165	5825	19.95	0.00	19.95	30.00	1.0000	Complies

Test Mode	UNII-3_TX A Mode_Total
-----------	------------------------

Channel	Frequency (MHz)	Output Power (dBm)	Max. Limit (dBm)	Max. Limit (W)	Result
149	5745	23.55	30.00	1.0000	Complies
157	5785	23.86	30.00	1.0000	Complies
165	5825	23.26	30.00	1.0000	Complies

Test Mode	UNII-3_TX N(HT20) Mode_Ant. 1
-----------	-------------------------------

Channel	Frequency (MHz)	Output Power (dBm)	Duty Factor	Output Power + Duty Factor (dBm)	Max. Limit (dBm)	Max. Limit (W)	Result
149	5745	20.84	0.00	20.84	30.00	1.0000	Complies
157	5785	19.03	0.00	19.03	30.00	1.0000	Complies
165	5825	18.63	0.00	18.63	30.00	1.0000	Complies

Test Mode	UNII-3_TX N(HT20) Mode_Ant. 2
-----------	-------------------------------

Channel	Frequency (MHz)	Output Power (dBm)	Duty Factor	Output Power + Duty Factor (dBm)	Max. Limit (dBm)	Max. Limit (W)	Result
149	5745	20.58	0.00	20.58	30.00	1.0000	Complies
157	5785	18.71	0.00	18.71	30.00	1.0000	Complies
165	5825	18.21	0.00	18.21	30.00	1.0000	Complies

Test Mode	UNII-3_TX N(HT20) Mode_Total
-----------	------------------------------

Channel	Frequency (MHz)	Output Power (dBm)	Max. Limit (dBm)	Max. Limit (W)	Result
149	5745	23.72	30.00	1.0000	Complies
157	5785	21.88	30.00	1.0000	Complies
165	5825	21.44	30.00	1.0000	Complies

Test Mode	UNII-3_TX N(HT40) Mode_Ant. 1
-----------	-------------------------------

Channel	Frequency (MHz)	Output Power (dBm)	Duty Factor	Output Power + Duty Factor (dBm)	Max. Limit (dBm)	Max. Limit (W)	Result
151	5755	21.47	0.12	21.59	30.00	1.0000	Complies
159	5795	21.58	0.12	21.70	30.00	1.0000	Complies

Test Mode	UNII-3_TX N(HT40) Mode_Ant. 2
-----------	-------------------------------

Channel	Frequency (MHz)	Output Power (dBm)	Duty Factor	Output Power + Duty Factor (dBm)	Max. Limit (dBm)	Max. Limit (W)	Result
151	5755	21.16	0.12	21.28	30.00	1.0000	Complies
159	5795	21.19	0.12	21.31	30.00	1.0000	Complies

Test Mode	UNII-3_TX N(HT40) Mode_Total
-----------	------------------------------

Channel	Frequency (MHz)	Output Power (dBm)	Max. Limit (dBm)	Max. Limit (W)	Result
151	5755	24.45	30.00	1.0000	Complies
159	5795	24.52	30.00	1.0000	Complies

Test Mode	UNII-3_TX AC(VHT20) Mode_Ant. 1
-----------	---------------------------------

Channel	Frequency (MHz)	Output Power (dBm)	Duty Factor	Output Power + Duty Factor (dBm)	Max. Limit (dBm)	Max. Limit (W)	Result
149	5745	21.09	0.00	21.09	30.00	1.0000	Complies
157	5785	19.23	0.00	19.23	30.00	1.0000	Complies
165	5825	18.76	0.00	18.76	30.00	1.0000	Complies

Test Mode	UNII-3_TX AC(VHT20) Mode_Ant. 2
-----------	---------------------------------

Channel	Frequency (MHz)	Output Power (dBm)	Duty Factor	Output Power + Duty Factor (dBm)	Max. Limit (dBm)	Max. Limit (W)	Result
149	5745	20.68	0.00	20.68	30.00	1.0000	Complies
157	5785	18.79	0.00	18.79	30.00	1.0000	Complies
165	5825	18.47	0.00	18.47	30.00	1.0000	Complies

Test Mode	UNII-3_TX AC(VHT20) Mode_Total
-----------	--------------------------------

Channel	Frequency (MHz)	Output Power (dBm)	Max. Limit (dBm)	Max. Limit (W)	Result
149	5745	23.90	30.00	1.0000	Complies
157	5785	22.03	30.00	1.0000	Complies
165	5825	21.63	30.00	1.0000	Complies

Test Mode	UNII-3_TX AC(VHT40) Mode_Ant. 1
-----------	---------------------------------

Channel	Frequency (MHz)	Output Power (dBm)	Duty Factor	Output Power + Duty Factor (dBm)	Max. Limit (dBm)	Max. Limit (W)	Result
151	5755	21.56	0.12	21.68	30.00	1.0000	Complies
159	5795	21.62	0.12	21.74	30.00	1.0000	Complies

Test Mode	UNII-3_TX AC(VHT40) Mode_Ant. 2
-----------	---------------------------------

Channel	Frequency (MHz)	Output Power (dBm)	Duty Factor	Output Power + Duty Factor (dBm)	Max. Limit (dBm)	Max. Limit (W)	Result
151	5755	21.23	0.12	21.35	30.00	1.0000	Complies
159	5795	21.25	0.12	21.37	30.00	1.0000	Complies

Test Mode	UNII-3_TX AC(VHT40) Mode_Total
-----------	--------------------------------

Channel	Frequency (MHz)	Output Power (dBm)	Max. Limit (dBm)	Max. Limit (W)	Result
151	5755	24.53	30.00	1.0000	Complies
159	5795	24.57	30.00	1.0000	Complies

Test Mode	UNII-3_TX AC(VHT80) Mode_Ant. 1
-----------	---------------------------------

Channel	Frequency (MHz)	Output Power (dBm)	Duty Factor	Output Power + Duty Factor (dBm)	Max. Limit (dBm)	Max. Limit (W)	Result
155	5775	19.83	0.24	20.07	30.00	1.0000	Complies

Test Mode	UNII-3_TX AC(VHT80) Mode_Ant. 2
-----------	---------------------------------

Channel	Frequency (MHz)	Output Power (dBm)	Duty Factor	Output Power + Duty Factor (dBm)	Max. Limit (dBm)	Max. Limit (W)	Result
155	5775	19.64	0.24	19.88	30.00	1.0000	Complies

Test Mode	UNII-3_TX AC(VHT80) Mode_Total
-----------	--------------------------------

Channel	Frequency (MHz)	Output Power (dBm)	Max. Limit (dBm)	Max. Limit (W)	Result
155	5775	22.98	30.00	1.0000	Complies

Test Mode	UNII-3_TX AX(HE20) Mode_Ant. 1
-----------	--------------------------------

Channel	Frequency (MHz)	Output Power (dBm)	Duty Factor	Output Power + Duty Factor (dBm)	Max. Limit (dBm)	Max. Limit (W)	Result
149	5745	21.72	0.00	21.72	30.00	1.0000	Complies
157	5785	20.12	0.00	20.12	30.00	1.0000	Complies
165	5825	21.77	0.00	21.77	30.00	1.0000	Complies

Test Mode	UNII-3_TX AX(HE20) Mode_Ant. 2
-----------	--------------------------------

Channel	Frequency (MHz)	Output Power (dBm)	Duty Factor	Output Power + Duty Factor (dBm)	Max. Limit (dBm)	Max. Limit (W)	Result
149	5745	21.44	0.00	21.44	30.00	1.0000	Complies
157	5785	19.79	0.00	19.79	30.00	1.0000	Complies
165	5825	21.46	0.00	21.46	30.00	1.0000	Complies

Test Mode	UNII-3_TX AX(HE20) Mode_Total
-----------	-------------------------------

Channel	Frequency (MHz)	Output Power (dBm)	Max. Limit (dBm)	Max. Limit (W)	Result
149	5745	24.59	30.00	1.0000	Complies
157	5785	22.97	30.00	1.0000	Complies
165	5825	24.63	30.00	1.0000	Complies

Test Mode	UNII-3_TX AX(HE40) Mode_Ant. 1
-----------	--------------------------------

Channel	Frequency (MHz)	Output Power (dBm)	Duty Factor	Output Power + Duty Factor (dBm)	Max. Limit (dBm)	Max. Limit (W)	Result
151	5755	21.66	0.14	21.80	30.00	1.0000	Complies
159	5795	21.69	0.14	21.83	30.00	1.0000	Complies

Test Mode	UNII-3_TX AX(HE40) Mode_Ant. 2
-----------	--------------------------------

Channel	Frequency (MHz)	Output Power (dBm)	Duty Factor	Output Power + Duty Factor (dBm)	Max. Limit (dBm)	Max. Limit (W)	Result
151	5755	21.39	0.14	21.53	30.00	1.0000	Complies
159	5795	21.31	0.14	21.45	30.00	1.0000	Complies

Test Mode	UNII-3_TX AX(HE40) Mode_Total
-----------	-------------------------------

Channel	Frequency (MHz)	Output Power (dBm)	Max. Limit (dBm)	Max. Limit (W)	Result
151	5755	24.68	30.00	1.0000	Complies
159	5795	24.66	30.00	1.0000	Complies

Test Mode	UNII-3_TX AX(HE80) Mode_Ant. 1
-----------	--------------------------------

Channel	Frequency (MHz)	Output Power (dBm)	Duty Factor	Output Power + Duty Factor (dBm)	Max. Limit (dBm)	Max. Limit (W)	Result
155	5775	19.15	0.27	19.42	30.00	1.0000	Complies

Test Mode	UNII-3_TX AX(HE80) Mode_Ant. 2
-----------	--------------------------------

Channel	Frequency (MHz)	Output Power (dBm)	Duty Factor	Output Power + Duty Factor (dBm)	Max. Limit (dBm)	Max. Limit (W)	Result
155	5775	18.97	0.27	19.24	30.00	1.0000	Complies

Test Mode	UNII-3_TX AX(HE80) Mode_Total
-----------	-------------------------------

Channel	Frequency (MHz)	Output Power (dBm)	Max. Limit (dBm)	Max. Limit (W)	Result
155	5775	22.34	30.00	1.0000	Complies

Beamforming

Test Mode	UNII-1_TX N(HT20) Mode_Ant. 1
------------------	-------------------------------

Channel	Frequency (MHz)	Output Power (dBm)	Duty Factor	Output Power + Duty Factor (dBm)	Max. Limit (dBm)	Max. Limit (W)	Result
36	5180	19.08	0.00	19.08	23.98	0.2500	Complies
40	5200	18.94	0.00	18.94	23.98	0.2500	Complies
48	5240	19.05	0.00	19.05	23.98	0.2500	Complies

Test Mode	UNII-1_TX N(HT20) Mode_Ant. 2
------------------	-------------------------------

Channel	Frequency (MHz)	Output Power (dBm)	Duty Factor	Output Power + Duty Factor (dBm)	Max. Limit (dBm)	Max. Limit (W)	Result
36	5180	18.52	0.00	18.52	23.98	0.2500	Complies
40	5200	18.45	0.00	18.45	23.98	0.2500	Complies
48	5240	18.58	0.00	18.58	23.98	0.2500	Complies

Test Mode	UNII-1_TX N(HT20) Mode_Total
------------------	------------------------------

Channel	Frequency (MHz)	Output Power (dBm)	Max. Limit (dBm)	Max. Limit (W)	Result
36	5180	21.82	23.98	0.2500	Complies
40	5200	21.71	23.98	0.2500	Complies
48	5240	21.83	23.98	0.2500	Complies

Test Mode	UNII-1_TX N(HT40) Mode_Ant. 1
-----------	-------------------------------

Channel	Frequency (MHz)	Output Power (dBm)	Duty Factor	Output Power + Duty Factor (dBm)	Max. Limit (dBm)	Max. Limit (W)	Result
38	5190	16.87	0.12	16.99	23.98	0.2500	Complies
46	5230	18.88	0.12	19.00	23.98	0.2500	Complies

Test Mode	UNII-1_TX N(HT40) Mode_Ant. 2
-----------	-------------------------------

Channel	Frequency (MHz)	Output Power (dBm)	Duty Factor	Output Power + Duty Factor (dBm)	Max. Limit (dBm)	Max. Limit (W)	Result
38	5190	16.57	0.12	16.69	23.98	0.2500	Complies
46	5230	18.61	0.12	18.73	23.98	0.2500	Complies

Test Mode	UNII-1_TX N(HT40) Mode_Total
-----------	------------------------------

Channel	Frequency (MHz)	Output Power (dBm)	Max. Limit (dBm)	Max. Limit (W)	Result
38	5190	19.85	23.98	0.2500	Complies
46	5230	21.88	23.98	0.2500	Complies

Test Mode	UNII-1_TX AC(VHT20) Mode_Ant. 1
-----------	---------------------------------

Channel	Frequency (MHz)	Output Power (dBm)	Duty Factor	Output Power + Duty Factor (dBm)	Max. Limit (dBm)	Max. Limit (W)	Result
36	5180	19.15	0.00	19.15	23.98	0.2500	Complies
40	5200	19.00	0.00	19.00	23.98	0.2500	Complies
48	5240	19.08	0.00	19.08	23.98	0.2500	Complies

Test Mode	UNII-1_TX AC(VHT20) Mode_Ant. 2
-----------	---------------------------------

Channel	Frequency (MHz)	Output Power (dBm)	Duty Factor	Output Power + Duty Factor (dBm)	Max. Limit (dBm)	Max. Limit (W)	Result
36	5180	18.83	0.00	18.83	23.98	0.2500	Complies
40	5200	18.63	0.00	18.63	23.98	0.2500	Complies
48	5240	18.63	0.00	18.63	23.98	0.2500	Complies

Test Mode	UNII-1_TX AC(VHT20) Mode_Total
-----------	--------------------------------

Channel	Frequency (MHz)	Output Power (dBm)	Max. Limit (dBm)	Max. Limit (W)	Result
36	5180	22.00	23.98	0.2500	Complies
40	5200	21.83	23.98	0.2500	Complies
48	5240	21.87	23.98	0.2500	Complies

Test Mode	UNII-1_TX AC(VHT40) Mode_Ant. 1
-----------	---------------------------------

Channel	Frequency (MHz)	Output Power (dBm)	Duty Factor	Output Power + Duty Factor (dBm)	Max. Limit (dBm)	Max. Limit (W)	Result
38	5190	16.87	0.12	16.99	23.98	0.2500	Complies
46	5230	20.05	0.12	20.17	23.98	0.2500	Complies

Test Mode	UNII-1_TX AC(VHT40) Mode_Ant. 2
-----------	---------------------------------

Channel	Frequency (MHz)	Output Power (dBm)	Duty Factor	Output Power + Duty Factor (dBm)	Max. Limit (dBm)	Max. Limit (W)	Result
38	5190	16.55	0.12	16.67	23.98	0.2500	Complies
46	5230	19.59	0.12	19.71	23.98	0.2500	Complies

Test Mode	UNII-1_TX AC(VHT40) Mode_Total
-----------	--------------------------------

Channel	Frequency (MHz)	Output Power (dBm)	Max. Limit (dBm)	Max. Limit (W)	Result
38	5190	19.84	23.98	0.2500	Complies
46	5230	22.96	23.98	0.2500	Complies

Test Mode	UNII-1_TX AC(VHT80) Mode_Ant. 1
-----------	---------------------------------

Channel	Frequency (MHz)	Output Power (dBm)	Duty Factor	Output Power + Duty Factor (dBm)	Max. Limit (dBm)	Max. Limit (W)	Result
42	5210	15.68	0.24	15.92	23.98	0.2500	Complies

Test Mode	UNII-1_TX AC(VHT80) Mode_Ant. 2
-----------	---------------------------------

Channel	Frequency (MHz)	Output Power (dBm)	Duty Factor	Output Power + Duty Factor (dBm)	Max. Limit (dBm)	Max. Limit (W)	Result
42	5210	15.41	0.24	15.65	23.98	0.2500	Complies

Test Mode	UNII-1_TX AC(VHT80) Mode_Total
-----------	--------------------------------

Channel	Frequency (MHz)	Output Power (dBm)	Max. Limit (dBm)	Max. Limit (W)	Result
42	5210	18.80	23.98	0.2500	Complies

Test Mode	UNII-1_TX AX(HE20) Mode_Ant. 1
-----------	--------------------------------

Channel	Frequency (MHz)	Output Power (dBm)	Duty Factor	Output Power + Duty Factor (dBm)	Max. Limit (dBm)	Max. Limit (W)	Result
36	5180	19.15	0.00	19.15	23.98	0.2500	Complies
40	5200	18.91	0.00	18.91	23.98	0.2500	Complies
48	5240	19.19	0.00	19.19	23.98	0.2500	Complies

Test Mode	UNII-1_TX AX(HE20) Mode_Ant. 2
-----------	--------------------------------

Channel	Frequency (MHz)	Output Power (dBm)	Duty Factor	Output Power + Duty Factor (dBm)	Max. Limit (dBm)	Max. Limit (W)	Result
36	5180	18.64	0.00	18.64	23.98	0.2500	Complies
40	5200	18.55	0.00	18.55	23.98	0.2500	Complies
48	5240	18.85	0.00	18.85	23.98	0.2500	Complies

Test Mode	UNII-1_TX AX(HE20) Mode_Total
-----------	-------------------------------

Channel	Frequency (MHz)	Output Power (dBm)	Max. Limit (dBm)	Max. Limit (W)	Result
36	5180	21.91	23.98	0.2500	Complies
40	5200	21.74	23.98	0.2500	Complies
48	5240	22.03	23.98	0.2500	Complies

Test Mode	UNII-1_TX AX(HE40) Mode_Ant. 1
-----------	--------------------------------

Channel	Frequency (MHz)	Output Power (dBm)	Duty Factor	Output Power + Duty Factor (dBm)	Max. Limit (dBm)	Max. Limit (W)	Result
38	5190	16.32	0.14	16.46	23.98	0.2500	Complies
46	5230	20.05	0.14	20.19	23.98	0.2500	Complies

Test Mode	UNII-1_TX AX(HE40) Mode_Ant. 2
-----------	--------------------------------

Channel	Frequency (MHz)	Output Power (dBm)	Duty Factor	Output Power + Duty Factor (dBm)	Max. Limit (dBm)	Max. Limit (W)	Result
38	5190	16.00	0.14	16.14	23.98	0.2500	Complies
46	5230	19.75	0.14	19.89	23.98	0.2500	Complies

Test Mode	UNII-1_TX AX(HE40) Mode_Total
-----------	-------------------------------

Channel	Frequency (MHz)	Output Power (dBm)	Max. Limit (dBm)	Max. Limit (W)	Result
38	5190	19.32	23.98	0.2500	Complies
46	5230	23.06	23.98	0.2500	Complies

Test Mode	UNII-1_TX AX(HE80) Mode_Ant. 1
-----------	--------------------------------

Channel	Frequency (MHz)	Output Power (dBm)	Duty Factor	Output Power + Duty Factor (dBm)	Max. Limit (dBm)	Max. Limit (W)	Result
42	5210	15.33	0.27	15.60	23.98	0.2500	Complies

Test Mode	UNII-1_TX AX(HE80) Mode_Ant. 2
-----------	--------------------------------

Channel	Frequency (MHz)	Output Power (dBm)	Duty Factor	Output Power + Duty Factor (dBm)	Max. Limit (dBm)	Max. Limit (W)	Result
42	5210	15.06	0.27	15.33	23.98	0.2500	Complies

Test Mode	UNII-1_TX AX(HE80) Mode_Total
-----------	-------------------------------

Channel	Frequency (MHz)	Output Power (dBm)	Max. Limit (dBm)	Max. Limit (W)	Result
42	5210	18.47	23.98	0.2500	Complies

Test Mode	UNII-2A_TX N(HT20) Mode_Ant. 1
-----------	--------------------------------

Channel	Frequency (MHz)	Output Power (dBm)	Duty Factor	Output Power + Duty Factor (dBm)	Max. Limit (dBm)	Max. Limit (W)	Result
52	5260	18.93	0.00	18.93	23.98	0.2500	Complies
60	5300	18.83	0.00	18.83	23.98	0.2500	Complies
64	5320	19.08	0.00	19.08	23.98	0.2500	Complies

Test Mode	UNII-2A_TX N(HT20) Mode_Ant. 2
-----------	--------------------------------

Channel	Frequency (MHz)	Output Power (dBm)	Duty Factor	Output Power + Duty Factor (dBm)	Max. Limit (dBm)	Max. Limit (W)	Result
52	5260	18.57	0.00	18.57	23.98	0.2500	Complies
60	5300	18.52	0.00	18.52	23.98	0.2500	Complies
64	5320	18.61	0.00	18.61	23.98	0.2500	Complies

Test Mode	UNII-2A_TX N(HT20) Mode_Total
-----------	-------------------------------

Channel	Frequency (MHz)	Output Power (dBm)	Max. Limit (dBm)	Max. Limit (W)	Result
52	5260	21.76	23.98	0.2500	Complies
60	5300	21.69	23.98	0.2500	Complies
64	5320	21.86	23.98	0.2500	Complies

Test Mode	UNII-2A_TX N(HT40) Mode_Ant. 1
-----------	--------------------------------

Channel	Frequency (MHz)	Output Power (dBm)	Duty Factor	Output Power + Duty Factor (dBm)	Max. Limit (dBm)	Max. Limit (W)	Result
54	5270	19.88	0.12	20.00	23.98	0.2500	Complies
62	5310	16.49	0.12	16.61	23.98	0.2500	Complies

Test Mode	UNII-2A_TX N(HT40) Mode_Ant. 2
-----------	--------------------------------

Channel	Frequency (MHz)	Output Power (dBm)	Duty Factor	Output Power + Duty Factor (dBm)	Max. Limit (dBm)	Max. Limit (W)	Result
54	5270	19.45	0.12	19.57	23.98	0.2500	Complies
62	5310	16.03	0.12	16.15	23.98	0.2500	Complies

Test Mode	UNII-2A_TX N(HT40) Mode_Total
-----------	-------------------------------

Channel	Frequency (MHz)	Output Power (dBm)	Max. Limit (dBm)	Max. Limit (W)	Result
54	5270	22.80	23.98	0.2500	Complies
62	5310	19.40	23.98	0.2500	Complies

Test Mode	UNII-2A_TX AC(VHT20) Mode_Ant. 1
-----------	----------------------------------

Channel	Frequency (MHz)	Output Power (dBm)	Duty Factor	Output Power + Duty Factor (dBm)	Max. Limit (dBm)	Max. Limit (W)	Result
52	5260	19.37	0.00	19.37	23.98	0.2500	Complies
60	5300	19.53	0.00	19.53	23.98	0.2500	Complies
64	5320	19.09	0.00	19.09	23.98	0.2500	Complies

Test Mode	UNII-2A_TX AC(VHT20) Mode_Ant. 2
-----------	----------------------------------

Channel	Frequency (MHz)	Output Power (dBm)	Duty Factor	Output Power + Duty Factor (dBm)	Max. Limit (dBm)	Max. Limit (W)	Result
52	5260	19.01	0.00	19.01	23.98	0.2500	Complies
60	5300	19.14	0.00	19.14	23.98	0.2500	Complies
64	5320	18.95	0.00	18.95	23.98	0.2500	Complies

Test Mode	UNII-2A_TX AC(VHT20) Mode_Total
-----------	---------------------------------

Channel	Frequency (MHz)	Output Power (dBm)	Max. Limit (dBm)	Max. Limit (W)	Result
52	5260	22.20	23.98	0.2500	Complies
60	5300	22.35	23.98	0.2500	Complies
64	5320	22.03	23.98	0.2500	Complies

Test Mode	UNII-2A_TX AC(VHT40) Mode_Ant. 1
-----------	----------------------------------

Channel	Frequency (MHz)	Output Power (dBm)	Duty Factor	Output Power + Duty Factor (dBm)	Max. Limit (dBm)	Max. Limit (W)	Result
54	5270	20.29	0.12	20.41	23.98	0.2500	Complies
62	5310	16.41	0.12	16.53	23.98	0.2500	Complies

Test Mode	UNII-2A_TX AC(VHT40) Mode_Ant. 2
-----------	----------------------------------

Channel	Frequency (MHz)	Output Power (dBm)	Duty Factor	Output Power + Duty Factor (dBm)	Max. Limit (dBm)	Max. Limit (W)	Result
54	5270	19.80	0.12	19.92	23.98	0.2500	Complies
62	5310	16.01	0.12	16.13	23.98	0.2500	Complies

Test Mode	UNII-2A_TX AC(VHT40) Mode_Total
-----------	---------------------------------

Channel	Frequency (MHz)	Output Power (dBm)	Max. Limit (dBm)	Max. Limit (W)	Result
54	5270	23.18	23.98	0.2500	Complies
62	5310	19.35	23.98	0.2500	Complies

Test Mode	UNII-2A_TX AC(VHT80) Mode_Ant. 1
-----------	----------------------------------

Channel	Frequency (MHz)	Output Power (dBm)	Duty Factor	Output Power + Duty Factor (dBm)	Max. Limit (dBm)	Max. Limit (W)	Result
58	5290	14.72	0.24	14.96	23.98	0.2500	Complies

Test Mode	UNII-2A_TX AC(VHT80) Mode_Ant. 2
-----------	----------------------------------

Channel	Frequency (MHz)	Output Power (dBm)	Duty Factor	Output Power + Duty Factor (dBm)	Max. Limit (dBm)	Max. Limit (W)	Result
58	5290	14.48	0.24	14.72	23.98	0.2500	Complies

Test Mode	UNII-2A_TX AC(VHT80) Mode_Total
-----------	---------------------------------

Channel	Frequency (MHz)	Output Power (dBm)	Max. Limit (dBm)	Max. Limit (W)	Result
58	5290	17.85	23.98	0.2500	Complies

Test Mode	UNII-2A_TX AX(HE20) Mode_Ant. 1
-----------	---------------------------------

Channel	Frequency (MHz)	Output Power (dBm)	Duty Factor	Output Power + Duty Factor (dBm)	Max. Limit (dBm)	Max. Limit (W)	Result
52	5260	19.24	0.00	19.24	23.98	0.2500	Complies
60	5300	19.34	0.00	19.34	23.98	0.2500	Complies
64	5320	18.82	0.00	18.82	23.98	0.2500	Complies

Test Mode	UNII-2A_TX AX(HE20) Mode_Ant. 2
-----------	---------------------------------

Channel	Frequency (MHz)	Output Power (dBm)	Duty Factor	Output Power + Duty Factor (dBm)	Max. Limit (dBm)	Max. Limit (W)	Result
52	5260	18.94	0.00	18.94	23.98	0.2500	Complies
60	5300	19.08	0.00	19.08	23.98	0.2500	Complies
64	5320	18.54	0.00	18.54	23.98	0.2500	Complies

Test Mode	UNII-2A_TX AX(HE20) Mode_Total
-----------	--------------------------------

Channel	Frequency (MHz)	Output Power (dBm)	Max. Limit (dBm)	Max. Limit (W)	Result
52	5260	22.10	23.98	0.2500	Complies
60	5300	22.22	23.98	0.2500	Complies
64	5320	21.69	23.98	0.2500	Complies

Test Mode	UNII-2A_TX AX(HE40) Mode_Ant. 1
-----------	---------------------------------

Channel	Frequency (MHz)	Output Power (dBm)	Duty Factor	Output Power + Duty Factor (dBm)	Max. Limit (dBm)	Max. Limit (W)	Result
54	5270	20.30	0.14	20.44	23.98	0.2500	Complies
62	5310	15.63	0.14	15.77	23.98	0.2500	Complies

Test Mode	UNII-2A_TX AX(HE40) Mode_Ant. 2
-----------	---------------------------------

Channel	Frequency (MHz)	Output Power (dBm)	Duty Factor	Output Power + Duty Factor (dBm)	Max. Limit (dBm)	Max. Limit (W)	Result
54	5270	19.91	0.14	20.05	23.98	0.2500	Complies
62	5310	15.27	0.14	15.41	23.98	0.2500	Complies

Test Mode	UNII-2A_TX AX(HE40) Mode_Total
-----------	--------------------------------

Channel	Frequency (MHz)	Output Power (dBm)	Max. Limit (dBm)	Max. Limit (W)	Result
54	5270	23.26	23.98	0.2500	Complies
62	5310	18.61	23.98	0.2500	Complies

Test Mode	UNII-2A_TX AX(HE80) Mode_Ant. 1
-----------	---------------------------------

Channel	Frequency (MHz)	Output Power (dBm)	Duty Factor	Output Power + Duty Factor (dBm)	Max. Limit (dBm)	Max. Limit (W)	Result
58	5290	14.08	0.27	14.35	23.98	0.2500	Complies

Test Mode	UNII-2A_TX AX(HE80) Mode_Ant. 2
-----------	---------------------------------

Channel	Frequency (MHz)	Output Power (dBm)	Duty Factor	Output Power + Duty Factor (dBm)	Max. Limit (dBm)	Max. Limit (W)	Result
58	5290	13.70	0.27	13.97	23.98	0.2500	Complies

Test Mode	UNII-2A_TX AX(HE80) Mode_Total
-----------	--------------------------------

Channel	Frequency (MHz)	Output Power (dBm)	Max. Limit (dBm)	Max. Limit (W)	Result
58	5290	17.17	23.98	0.2500	Complies

Test Mode	UNII-2C_TX N(HT20) Mode_Ant. 1
-----------	--------------------------------

Channel	Frequency (MHz)	Output Power (dBm)	Duty Factor	Output Power + Duty Factor (dBm)	Max. Limit (dBm)	Max. Limit (W)	Result
100	5500	18.81	0.00	18.81	23.98	0.2500	Complies
116	5580	19.32	0.00	19.32	23.98	0.2500	Complies
140	5700	19.25	0.00	19.25	23.98	0.2500	Complies

Test Mode	UNII-2C_TX N(HT20) Mode_Ant. 2
-----------	--------------------------------

Channel	Frequency (MHz)	Output Power (dBm)	Duty Factor	Output Power + Duty Factor (dBm)	Max. Limit (dBm)	Max. Limit (W)	Result
100	5500	18.33	0.00	18.33	23.98	0.2500	Complies
116	5580	19.18	0.00	19.18	23.98	0.2500	Complies
140	5700	19.10	0.00	19.10	23.98	0.2500	Complies

Test Mode	UNII-2C_TX N(HT20) Mode_Total
-----------	-------------------------------

Channel	Frequency (MHz)	Output Power (dBm)	Max. Limit (dBm)	Max. Limit (W)	Result
100	5500	21.59	23.98	0.2500	Complies
116	5580	22.26	23.98	0.2500	Complies
140	5700	22.19	23.98	0.2500	Complies

Test Mode	UNII-2C_TX N(HT40) Mode_Ant. 1
-----------	--------------------------------

Channel	Frequency (MHz)	Output Power (dBm)	Duty Factor	Output Power + Duty Factor (dBm)	Max. Limit (dBm)	Max. Limit (W)	Result
102	5510	17.94	0.12	18.06	23.98	0.2500	Complies
110	5550	20.29	0.12	20.41	23.98	0.2500	Complies
134	5670	20.35	0.12	20.47	23.98	0.2500	Complies

Test Mode	UNII-2C_TX N(HT40) Mode_Ant. 2
-----------	--------------------------------

Channel	Frequency (MHz)	Output Power (dBm)	Duty Factor	Output Power + Duty Factor (dBm)	Max. Limit (dBm)	Max. Limit (W)	Result
102	5510	17.48	0.12	17.60	23.98	0.2500	Complies
110	5550	19.96	0.12	20.08	23.98	0.2500	Complies
134	5670	20.01	0.12	20.13	23.98	0.2500	Complies

Test Mode	UNII-2C_TX N(HT40) Mode_Total
-----------	-------------------------------

Channel	Frequency (MHz)	Output Power (dBm)	Max. Limit (dBm)	Max. Limit (W)	Result
102	5510	20.85	23.98	0.2500	Complies
110	5550	23.26	23.98	0.2500	Complies
134	5670	23.32	23.98	0.2500	Complies

Test Mode	UNII-2C_TX AC(VHT20) Mode_Ant. 1
-----------	----------------------------------

Channel	Frequency (MHz)	Output Power (dBm)	Duty Factor	Output Power + Duty Factor (dBm)	Max. Limit (dBm)	Max. Limit (W)	Result
100	5500	18.94	0.00	18.94	23.98	0.2500	Complies
116	5580	19.50	0.00	19.50	23.98	0.2500	Complies
140	5700	19.44	0.00	19.44	23.98	0.2500	Complies

Test Mode	UNII-2C_TX AC(VHT20) Mode_Ant. 2
-----------	----------------------------------

Channel	Frequency (MHz)	Output Power (dBm)	Duty Factor	Output Power + Duty Factor (dBm)	Max. Limit (dBm)	Max. Limit (W)	Result
100	5500	18.63	0.00	18.63	23.98	0.2500	Complies
116	5580	19.21	0.00	19.21	23.98	0.2500	Complies
140	5700	19.14	0.00	19.14	23.98	0.2500	Complies

Test Mode	UNII-2C_TX AC(VHT20) Mode_Total
-----------	---------------------------------

Channel	Frequency (MHz)	Output Power (dBm)	Max. Limit (dBm)	Max. Limit (W)	Result
100	5500	21.80	23.98	0.2500	Complies
116	5580	22.37	23.98	0.2500	Complies
140	5700	22.30	23.98	0.2500	Complies

Test Mode	UNII-2C_TX AC(VHT40) Mode_Ant. 1
-----------	----------------------------------

Channel	Frequency (MHz)	Output Power (dBm)	Duty Factor	Output Power + Duty Factor (dBm)	Max. Limit (dBm)	Max. Limit (W)	Result
102	5510	17.99	0.12	18.11	23.98	0.2500	Complies
110	5550	20.35	0.12	20.47	23.98	0.2500	Complies
134	5670	20.38	0.12	20.50	23.98	0.2500	Complies

Test Mode	UNII-2C_TX AC(VHT40) Mode_Ant. 2
-----------	----------------------------------

Channel	Frequency (MHz)	Output Power (dBm)	Duty Factor	Output Power + Duty Factor (dBm)	Max. Limit (dBm)	Max. Limit (W)	Result
102	5510	17.62	0.12	17.74	23.98	0.2500	Complies
110	5550	20.05	0.12	20.17	23.98	0.2500	Complies
134	5670	19.94	0.12	20.06	23.98	0.2500	Complies

Test Mode	UNII-2C_TX AC(VHT40) Mode_Total
-----------	---------------------------------

Channel	Frequency (MHz)	Output Power (dBm)	Max. Limit (dBm)	Max. Limit (W)	Result
102	5510	20.94	23.98	0.2500	Complies
110	5550	23.33	23.98	0.2500	Complies
134	5670	23.22	23.98	0.2500	Complies

Test Mode	UNII-2C_TX AC(VHT80) Mode_Ant. 1
-----------	----------------------------------

Channel	Frequency (MHz)	Output Power (dBm)	Duty Factor	Output Power + Duty Factor (dBm)	Max. Limit (dBm)	Max. Limit (W)	Result
106	5530	16.73	0.24	16.97	23.98	0.2500	Complies
122	5610	20.65	0.24	20.89	23.98	0.2500	Complies

Test Mode	UNII-2C_TX AC(VHT80) Mode_Ant. 2
-----------	----------------------------------

Channel	Frequency (MHz)	Output Power (dBm)	Duty Factor	Output Power + Duty Factor (dBm)	Max. Limit (dBm)	Max. Limit (W)	Result
106	5530	16.44	0.24	16.68	23.98	0.2500	Complies
122	5610	20.35	0.24	20.59	23.98	0.2500	Complies

Test Mode	UNII-2C_TX AC(VHT80) Mode_Total
-----------	---------------------------------

Channel	Frequency (MHz)	Output Power (dBm)	Max. Limit (dBm)	Max. Limit (W)	Result
106	5530	19.84	23.98	0.2500	Complies
122	5610	23.75	23.98	0.2500	Complies

Test Mode	UNII-2C_TX AX(HE20) Mode_Ant. 1
-----------	---------------------------------

Channel	Frequency (MHz)	Output Power (dBm)	Duty Factor	Output Power + Duty Factor (dBm)	Max. Limit (dBm)	Max. Limit (W)	Result
100	5500	19.69	0.00	19.69	23.98	0.2500	Complies
116	5580	19.76	0.00	19.76	23.98	0.2500	Complies
140	5700	19.42	0.00	19.42	23.98	0.2500	Complies

Test Mode	UNII-2C_TX AX(HE20) Mode_Ant. 2
-----------	---------------------------------

Channel	Frequency (MHz)	Output Power (dBm)	Duty Factor	Output Power + Duty Factor (dBm)	Max. Limit (dBm)	Max. Limit (W)	Result
100	5500	19.34	0.00	19.34	23.98	0.2500	Complies
116	5580	19.39	0.00	19.39	23.98	0.2500	Complies
140	5700	19.05	0.00	19.05	23.98	0.2500	Complies

Test Mode	UNII-2C_TX AX(HE20) Mode_Total
-----------	--------------------------------

Channel	Frequency (MHz)	Output Power (dBm)	Max. Limit (dBm)	Max. Limit (W)	Result
100	5500	22.53	23.98	0.2500	Complies
116	5580	22.59	23.98	0.2500	Complies
140	5700	22.25	23.98	0.2500	Complies

Test Mode	UNII-2C_TX AX(HE40) Mode_Ant. 1
-----------	---------------------------------

Channel	Frequency (MHz)	Output Power (dBm)	Duty Factor	Output Power + Duty Factor (dBm)	Max. Limit (dBm)	Max. Limit (W)	Result
102	5510	18.12	0.14	18.26	23.98	0.2500	Complies
110	5550	20.65	0.14	20.79	23.98	0.2500	Complies
134	5670	19.82	0.14	19.96	23.98	0.2500	Complies

Test Mode	UNII-2C_TX AX(HE40) Mode_Ant. 2
-----------	---------------------------------

Channel	Frequency (MHz)	Output Power (dBm)	Duty Factor	Output Power + Duty Factor (dBm)	Max. Limit (dBm)	Max. Limit (W)	Result
102	5510	17.76	0.14	17.90	23.98	0.2500	Complies
110	5550	20.24	0.14	20.38	23.98	0.2500	Complies
134	5670	19.46	0.14	19.60	23.98	0.2500	Complies

Test Mode	UNII-2C_TX AX(HE40) Mode_Total
-----------	--------------------------------

Channel	Frequency (MHz)	Output Power (dBm)	Max. Limit (dBm)	Max. Limit (W)	Result
102	5510	21.10	23.98	0.2500	Complies
110	5550	23.60	23.98	0.2500	Complies
134	5670	22.80	23.98	0.2500	Complies

Test Mode	UNII-2C_TX AX(HE80) Mode_Ant. 1
-----------	---------------------------------

Channel	Frequency (MHz)	Output Power (dBm)	Duty Factor	Output Power + Duty Factor (dBm)	Max. Limit (dBm)	Max. Limit (W)	Result
106	5530	16.53	0.27	16.80	23.98	0.2500	Complies
122	5610	20.58	0.27	20.85	23.98	0.2500	Complies

Test Mode	UNII-2C_TX AX(HE80) Mode_Ant. 2
-----------	---------------------------------

Channel	Frequency (MHz)	Output Power (dBm)	Duty Factor	Output Power + Duty Factor (dBm)	Max. Limit (dBm)	Max. Limit (W)	Result
106	5530	16.13	0.27	16.40	23.98	0.2500	Complies
122	5610	20.26	0.27	20.53	23.98	0.2500	Complies

Test Mode	UNII-2C_TX AX(HE80) Mode_Total
-----------	--------------------------------

Channel	Frequency (MHz)	Output Power (dBm)	Max. Limit (dBm)	Max. Limit (W)	Result
106	5530	19.61	23.98	0.2500	Complies
122	5610	23.70	23.98	0.2500	Complies

Test Mode	UNII-3_TX N(HT20) Mode_Ant. 1
-----------	-------------------------------

Channel	Frequency (MHz)	Output Power (dBm)	Duty Factor	Output Power + Duty Factor (dBm)	Max. Limit (dBm)	Max. Limit (W)	Result
149	5745	20.53	0.00	20.53	30.00	1.0000	Complies
157	5785	18.75	0.00	18.75	30.00	1.0000	Complies
165	5825	18.29	0.00	18.29	30.00	1.0000	Complies

Test Mode	UNII-3_TX N(HT20) Mode_Ant. 2
-----------	-------------------------------

Channel	Frequency (MHz)	Output Power (dBm)	Duty Factor	Output Power + Duty Factor (dBm)	Max. Limit (dBm)	Max. Limit (W)	Result
149	5745	20.28	0.00	20.28	30.00	1.0000	Complies
157	5785	18.43	0.00	18.43	30.00	1.0000	Complies
165	5825	17.91	0.00	17.91	30.00	1.0000	Complies

Test Mode	UNII-3_TX N(HT20) Mode_Total
-----------	------------------------------

Channel	Frequency (MHz)	Output Power (dBm)	Max. Limit (dBm)	Max. Limit (W)	Result
149	5745	23.42	30.00	1.0000	Complies
157	5785	21.60	30.00	1.0000	Complies
165	5825	21.11	30.00	1.0000	Complies

Test Mode	UNII-3_TX N(HT40) Mode_Ant. 1
-----------	-------------------------------

Channel	Frequency (MHz)	Output Power (dBm)	Duty Factor	Output Power + Duty Factor (dBm)	Max. Limit (dBm)	Max. Limit (W)	Result
151	5755	21.13	0.12	21.25	30.00	1.0000	Complies
159	5795	21.28	0.12	21.40	30.00	1.0000	Complies

Test Mode	UNII-3_TX N(HT40) Mode_Ant. 2
-----------	-------------------------------

Channel	Frequency (MHz)	Output Power (dBm)	Duty Factor	Output Power + Duty Factor (dBm)	Max. Limit (dBm)	Max. Limit (W)	Result
151	5755	20.86	0.12	20.98	30.00	1.0000	Complies
159	5795	20.86	0.12	20.98	30.00	1.0000	Complies

Test Mode	UNII-3_TX N(HT40) Mode_Total
-----------	------------------------------

Channel	Frequency (MHz)	Output Power (dBm)	Max. Limit (dBm)	Max. Limit (W)	Result
151	5755	24.13	30.00	1.0000	Complies
159	5795	24.21	30.00	1.0000	Complies

Test Mode	UNII-3_TX AC(VHT20) Mode_Ant. 1
-----------	---------------------------------

Channel	Frequency (MHz)	Output Power (dBm)	Duty Factor	Output Power + Duty Factor (dBm)	Max. Limit (dBm)	Max. Limit (W)	Result
149	5745	20.74	0.00	20.74	30.00	1.0000	Complies
157	5785	18.91	0.00	18.91	30.00	1.0000	Complies
165	5825	18.46	0.00	18.46	30.00	1.0000	Complies

Test Mode	UNII-3_TX AC(VHT20) Mode_Ant. 2
-----------	---------------------------------

Channel	Frequency (MHz)	Output Power (dBm)	Duty Factor	Output Power + Duty Factor (dBm)	Max. Limit (dBm)	Max. Limit (W)	Result
149	5745	20.37	0.00	20.37	30.00	1.0000	Complies
157	5785	18.48	0.00	18.48	30.00	1.0000	Complies
165	5825	18.16	0.00	18.16	30.00	1.0000	Complies

Test Mode	UNII-3_TX AC(VHT20) Mode_Total
-----------	--------------------------------

Channel	Frequency (MHz)	Output Power (dBm)	Max. Limit (dBm)	Max. Limit (W)	Result
149	5745	23.57	30.00	1.0000	Complies
157	5785	21.71	30.00	1.0000	Complies
165	5825	21.32	30.00	1.0000	Complies

Test Mode	UNII-3_TX AC(VHT40) Mode_Ant. 1
-----------	---------------------------------

Channel	Frequency (MHz)	Output Power (dBm)	Duty Factor	Output Power + Duty Factor (dBm)	Max. Limit (dBm)	Max. Limit (W)	Result
151	5755	21.30	0.12	21.42	30.00	1.0000	Complies
159	5795	21.29	0.12	21.41	30.00	1.0000	Complies

Test Mode	UNII-3_TX AC(VHT40) Mode_Ant. 2
-----------	---------------------------------

Channel	Frequency (MHz)	Output Power (dBm)	Duty Factor	Output Power + Duty Factor (dBm)	Max. Limit (dBm)	Max. Limit (W)	Result
151	5755	20.93	0.12	21.05	30.00	1.0000	Complies
159	5795	20.92	0.12	21.04	30.00	1.0000	Complies

Test Mode	UNII-3_TX AC(VHT40) Mode_Total
-----------	--------------------------------

Channel	Frequency (MHz)	Output Power (dBm)	Max. Limit (dBm)	Max. Limit (W)	Result
151	5755	24.25	30.00	1.0000	Complies
159	5795	24.24	30.00	1.0000	Complies

Test Mode	UNII-3_TX AC(VHT80) Mode_Ant. 1
-----------	---------------------------------

Channel	Frequency (MHz)	Output Power (dBm)	Duty Factor	Output Power + Duty Factor (dBm)	Max. Limit (dBm)	Max. Limit (W)	Result
155	5775	19.64	0.24	19.88	30.00	1.0000	Complies

Test Mode	UNII-3_TX AC(VHT80) Mode_Ant. 2
-----------	---------------------------------

Channel	Frequency (MHz)	Output Power (dBm)	Duty Factor	Output Power + Duty Factor (dBm)	Max. Limit (dBm)	Max. Limit (W)	Result
155	5775	19.42	0.24	19.54	30.00	1.0000	Complies

Test Mode	UNII-3_TX AC(VHT80) Mode_Total
-----------	--------------------------------

Channel	Frequency (MHz)	Output Power (dBm)	Max. Limit (dBm)	Max. Limit (W)	Result
155	5775	22.72	30.00	1.0000	Complies

Test Mode	UNII-3_TX AX(HE20) Mode_Ant. 1
-----------	--------------------------------

Channel	Frequency (MHz)	Output Power (dBm)	Duty Factor	Output Power + Duty Factor (dBm)	Max. Limit (dBm)	Max. Limit (W)	Result
149	5745	21.44	0.00	21.44	30.00	1.0000	Complies
157	5785	19.84	0.00	19.84	30.00	1.0000	Complies
165	5825	21.49	0.00	21.49	30.00	1.0000	Complies

Test Mode	UNII-3_TX AX(HE20) Mode_Ant. 2
-----------	--------------------------------

Channel	Frequency (MHz)	Output Power (dBm)	Duty Factor	Output Power + Duty Factor (dBm)	Max. Limit (dBm)	Max. Limit (W)	Result
149	5745	21.15	0.00	21.15	30.00	1.0000	Complies
157	5785	19.48	0.00	19.48	30.00	1.0000	Complies
165	5825	21.15	0.00	21.15	30.00	1.0000	Complies

Test Mode	UNII-3_TX AX(HE20) Mode_Total
-----------	-------------------------------

Channel	Frequency (MHz)	Output Power (dBm)	Max. Limit (dBm)	Max. Limit (W)	Result
149	5745	24.31	30.00	1.0000	Complies
157	5785	22.67	30.00	1.0000	Complies
165	5825	24.33	30.00	1.0000	Complies

Test Mode	UNII-3_TX AX(HE40) Mode_Ant. 1
-----------	--------------------------------

Channel	Frequency (MHz)	Output Power (dBm)	Duty Factor	Output Power + Duty Factor (dBm)	Max. Limit (dBm)	Max. Limit (W)	Result
151	5755	21.38	0.14	21.52	30.00	1.0000	Complies
159	5795	21.40	0.14	21.54	30.00	1.0000	Complies

Test Mode	UNII-3_TX AX(HE40) Mode_Ant. 2
-----------	--------------------------------

Channel	Frequency (MHz)	Output Power (dBm)	Duty Factor	Output Power + Duty Factor (dBm)	Max. Limit (dBm)	Max. Limit (W)	Result
151	5755	21.07	0.14	21.21	30.00	1.0000	Complies
159	5795	21.05	0.14	21.19	30.00	1.0000	Complies

Test Mode	UNII-3_TX AX(HE40) Mode_Total
-----------	-------------------------------

Channel	Frequency (MHz)	Output Power (dBm)	Max. Limit (dBm)	Max. Limit (W)	Result
151	5755	24.38	30.00	1.0000	Complies
159	5795	24.38	30.00	1.0000	Complies

Test Mode	UNII-3_TX AX(HE80) Mode_Ant. 1
-----------	--------------------------------

Channel	Frequency (MHz)	Output Power (dBm)	Duty Factor	Output Power + Duty Factor (dBm)	Max. Limit (dBm)	Max. Limit (W)	Result
155	5775	18.93	0.27	19.20	30.00	1.0000	Complies

Test Mode	UNII-3_TX AX(HE80) Mode_Ant. 2
-----------	--------------------------------

Channel	Frequency (MHz)	Output Power (dBm)	Duty Factor	Output Power + Duty Factor (dBm)	Max. Limit (dBm)	Max. Limit (W)	Result
155	5775	18.69	0.27	18.96	30.00	1.0000	Complies

Test Mode	UNII-3_TX AX(HE80) Mode_Total
-----------	-------------------------------

Channel	Frequency (MHz)	Output Power (dBm)	Max. Limit (dBm)	Max. Limit (W)	Result
155	5775	22.09	30.00	1.0000	Complies

End of Test Report