

FCC Radio Test Report

FCC ID: G95UCW4060MCS

Report No. : BTL-FCCP-4-2306C197
Equipment : Set Top Box
Model Name : UCW4060MCS
Brand Name : Vantiva
Applicant : Vantiva USA LLC
Address : 4855 Peachtree Industrial Blvd, Suite 200, Norcross, GA 30092, USA
Manufacturer : Vantiva USA LLC
Address : 4855 Peachtree Industrial Blvd, Suite 200, Norcross, GA 30092, USA
Factory : PT PEGATRON TECHNOLOGY INDONESIA
Address : Jalan Beringin Lot 2/Lot 5, Kawasan industrial Batamindo, Kel Mukakuning
Kec Sei Beduk, Kota Batam Kepulauan, Batam, 29433, Indonesia

Radio Function : RLAN 5 GHz (U-NII 1, U-NII 2A, U-NII 2C, U-NII 3)

FCC Rule Part(s) : FCC CFR Title 47, Part 15, Subpart E (15.407)
Measurement Procedure(s) : ANSI C63.10-2013

Date of Receipt : 2023/7/4
Date of Test : 2023/7/20 ~ 2023/8/11
Issued Date : 2023/8/15

The above equipment has been tested and found in compliance with the requirement of the above standards by BTL Inc.

Prepared by : 
Eddie Lee, Engineer

Approved by : 
Jerry Chuang, Supervisor

**BTL Inc.**

No.18, Ln. 171, Sec. 2, Jiuzong Rd., Neihu Dist., Taipei City 114, Taiwan

Tel: +886-2-2657-3299 Fax: +886-2-2657-3331 Web: www.newbtl.com Service mail: btl_qa@newbtl.com

Declaration

BTL represents to the client that testing is done in accordance with standard procedures as applicable and that test instruments used has been calibrated with standards traceable to international standard(s) and/or national standard(s).

BTL's reports apply only to the specific samples tested under conditions. It is manufacture's responsibility to ensure that additional production units of this model are manufactured with the identical electrical and mechanical components. **BTL** shall have no liability for any declarations, inferences or generalizations drawn by the client or others from **BTL** issued reports.

This report is the confidential property of the client. As a mutual protection to the clients, the public and ourselves, the test report shall not be reproduced, except in full, without our written approval.

BTL's laboratory quality assurance procedures are in compliance with the **ISO/IEC 17025** requirements, and accredited by the conformity assessment authorities listed in this test report.

BTL is not responsible for the sampling stage, so the results only apply to the sample as received.

The information, data and test plan are provided by manufacturer which may affect the validity of results, so it is manufacturer's responsibility to ensure that the apparatus meets the essential requirements of applied standards and in all the possible configurations as representative of its intended use.

Limitation

For the use of the authority's logo is limited unless the Test Standard(s)/Scope(s)/Item(s) mentioned in this test report is (are) included in the conformity assessment authorities acceptance respective.

Please note that the measurement uncertainty is provided for informational purpose only and are not use in determining the Pass/Fail results.

CONTENTS

| | |
|--|----|
| REVISION HISTORY | 5 |
| 1 SUMMARY OF TEST RESULTS | 6 |
| 1.1 TEST FACILITY | 7 |
| 1.2 MEASUREMENT UNCERTAINTY | 7 |
| 1.3 TEST ENVIRONMENT CONDITIONS | 7 |
| 1.4 DUTY CYCLE | 8 |
| 2 GENERAL INFORMATION | 10 |
| 2.1 DESCRIPTION OF EUT | 10 |
| 2.2 TEST MODES | 14 |
| 2.3 BLOCK DIAGRAM SHOWING THE CONFIGURATION OF SYSTEM TESTED | 16 |
| 2.4 SUPPORT UNITS | 17 |
| 3 AC POWER LINE CONDUCTED EMISSIONS TEST | 18 |
| 3.1 LIMIT | 18 |
| 3.2 TEST PROCEDURE | 18 |
| 3.3 DEVIATION FROM TEST STANDARD | 18 |
| 3.4 TEST SETUP | 19 |
| 3.5 TEST RESULT | 19 |
| 4 RADIATED EMISSIONS TEST | 20 |
| 4.1 LIMIT | 20 |
| 4.2 TEST PROCEDURE | 21 |
| 4.3 DEVIATION FROM TEST STANDARD | 21 |
| 4.4 TEST SETUP | 22 |
| 4.5 EUT OPERATING CONDITIONS | 23 |
| 4.6 TEST RESULT – BELOW 30 MHZ | 23 |
| 4.7 TEST RESULT – 30 MHZ TO 1 GHZ | 23 |
| 4.8 TEST RESULT – ABOVE 1 GHZ | 23 |
| 5 BANDWIDTH TEST | 24 |
| 5.1 LIMIT | 24 |
| 5.2 TEST PROCEDURE | 24 |
| 5.3 DEVIATION FROM TEST STANDARD | 25 |
| 5.4 TEST SETUP | 25 |
| 5.5 EUT OPERATING CONDITIONS | 25 |
| 5.6 TEST RESULT | 25 |
| 6 OUTPUT POWER TEST | 26 |
| 6.1 LIMIT | 26 |
| 6.2 TEST PROCEDURE | 26 |
| 6.3 DEVIATION FROM TEST STANDARD | 27 |
| 6.4 TEST SETUP | 27 |
| 6.5 EUT OPERATING CONDITIONS | 27 |
| 6.6 TEST RESULT | 27 |
| 7 POWER SPECTRAL DENSITY | 28 |
| 7.1 LIMIT | 28 |
| 7.2 TEST PROCEDURE | 28 |
| 7.3 DEVIATION FROM TEST STANDARD | 29 |
| 7.4 TEST SETUP | 29 |
| 7.5 EUT OPERATING CONDITIONS | 29 |
| 7.6 TEST RESULT | 29 |

| | | |
|------------|--------------------------------------|-----|
| 8 | LIST OF MEASURING EQUIPMENTS | 30 |
| 9 | EUT TEST PHOTO | 32 |
| 10 | EUT PHOTOS | 32 |
| APPENDIX A | AC POWER LINE CONDUCTED EMISSIONS | 33 |
| APPENDIX B | RADIATED EMISSIONS - 30 MHZ TO 1 GHZ | 38 |
| APPENDIX C | RADIATED EMISSIONS - ABOVE 1 GHZ | 41 |
| APPENDIX D | BANDWIDTH | 220 |
| APPENDIX E | CONDUCTED OUTPUT POWER | 301 |
| APPENDIX F | POWER SPECTRAL DENSITY | 324 |

REVISION HISTORY

| Report No. | Version | Description | Issued Date | Note |
|---------------------|---------|------------------|-------------|-------|
| BTL-FCCP-4-2306C197 | R00 | Original Report. | 2023/8/15 | Valid |

1 SUMMARY OF TEST RESULTS

Test procedures according to the technical standards.

| Standard(s) Section | Description | Test Result | Judgement | Remark |
|-------------------------------|--|--------------------------|-----------|-----------------|
| 15.207 15.407(b) | AC Power Line Conducted Emissions | APPENDIX A | Pass | ----- |
| 15.205 15.209 15.407(b) | Radiated Emissions | APPENDIX B APPENDIX C | Pass | ----- |
| 15.407(a) 15.407(e) | Bandwidth | APPENDIX D | Pass | ----- |
| 15.407(a) | Output Power | APPENDIX E | Pass | ----- |
| 15.407(a) | Power Spectral Density | APPENDIX F | Pass | ----- |
| 15.203 | Antenna Requirement | ----- | Pass | ----- |
| 15.407(c) | Automatically Discontinue Transmission | ----- | Pass | NOTE (3) |

NOTE:

- (1) "N/A" denotes test is not applicable in this Test Report.
- (2) The report format version is TP.1.1.1.
- (3) The EUT can detect the controlling signal of ACK message transmitting from remote device and verify whether it shall resend or discontinue transmission.

1.1 TEST FACILITY

The test locations stated below are under the TAF Accreditation Number 0659.

The test location(s) used to collect the test data in this report are:

No. 68-1, Ln. 169, Sec. 2, Datong Rd., Xizhi Dist., New Taipei City 221, Taiwan
(FCC DN: TW0659)

C05 CB08 CB11 SR10 SR11

No. 72, Ln. 169, Sec. 2, Datong Rd., Xizhi Dist., New Taipei City 221, Taiwan
(FCC DN: TW0659)

C06 CB21 CB22

1.2 MEASUREMENT UNCERTAINTY

The reported uncertainty of measurement $y \pm U$, where expanded uncertainty U is based on a standard uncertainty multiplied by a coverage factor of $k = 2$, providing a level of confidence of approximately **95 %**. The measurement instrumentation uncertainty considerations contained in CISPR 16-4-2. The BTL measurement uncertainty is less than the CISPR 16-4-2 U_{cispr} requirement.

A. AC power line conducted emissions test:

| Test Site | Method | Measurement Frequency Range | U (dB) |
|-----------|--------|-----------------------------|--------|
| C06 | CISPR | 150 kHz ~ 30MHz | 3.44 |

B. Radiated emissions test :

| Test Site | Measurement Frequency Range | U,(dB) |
|-----------|-----------------------------|--------|
| CB21 | 0.03 GHz ~ 0.2 GHz | 4.17 |
| | 0.2 GHz ~ 1 GHz | 4.72 |
| | 1 GHz ~ 6 GHz | 5.21 |
| | 6 GHz ~ 18 GHz | 5.51 |
| | 18 GHz ~ 26 GHz | 3.69 |
| | 26 GHz ~ 40 GHz | 4.23 |

C. Conducted test :

| Test Item | U,(dB) |
|------------------------------|--------|
| Occupied Bandwidth | 0.5332 |
| Output power | 0.3669 |
| Power Spectral Density | 0.6590 |
| Conducted Spurious emissions | 0.5416 |
| Conducted Band edges | 0.5335 |
| Frequency Stability | 0.5333 |

NOTE:

Unless specifically mentioned, the uncertainty of measurement has not been taken into account to declare the compliance or non-compliance to the specification.

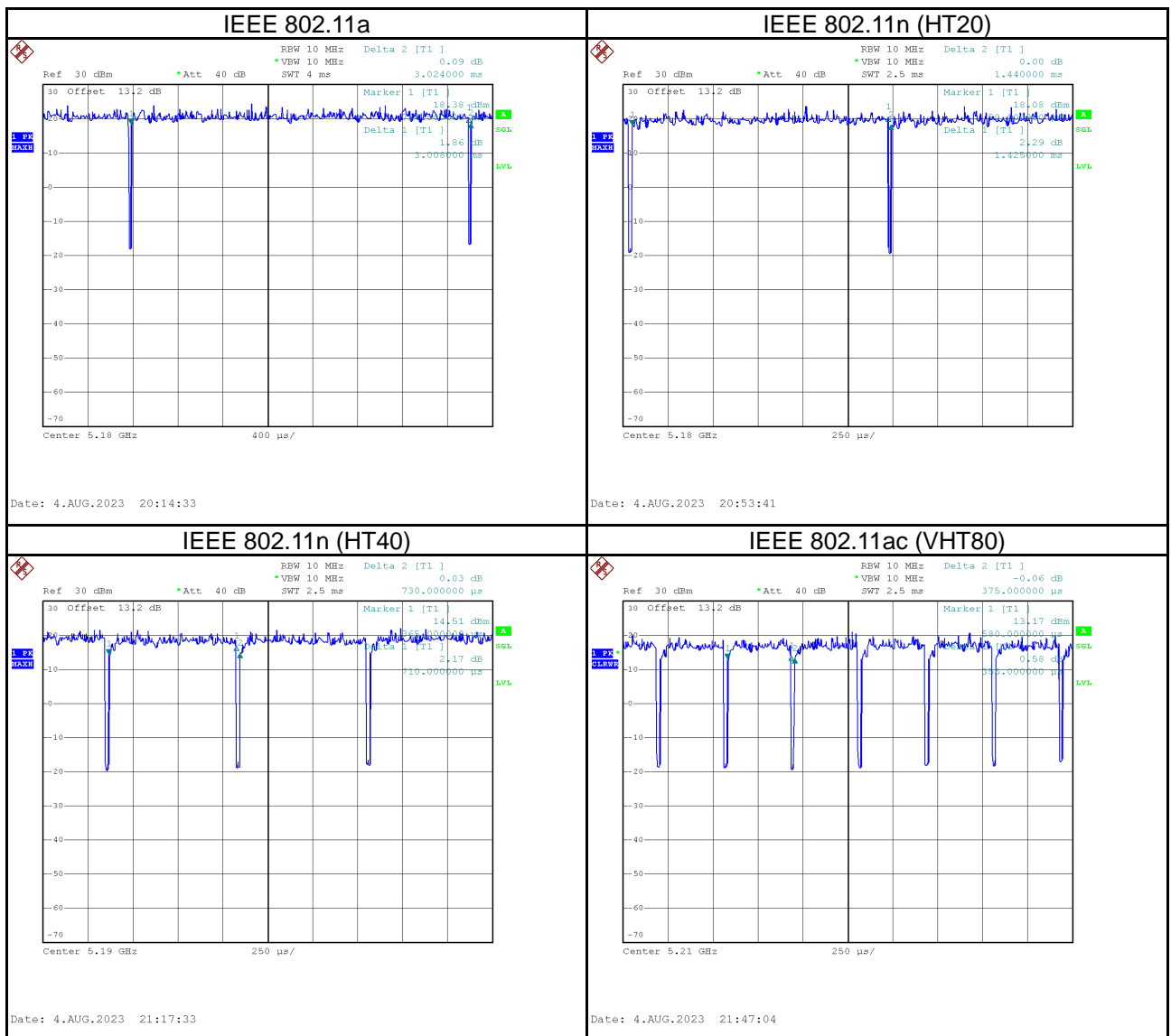
1.3 TEST ENVIRONMENT CONDITIONS

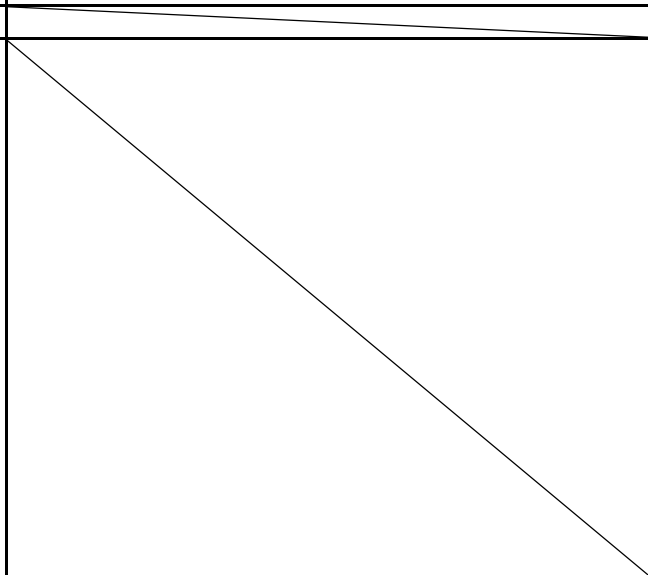
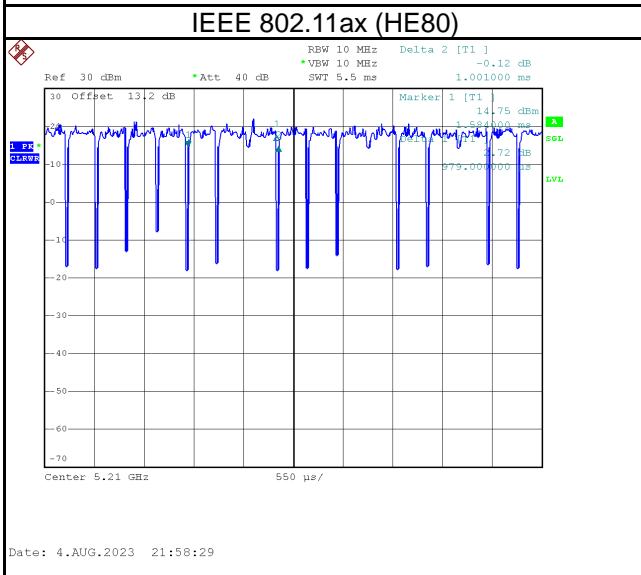
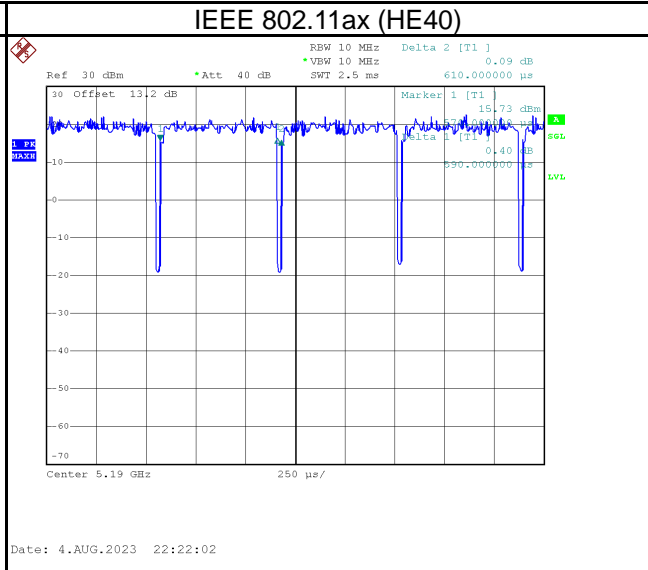
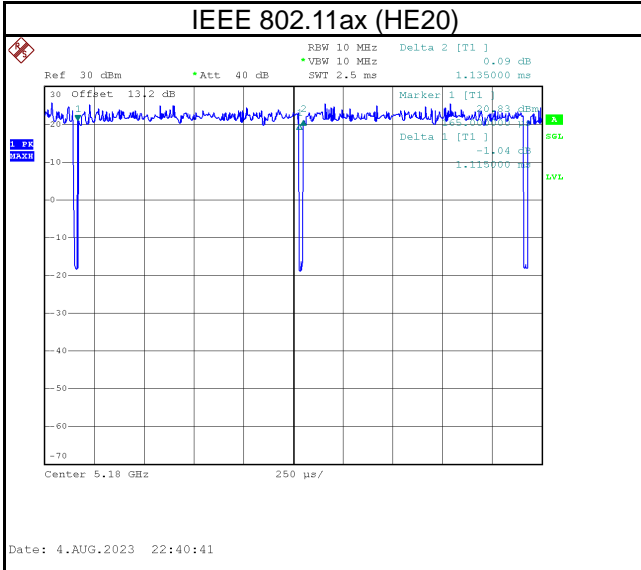
| Test Item | Environment Condition | Test Voltage | Tested by |
|-----------------------------------|-----------------------|--------------|-----------|
| AC Power Line Conducted Emissions | 26 °C, 52 % | AC 120V | Cora Lin |
| Radiated emissions below 1 GHz | 24 °C, 53 % | AC 120V | Mark Wang |
| Radiated emissions above 1 GHz | 22-28 °C, 51-60 % | AC 120V | Mark Wang |
| Bandwidth | 24.1 °C, 53 % | AC 120V | Jay Tien |
| Output Power | 23.6 °C, 47 % | AC 120V | Jay Tien |
| Power Spectral Density | 23.6 °C, 47 % | AC 120V | Jay Tien |

1.4 DUTY CYCLE

If duty cycle is $\geq 98\%$, duty factor is not required.
 If duty cycle is $< 98\%$, duty factor shall be considered.

| Remark | Delta 1 | | | Delta 2 | On Time/Period | 10 log(1/Duty Cycle) |
|-----------------------|---------|--------------|------------------|----------------------|----------------|----------------------|
| Mode | ON (ms) | Numbers (ON) | On Time (B) (ms) | Period (ON+OFF) (ms) | Duty Cycle (%) | Duty Factor (dB) |
| IEEE 802.11a | 3.008 | 1 | 3.008 | 3.024 | 99.47% | 0.02 |
| IEEE 802.11n (HT20) | 1.425 | 1 | 1.425 | 1.440 | 98.96% | 0.05 |
| IEEE 802.11n (HT40) | 0.710 | 1 | 0.710 | 0.730 | 97.26% | 0.12 |
| IEEE 802.11ac (VHT80) | 0.355 | 1 | 0.355 | 0.375 | 94.67% | 0.24 |
| IEEE 802.11ax (HE20) | 1.115 | 1 | 1.115 | 1.135 | 98.24% | 0.08 |
| IEEE 802.11ax (HE40) | 0.590 | 1 | 0.590 | 0.610 | 96.72% | 0.14 |
| IEEE 802.11ax (HE80) | 0.979 | 1 | 0.979 | 1.001 | 97.80% | 0.10 |





2 GENERAL INFORMATION

2.1 DESCRIPTION OF EUT

| | |
|---|---|
| Equipment | Set Top Box |
| Model Name | UCW4060MCS |
| Brand Name | Vantiva |
| Model Difference | N/A |
| Power Source | DC voltage supplied from AC/DC Adapter. |
| Power Rating | I/P: 120V~ 0.5A 60Hz O/P: 12V---1.5A 18W |
| Products Covered | 1 * Adapter: CHICONY POWER TECHNOLOGY CO LTD / EPS10R4-15 |
| HW Version | Rev B (LAB2) |
| SW Version | HC_2.0 |
| Operation Band | UNII-1: 5150 MHz to 5250 MHz UNII-2A: 5250 MHz to 5350 MHz UNII-2C: 5470 MHz to 5725 MHz UNII-3: 5725 MHz to 5850 MHz |
| Operation Frequency | UNII-1: 5180 MHz to 5240 MHz UNII-2A: 5260 MHz to 5320 MHz UNII-2C: 5500 MHz to 5700 MHz UNII-3: 5745 MHz to 5825 MHz |
| Modulation Technology | IEEE 802.11a/n/ac: OFDM IEEE 802.11ax: OFDMA |
| Transfer Rate | IEEE 802.11a: 54/48/36/24/18/12/9/6 Mbps IEEE 802.11n: Up to 300 Mbps IEEE 802.11ac: Up to 866.6 Mbps IEEE 802.11ax: Up to 1200.8 Mbps |
| Output Power Max. for UNII-1 - Non Beamforming | IEEE 802.11a: 23.13 dBm (0.2055 W) IEEE 802.11n (HT20): 23.03 dBm (0.2011 W) IEEE 802.11n (HT40): 23.00 dBm (0.1993 W) IEEE 802.11ac (VHT80): 23.16 dBm (0.2070 W) IEEE 802.11ax (HE20): 22.88 dBm (0.1939 W) IEEE 802.11ax (HE40): 22.67 dBm (0.1848 W) IEEE 802.11ax (HE80): 23.08 dBm (0.2033 W) |
| Output Power Max. for UNII-2A - Non Beamforming | IEEE 802.11a: 22.95 dBm (0.1970 W) IEEE 802.11n (HT20): 22.88 dBm (0.1943 W) IEEE 802.11n (HT40): 22.85 dBm (0.1930 W) IEEE 802.11ac (VHT80): 22.08 dBm (0.1614 W) IEEE 802.11ax (HE20): 22.77 dBm (0.1892 W) IEEE 802.11ax (HE40): 22.96 dBm (0.1976 W) IEEE 802.11ax (HE80): 21.37 dBm (0.1372 W) |
| Output Power Max. for UNII-2C - Non Beamforming | IEEE 802.11a: 23.29 dBm (0.2135 W) IEEE 802.11n (HT20): 23.01 dBm (0.2001 W) IEEE 802.11n (HT40): 22.78 dBm (0.1898 W) IEEE 802.11ac (VHT80): 22.82 dBm (0.1915 W) IEEE 802.11ax (HE20): 22.83 dBm (0.1918 W) IEEE 802.11ax (HE40): 22.78 dBm (0.1896 W) IEEE 802.11ax (HE80): 22.63 dBm (0.1832 W) |
| Output Power Max. for UNII-3 - Non Beamforming | IEEE 802.11a: 25.27 dBm (0.3362 W) IEEE 802.11n (HT20): 25.30 dBm (0.3385 W) IEEE 802.11n (HT40): 24.95 dBm (0.3124 W) IEEE 802.11ac (VHT80): 24.84 dBm (0.3051 W) IEEE 802.11ax (HE20): 25.28 dBm (0.3372 W) IEEE 802.11ax (HE40): 25.32 dBm (0.3403 W) IEEE 802.11ax (HE80): 24.77 dBm (0.2996 W) |

| | |
|---|---|
| Output Power Max. for UNII-1 - Beamforming | IEEE 802.11n (HT20): 22.83 dBm (0.1918 W) IEEE 802.11n (HT40): 22.74 dBm (0.1877 W) IEEE 802.11ac (VHT80): 22.90 dBm (0.1950 W) IEEE 802.11ax (HE20): 22.65 dBm (0.1841 W) IEEE 802.11ax (HE40): 22.39 dBm (0.1733 W) IEEE 802.11ax (HE80): 22.82 dBm (0.1915 W) |
| Output Power Max. for UNII-2A - Beamforming | IEEE 802.11n (HT20): 22.65 dBm (0.1840 W) IEEE 802.11n (HT40): 22.54 dBm (0.1793 W) IEEE 802.11ac (VHT80): 21.61 dBm (0.1449 W) IEEE 802.11ax (HE20): 22.43 dBm (0.1750 W) IEEE 802.11ax (HE40): 22.62 dBm (0.1827 W) IEEE 802.11ax (HE80): 21.14 dBm (0.1300 W) |
| Output Power Max. for UNII-2C - Beamforming | IEEE 802.11n (HT20): 22.78 dBm (0.1896 W) IEEE 802.11n (HT40): 22.54 dBm (0.1797 W) IEEE 802.11ac (VHT80): 22.73 dBm (0.1874 W) IEEE 802.11ax (HE20): 22.40 dBm (0.1739 W) IEEE 802.11ax (HE40): 22.54 dBm (0.1793 W) IEEE 802.11ax (HE80): 22.35 dBm (0.1718 W) |
| Output Power Max. for UNII-3 - Beamforming | IEEE 802.11n (HT20): 25.10 dBm (0.3235 W) IEEE 802.11n (HT40): 24.69 dBm (0.2937 W) IEEE 802.11ac (VHT80): 24.68 dBm (0.3149 W) IEEE 802.11ax (HE20): 25.07 dBm (0.3213 W) IEEE 802.11ax (HE40): 25.10 dBm (0.3236 W) IEEE 802.11ax (HE80): 24.57 dBm (0.2864 W) |
| Operating Software | Tera Term v4.97 |
| Test Model | UCW4060MCS |
| Sample Status | Engineering Sample |
| EUT Modification(s) | N/A |

NOTE:

(1) The above EUT information is declared by manufacturer and for more detailed features description, please refers to the manufacturer's specifications or user's manual.

(2) Channel List:

| IEEE 802.11a IEEE 802.11n (HT20) IEEE 802.11ac (VHT20) IEEE 802.11ax (HE20) | | IEEE 802.11n (HT40) IEEE 802.11ac (VHT40) IEEE 802.11ax (HE40) | | IEEE 802.11ac (VHT80) IEEE 802.11ax (HE80) | |
|--|-----------------|--|-----------------|---|-----------------|
| UNII-1 | | UNII-1 | | UNII-1 | |
| Channel | Frequency (MHz) | Channel | Frequency (MHz) | Channel | Frequency (MHz) |
| 36 | 5180 | 38 | 5190 | 42 | 5210 |
| 40 | 5200 | 46 | 5230 | | |
| 44 | 5220 | | | | |
| 48 | 5240 | | | | |

| IEEE 802.11a IEEE 802.11n (HT20) IEEE 802.11ac (VHT20) IEEE 802.11ax (HE20) | | IEEE 802.11n (HT40) IEEE 802.11ac (VHT40) IEEE 802.11ax (HE40) | | IEEE 802.11ac (VHT80) IEEE 802.11ax (HE80) | |
|--|-----------------|--|-----------------|---|-----------------|
| UNII-2A | | UNII-2A | | UNII-2A | |
| Channel | Frequency (MHz) | Channel | Frequency (MHz) | Channel | Frequency (MHz) |
| 52 | 5260 | 54 | 5270 | 58 | 5290 |
| 56 | 5280 | 62 | 5310 | | |
| 60 | 5300 | | | | |
| 64 | 5320 | | | | |

| IEEE 802.11a IEEE 802.11n (HT20) IEEE 802.11ac (VHT20) IEEE 802.11ax (HE20) | | IEEE 802.11n (HT40) IEEE 802.11ac (VHT40) IEEE 802.11ax (HE40) | | IEEE 802.11ac (VHT80) IEEE 802.11ax (HE80) | |
|--|-----------------|--|-----------------|---|-----------------|
| UNII-2C | | UNII-2C | | UNII-2C | |
| Channel | Frequency (MHz) | Channel | Frequency (MHz) | Channel | Frequency (MHz) |
| 100 | 5500 | 102 | 5510 | 106 | 5530 |
| 104 | 5520 | 110 | 5550 | 122 | 5610 |
| 108 | 5540 | 118 | 5590 | | |
| 112 | 5560 | 126 | 5630 | | |
| 116 | 5580 | 134 | 5670 | | |
| 120 | 5600 | | | | |
| 124 | 5620 | | | | |
| 128 | 5640 | | | | |
| 132 | 5660 | | | | |
| 136 | 5680 | | | | |
| 140 | 5700 | | | | |

| IEEE 802.11a IEEE 802.11n (HT20) IEEE 802.11ac (VHT20) IEEE 802.11ax (HE20) | | IEEE 802.11n (HT40) IEEE 802.11ac (VHT40) IEEE 802.11ax (HE40) | | IEEE 802.11ac (VHT80) IEEE 802.11ax (HE80) | |
|--|-----------------|--|-----------------|---|-----------------|
| UNII-3 | | UNII-3 | | UNII-3 | |
| Channel | Frequency (MHz) | Channel | Frequency (MHz) | Channel | Frequency (MHz) |
| 149 | 5745 | 151 | 5755 | 155 | 5775 |
| 153 | 5765 | 159 | 5795 | | |
| 157 | 5785 | | | | |
| 161 | 5805 | | | | |
| 165 | 5825 | | | | |

(3) Table for Filed Antenna:

| Ant. | Brand | Model Name | Antenna Type | Connector | Frequency (MHz) | Gain (dBi) |
|------|-------|------------|--------------|-----------|-----------------|------------|
| DB1 | N/A | N/A | PIFA | I-PEX | 5150-5350 | 4.28 |
| | | | | | 5470-5725 | 5.25 |
| | | | | | 5725-5850 | 5.25 |
| DB2 | N/A | N/A | PIFA | I-PEX | 5150-5350 | 5.05 |
| | | | | | 5470-5725 | 4.65 |
| | | | | | 5725-5850 | 4.32 |

NOTE:

- 1) For CDD: UNII-1 Directional Gain=2.81 dBi, UNII-2A Directional Gain=2.81 dBi
 UNII-2C Directional Gain=3.27 dBi, UNII-3 Directional Gain=3.29 dBi

$$DirectionalGain = 10 \cdot \log \left[\frac{\sum_{j=1}^{N_{SS}} \left\{ \sum_{k=1}^{N_{ANT}} g_{j,k} \right\}^2}{N_{ANT}} \right]$$

where

Each antenna is driven by no more than one spatial stream;

N_{SS} = the number of independent spatial streams of data;

N_{ANT} = the total number of antennas

$g_{j,k} = 10^{G_k/20}$ if the k th antenna is being fed by spatial stream j , or zero if it is not;
 G_k is the gain in dBi of the k th antenna.

- 2) For TXBF: Directional Gain=10log[(10^{G1/20}+10^{G2/20}+...10^{GN/20})²/ N_{ANT}]dBi.

Then, UNII-1 Directional Gain=5.69 dBi, UNII-2A Directional Gain=5.69 dBi

UNII-2C Directional Gain=5.84 dBi, UNII-3 Directional Gain=5.46 dBi

- 3) The antenna gain is provided by the manufacturer.

- (4) The above Antenna information are derived from the antenna data sheet provided by manufacturer and for more detailed features description, please refer to the manufacturer's specifications, the laboratory shall not be held responsible.

(5) Operating Mode and Antenna Configuration

| Operating Mode | TX Mode | |
|-----------------------|----------------|--------------|
| | 1 TX (SISO) | 2 TX (MIMO) |
| IEEE 802.11a | V (DB1 or DB2) | V (DB1+ DB2) |
| IEEE 802.11n (HT20) | V (DB1 or DB2) | V (DB1+ DB2) |
| IEEE 802.11n (HT40) | V (DB1 or DB2) | V (DB1+ DB2) |
| IEEE 802.11ac (VHT80) | V (DB1 or DB2) | V (DB1+ DB2) |
| IEEE 802.11ax (HE20) | V (DB1 or DB2) | V (DB1+ DB2) |
| IEEE 802.11ax (HE40) | V (DB1 or DB2) | V (DB1+ DB2) |
| IEEE 802.11ax (HE80) | V (DB1 or DB2) | V (DB1+ DB2) |

2.2 TEST MODES

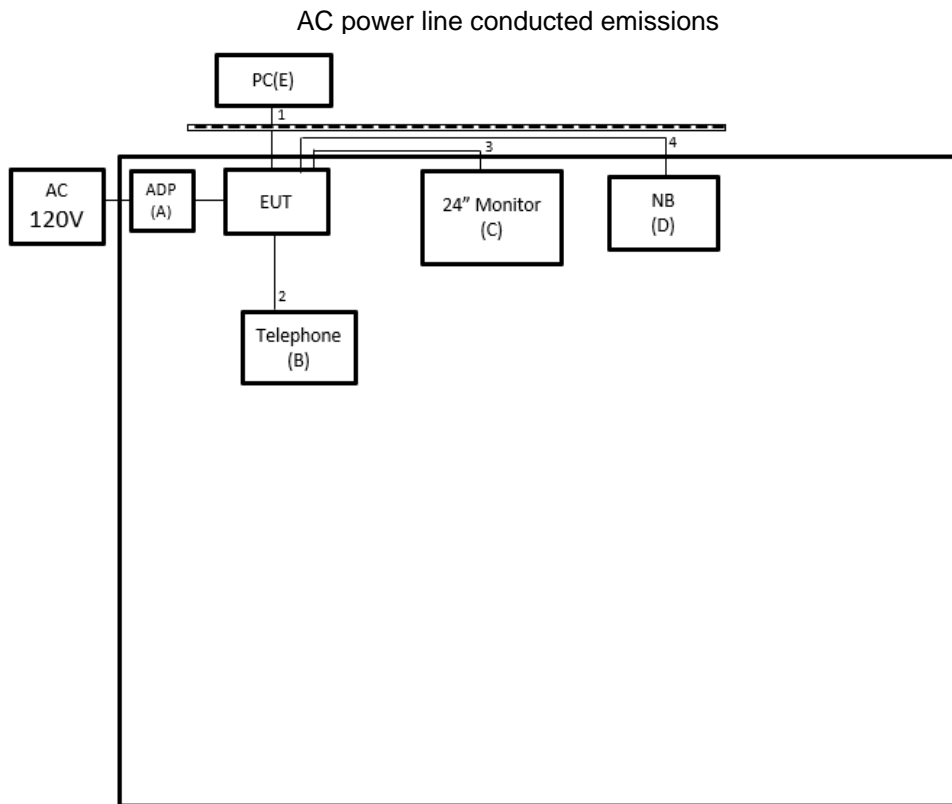
| Test Items | Test mode | Channel | Note |
|--|---|--|----------|
| AC power line conducted emissions | Normal/Idle | - | - |
| Transmitter Radiated Emissions (below 1GHz) | TX Mode_IEEE 802.11a | 36 | - |
| Transmitter Radiated Emissions (above 1GHz) | TX Mode_IEEE 802.11a | 36/48, 52/64 100/140, 149/165 | Bandedge |
| | TX Mode_IEEE 802.11n (HT20) TX Mode_IEEE 802.11ax (HE20) | 38/46, 54/62 102/134, 151/159 | |
| | TX Mode_IEEE 802.11n (HT40) TX Mode_IEEE 802.11ax (HE40) | 42, 58 106/122, 155 | |
| | TX Mode_IEEE 802.11ac (VHT80) TX Mode_IEEE 802.11ax (HE80) | 36/40/48 52/60/64 100/116/140 149/157/165 | |
| | TX Mode_IEEE 802.11a | 36/40/48 52/60/64 100/116/140 149/157/165 | |
| | TX Mode_IEEE 802.11n (HT20) TX Mode_IEEE 802.11ax (HE20) | 38/46, 54/62 102/110/134 151/159 | Harmonic |
| | TX Mode_IEEE 802.11n (HT40) TX Mode_IEEE 802.11ax (HE40) | 42, 58 106/122, 155 | |
| | TX Mode_IEEE 802.11ac (VHT80) TX Mode_IEEE 802.11ax (HE80) | 36/40/48 52/60/64 100/116/140 149/157/165 | |
| | TX Mode_IEEE 802.11n (HT20) TX Mode_IEEE 802.11ax (HE20) | 38/46, 54/62 102/110/134 151/159 | |
| | TX Mode_IEEE 802.11n (HT40) TX Mode_IEEE 802.11ax (HE40) | 42, 58 106/122, 155 | |
| Bandwidth & Power Spectral Density | TX Mode_IEEE 802.11a | 36/40/48 52/60/64 100/116/140 149/157/165 | - |
| | TX Mode_IEEE 802.11n (HT20) TX Mode_IEEE 802.11ax (HE20) | 38/46, 54/62 102/110/134 151/159 | |
| | TX Mode_IEEE 802.11n (HT40) TX Mode_IEEE 802.11ax (HE40) | 42, 58 106/122, 155 | |
| | TX Mode_IEEE 802.11ac (VHT80) TX Mode_IEEE 802.11ax (HE80) | 36/40/48 52/60/64 100/116/140 149/157/165 | |
| Output Power | TX Mode_IEEE 802.11a | 36/40/48 52/60/64 100/116/140 149/157/165 | - |
| | TX Mode_IEEE 802.11n (HT20) TX Mode_IEEE 802.11ax (HE20) | 38/46, 54/62 102/110/134 151/159 | |
| | TX Mode_IEEE 802.11n (HT40) TX Mode_IEEE 802.11ax (HE40) | 42, 58 106/122, 155 | |
| | TX Mode_IEEE 802.11ac (VHT80) TX Mode_IEEE 802.11ax (HE80) | 36/40/48 52/60/64 100/116/140 149/157/165 | |

NOTE:

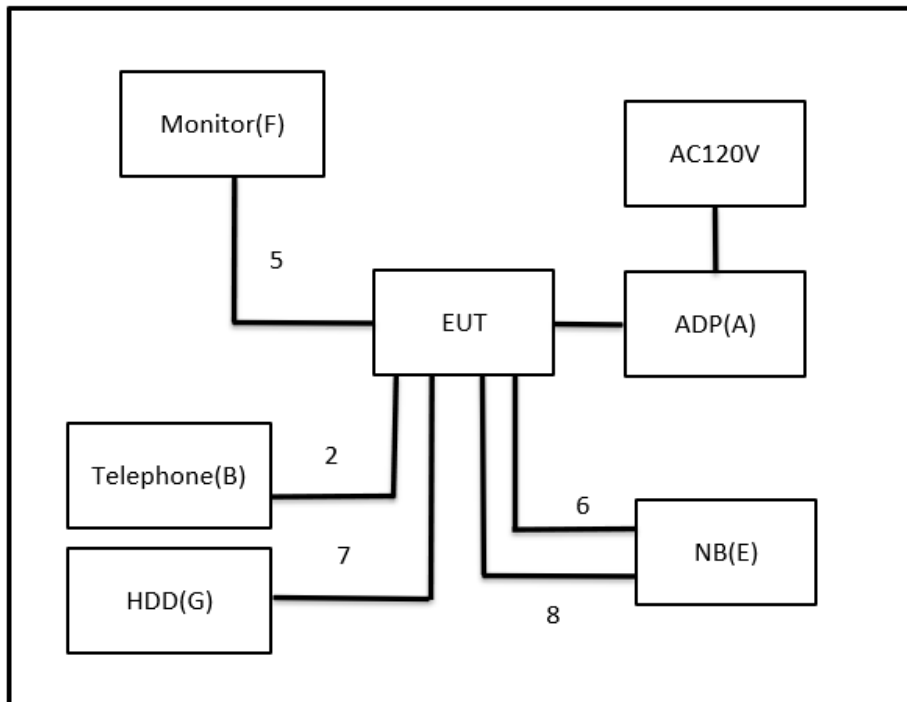
- (1) For radiated emission band edge test, both Vertical and Horizontal are evaluated, but only the worst case (Horizontal) is recorded.
- (2) All X, Y and Z axes are evaluated, but only the worst case (X axis) is recorded.
- (3) For IEEE 802.11ax modes, refer to TCB Workshop presentations on October 3, 2018, after evaluated, all testing are performed under fully loaded conditions (Full RU). In the test data, only the partially loaded conditions data are marked with tones.
- (4) The measurements for Output Power are tested, the Non Beamforming and Beamforming are recorded in the report. The worst case is Non Beamforming and only the worst case is documented for other test items.
- (5) The measurements for Output Power are tested, because the modulation of IEEE 802.11n and IEEE 802.11ac are the same, and the power of IEEE 802.11n(HT20) mode and IEEE 802.11n(HT40) mode are the worse than that of IEEE 802.11ac(VHT20) mode and IEEE 802.11ac(VHT40) mode, only the worst cases are documented for other test items.

2.3 BLOCK DIAGRAM SHOWING THE CONFIGURATION OF SYSTEM TESTED

Equipment letters and Cable numbers refer to item numbers described in the tables of clause 2.4.



Radiated Emissions



2.4 SUPPORT UNITS

| Item | Equipment | Brand | Model No. | Series No. | Remarks |
|------|-------------|--|---------------------------|-----------------------------------|----------------------------|
| A | ADAPTER | CHICONY POWER TECHNOLOGY CO LTD | EPS10R4-15 | CS10E222AC260 | Supplied by test requester |
| B | Telephone | Sweetone | RS-802HF | N/A | Furnished by test lab. |
| C | 24" Monitor | DELL | P2415Qb | CN-0J1P7F-QDC00- 7BH-1L19B-A06 | Furnished by test lab. |
| D | NB | HP | TPN-I119 | N/A | Furnished by test lab. |
| E | NB | Asus | B500-P45VA-0141A32 30M | N/A | Furnished by test lab. |
| F | 27" Monitor | DELL | U2720Q | CN-0834VF-WSL00- 0B7-299L-A05 | Furnished by test lab. |
| G | USB 3.0 HDD | WD | WDBC3C0010BSL-0B | WX81A88ALJUC | Furnished by test lab. |

| Item | Shielded | Ferrite Core | Length | Cable Type | Remarks |
|------|----------|--------------|--------|---------------|------------------------|
| 1 | No | No | 6m | RJ45 Cable | Furnished by test lab. |
| 2 | No | No | 1m | RJ 11 | Furnished by test lab. |
| 3 | No | No | 1.7m | HDMI Cable | Furnished by test lab. |
| 4 | No | No | 1.7m | HDMI Cable | Furnished by test lab. |
| 5 | No | No | 1.8m | HDMI Cable | Furnished by test lab. |
| 6 | No | No | 1m | RJ45 Cable | Furnished by test lab. |
| 7 | No | No | 1m | USB3.0 TO USB | Furnished by test lab. |
| 8 | No | No | 1m | HDMI Cable | Furnished by test lab. |

3 AC POWER LINE CONDUCTED EMISSIONS TEST

3.1 LIMIT

| Frequency (MHz) | Limit (dB μ V) | |
|-----------------|--------------------|-----------|
| | Quasi-peak | Average |
| 0.15 - 0.5 | 66 - 56 * | 56 - 46 * |
| 0.50 - 5.0 | 56 | 46 |
| 5.0 - 30.0 | 60 | 50 |

NOTE:

- (1) The tighter limit applies at the band edges.
- (2) The limit of " * " marked band means the limitation decreases linearly with the logarithm of the frequency in the range.
- (3) The test result calculated as following:
 Measurement Value = Reading Level + Correct Factor
 Correct Factor = Insertion Loss + Cable Loss + Attenuator Factor (if use)
 Margin Level = Measurement Value – Limit Value
 Calculation example:

| | | | | |
|---------------|---|----------------|---|-------------------|
| Reading Level | | Correct Factor | | Measurement Value |
| 38.22 | + | 3.45 | = | 41.67 |

| | | | | |
|-------------------|---|-------------|---|--------------|
| Measurement Value | | Limit Value | | Margin Level |
| 41.67 | - | 60 | = | -18.33 |

The following table is the setting of the receiver.

| Receiver Parameter | Setting |
|--------------------|----------|
| Attenuation | 10 dB |
| Start Frequency | 0.15 MHz |
| Stop Frequency | 30 MHz |
| IF Bandwidth | 9 KHz |

3.2 TEST PROCEDURE

- a. The EUT was placed 0.8 m above the horizontal ground plane with the EUT being connected to the power mains through a line impedance stabilization network (LISN).
 All other support equipment were powered from an additional LISN(s).
 The LISN provides 50 Ohm/50uH of impedance for the measuring instrument.
- b. Interconnecting cables that hang closer than 40 cm to the ground plane shall be folded back and forth in the center forming a bundle to keep the cable above 40 cm.
- c. Excess I/O cables that are not connected to a peripheral shall be bundled in the center.
 The end of the cable will be terminated, using the correct terminating impedance.
 The overall length shall not exceed 1 m.
- d. The LISN is spaced at least 80 cm from the nearest part of the EUT chassis.
- e. For the actual test configuration, please refer to the related Item – EUT TEST PHOTO.

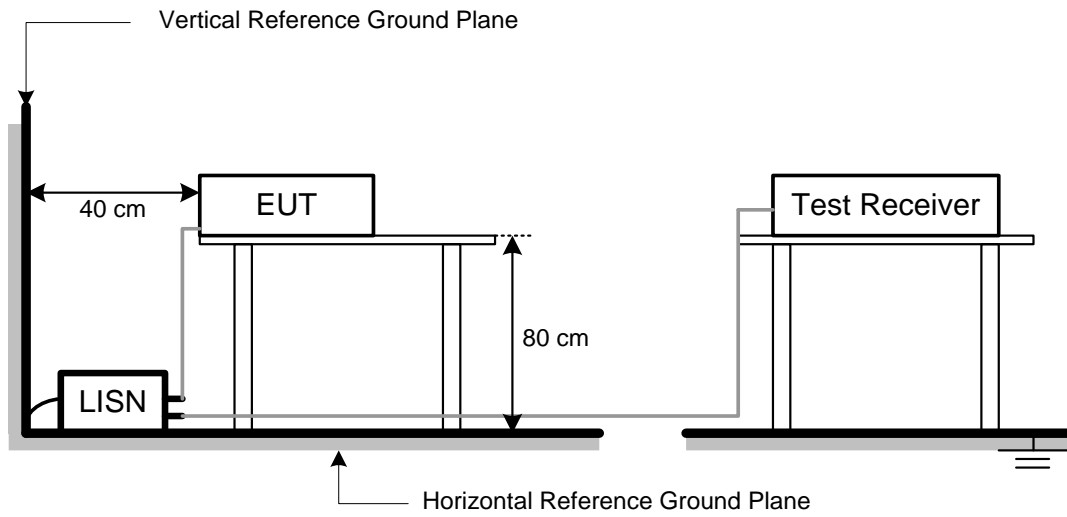
NOTE:

- (1) In the results, each reading is marked as Peak, QP or AVG per the detector used.
 BW=9 kHz (6 dB Bandwidth)
- (2) All readings are Peak unless otherwise stated QP or AVG in column of Note. Both the QP and the AVG readings must be less than the limit for compliance.

3.3 DEVIATION FROM TEST STANDARD

No deviation.

3.4 TEST SETUP



3.5 TEST RESULT

Please refer to the APPENDIX A.

4 RADIATED EMISSIONS TEST

4.1 LIMIT

In case the emission fall within the restricted band specified on 15.205, then the 15.209 limit in the table below has to be followed.

LIMITS OF RADIATED EMISSIONS MEASUREMENT (9 kHz to 1000 MHz)

| Frequency (MHz) | Field Strength (microvolts/meter) | Measurement Distance (meters) |
|-----------------|-----------------------------------|-------------------------------|
| 0.009~0.490 | 2400/F(KHz) | 300 |
| 0.490~1.705 | 24000/F(KHz) | 30 |
| 1.705~30.0 | 30 | 30 |
| 30~88 | 100 | 3 |
| 88~216 | 150 | 3 |
| 216~960 | 200 | 3 |
| 960~1000 | 500 | 3 |

LIMITS OF UNWANTED EMISSION OUT OF THE RESTRICTED BANDS

| Frequency (MHz) | EIRP Limit (dBm) | Equivalent Field Strength at 3m (dBµV/m) |
|-----------------|------------------|--|
| 5150-5250 | -27 | 68.2 |
| 5250-5350 | -27 | 68.2 |
| 5470-5725 | -27 | 68.2 |
| 5725-5850 | -27 (NOTE 2) | 68.2 |
| | 10 (NOTE 2) | 105.2 |
| | 15.6 (NOTE 2) | 110.8 |
| | 27 (NOTE 2) | 122.2 |

NOTE:

(1) The following formula is used to convert the equipment isotropic radiated power (eirp) to field strength:

$$E = \frac{1000000\sqrt{30P}}{3} \mu\text{V/m, where P is the eirp (Watts)}$$

(2) According to FCC 16-24, All emissions shall be limited to a level of -27 dBm/MHz at 75 MHz or more above or below the band edge increasing linearly to 10 dBm/MHz at 25 MHz above or below the band edge, and from 25 MHz above or below the band edge increasing linearly to a level of 15.6 dBm/MHz at 5 MHz above or below the band edge, and from 5 MHz above or below the band edge increasing linearly to a level of 27 dBm/MHz at the band edge.

(3) The test result calculated as following:

Measurement Value = Reading Level + Correct Factor

Correct Factor = Antenna Factor + Cable Loss - Amplifier Gain(if use)

Margin Level = Measurement Value - Limit Value

Calculation example:

| | | | | |
|---------------|---|----------------|---|-------------------|
| Reading Level | | Correct Factor | | Measurement Value |
| 36.23 | + | -11.97 | = | 24.26 |

| | | | | |
|-------------------|---|-------------|---|--------------|
| Measurement Value | | Limit Value | | Margin Level |
| 24.26 | - | 40 | = | -15.74 |

| Spectrum Parameter | Setting |
|--|---|
| Attenuation | Auto |
| Start Frequency | 1000 MHz |
| Stop Frequency | 10th carrier harmonic |
| RBW / VBW (Emission in restricted band) | 1MHz / 3MHz for Peak, 1MHz / 1/T for Average |

| Spectrum Parameter | Setting |
|------------------------|-----------------------------------|
| Attenuation | Auto |
| Start ~ Stop Frequency | 9KHz~90KHz for PK/AVG detector |
| Start ~ Stop Frequency | 90KHz~110KHz for QP detector |
| Start ~ Stop Frequency | 110KHz~490KHz for PK/AVG detector |
| Start ~ Stop Frequency | 490KHz~30MHz for QP detector |
| Start ~ Stop Frequency | 30MHz~1000MHz for QP detector |

4.2 TEST PROCEDURE

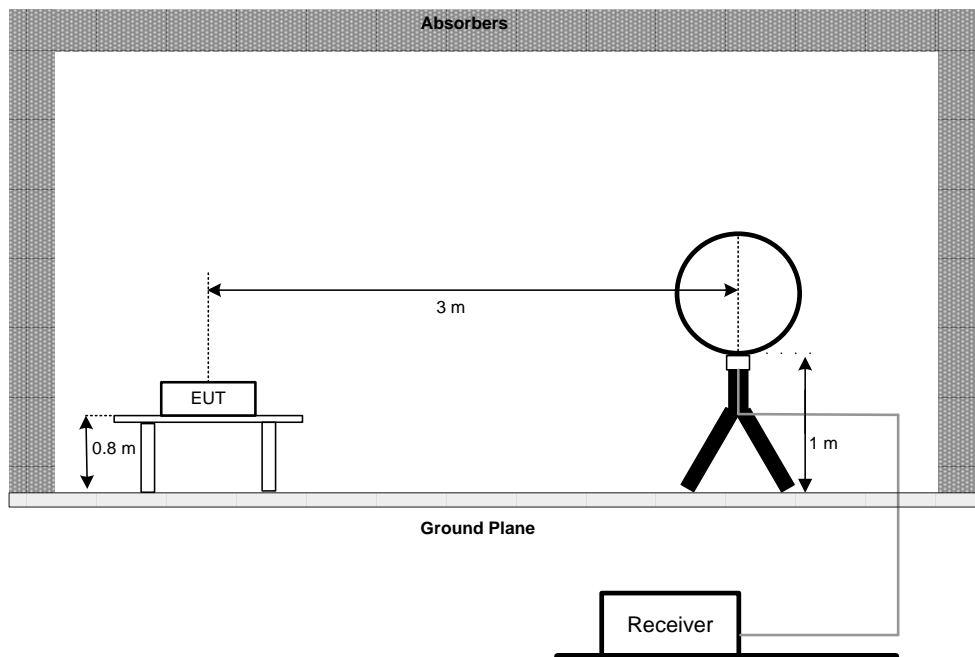
- a. The measuring distance of 3 m shall be used for measurements. The EUT was placed on the top of a rotating table 0.8 meter above the ground at a 3 meter semi-anechoic chamber. The table was rotated 360 degrees to determine the position of the highest radiation.(below 1GHz)
- b. The measuring distance of 3 m shall be used for measurements. The EUT was placed on the top of a rotating table 1.5 meter above the ground at a 3 meter semi-anechoic chamber. The table was rotated 360 degrees to determine the position of the highest radiation.(above 1GHz)
- c. The height of the equipment or of the substitution antenna shall be 0.8 m or 1.5 m, the height of the test antenna shall vary between 1 m to 4 m. Both horizontal and vertical polarizations of the antenna are set to make the measurement.
- d. For each suspected emission, the EUT was arranged to its worst case and then the antenna was tuned to heights find the maximum reading (used Bore sight function).
- e. The receiver system was set to peak and average detect function and specified bandwidth with maximum hold mode when the test frequency is above 1GHz.
- f. The initial step in collecting radiated emission data is a receiver peak detector mode pre-scanning the measurement frequency range. Significant peaks are then marked and then Quasi Peak detector mode re-measured.
- g. All readings are Peak unless otherwise stated QP in column of Note. Peak denotes that the Peak reading compliance with the QP Limits and then QP Mode measurement didn't perform. (below 1GHz)
- h. All readings are Peak Mode value unless otherwise stated AVG in column of Note. If the Peak Mode Measured value compliance with the Peak Limits and lower than AVG Limits, the EUT shall be deemed to meet both Peak & AVG Limits and then only Peak Mode was measured, but AVG Mode didn't perform. (above 1GHz)
- i. For the actual test configuration, please refer to the related Item – EUT TEST PHOTO.

4.3 DEVIATION FROM TEST STANDARD

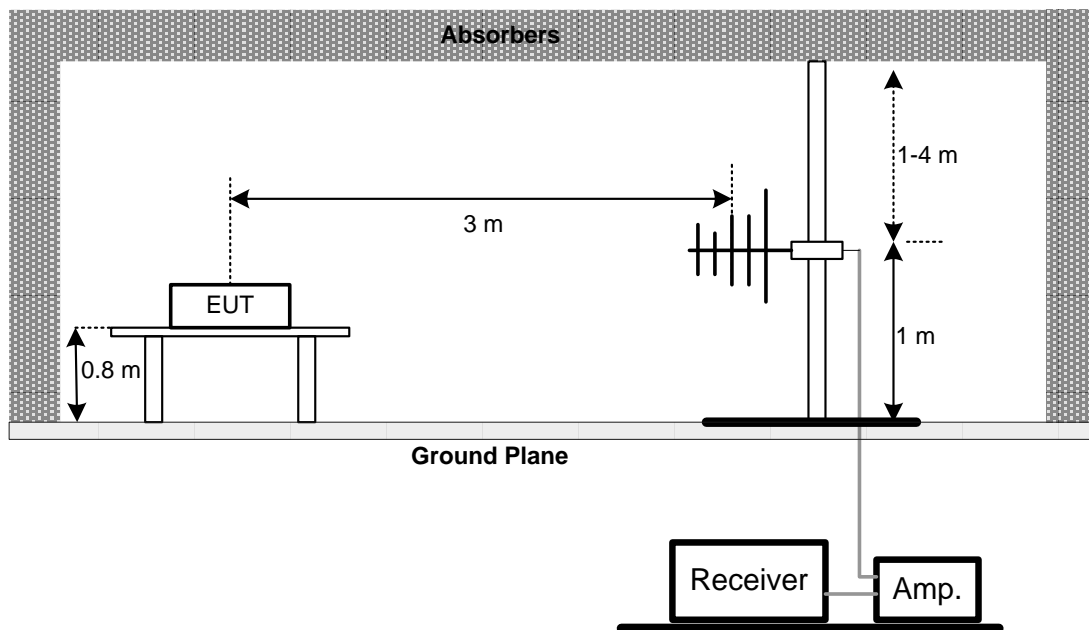
No deviation.

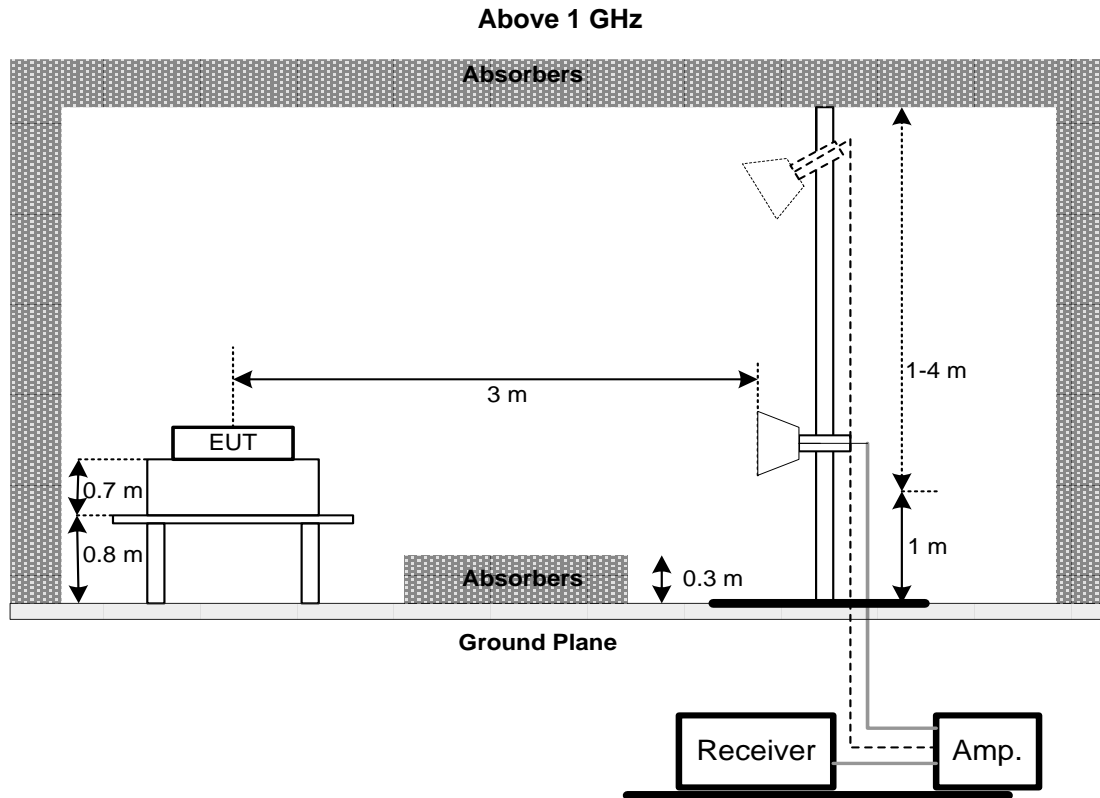
4.4 TEST SETUP

9 kHz to 30 MHz



30 MHz to 1 GHz





4.5 EUT OPERATING CONDITIONS

The EUT was programmed to be in continuously transmitting mode.

4.6 TEST RESULT – BELOW 30 MHZ

There were no emissions found below 30 MHz within 20 dB of the limit.

4.7 TEST RESULT – 30 MHZ TO 1 GHZ

Please refer to the APPENDIX B.

4.8 TEST RESULT – ABOVE 1 GHZ

Please refer to the APPENDIX C.

NOTE:

- (1) No limit: This is fundamental signal, the judgment is not applicable. For fundamental signal judgment was referred to Peak output test.

5 BANDWIDTH TEST

5.1 LIMIT

| Section | Test Item | Frequency Range (MHz) |
|------------------------|--------------------------------|-----------------------|
| 15.407(a) 15.407(e) | 26 dB Bandwidth | 5150-5250 |
| | | 5250-5350 |
| | | 5470-5725 |
| | Minimum 500 kHz 6 dB Bandwidth | 5725-5850 |

5.2 TEST PROCEDURE

- The EUT was directly connected to the spectrum analyzer and antenna output port as show in the block diagram below.
- Spectrum Setting:

For UNII-1, UNII-2A, UNII-2C:

| Spectrum Parameter | Setting |
|--------------------|--|
| Span Frequency | > 26 dB Bandwidth |
| RBW | Appromiximately 1% of the emission bandwidth |
| VBW | > RBW |
| Detector | Peak |
| Trace | Max Hold |
| Sweep Time | Auto |

For UNII-3:

| Spectrum Parameter | Setting |
|--------------------|------------------|
| Span Frequency | > 6 dB Bandwidth |
| RBW | 100 kHz |
| VBW | 300 kHz |
| Detector | Peak |
| Trace | Max Hold |
| Sweep Time | Auto |

For 99% Occupied Bandwidth:

| Spectrum Parameter | Setting |
|--------------------|------------------------------|
| Span Frequency | 1.5 times to 5 times the OBW |
| RBW | 1% to 5% of the OBW |
| VBW | $\geq 3 \times \text{RBW}$ |
| Detector | Peak |
| Trace | Max Hold |
| Sweep Time | Auto |

- Measured the spectrum width with power higher than 26 dB / 6 dB below carrier.

5.3 DEVIATION FROM TEST STANDARD

No deviation.

5.4 TEST SETUP**5.5 EUT OPERATING CONDITIONS**

The EUT was programmed to be in continuously transmitting mode.

5.6 TEST RESULT

Please refer to the APPENDIX D.

6 OUTPUT POWER TEST

6.1 LIMIT

| Section | Test Item | Limit | Frequency Range (MHz) |
|-----------|----------------------|--|-----------------------|
| 15.407(a) | Maximum Output Power | AP device: 1 Watt (30 dBm) Client device: 250 mW (24 dBm) | 5150-5250 |
| | | 250 mW (24 dBm) | 5250-5350 |
| | | | 5470-5725 |
| | | 1 Watt (30 dBm) | 5725-5850 |

Note:

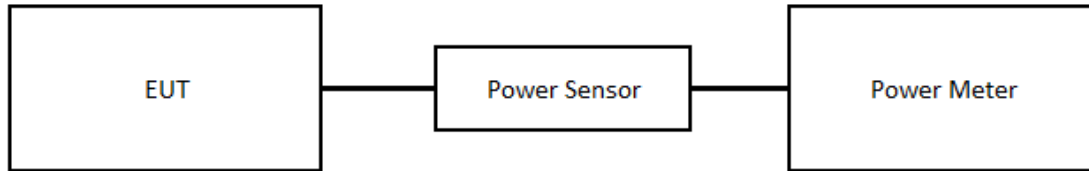
- a. For client devices in the 5.15-5.25 GHz band, the maximum conducted output power over the frequency band of operation shall not exceed 250 mW provided the maximum antenna gain does not exceed 6 dBi. In addition, the maximum power spectral density shall not exceed 11 dBm in any 1 megahertz band. If transmitting antennas of directional gain greater than 6 dBi are used, both the maximum conducted output power and the maximum power spectral density shall be reduced by the amount in dB that the directional gain of the antenna exceeds 6 dBi.

6.2 TEST PROCEDURE

- a. The EUT was directly connected to the power meter and antenna output port as show in the block diagram below.
- b. The maximum peak conducted output power was performed in accordance with method of clause E. 3. a) FCC KDB 789033 D02 General UNII Test Procedures New Rules v02r01.
- a) Method PM (Measurement using an RF average power meter):
- (i) Measurements may be performed using a wideband RF power meter with a thermocouple detector or equivalent if all of the following conditions are satisfied
The EUT is configured to transmit continuously or to transmit with a constant duty cycle.
At all times when the EUT is transmitting, it must be transmitting at its maximum power control level.
The integration period of the power meter exceeds the repetition period of the transmitted signal by at least a factor of five.
- (ii) If the transmitter does not transmit continuously, measure the duty cycle, x , of the transmitter output signal as described in II.B.
- (iii) Measure the average power of the transmitter. This measurement is an average over both the on and off periods of the transmitter.
- (iv) Adjust the measurement in dBm by adding $10 \log (1/x)$ where x is the duty cycle (e.g., $10 \log (1/0.25)$ if the duty cycle is 25%).

6.3 DEVIATION FROM TEST STANDARD

No deviation.

6.4 TEST SETUP**6.5 EUT OPERATING CONDITIONS**

The EUT was programmed to be in continuously transmitting mode.

6.6 TEST RESULT

Please refer to the APPENDIX E.

7 POWER SPECTRAL DENSITY

7.1 LIMIT

| Section | Test Item | Limit | Frequency Range (MHz) |
|-----------|------------------------|---|-----------------------|
| 15.407(a) | Power Spectral Density | Other than Mobile and portable: 17 dBm/MHz | 5150-5250 |
| | | Mobile and portable: 11 dBm/MHz | |
| | | 11 dBm/MHz | 5250-5350 |
| | | 30 dBm/500 kHz | 5470-5725 |
| | | | 5725-5850 |

7.2 TEST PROCEDURE

a. The EUT was directly connected to the spectrum analyzer and antenna output port as show in the block diagram below.

b. Spectrum Setting:

For UNII-1, UNII-2A, UNII-2C:

| Spectrum Parameter | Setting |
|--------------------|--|
| Span Frequency | Encompass the entire emissions bandwidth (EBW) of the signal |
| RBW | 1 MHz. |
| VBW | 3 MHz. |
| Detector | RMS |
| Trace average | 100 trace |
| Sweep Time | Auto |

For UNII-3:

| Spectrum Parameter | Setting |
|--------------------|--|
| Span Frequency | Encompass the entire emissions bandwidth (EBW) of the signal |
| RBW | 100 kHz. |
| VBW | 300 kHz. |
| Detector | RMS |
| Trace average | 100 trace |
| Sweep Time | Auto |

Note:

- For UNII-3, according to KDB publication 789033 D02 General UNII Test Procedures New Rules v02r01, section II.F.5., it is acceptable to set RBW at 100kHz and VBW at 300kHz if the spectrum analyzer does not have 500 kHz RBW. Then, add $10 \log(500 \text{ kHz}/100 \text{ kHz})$ to the measured result, i.e. 7 dB.
- During the test of U-NII 3 PSD, the measurement result with RBW=100kHz has been added 7 dB by compensating offset. For example, the cable loss is 6.2 dB, and the final offset is $6.2 + 7 = 13.2$ dB when RBW=100kHz is used.

7.3 DEVIATION FROM TEST STANDARD

No deviation.

7.4 TEST SETUP**7.5 EUT OPERATING CONDITIONS**

The EUT was programmed to be in continuously transmitting mode.

7.6 TEST RESULT

Please refer to the APPENDIX F.

8 LIST OF MEASURING EQUIPMENTS

| AC Power Line Conducted Emissions | | | | | | |
|-----------------------------------|----------------------|--------------|------------------------------|------------|-----------------|------------------|
| Item | Kind of Equipment | Manufacturer | Type No. | Serial No. | Calibrated Date | Calibrated Until |
| 1 | TWO-LINE V-NETWORK | R&S | ENV216 | 101497 | 2023/5/18 | 2024/5/17 |
| 2 | Test Cable | EMCI | EMC400-BM-BM-5000 | 170501 | 2022/8/3 | 2023/8/3 |
| 3 | EMI Test Receiver | R&S | ESR3 | 102950 | 2023/4/12 | 2024/4/11 |
| 4 | Measurement Software | EZ | EZ_EMCI (Version NB-03A1-01) | N/A | N/A | N/A |

| Radiated Emissions | | | | | | |
|--------------------|----------------------|-----------------|------------------------------|-------------|-----------------|------------------|
| Item | Kind of Equipment | Manufacturer | Type No. | Serial No. | Calibrated Date | Calibrated Until |
| 1 | Preamplifier | EMCI | EMC330N | 980850 | 2022/9/19 | 2023/9/18 |
| 2 | Preamplifier | EMCI | EMC118A45SE | 980819 | 2023/3/7 | 2024/3/6 |
| 3 | Pre-Amplifier | EMCI | EMC184045SE | 980907 | 2022/9/28 | 2023/9/27 |
| 4 | Preamplifier | EMCI | EMC001340 | 980579 | 2022/9/30 | 2023/9/29 |
| 5 | Test Cable | EMCI | EMC104-SM-1000 | 180809 | 2023/7/10 | 2024/7/9 |
| 6 | Test Cable | EMCI | EMC104-SM-SM-3000 | 220322 | 2023/3/14 | 2024/3/13 |
| 7 | Test Cable | EMCI | EMC104-SM-SM-7000 | 220324 | 2023/3/14 | 2024/3/13 |
| 8 | EXA Signal Analyzer | keysight | N9020B | MY57120120 | 2023/2/24 | 2024/2/23 |
| 9 | Loop Ant | Electro-Metrics | EMCI-LPA600 | 291 | 2022/9/19 | 2023/9/18 |
| 10 | Horn Antenna | RFSPIN | DRH18-E | 211202A18EN | 2023/5/12 | 2024/5/11 |
| 11 | Horn Ant | Schwarzbeck | BBHA 9170D | 1136 | 2023/5/12 | 2024/5/11 |
| 12 | Log-bicon Antenna | Schwarzbeck | VULB9168 | 1369 | 2023/5/9 | 2024/5/8 |
| 13 | 6dB Attenuator | EMCI | EMCI-N-6-06 | AT-06001 | 2023/5/9 | 2024/5/8 |
| 14 | Test Cable | EMCI | EMC101G-KM-KM-3000 | 220329 | 2023/3/14 | 2024/3/13 |
| 15 | Test Cable | EMCI | EMC102-KM-KM-1000 | 220327 | 2023/3/14 | 2024/3/13 |
| 16 | Measurement Software | EZ | EZ_EMCI (Version NB-03A1-01) | N/A | N/A | N/A |

| Bandwidth | | | | | | |
|-----------|-------------------|--------------|----------|------------|-----------------|------------------|
| Item | Kind of Equipment | Manufacturer | Type No. | Serial No. | Calibrated Date | Calibrated Until |
| 1 | Spectrum Analyzer | R&S | FSP 40 | 100129 | 2023/3/27 | 2024/3/26 |

| Output Power | | | | | | |
|--------------|-------------------|--------------|----------|------------|-----------------|------------------|
| Item | Kind of Equipment | Manufacturer | Type No. | Serial No. | Calibrated Date | Calibrated Until |
| 1 | Power Meter | Anritsu | ML2495A | 1128008 | 2023/5/12 | 2024/5/11 |
| 2 | Power Sensor | Anritsu | MA2411B | 1126001 | 2023/5/12 | 2024/5/11 |

| Power Spectral Density | | | | | | |
|------------------------|-------------------|--------------|----------|------------|-----------------|------------------|
| Item | Kind of Equipment | Manufacturer | Type No. | Serial No. | Calibrated Date | Calibrated Until |
| 1 | Spectrum Analyzer | R&S | FSP 40 | 100129 | 2023/3/27 | 2024/3/26 |

Remark: "N/A" denotes no model name, no serial no. or no calibration specified.
All calibration period of equipment list is one year.

9 EUT TEST PHOTO

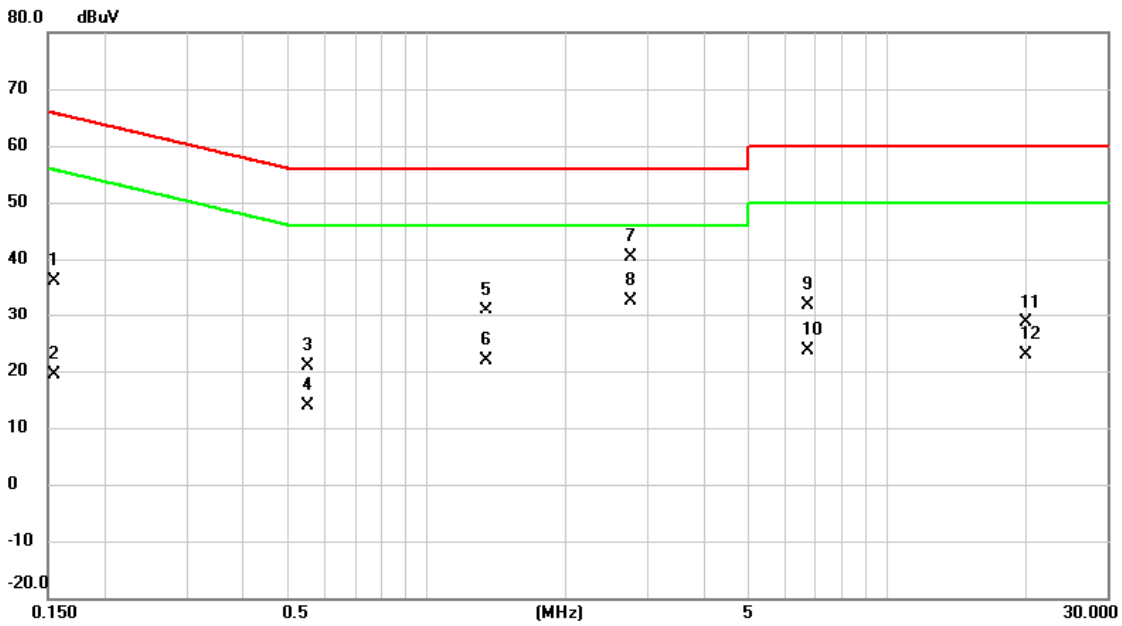
Please refer to document Appendix No.: TP-2306C197-FCCP-1 (APPENDIX-TEST PHOTOS).

10 EUT PHOTOS

Please refer to document Appendix No.: EP-2306C197-1 (APPENDIX-EUT PHOTOS).

APPENDIX A AC POWER LINE CONDUCTED EMISSIONS

| | | | |
|----------------|--------|-------------|-----------|
| Test Mode | Normal | Tested Date | 2023/7/11 |
| Test Frequency | - | Phase | Line |

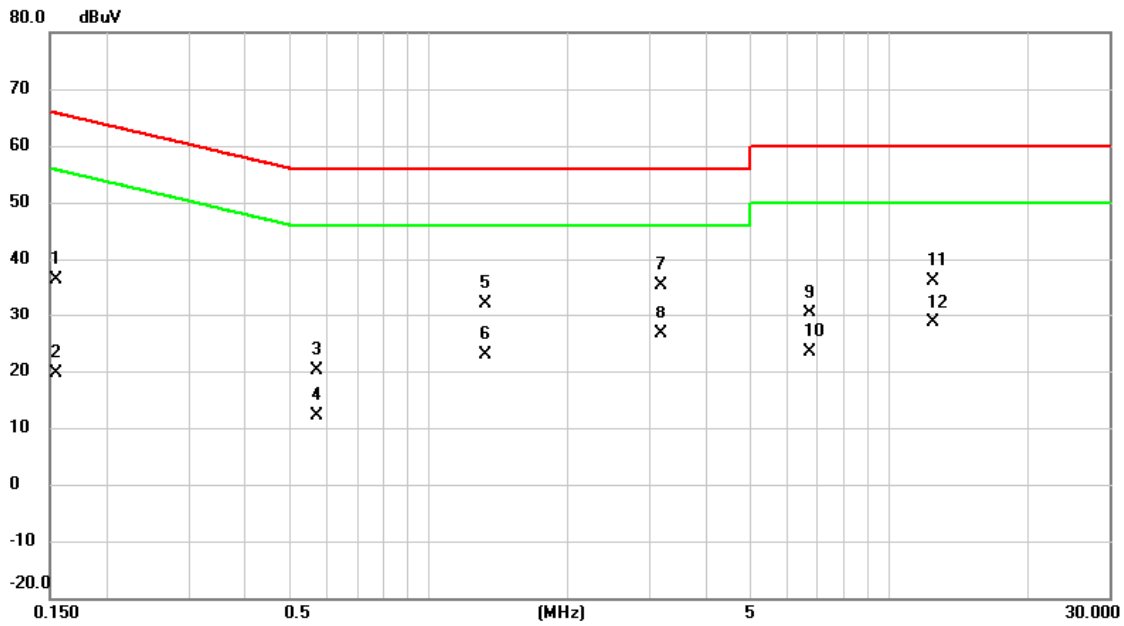


| No. | Mk. | Freq. MHz | Reading Level dBuV | Correct Factor dB | Measure- ment dBuV | Limit dBuV | Margin dB | Detector | Comment |
|-----|-----|--------------|--------------------------|-------------------------|--------------------------|---------------|--------------|----------|---------|
| 1 | | 0.1544 | 36.12 | 0.03 | 36.15 | 65.76 | -29.61 | QP | |
| 2 | | 0.1544 | 19.35 | 0.03 | 19.38 | 55.76 | -36.38 | AVG | |
| 3 | | 0.5527 | 20.85 | 0.05 | 20.90 | 56.00 | -35.10 | QP | |
| 4 | | 0.5527 | 13.95 | 0.05 | 14.00 | 46.00 | -32.00 | AVG | |
| 5 | | 1.3447 | 30.85 | 0.06 | 30.91 | 56.00 | -25.09 | QP | |
| 6 | | 1.3447 | 21.88 | 0.06 | 21.94 | 46.00 | -24.06 | AVG | |
| 7 | | 2.7577 | 40.21 | 0.11 | 40.32 | 56.00 | -15.68 | QP | |
| 8 | * | 2.7577 | 32.46 | 0.11 | 32.57 | 46.00 | -13.43 | AVG | |
| 9 | | 6.7222 | 31.67 | 0.17 | 31.84 | 60.00 | -28.16 | QP | |
| 10 | | 6.7222 | 23.39 | 0.17 | 23.56 | 50.00 | -26.44 | AVG | |
| 11 | | 20.0220 | 28.24 | 0.29 | 28.53 | 60.00 | -31.47 | QP | |
| 12 | | 20.0220 | 22.47 | 0.29 | 22.76 | 50.00 | -27.24 | AVG | |

REMARKS:

- (1) Measurement Value = Reading Level + Correct Factor.
- (2) Margin Level = Measurement Value - Limit Value.

| | | | |
|----------------|--------|-------------|-----------|
| Test Mode | Normal | Tested Date | 2023/7/11 |
| Test Frequency | - | Phase | Neutral |

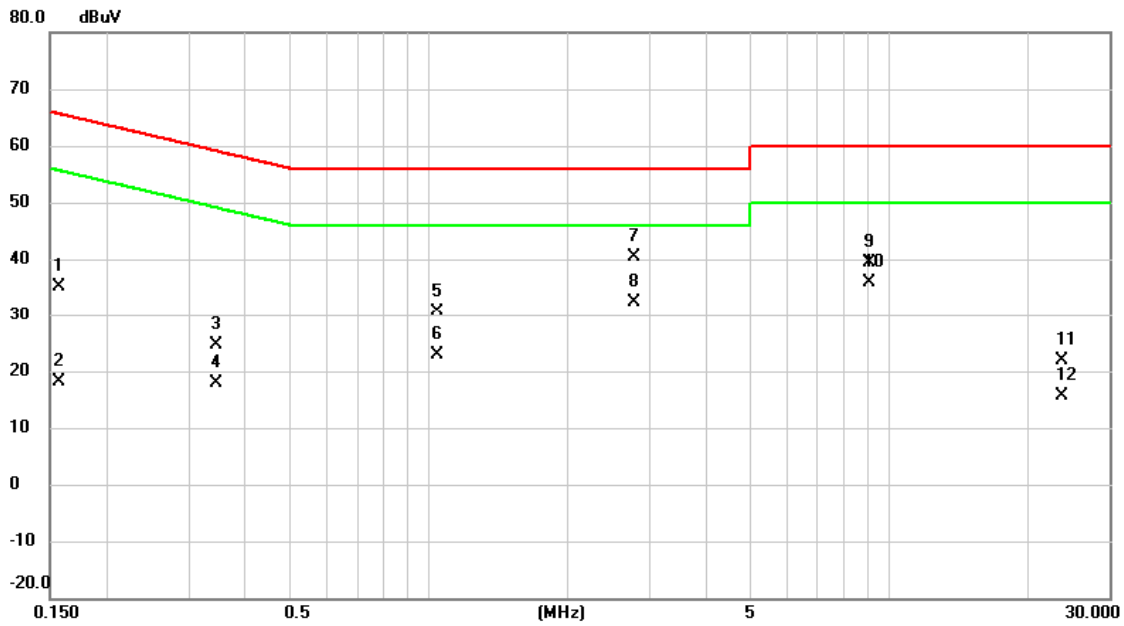


| No. | Mk. | Freq. MHz | Reading Level dBuV | Correct Factor dB | Measure- ment dBuV | Limit dBuV | Margin dB | Detector | Comment |
|-----|-----|--------------|--------------------------|-------------------------|--------------------------|---------------|--------------|----------|---------|
| 1 | | 0.1545 | 36.25 | 0.03 | 36.28 | 65.75 | -29.47 | QP | |
| 2 | | 0.1545 | 19.54 | 0.03 | 19.57 | 55.75 | -36.18 | AVG | |
| 3 | | 0.5707 | 20.01 | 0.05 | 20.06 | 56.00 | -35.94 | QP | |
| 4 | | 0.5707 | 12.03 | 0.05 | 12.08 | 46.00 | -33.92 | AVG | |
| 5 | | 1.3223 | 31.95 | 0.06 | 32.01 | 56.00 | -23.99 | QP | |
| 6 | | 1.3223 | 22.70 | 0.06 | 22.76 | 46.00 | -23.24 | AVG | |
| 7 | | 3.1830 | 35.31 | 0.11 | 35.42 | 56.00 | -20.58 | QP | |
| 8 | * | 3.1830 | 26.46 | 0.11 | 26.57 | 46.00 | -19.43 | AVG | |
| 9 | | 6.7470 | 30.18 | 0.17 | 30.35 | 60.00 | -29.65 | QP | |
| 10 | | 6.7470 | 23.15 | 0.17 | 23.32 | 50.00 | -26.68 | AVG | |
| 11 | | 12.4103 | 36.02 | 0.21 | 36.23 | 60.00 | -23.77 | QP | |
| 12 | | 12.4103 | 28.48 | 0.21 | 28.69 | 50.00 | -21.31 | AVG | |

REMARKS:

- (1) Measurement Value = Reading Level + Correct Factor.
- (2) Margin Level = Measurement Value - Limit Value.

| | | | |
|----------------|------|-------------|-----------|
| Test Mode | Idle | Tested Date | 2023/7/11 |
| Test Frequency | - | Phase | Line |

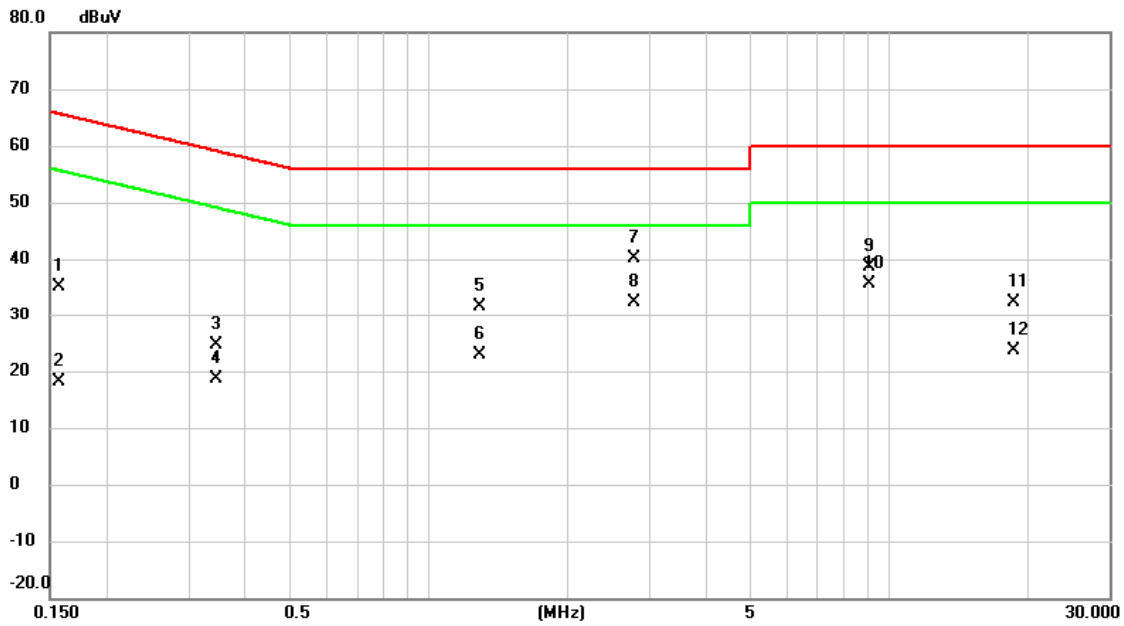


| No. | Mk. | Freq. MHz | Reading Level dBuV | Correct Factor dB | Measure- ment dBuV | Limit dBuV | Margin dB | Detector | Comment |
|-----|-----|--------------|--------------------------|-------------------------|--------------------------|---------------|--------------|----------|---------|
| 1 | | 0.1567 | 35.01 | 0.03 | 35.04 | 65.64 | -30.60 | QP | |
| 2 | | 0.1567 | 18.00 | 0.03 | 18.03 | 55.64 | -37.61 | AVG | |
| 3 | | 0.3457 | 24.67 | 0.04 | 24.71 | 59.07 | -34.36 | QP | |
| 4 | | 0.3457 | 17.79 | 0.04 | 17.83 | 49.07 | -31.24 | AVG | |
| 5 | | 1.0410 | 30.59 | 0.05 | 30.64 | 56.00 | -25.36 | QP | |
| 6 | | 1.0410 | 22.72 | 0.05 | 22.77 | 46.00 | -23.23 | AVG | |
| 7 | | 2.7870 | 40.35 | 0.11 | 40.46 | 56.00 | -15.54 | QP | |
| 8 | * | 2.7870 | 32.38 | 0.11 | 32.49 | 46.00 | -13.51 | AVG | |
| 9 | | 9.0420 | 39.15 | 0.18 | 39.33 | 60.00 | -20.67 | QP | |
| 10 | | 9.0420 | 35.76 | 0.18 | 35.94 | 50.00 | -14.06 | AVG | |
| 11 | | 23.6602 | 21.60 | 0.31 | 21.91 | 60.00 | -38.09 | QP | |
| 12 | | 23.6602 | 15.37 | 0.31 | 15.68 | 50.00 | -34.32 | AVG | |

REMARKS:

- (1) Measurement Value = Reading Level + Correct Factor.
- (2) Margin Level = Measurement Value - Limit Value.

| | | | |
|----------------|------|-------------|-----------|
| Test Mode | Idle | Tested Date | 2023/7/11 |
| Test Frequency | - | Phase | Neutral |



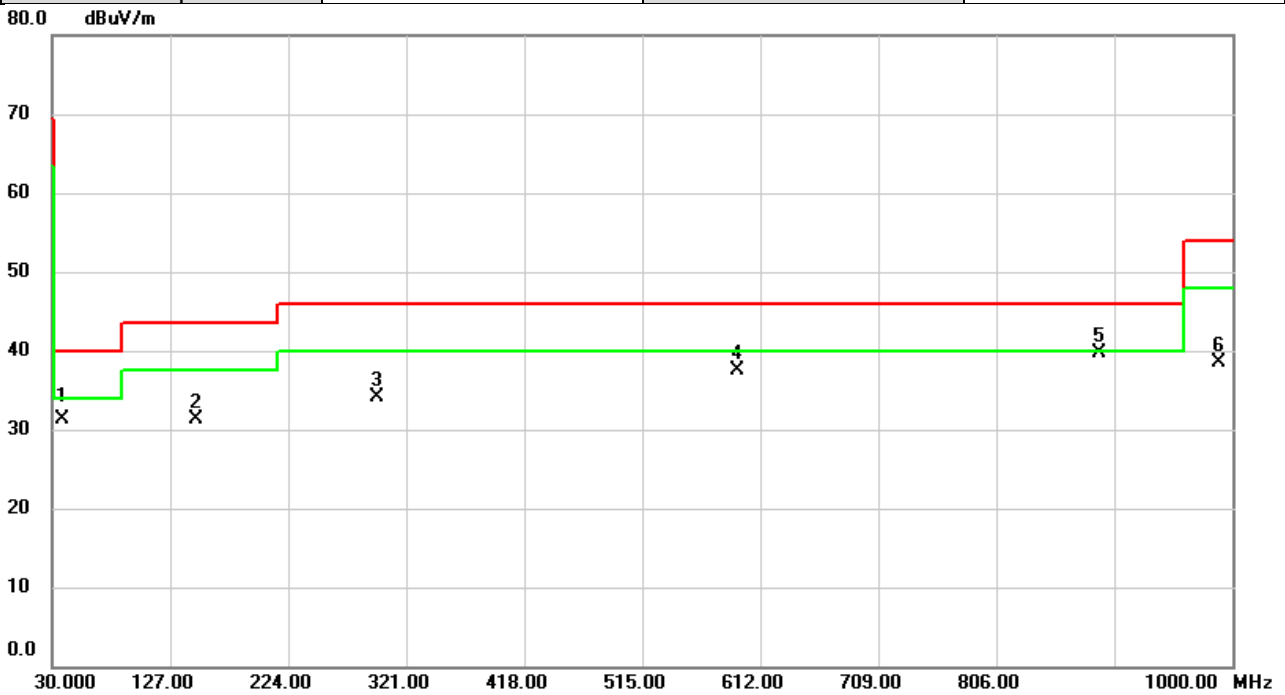
| No. | Mk. | Freq. MHz | Reading Level dBuV | Correct Factor dB | Measure- ment dBuV | Limit dBuV | Margin dB | Detector | Comment |
|-----|-----|--------------|--------------------------|-------------------------|--------------------------|---------------|--------------|----------|---------|
| 1 | | 0.1567 | 35.04 | 0.03 | 35.07 | 65.64 | -30.57 | QP | |
| 2 | | 0.1567 | 18.12 | 0.03 | 18.15 | 55.64 | -37.49 | AVG | |
| 3 | | 0.3457 | 24.67 | 0.04 | 24.71 | 59.07 | -34.36 | QP | |
| 4 | | 0.3457 | 18.68 | 0.04 | 18.72 | 49.07 | -30.35 | AVG | |
| 5 | | 1.2907 | 31.61 | 0.06 | 31.67 | 56.00 | -24.33 | QP | |
| 6 | | 1.2907 | 22.73 | 0.06 | 22.79 | 46.00 | -23.21 | AVG | |
| 7 | | 2.7870 | 39.98 | 0.11 | 40.09 | 56.00 | -15.91 | QP | |
| 8 | * | 2.7870 | 32.28 | 0.11 | 32.39 | 46.00 | -13.61 | AVG | |
| 9 | | 9.0420 | 38.56 | 0.18 | 38.74 | 60.00 | -21.26 | QP | |
| 10 | | 9.0420 | 35.54 | 0.18 | 35.72 | 50.00 | -14.28 | AVG | |
| 11 | | 18.6315 | 32.07 | 0.27 | 32.34 | 60.00 | -27.66 | QP | |
| 12 | | 18.6315 | 23.46 | 0.27 | 23.73 | 50.00 | -26.27 | AVG | |

REMARKS:

- (1) Measurement Value = Reading Level + Correct Factor.
- (2) Margin Level = Measurement Value - Limit Value.

APPENDIX B RADIATED EMISSIONS - 30 MHZ TO 1 GHZ

| | | | |
|----------------|--------------|--------------|-----------|
| Test Mode | IEEE 802.11a | Test Date | 2023/7/28 |
| Test Frequency | 5180MHz | Polarization | Vertical |
| Temp | 24°C | Hum. | 53% |

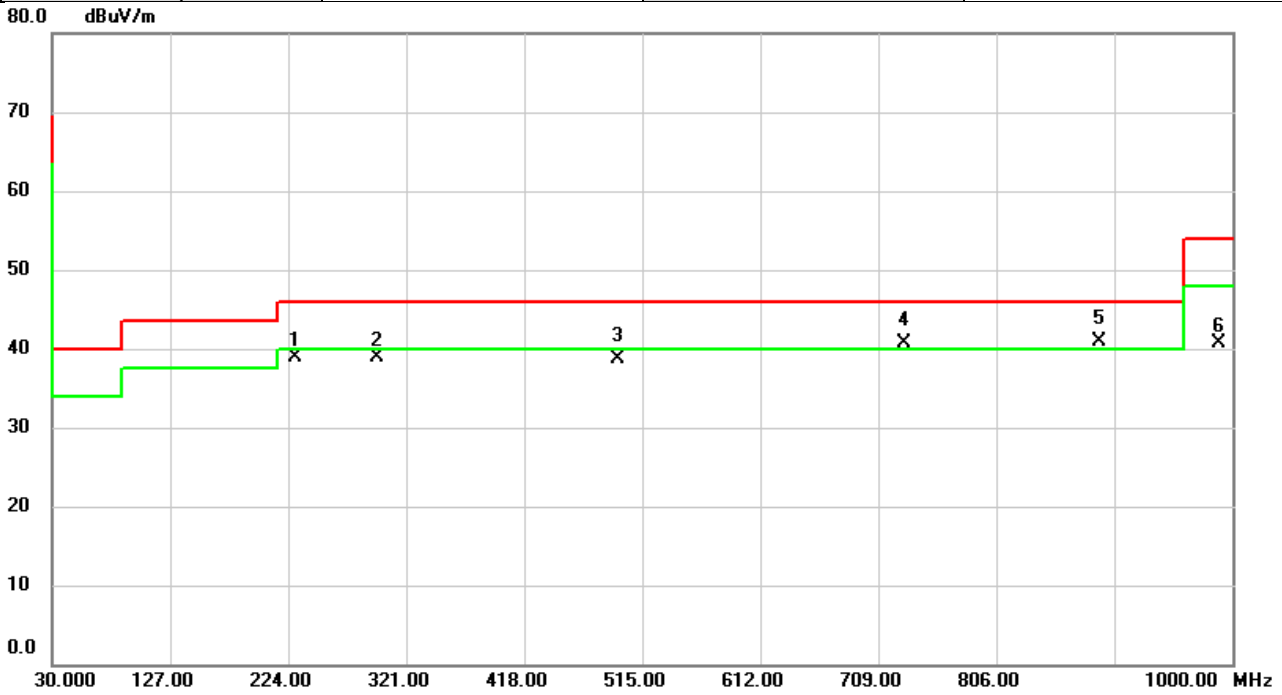


| No. | Mk. | Freq. | Reading Level | Correct Factor | Measurement | Limit | Over | Detector | Comment |
|-----|-----|----------|---------------|----------------|-------------|--------|--------|----------|---------|
| | | MHz | dBuV | dB | dBuV/m | dBuV/m | dB | | |
| 1 | | 37.8893 | 43.35 | -11.96 | 31.39 | 40.00 | -8.61 | QP | |
| 2 | | 148.3723 | 43.18 | -11.87 | 31.31 | 43.50 | -12.19 | peak | |
| 3 | | 296.7177 | 45.37 | -11.28 | 34.09 | 46.00 | -11.91 | peak | |
| 4 | | 593.4083 | 41.49 | -4.04 | 37.45 | 46.00 | -8.55 | peak | |
| 5 | * | 890.1313 | 39.23 | 0.44 | 39.67 | 46.00 | -6.33 | peak | |
| 6 | | 989.0067 | 36.89 | 1.59 | 38.48 | 54.00 | -15.52 | peak | |

REMARKS:

- (1) Measurement Value = Reading Level + Correct Factor.
- (2) Margin Level = Measurement Value - Limit Value.

| | | | |
|----------------|--------------|--------------|------------|
| Test Mode | IEEE 802.11a | Test Date | 2023/7/28 |
| Test Frequency | 5180MHz | Polarization | Horizontal |
| Temp | 24°C | Hum. | 53% |



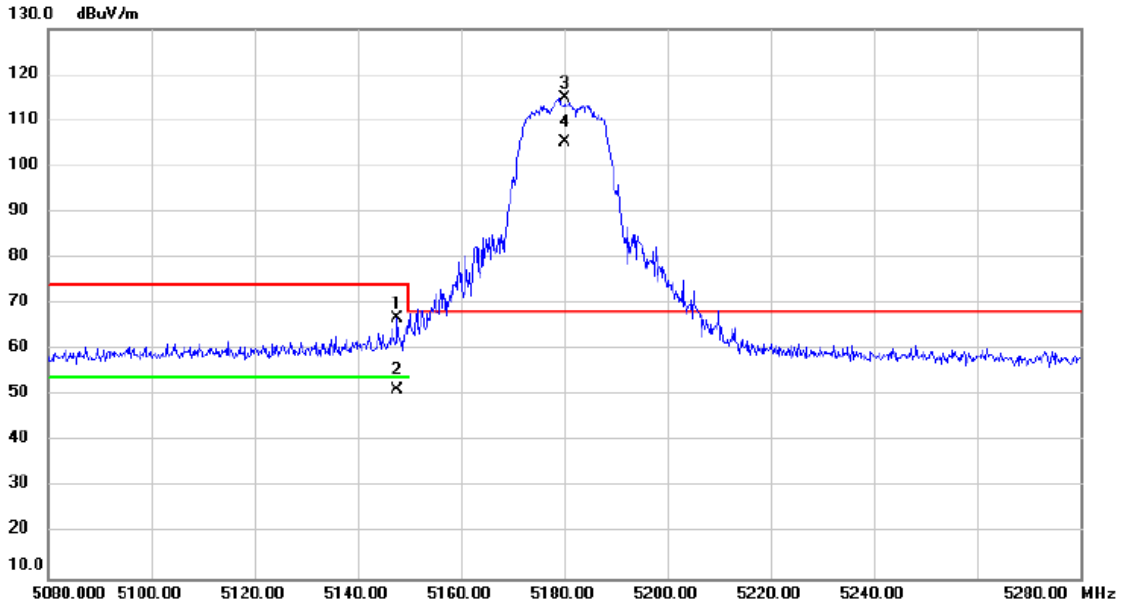
| No. | Mk. | Freq. | Reading Level | Correct Factor | Measurement | Limit | Over | Detector | Comment |
|-----|-----|----------|---------------|----------------|-------------|--------|--------|----------|---------|
| | | MHz | dBuV | dB | dBuV/m | dBuV/m | dB | | |
| 1 | | 230.1757 | 53.31 | -14.50 | 38.81 | 46.00 | -7.19 | peak | |
| 2 | | 296.6853 | 50.15 | -11.28 | 38.87 | 46.00 | -7.13 | peak | |
| 3 | | 494.4683 | 45.02 | -6.33 | 38.69 | 46.00 | -7.31 | QP | |
| 4 | | 730.3076 | 42.57 | -1.81 | 40.76 | 46.00 | -5.24 | QP | |
| 5 | * | 890.1313 | 40.40 | 0.44 | 40.84 | 46.00 | -5.16 | QP | |
| 6 | | 989.1037 | 39.02 | 1.59 | 40.61 | 54.00 | -13.39 | peak | |

REMARKS:

- (1) Measurement Value = Reading Level + Correct Factor.
- (2) Margin Level = Measurement Value - Limit Value.

APPENDIX C RADIATED EMISSIONS - ABOVE 1 GHZ

| | | | |
|----------------|--------------|--------------|------------|
| Test Mode | IEEE 802.11a | Test Date | 2023/8/4 |
| Test Frequency | 5180MHz | Polarization | Horizontal |
| Temp | 22°C | Hum. | 51% |

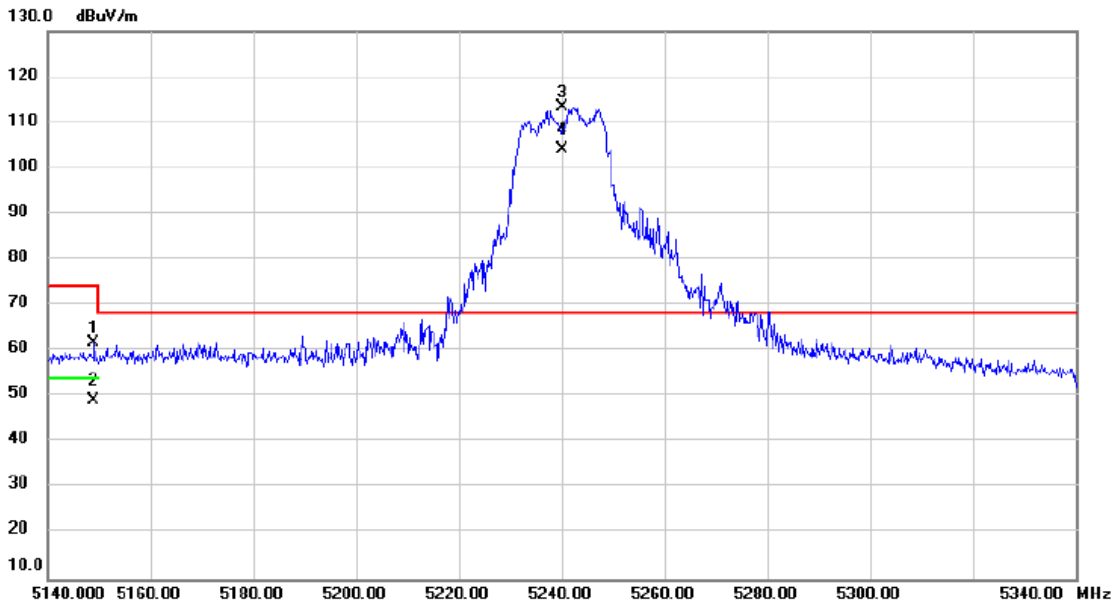


| No. Mk. | Freq. MHz | Reading Level dBuV | Correct Factor dB | Measurement dBuV/m | Limit dBuV/m | Over dB | Detector | Comment |
|---------|-----------|--------------------|-------------------|--------------------|--------------|---------|----------|----------|
| 1 | 5147.653 | 65.71 | 1.15 | 66.86 | 74.00 | -7.14 | peak | |
| 2 | 5147.653 | 50.09 | 1.15 | 51.24 | 54.00 | -2.76 | AVG | |
| 3 * | 5180.000 | 113.60 | 1.16 | 114.76 | 68.20 | 46.56 | peak | No Limit |
| 4 X | 5180.000 | 103.96 | 1.16 | 105.12 | 68.20 | 36.92 | AVG | No Limit |

REMARKS:

- (1) Measurement Value = Reading Level + Correct Factor.
- (2) Margin Level = Measurement Value - Limit Value.

| | | | |
|----------------|--------------|--------------|------------|
| Test Mode | IEEE 802.11a | Test Date | 2023/8/4 |
| Test Frequency | 5240MHz | Polarization | Horizontal |
| Temp | 22°C | Hum. | 51% |

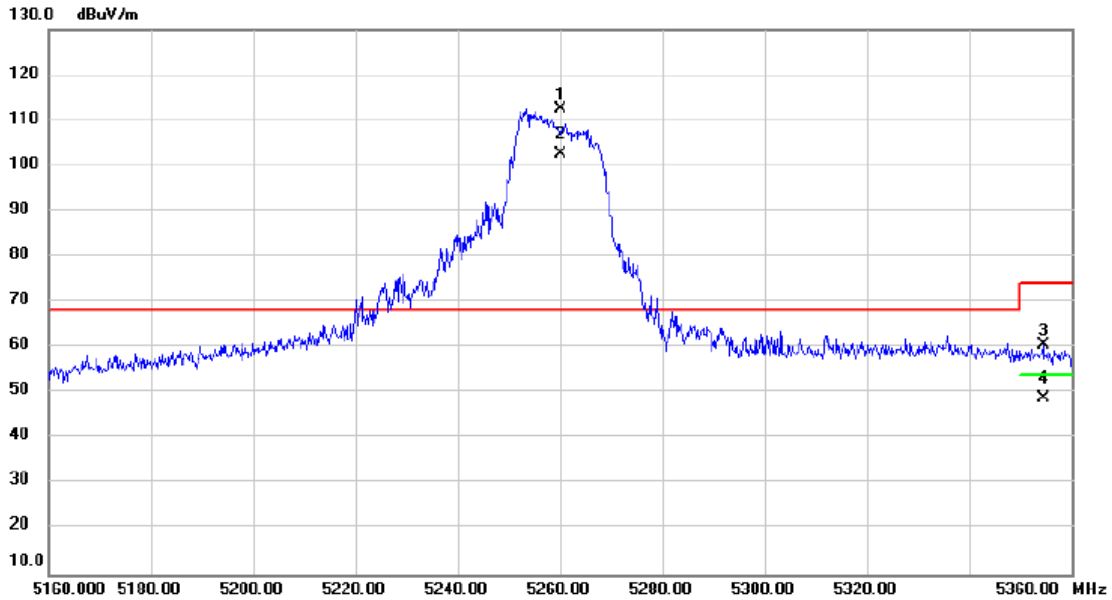


| No. | Mk. | Freq. MHz | Reading Level dBuV | Correct Factor dB | Measure- ment dBuV/m | Limit dBuV/m | Over dB | Detector | Comment |
|-----|-----|--------------|--------------------------|-------------------------|----------------------------|-----------------|------------|----------|----------|
| 1 | | 5149.047 | 60.66 | 1.15 | 61.81 | 74.00 | -12.19 | peak | |
| 2 | | 5149.047 | 48.13 | 1.15 | 49.28 | 54.00 | -4.72 | AVG | |
| 3 | * | 5240.000 | 112.05 | 1.17 | 113.22 | 68.20 | 45.02 | peak | No Limit |
| 4 | X | 5240.000 | 102.94 | 1.17 | 104.11 | 68.20 | 35.91 | AVG | No Limit |

REMARKS:

- (1) Measurement Value = Reading Level + Correct Factor.
- (2) Margin Level = Measurement Value - Limit Value.

| | | | |
|----------------|--------------|--------------|------------|
| Test Mode | IEEE 802.11a | Test Date | 2023/8/4 |
| Test Frequency | 5260MHz | Polarization | Horizontal |
| Temp | 22°C | Hum. | 51% |

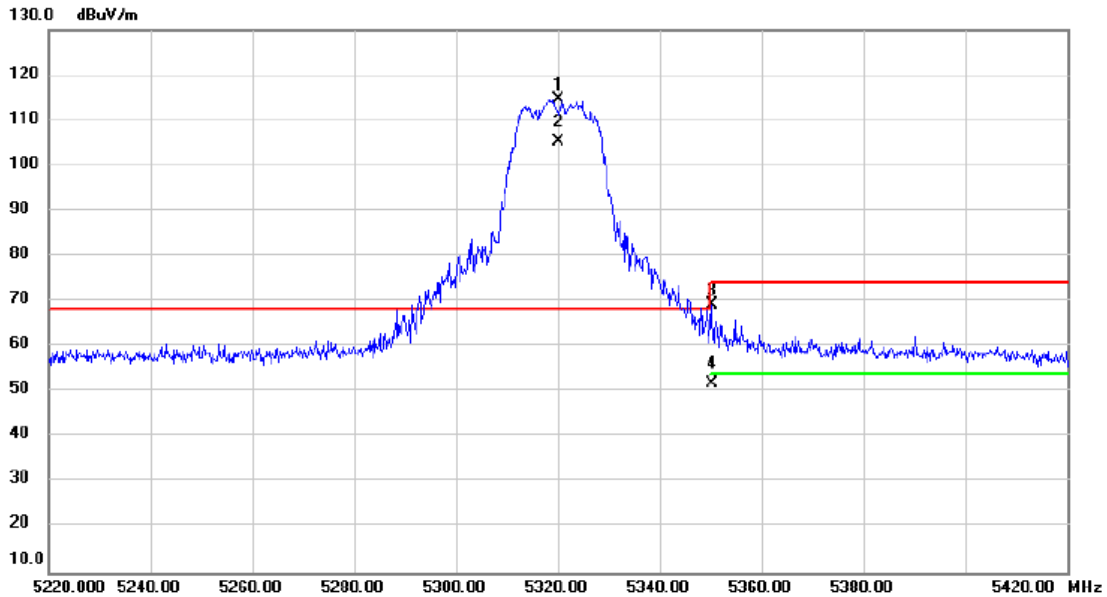


| No. | Mk. | Freq. MHz | Reading Level dBuV | Correct Factor dB | Measure- ment dBuV/m | Limit dBuV/m | Over dB | Detector | Comment |
|-----|-----|--------------|--------------------------|-------------------------|----------------------------|-----------------|------------|----------|----------|
| 1 | * | 5260.000 | 111.24 | 1.19 | 112.43 | 68.20 | 44.23 | peak | No Limit |
| 2 | X | 5260.000 | 101.24 | 1.19 | 102.43 | 68.20 | 34.23 | AVG | No Limit |
| 3 | | 5354.460 | 59.25 | 1.21 | 60.46 | 74.00 | -13.54 | peak | |
| 4 | | 5354.460 | 47.70 | 1.21 | 48.91 | 54.00 | -5.09 | AVG | |

REMARKS:

- (1) Measurement Value = Reading Level + Correct Factor.
- (2) Margin Level = Measurement Value - Limit Value.

| | | | |
|----------------|--------------|--------------|------------|
| Test Mode | IEEE 802.11a | Test Date | 2023/8/4 |
| Test Frequency | 5320MHz | Polarization | Horizontal |
| Temp | 22°C | Hum. | 51% |

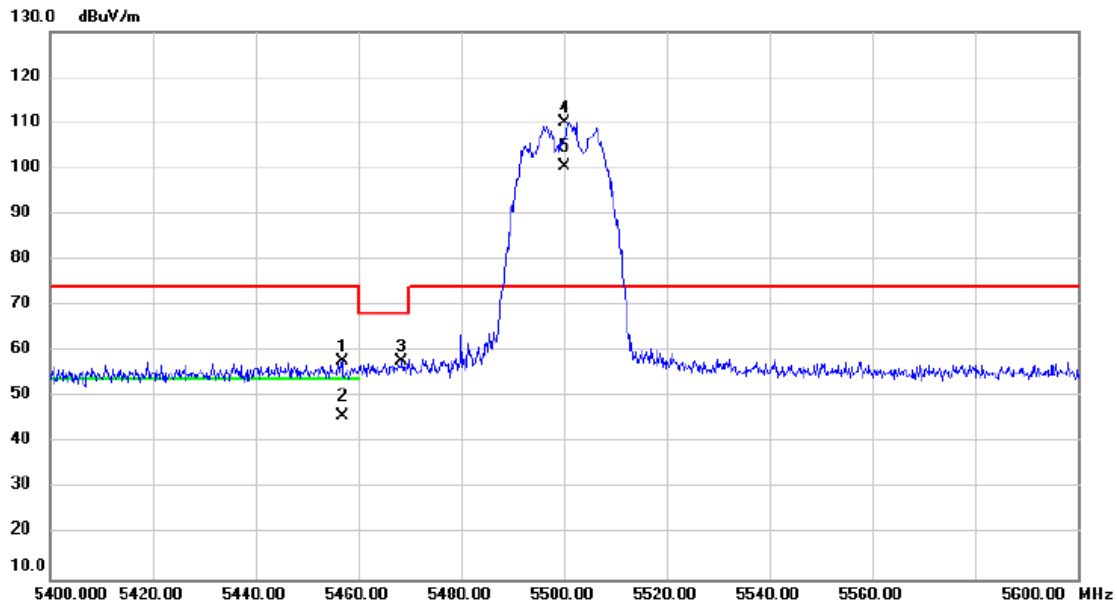


| No. | Mk. | Freq. MHz | Reading Level dBuV | Correct Factor dB | Measure- ment dBuV/m | Limit dBuV/m | Over dB | Detector | Comment |
|-----|-----|--------------|--------------------------|-------------------------|----------------------------|-----------------|------------|----------|----------|
| 1 | * | 5320.000 | 113.38 | 1.20 | 114.58 | 68.20 | 46.38 | peak | No Limit |
| 2 | X | 5320.000 | 104.11 | 1.20 | 105.31 | 68.20 | 37.11 | AVG | No Limit |
| 3 | | 5350.147 | 67.96 | 1.21 | 69.17 | 74.00 | -4.83 | peak | |
| 4 | | 5350.147 | 50.54 | 1.21 | 51.75 | 54.00 | -2.25 | AVG | |

REMARKS:

- (1) Measurement Value = Reading Level + Correct Factor.
- (2) Margin Level = Measurement Value - Limit Value.

| | | | |
|----------------|--------------|--------------|------------|
| Test Mode | IEEE 802.11a | Test Date | 2023/8/7 |
| Test Frequency | 5500MHz | Polarization | Horizontal |
| Temp | 28°C | Hum. | 60% |

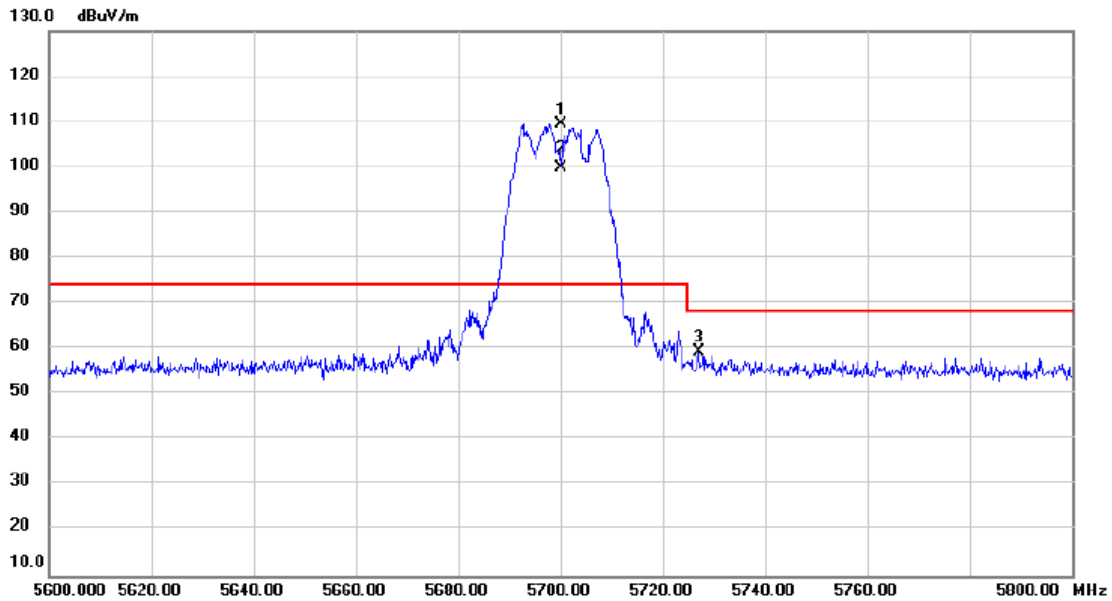


| No. | Mk. | Freq. MHz | Reading Level dBuV | Correct Factor dB | Measure- ment dBuV/m | Limit dBuV/m | Over dB | Detector | Comment |
|-----|-----|--------------|--------------------------|-------------------------|----------------------------|-----------------|------------|----------|----------|
| 1 | | 5456.807 | 56.49 | 1.23 | 57.72 | 74.00 | -16.28 | peak | |
| 2 | | 5456.807 | 44.70 | 1.23 | 45.93 | 54.00 | -8.07 | AVG | |
| 3 | | 5468.533 | 56.72 | 1.24 | 57.96 | 68.20 | -10.24 | peak | |
| 4 | * | 5500.000 | 108.95 | 1.25 | 110.20 | 74.00 | 36.20 | peak | No Limit |
| 5 | X | 5500.000 | 99.29 | 1.25 | 100.54 | 74.00 | 26.54 | AVG | No Limit |

REMARKS:

- (1) Measurement Value = Reading Level + Correct Factor.
- (2) Margin Level = Measurement Value - Limit Value.

| | | | |
|----------------|--------------|--------------|------------|
| Test Mode | IEEE 802.11a | Test Date | 2023/8/7 |
| Test Frequency | 5700MHz | Polarization | Horizontal |
| Temp | 28°C | Hum. | 60% |

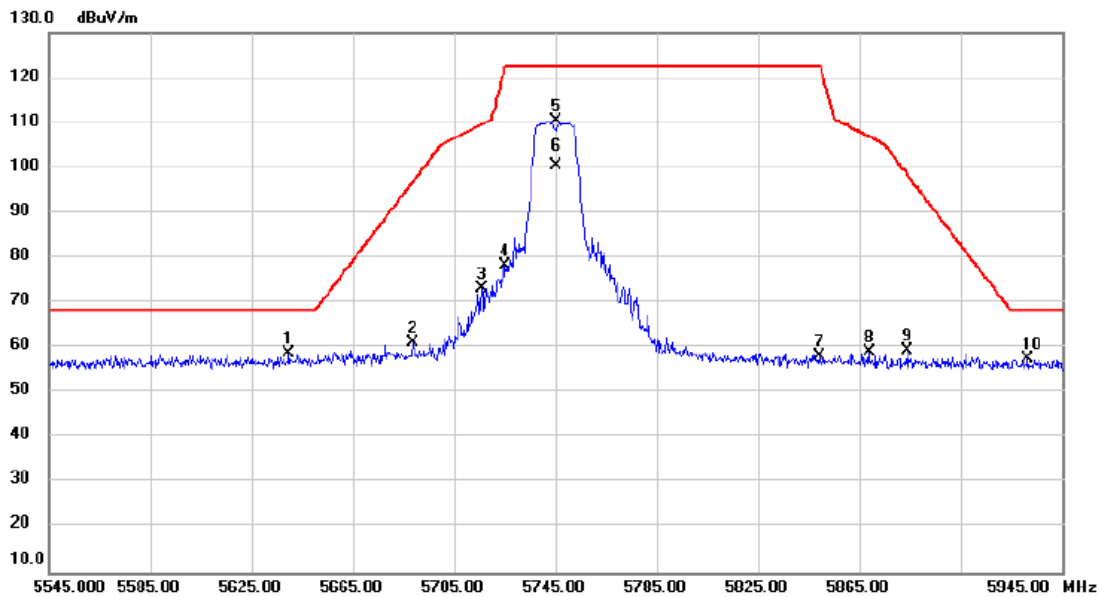


| No. | Mk. | Freq. MHz | Reading Level dBuV | Correct Factor dB | Measure- ment dBuV/m | Limit dBuV/m | Over dB | Detector | Comment |
|-----|-----|--------------|--------------------------|-------------------------|----------------------------|-----------------|------------|----------|----------|
| 1 | * | 5700.000 | 107.72 | 1.73 | 109.45 | 74.00 | 35.45 | peak | No Limit |
| 2 | X | 5700.000 | 97.99 | 1.73 | 99.72 | 74.00 | 25.72 | AVG | No Limit |
| 3 | | 5726.980 | 57.61 | 1.80 | 59.41 | 68.20 | -8.79 | peak | |

REMARKS:

- (1) Measurement Value = Reading Level + Correct Factor.
- (2) Margin Level = Measurement Value - Limit Value.

| | | | |
|----------------|--------------|--------------|------------|
| Test Mode | IEEE 802.11a | Test Date | 2023/7/25 |
| Test Frequency | 5745MHz | Polarization | Horizontal |
| Temp | 27°C | Hum. | 60% |

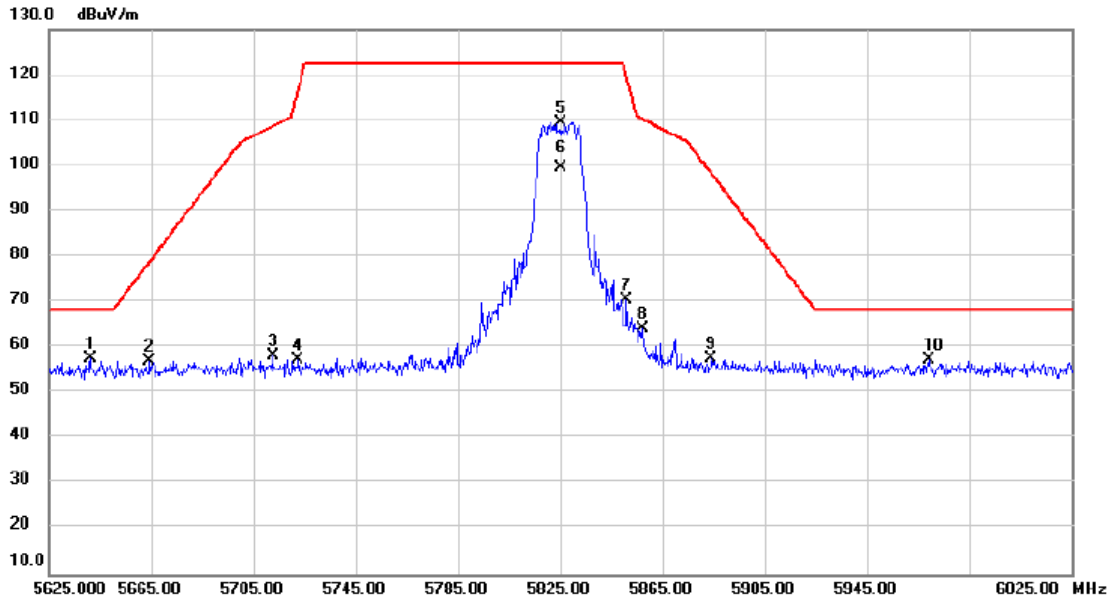


| No. | Mk. | Freq. MHz | Reading Level dBuV | Correct Factor dB | Measure- ment dBuV/m | Limit dBuV/m | Over dB | Detector | Comment |
|-----|-----|--------------|--------------------------|-------------------------|----------------------------|-----------------|------------|----------|----------|
| 1 | * | 5639.853 | 57.12 | 1.59 | 58.71 | 68.20 | -9.49 | peak | |
| 2 | | 5688.853 | 59.48 | 1.71 | 61.19 | 96.98 | -35.79 | peak | |
| 3 | | 5715.933 | 71.43 | 1.78 | 73.21 | 109.66 | -36.45 | peak | |
| 4 | | 5725.173 | 76.53 | 1.80 | 78.33 | 122.20 | -43.87 | peak | |
| 5 | | 5745.000 | 108.59 | 1.84 | 110.43 | 122.20 | -11.77 | peak | No Limit |
| 6 | | 5745.000 | 98.61 | 1.84 | 100.45 | 122.20 | -21.75 | AVG | No Limit |
| 7 | | 5849.293 | 56.02 | 2.10 | 58.12 | 122.20 | -64.08 | peak | |
| 8 | | 5868.867 | 56.95 | 2.14 | 59.09 | 106.92 | -47.83 | peak | |
| 9 | | 5884.053 | 57.31 | 2.17 | 59.48 | 98.48 | -39.00 | peak | |
| 10 | | 5931.453 | 55.15 | 2.29 | 57.44 | 68.20 | -10.76 | peak | |

REMARKS:

- (1) Measurement Value = Reading Level + Correct Factor.
- (2) Margin Level = Measurement Value - Limit Value.

| | | | |
|----------------|--------------|--------------|------------|
| Test Mode | IEEE 802.11a | Test Date | 2023/7/25 |
| Test Frequency | 5825MHz | Polarization | Horizontal |
| Temp | 27°C | Hum. | 60% |

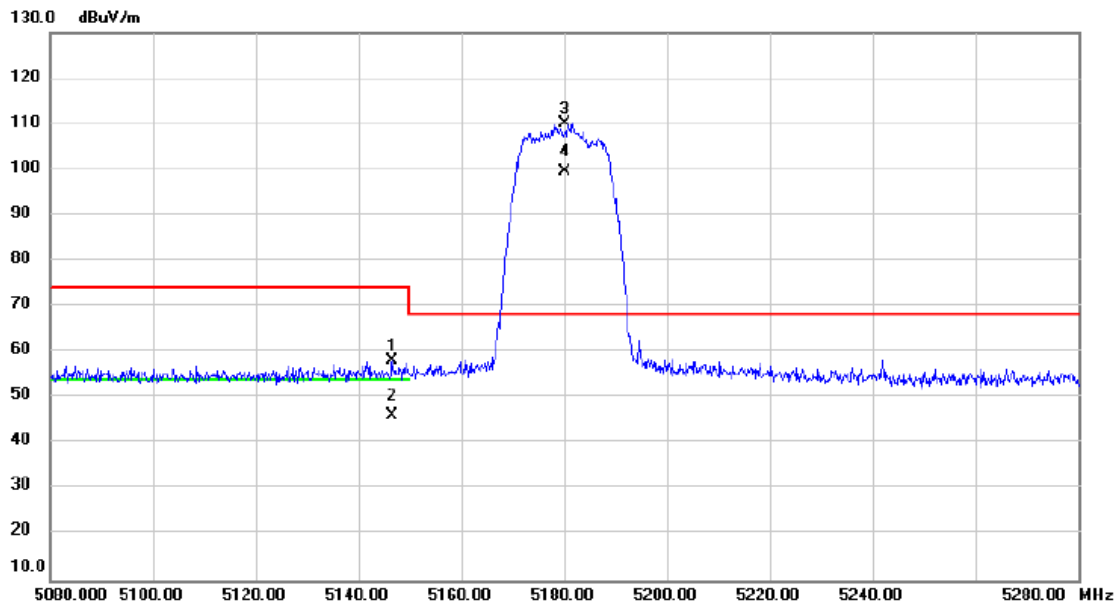


| No. | Mk. | Freq. MHz | Reading Level dBuV | Correct Factor dB | Measure- ment dBuV/m | Limit dBuV/m | Over dB | Detector | Comment |
|-----|-----|--------------|--------------------------|-------------------------|----------------------------|-----------------|------------|----------|----------|
| 1 | * | 5641.027 | 55.85 | 1.59 | 57.44 | 68.20 | -10.76 | peak | |
| 2 | | 5664.240 | 55.20 | 1.66 | 56.86 | 78.77 | -21.91 | peak | |
| 3 | | 5712.507 | 56.34 | 1.77 | 58.11 | 108.70 | -50.59 | peak | |
| 4 | | 5722.413 | 55.34 | 1.79 | 57.13 | 116.30 | -59.17 | peak | |
| 5 | | 5825.000 | 107.47 | 2.03 | 109.50 | 122.20 | -12.70 | peak | No Limit |
| 6 | | 5825.000 | 97.48 | 2.03 | 99.51 | 122.20 | -22.69 | AVG | No Limit |
| 7 | | 5851.093 | 68.26 | 2.10 | 70.36 | 119.71 | -49.35 | peak | |
| 8 | | 5857.040 | 62.04 | 2.11 | 64.15 | 110.23 | -46.08 | peak | |
| 9 | | 5883.840 | 55.30 | 2.17 | 57.47 | 98.64 | -41.17 | peak | |
| 10 | | 5969.360 | 54.87 | 2.38 | 57.25 | 68.20 | -10.95 | peak | |

REMARKS:

- (1) Measurement Value = Reading Level + Correct Factor.
- (2) Margin Level = Measurement Value - Limit Value.

| | | | |
|----------------|---------------------|--------------|------------|
| Test Mode | IEEE 802.11n (HT20) | Test Date | 2023/8/7 |
| Test Frequency | 5180MHz | Polarization | Horizontal |
| Temp | 28°C | Hum. | 60% |

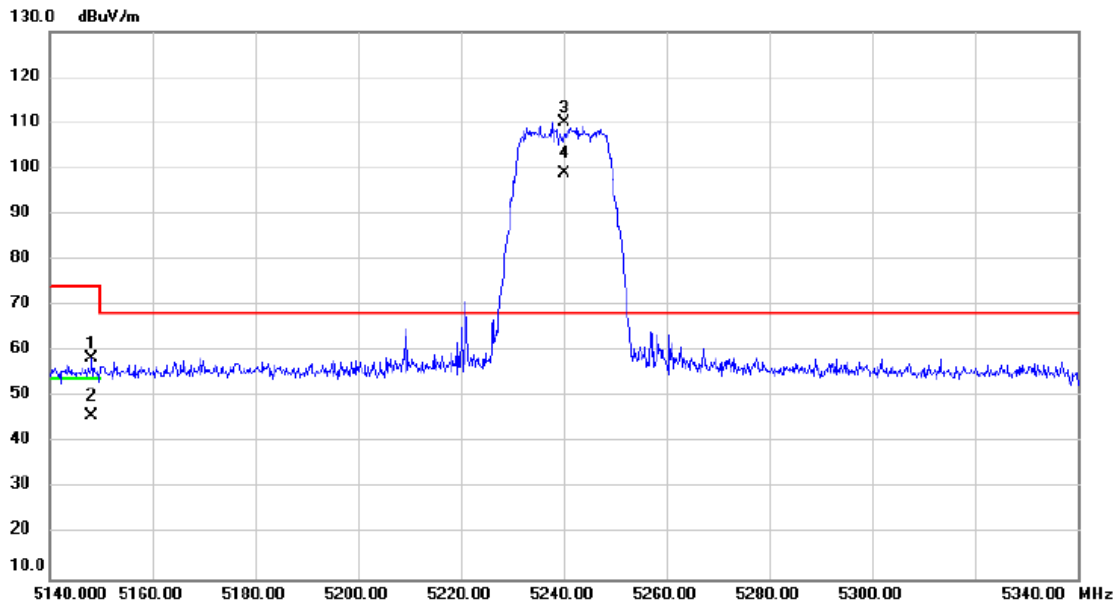


| No. | Mk. | Freq. MHz | Reading Level dBuV | Correct Factor dB | Measure- ment dBuV/m | Limit dBuV/m | Over dB | Detector | Comment |
|-----|-----|--------------|--------------------------|-------------------------|----------------------------|-----------------|------------|----------|----------|
| 1 | | 5146.407 | 57.14 | 1.15 | 58.29 | 74.00 | -15.71 | peak | |
| 2 | | 5146.407 | 44.96 | 1.15 | 46.11 | 54.00 | -7.89 | AVG | |
| 3 | * | 5180.000 | 108.89 | 1.16 | 110.05 | 68.20 | 41.85 | peak | No Limit |
| 4 | X | 5180.000 | 98.42 | 1.16 | 99.58 | 68.20 | 31.38 | AVG | No Limit |

REMARKS:

- (1) Measurement Value = Reading Level + Correct Factor.
- (2) Margin Level = Measurement Value - Limit Value.

| | | | |
|----------------|---------------------|--------------|------------|
| Test Mode | IEEE 802.11n (HT20) | Test Date | 2023/8/7 |
| Test Frequency | 5240MHz | Polarization | Horizontal |
| Temp | 28°C | Hum. | 60% |

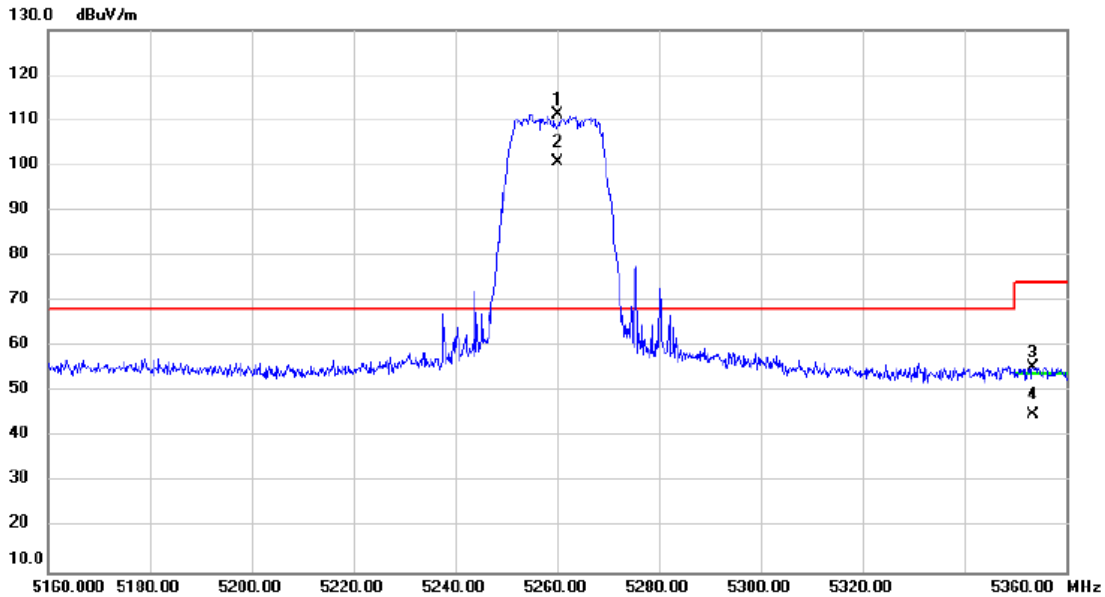


| No. | Mk. | Freq. MHz | Reading Level dBuV | Correct Factor dB | Measure- ment dBuV/m | Limit dBuV/m | Over dB | Detector | Comment |
|-----|-----|--------------|--------------------------|-------------------------|----------------------------|-----------------|------------|----------|----------|
| 1 | | 5148.260 | 57.31 | 1.15 | 58.46 | 74.00 | -15.54 | peak | |
| 2 | | 5148.260 | 44.85 | 1.15 | 46.00 | 54.00 | -8.00 | AVG | |
| 3 | * | 5240.000 | 108.95 | 1.17 | 110.12 | 68.20 | 41.92 | peak | No Limit |
| 4 | X | 5240.000 | 97.76 | 1.17 | 98.93 | 68.20 | 30.73 | AVG | No Limit |

REMARKS:

- (1) Measurement Value = Reading Level + Correct Factor.
- (2) Margin Level = Measurement Value - Limit Value.

| | | | |
|----------------|---------------------|--------------|------------|
| Test Mode | IEEE 802.11n (HT20) | Test Date | 2023/8/7 |
| Test Frequency | 5260MHz | Polarization | Horizontal |
| Temp | 28°C | Hum. | 60% |

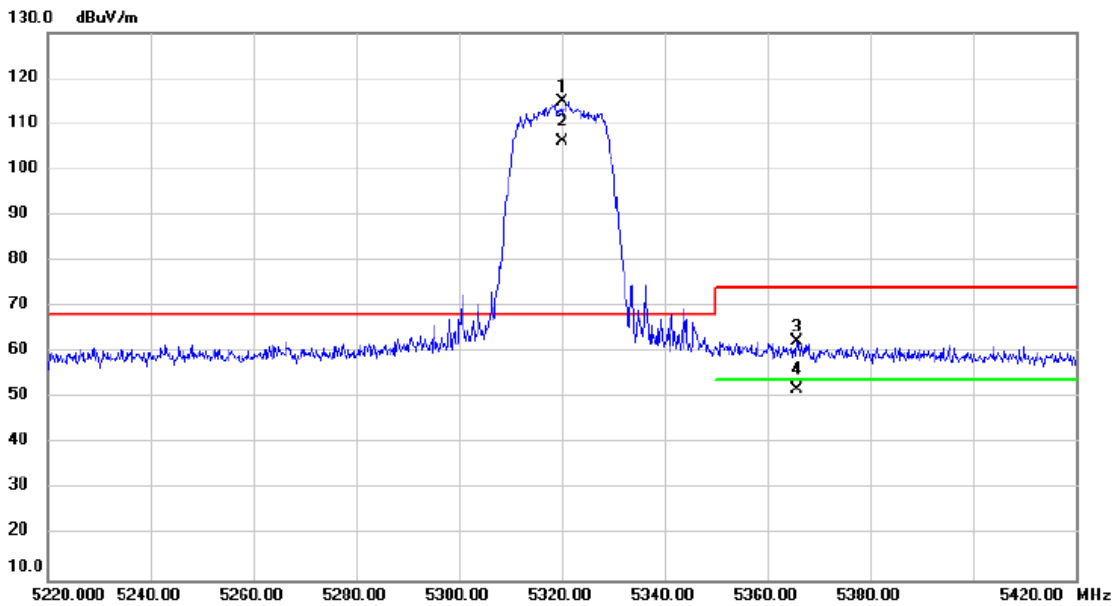


| No. | Mk. | Freq. | Reading Level | Correct Factor | Measurement | Limit | Over | Detector | Comment |
|-----|-----|----------|---------------|----------------|-------------|--------|--------|----------|----------|
| | | MHz | dBuV | dB | dBuV/m | dBuV/m | dB | | |
| 1 | * | 5260.000 | 110.18 | 1.19 | 111.37 | 68.20 | 43.17 | peak | No Limit |
| 2 | X | 5260.000 | 99.51 | 1.19 | 100.70 | 68.20 | 32.50 | AVG | No Limit |
| 3 | | 5353.473 | 54.28 | 1.21 | 55.49 | 74.00 | -18.51 | peak | |
| 4 | | 5353.473 | 43.79 | 1.21 | 45.00 | 54.00 | -9.00 | AVG | |

REMARKS:

- (1) Measurement Value = Reading Level + Correct Factor.
- (2) Margin Level = Measurement Value - Limit Value.

| | | | |
|----------------|---------------------|--------------|------------|
| Test Mode | IEEE 802.11n (HT20) | Test Date | 2023/8/10 |
| Test Frequency | 5320MHz | Polarization | Horizontal |
| Temp | 25°C | Hum. | 51% |

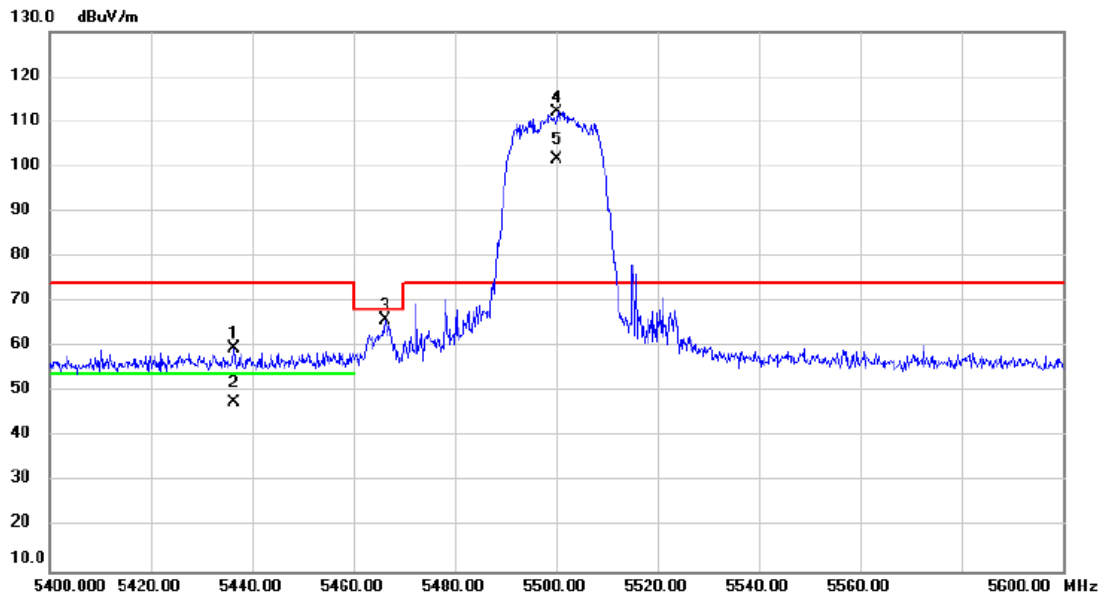


| No. | Mk. | Freq. | Reading Level | Correct Factor | Measurement | Limit | Over | Detector | Comment |
|-----|-----|----------|---------------|----------------|-------------|--------|--------|----------|----------|
| | | MHz | dBuV | dB | dBuV/m | dBuV/m | dB | | |
| 1 | * | 5320.000 | 113.62 | 1.20 | 114.82 | 68.20 | 46.62 | peak | No Limit |
| 2 | X | 5320.000 | 104.83 | 1.20 | 106.03 | 68.20 | 37.83 | AVG | No Limit |
| 3 | | 5365.680 | 61.24 | 1.21 | 62.45 | 74.00 | -11.55 | peak | |
| 4 | | 5365.680 | 50.57 | 1.21 | 51.78 | 54.00 | -2.22 | AVG | |

REMARKS:

- (1) Measurement Value = Reading Level + Correct Factor.
- (2) Margin Level = Measurement Value - Limit Value.

| | | | |
|----------------|---------------------|--------------|------------|
| Test Mode | IEEE 802.11n (HT20) | Test Date | 2023/8/10 |
| Test Frequency | 5500MHz | Polarization | Horizontal |
| Temp | 25°C | Hum. | 51% |

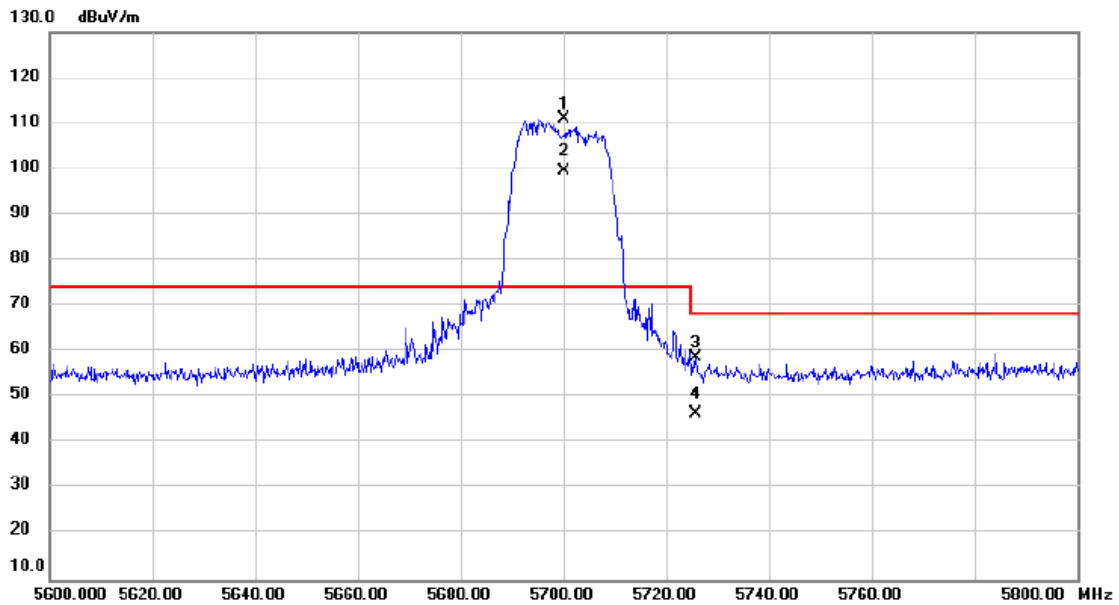


| No. | Mk. | Freq. MHz | Reading Level dBuV | Correct Factor dB | Measure- ment dBuV/m | Limit dBuV/m | Over dB | Detector | Comment |
|-----|-----|--------------|--------------------------|-------------------------|----------------------------|-----------------|------------|----------|----------|
| 1 | | 5436.407 | 58.41 | 1.23 | 59.64 | 74.00 | -14.36 | peak | |
| 2 | | 5436.407 | 46.38 | 1.23 | 47.61 | 54.00 | -6.39 | AVG | |
| 3 | | 5466.340 | 64.64 | 1.24 | 65.88 | 68.20 | -2.32 | peak | |
| 4 | * | 5500.000 | 110.89 | 1.25 | 112.14 | 74.00 | 38.14 | peak | No Limit |
| 5 | X | 5500.000 | 100.42 | 1.25 | 101.67 | 74.00 | 27.67 | AVG | No Limit |

REMARKS:

- (1) Measurement Value = Reading Level + Correct Factor.
- (2) Margin Level = Measurement Value - Limit Value.

| | | | |
|----------------|---------------------|--------------|------------|
| Test Mode | IEEE 802.11n (HT20) | Test Date | 2023/8/7 |
| Test Frequency | 5700MHz | Polarization | Horizontal |
| Temp | 28°C | Hum. | 60% |

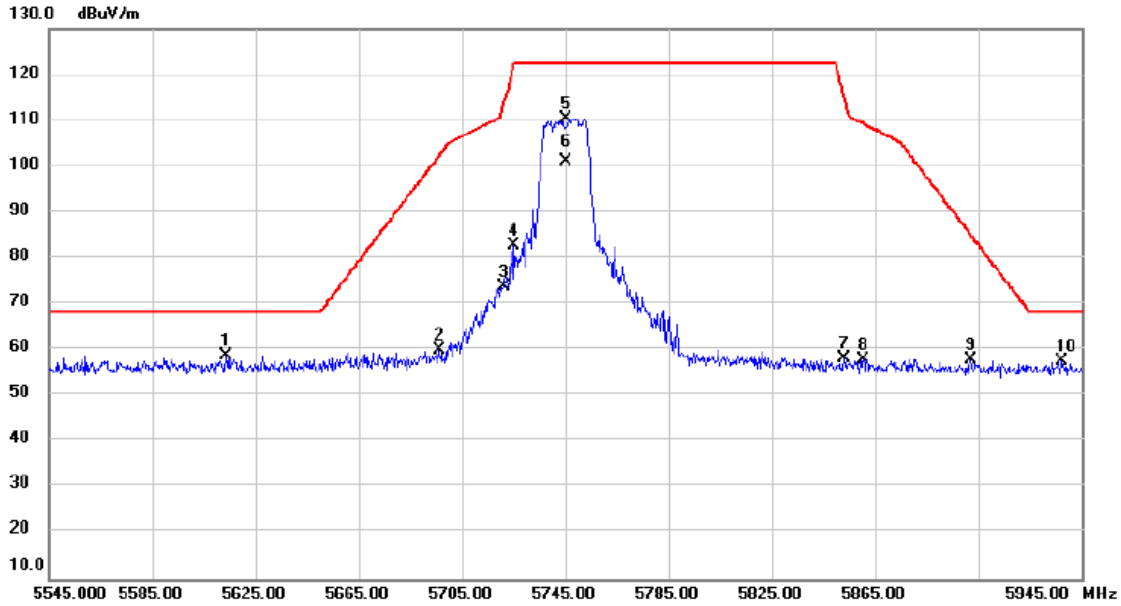


| No. | Mk. | Freq. MHz | Reading Level dBuV | Correct Factor dB | Measure- ment dBuV/m | Limit dBuV/m | Over dB | Detector | Comment |
|-----|-----|--------------|--------------------------|-------------------------|----------------------------|-----------------|------------|----------|----------|
| 1 | * | 5700.000 | 109.15 | 1.73 | 110.88 | 74.00 | 36.88 | peak | No Limit |
| 2 | X | 5700.000 | 97.85 | 1.73 | 99.58 | 74.00 | 25.58 | AVG | No Limit |
| 3 | | 5725.727 | 56.98 | 1.80 | 58.78 | 68.20 | -9.42 | peak | |
| 4 | | 5725.727 | 44.71 | 1.80 | 46.51 | 68.20 | -21.69 | AVG | |

REMARKS:

- (1) Measurement Value = Reading Level + Correct Factor.
- (2) Margin Level = Measurement Value - Limit Value.

| | | | |
|----------------|---------------------|--------------|------------|
| Test Mode | IEEE 802.11n (HT20) | Test Date | 2023/7/25 |
| Test Frequency | 5745MHz | Polarization | Horizontal |
| Temp | 27°C | Hum. | 60% |

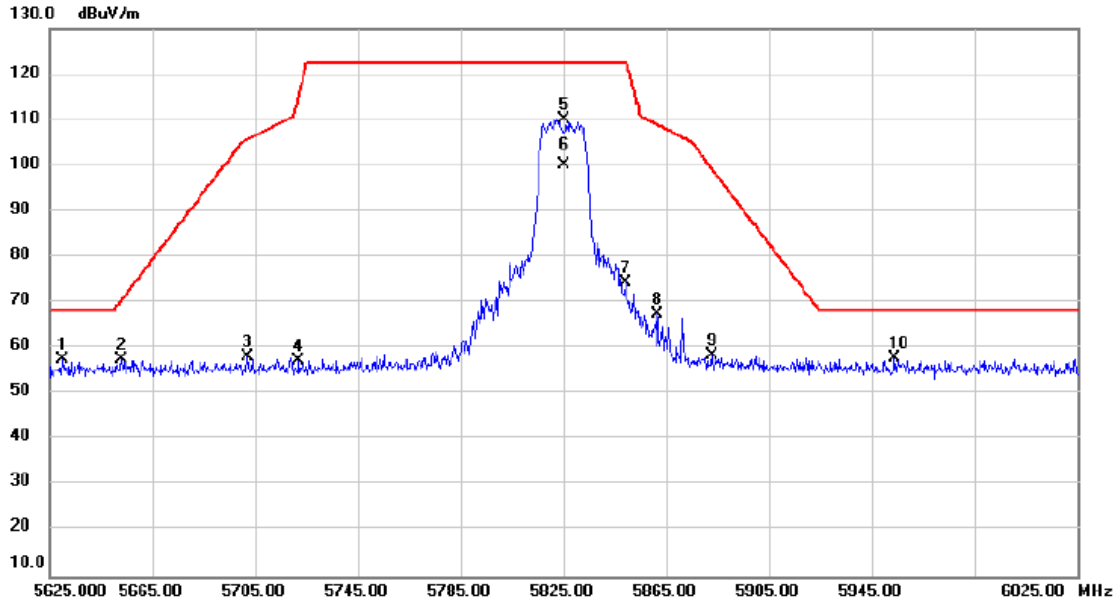


| No. | Mk. | Freq. MHz | Reading Level dBuV | Correct Factor dB | Measure- ment dBuV/m | Limit dBuV/m | Over dB | Detector | Comment |
|-----|-----|--------------|--------------------------|-------------------------|----------------------------|-----------------|------------|----------|----------|
| 1 | * | 5613.480 | 57.12 | 1.52 | 58.64 | 68.20 | -9.56 | peak | |
| 2 | | 5696.027 | 58.10 | 1.72 | 59.82 | 102.27 | -42.45 | peak | |
| 3 | | 5721.187 | 71.98 | 1.79 | 73.77 | 113.51 | -39.74 | peak | |
| 4 | | 5725.080 | 80.95 | 1.80 | 82.75 | 122.20 | -39.45 | peak | |
| 5 | | 5745.000 | 108.66 | 1.84 | 110.50 | 122.20 | -11.70 | peak | No Limit |
| 6 | | 5745.000 | 99.07 | 1.84 | 100.91 | 122.20 | -21.29 | AVG | No Limit |
| 7 | | 5853.147 | 56.06 | 2.11 | 58.17 | 115.02 | -56.85 | peak | |
| 8 | | 5860.253 | 55.80 | 2.12 | 57.92 | 109.33 | -51.41 | peak | |
| 9 | | 5902.200 | 55.71 | 2.22 | 57.93 | 85.03 | -27.10 | peak | |
| 10 | | 5937.360 | 55.29 | 2.31 | 57.60 | 68.20 | -10.60 | peak | |

REMARKS:

- (1) Measurement Value = Reading Level + Correct Factor.
- (2) Margin Level = Measurement Value - Limit Value.

| | | | |
|----------------|---------------------|--------------|------------|
| Test Mode | IEEE 802.11n (HT20) | Test Date | 2023/7/25 |
| Test Frequency | 5825MHz | Polarization | Horizontal |
| Temp | 27°C | Hum. | 60% |

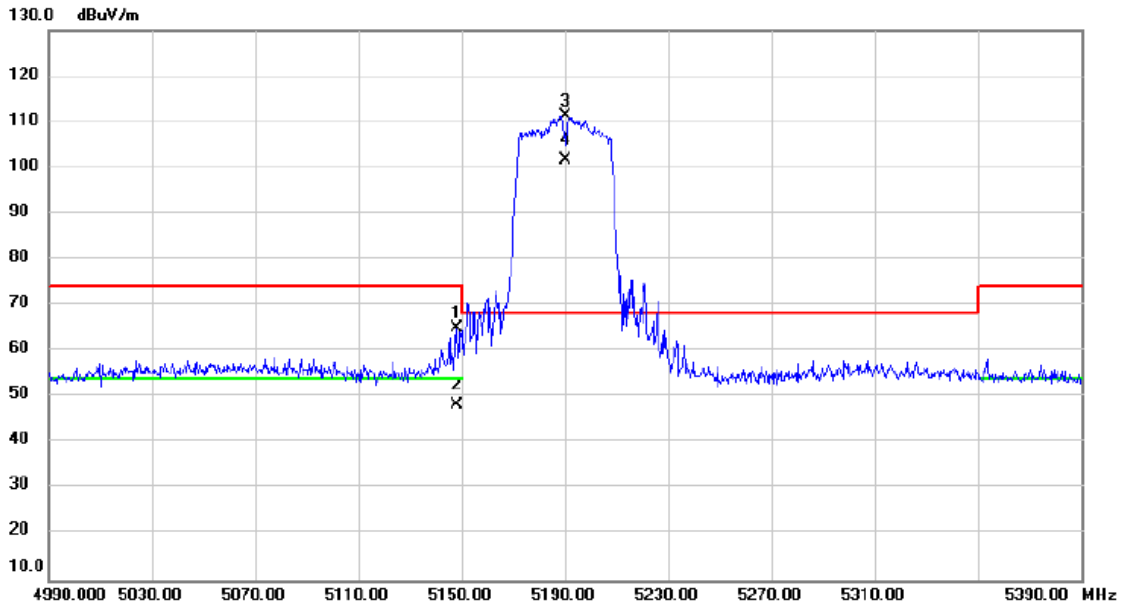


| No. | Mk. | Freq. MHz | Reading Level dBuV | Correct Factor dB | Measure- ment dBuV/m | Limit dBuV/m | Over dB | Detector | Comment |
|-----|-----|--------------|--------------------------|-------------------------|----------------------------|-----------------|------------|----------|----------|
| 1 | | 5630.107 | 55.88 | 1.56 | 57.44 | 68.20 | -10.76 | peak | |
| 2 | | 5653.120 | 55.81 | 1.62 | 57.43 | 70.52 | -13.09 | peak | |
| 3 | | 5702.067 | 56.36 | 1.73 | 58.09 | 105.78 | -47.69 | peak | |
| 4 | | 5721.840 | 55.54 | 1.79 | 57.33 | 115.00 | -57.67 | peak | |
| 5 | | 5825.000 | 107.94 | 2.03 | 109.97 | 122.20 | -12.23 | peak | No Limit |
| 6 | | 5825.000 | 98.25 | 2.03 | 100.28 | 122.20 | -21.92 | AVG | No Limit |
| 7 | | 5849.373 | 72.26 | 2.10 | 74.36 | 122.20 | -47.84 | peak | |
| 8 | | 5861.773 | 65.36 | 2.12 | 67.48 | 108.90 | -41.42 | peak | |
| 9 | | 5882.987 | 56.15 | 2.17 | 58.32 | 99.27 | -40.95 | peak | |
| 10 | * | 5953.893 | 55.49 | 2.35 | 57.84 | 68.20 | -10.36 | peak | |

REMARKS:

- (1) Measurement Value = Reading Level + Correct Factor.
- (2) Margin Level = Measurement Value - Limit Value.

| | | | |
|----------------|---------------------|--------------|------------|
| Test Mode | IEEE 802.11n (HT40) | Test Date | 2023/8/7 |
| Test Frequency | 5190MHz | Polarization | Horizontal |
| Temp | 28°C | Hum. | 60% |

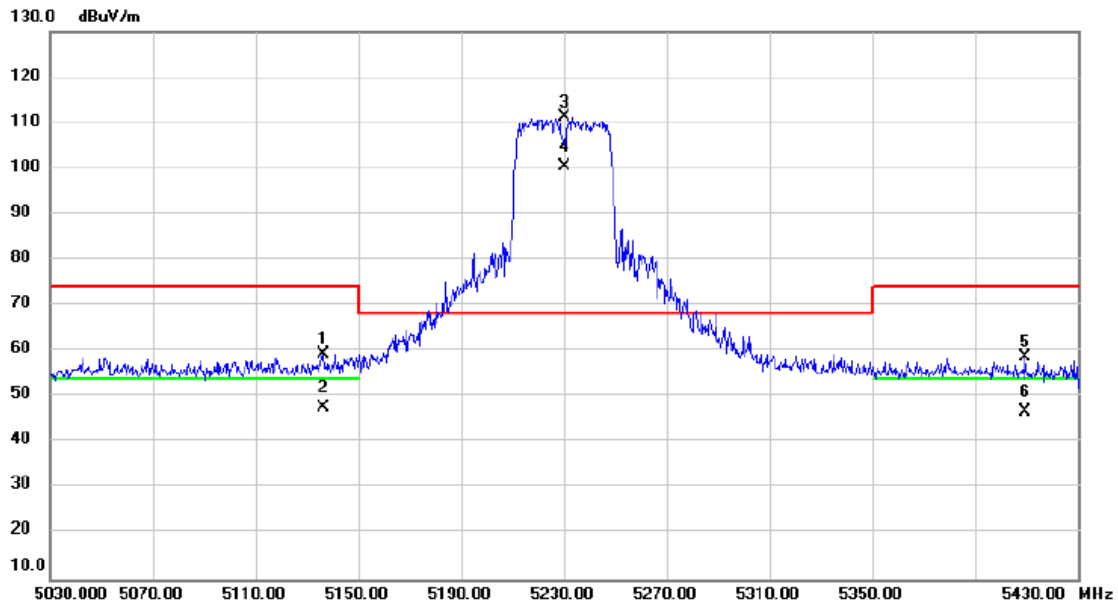


| No. | Mk. | Freq. MHz | Reading Level dBuV | Correct Factor dB | Measure- ment dBuV/m | Limit dBuV/m | Over dB | Detector | Comment |
|-----|-----|--------------|--------------------------|-------------------------|----------------------------|-----------------|------------|----------|----------|
| 1 | | 5148.320 | 63.99 | 1.15 | 65.14 | 74.00 | -8.86 | peak | |
| 2 | | 5148.320 | 47.19 | 1.15 | 48.34 | 54.00 | -5.66 | AVG | |
| 3 | * | 5190.000 | 110.16 | 1.16 | 111.32 | 68.20 | 43.12 | peak | No Limit |
| 4 | X | 5190.000 | 100.35 | 1.16 | 101.51 | 68.20 | 33.31 | AVG | No Limit |

REMARKS:

- (1) Measurement Value = Reading Level + Correct Factor.
- (2) Margin Level = Measurement Value - Limit Value.

| | | | |
|----------------|---------------------|--------------|------------|
| Test Mode | IEEE 802.11n (HT40) | Test Date | 2023/8/7 |
| Test Frequency | 5230MHz | Polarization | Horizontal |
| Temp | 28°C | Hum. | 60% |

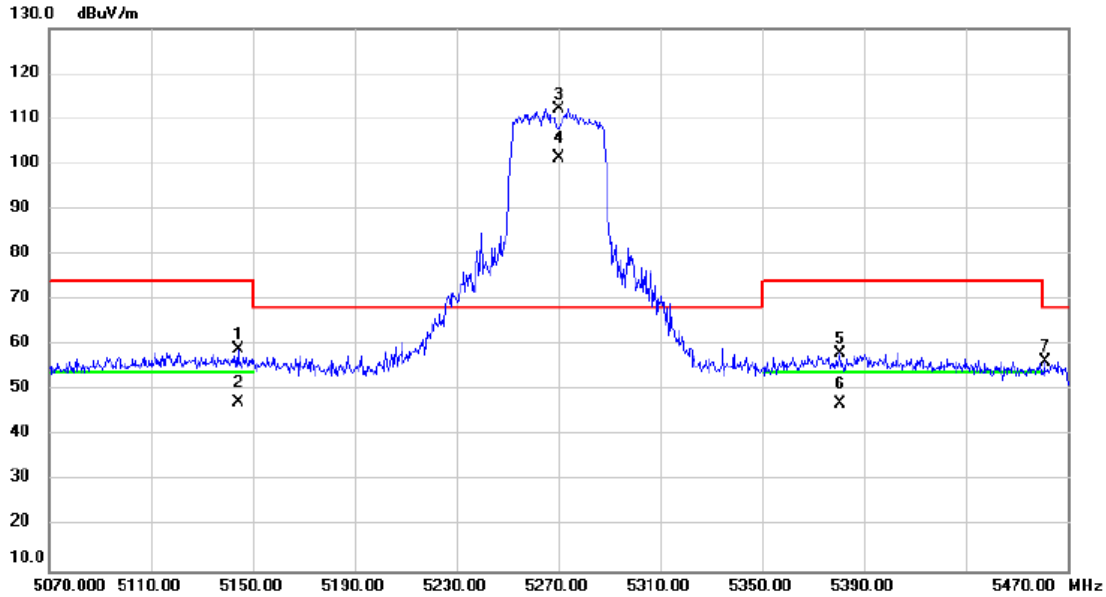


| No. | Mk. | Freq. MHz | Reading Level dBuV | Correct Factor dB | Measure- ment dBuV/m | Limit dBuV/m | Over dB | Detector | Comment |
|-----|-----|--------------|--------------------------|-------------------------|----------------------------|-----------------|------------|----------|----------|
| 1 | | 5136.387 | 58.26 | 1.15 | 59.41 | 74.00 | -14.59 | peak | |
| 2 | | 5136.387 | 46.43 | 1.15 | 47.58 | 54.00 | -6.42 | AVG | |
| 3 | * | 5230.000 | 109.99 | 1.18 | 111.17 | 68.20 | 42.97 | peak | No Limit |
| 4 | X | 5230.000 | 99.35 | 1.18 | 100.53 | 68.20 | 32.33 | AVG | No Limit |
| 5 | | 5409.653 | 57.38 | 1.23 | 58.61 | 74.00 | -15.39 | peak | |
| 6 | | 5409.653 | 45.40 | 1.23 | 46.63 | 54.00 | -7.37 | AVG | |

REMARKS:

- (1) Measurement Value = Reading Level + Correct Factor.
- (2) Margin Level = Measurement Value - Limit Value.

| | | | |
|----------------|---------------------|--------------|------------|
| Test Mode | IEEE 802.11n (HT40) | Test Date | 2023/8/7 |
| Test Frequency | 5270MHz | Polarization | Horizontal |
| Temp | 28°C | Hum. | 60% |

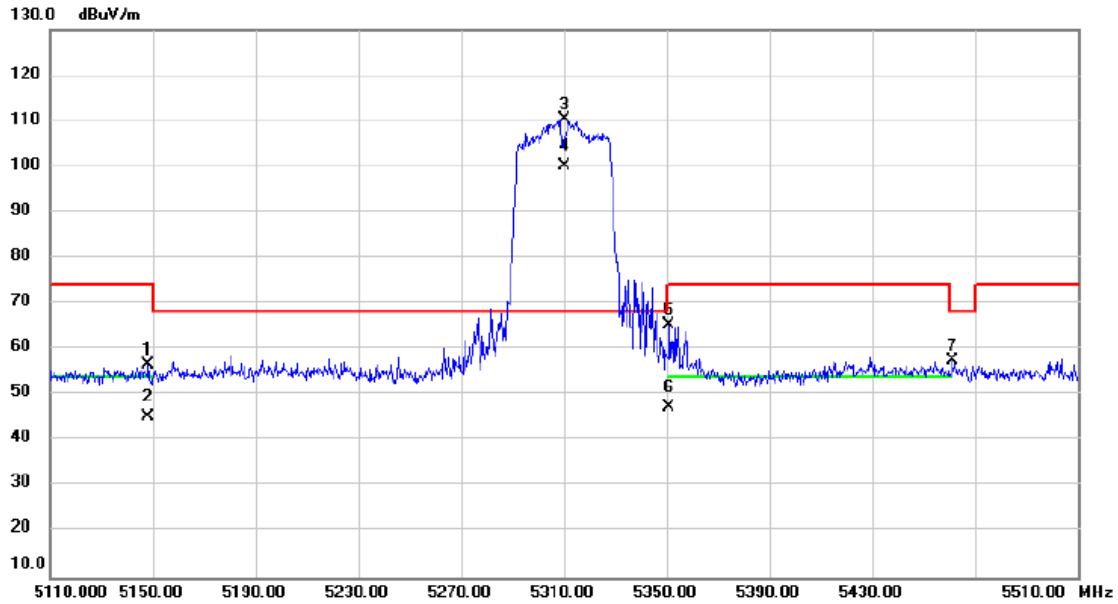


| No. | Mk. | Freq. MHz | Reading Level dBuV | Correct Factor dB | Measure- ment dBuV/m | Limit dBuV/m | Over dB | Detector | Comment |
|-----|-----|--------------|--------------------------|-------------------------|----------------------------|-----------------|------------|----------|----------|
| 1 | | 5144.200 | 57.89 | 1.15 | 59.04 | 74.00 | -14.96 | peak | |
| 2 | | 5144.200 | 46.14 | 1.15 | 47.29 | 54.00 | -6.71 | AVG | |
| 3 | * | 5270.000 | 110.96 | 1.18 | 112.14 | 68.20 | 43.94 | peak | No Limit |
| 4 | X | 5270.000 | 100.14 | 1.18 | 101.32 | 68.20 | 33.12 | AVG | No Limit |
| 5 | | 5380.573 | 56.86 | 1.22 | 58.08 | 74.00 | -15.92 | peak | |
| 6 | | 5380.573 | 45.81 | 1.22 | 47.03 | 54.00 | -6.97 | AVG | |
| 7 | | 5461.000 | 55.13 | 1.24 | 56.37 | 68.20 | -11.83 | peak | |

REMARKS:

- (1) Measurement Value = Reading Level + Correct Factor.
- (2) Margin Level = Measurement Value - Limit Value.

| | | | |
|----------------|---------------------|--------------|------------|
| Test Mode | IEEE 802.11n (HT40) | Test Date | 2023/8/7 |
| Test Frequency | 5310MHz | Polarization | Horizontal |
| Temp | 28°C | Hum. | 60% |

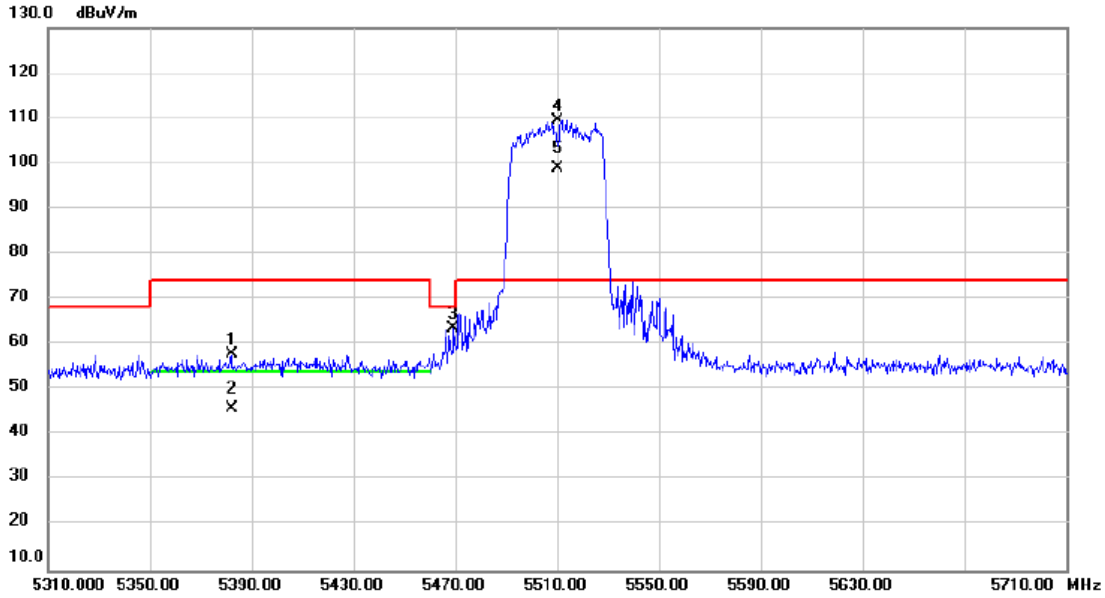


| No. | Mk. | Freq. MHz | Reading Level dBuV | Correct Factor dB | Measure- ment dBuV/m | Limit dBuV/m | Over dB | Detector | Comment |
|-----|-----|--------------|--------------------------|-------------------------|----------------------------|-----------------|------------|----------|----------|
| 1 | | 5148.147 | 55.37 | 1.15 | 56.52 | 74.00 | -17.48 | peak | |
| 2 | | 5148.147 | 44.19 | 1.15 | 45.34 | 54.00 | -8.66 | AVG | |
| 3 | * | 5310.000 | 109.14 | 1.20 | 110.34 | 68.20 | 42.14 | peak | No Limit |
| 4 | X | 5310.000 | 98.92 | 1.20 | 100.12 | 68.20 | 31.92 | AVG | No Limit |
| 5 | | 5351.027 | 64.16 | 1.21 | 65.37 | 74.00 | -8.63 | peak | |
| 6 | | 5351.027 | 46.26 | 1.21 | 47.47 | 54.00 | -6.53 | AVG | |
| 7 | | 5461.240 | 56.45 | 1.24 | 57.69 | 68.20 | -10.51 | peak | |

REMARKS:

- (1) Measurement Value = Reading Level + Correct Factor.
- (2) Margin Level = Measurement Value - Limit Value.

| | | | |
|----------------|---------------------|--------------|------------|
| Test Mode | IEEE 802.11n (HT40) | Test Date | 2023/8/7 |
| Test Frequency | 5510MHz | Polarization | Horizontal |
| Temp | 28°C | Hum. | 60% |

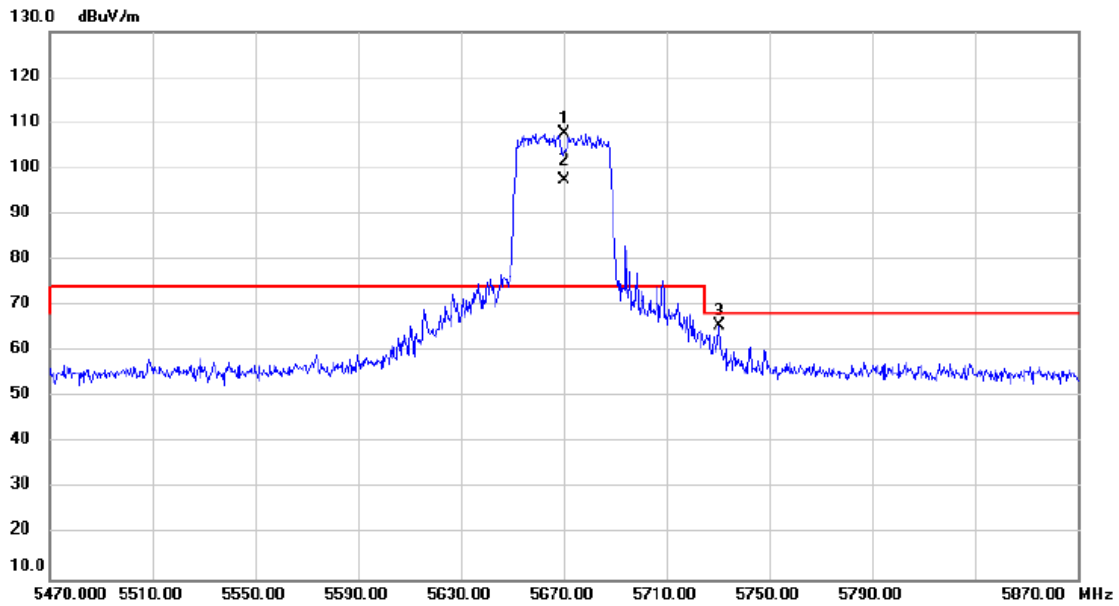


| No. | Mk. | Freq. MHz | Reading Level dBuV | Correct Factor dB | Measure- ment dBuV/m | Limit dBuV/m | Over dB | Detector | Comment |
|-----|-----|--------------|--------------------------|-------------------------|----------------------------|-----------------|------------|----------|----------|
| 1 | | 5382.013 | 56.48 | 1.22 | 57.70 | 74.00 | -16.30 | peak | |
| 2 | | 5382.013 | 44.68 | 1.22 | 45.90 | 54.00 | -8.10 | AVG | |
| 3 | | 5469.320 | 62.28 | 1.24 | 63.52 | 68.20 | -4.68 | peak | |
| 4 | * | 5510.000 | 108.20 | 1.27 | 109.47 | 74.00 | 35.47 | peak | No Limit |
| 5 | X | 5510.000 | 97.57 | 1.27 | 98.84 | 74.00 | 24.84 | AVG | No Limit |

REMARKS:

- (1) Measurement Value = Reading Level + Correct Factor.
- (2) Margin Level = Measurement Value - Limit Value.

| | | | |
|----------------|---------------------|--------------|------------|
| Test Mode | IEEE 802.11n (HT40) | Test Date | 2023/8/7 |
| Test Frequency | 5670MHz | Polarization | Horizontal |
| Temp | 28°C | Hum. | 60% |

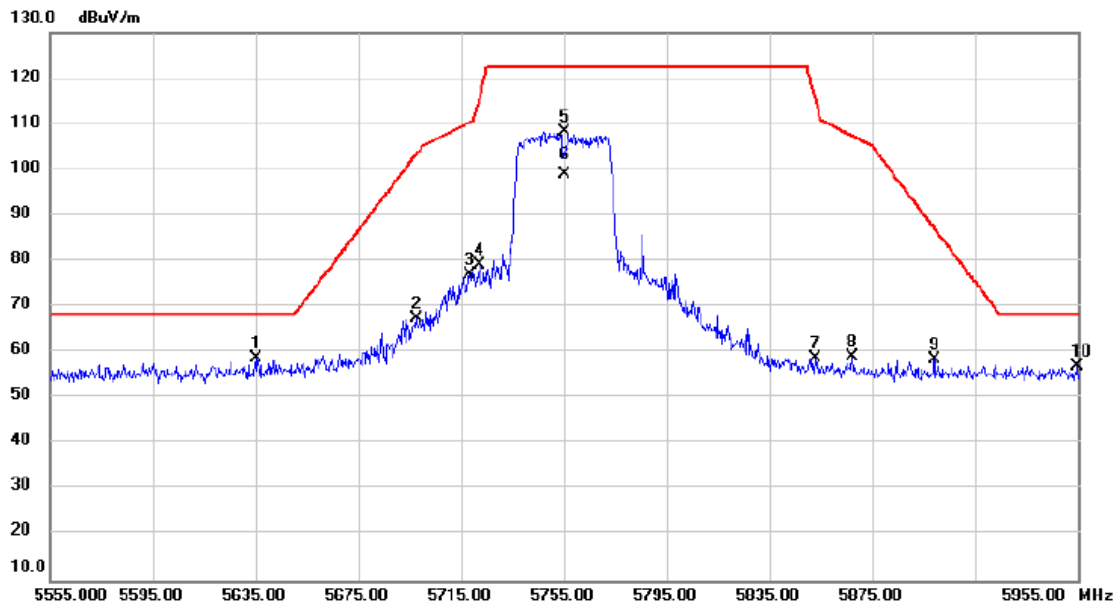


| No. | Mk. | Freq. MHz | Reading Level dBuV | Correct Factor dB | Measure- ment dBuV/m | Limit dBuV/m | Over dB | Detector | Comment |
|-----|-----|--------------|--------------------------|-------------------------|----------------------------|-----------------|------------|----------|----------|
| 1 | * | 5670.000 | 106.07 | 1.67 | 107.74 | 74.00 | 33.74 | peak | No Limit |
| 2 | X | 5670.000 | 95.79 | 1.67 | 97.46 | 74.00 | 23.46 | AVG | No Limit |
| 3 | | 5730.400 | 63.75 | 1.80 | 65.55 | 68.20 | -2.65 | peak | |

REMARKS:

- (1) Measurement Value = Reading Level + Correct Factor.
- (2) Margin Level = Measurement Value - Limit Value.

| | | | |
|----------------|---------------------|--------------|------------|
| Test Mode | IEEE 802.11n (HT40) | Test Date | 2023/7/26 |
| Test Frequency | 5755MHz | Polarization | Horizontal |
| Temp | 27°C | Hum. | 56% |

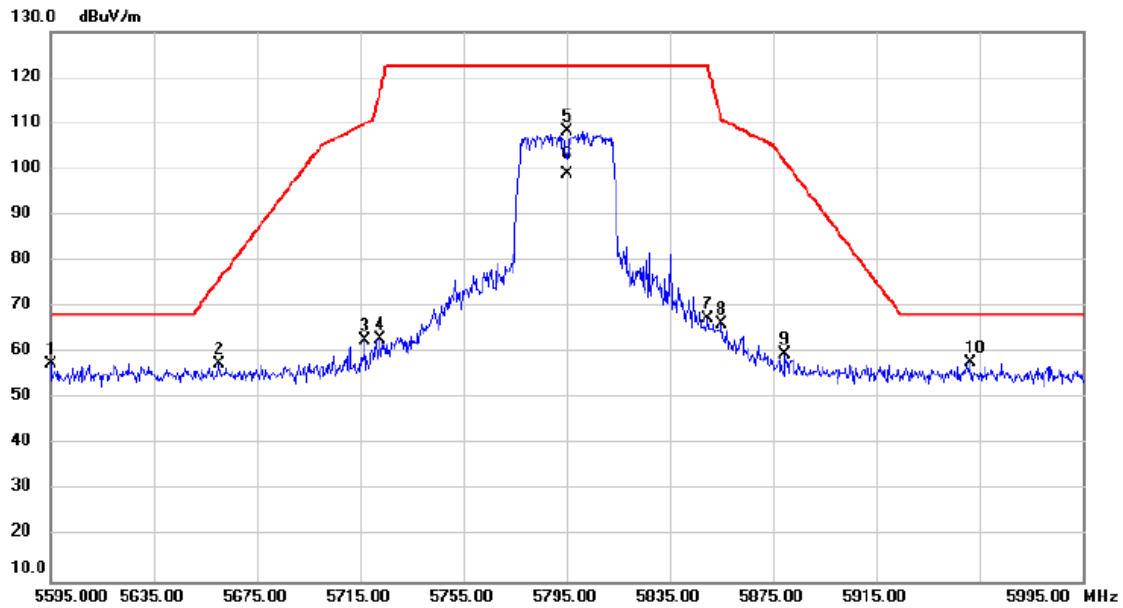


| No. | Mk. | Freq. MHz | Reading Level dBuV | Correct Factor dB | Measure- ment dBuV/m | Limit dBuV/m | Over dB | Detector | Comment |
|-----|-----|--------------|--------------------------|-------------------------|----------------------------|-----------------|------------|----------|----------|
| 1 | * | 5635.520 | 57.10 | 1.57 | 58.67 | 68.20 | -9.53 | peak | |
| 2 | | 5697.733 | 65.80 | 1.73 | 67.53 | 103.53 | -36.00 | peak | |
| 3 | | 5718.480 | 75.39 | 1.78 | 77.17 | 110.38 | -33.21 | peak | |
| 4 | | 5722.000 | 77.42 | 1.79 | 79.21 | 115.36 | -36.15 | peak | |
| 5 | | 5755.000 | 106.29 | 1.87 | 108.16 | 122.20 | -14.04 | peak | No Limit |
| 6 | | 5755.000 | 97.04 | 1.87 | 98.91 | 122.20 | -23.29 | AVG | No Limit |
| 7 | | 5852.880 | 56.75 | 2.11 | 58.86 | 115.63 | -56.77 | peak | |
| 8 | | 5867.187 | 57.05 | 2.14 | 59.19 | 107.39 | -48.20 | peak | |
| 9 | | 5899.000 | 56.28 | 2.22 | 58.50 | 87.40 | -28.90 | peak | |
| 10 | | 5954.907 | 54.68 | 2.35 | 57.03 | 68.20 | -11.17 | peak | |

REMARKS:

- (1) Measurement Value = Reading Level + Correct Factor.
- (2) Margin Level = Measurement Value - Limit Value.

| | | | |
|----------------|---------------------|--------------|------------|
| Test Mode | IEEE 802.11n (HT40) | Test Date | 2023/7/26 |
| Test Frequency | 5795MHz | Polarization | Horizontal |
| Temp | 27°C | Hum. | 56% |

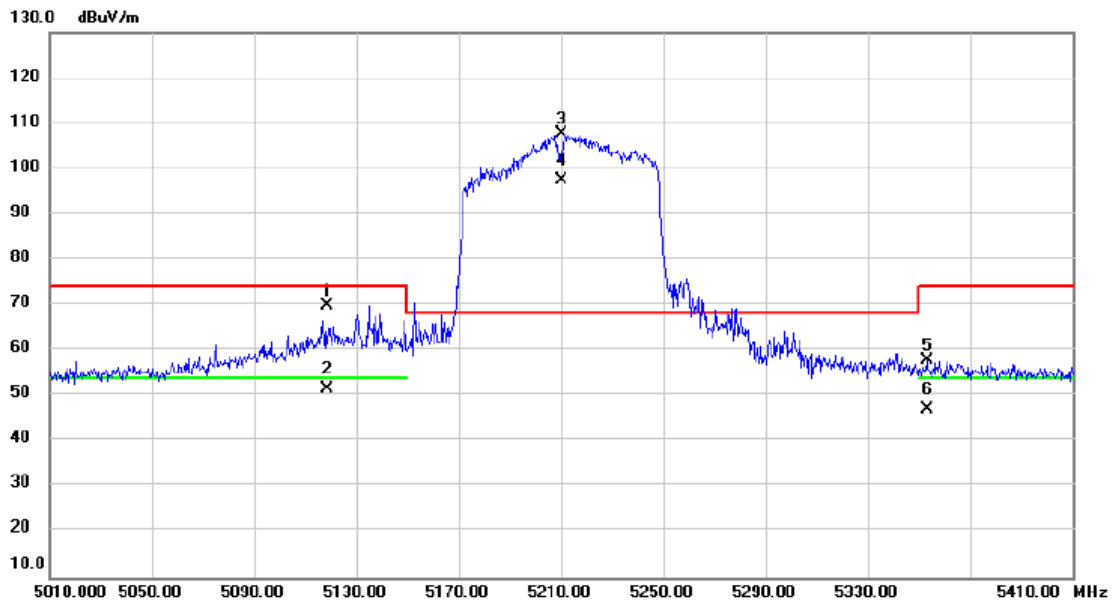


| No. | Mk. | Freq. MHz | Reading Level dBuV | Correct Factor dB | Measure- ment dBuV/m | Limit dBuV/m | Over dB | Detector | Comment |
|-----|-----|--------------|--------------------------|-------------------------|----------------------------|-----------------|------------|----------|----------|
| 1 | | 5595.000 | 56.13 | 1.48 | 57.61 | 68.20 | -10.59 | peak | |
| 2 | | 5660.493 | 56.02 | 1.64 | 57.66 | 75.99 | -18.33 | peak | |
| 3 | | 5717.053 | 61.01 | 1.78 | 62.79 | 109.98 | -47.19 | peak | |
| 4 | | 5722.947 | 61.09 | 1.79 | 62.88 | 117.52 | -54.64 | peak | |
| 5 | | 5795.000 | 106.33 | 1.96 | 108.29 | 122.20 | -13.91 | peak | No Limit |
| 6 | | 5795.000 | 97.10 | 1.96 | 99.06 | 122.20 | -23.14 | AVG | No Limit |
| 7 | | 5849.893 | 65.41 | 2.10 | 67.51 | 122.20 | -54.69 | peak | |
| 8 | | 5855.080 | 64.16 | 2.11 | 66.27 | 110.78 | -44.51 | peak | |
| 9 | | 5879.653 | 57.35 | 2.16 | 59.51 | 101.74 | -42.23 | peak | |
| 10 | * | 5951.373 | 55.50 | 2.34 | 57.84 | 68.20 | -10.36 | peak | |

REMARKS:

- (1) Measurement Value = Reading Level + Correct Factor.
- (2) Margin Level = Measurement Value - Limit Value.

| | | | |
|----------------|-----------------------|--------------|------------|
| Test Mode | IEEE 802.11ac (VHT80) | Test Date | 2023/8/7 |
| Test Frequency | 5210MHz | Polarization | Horizontal |
| Temp | 28°C | Hum. | 60% |

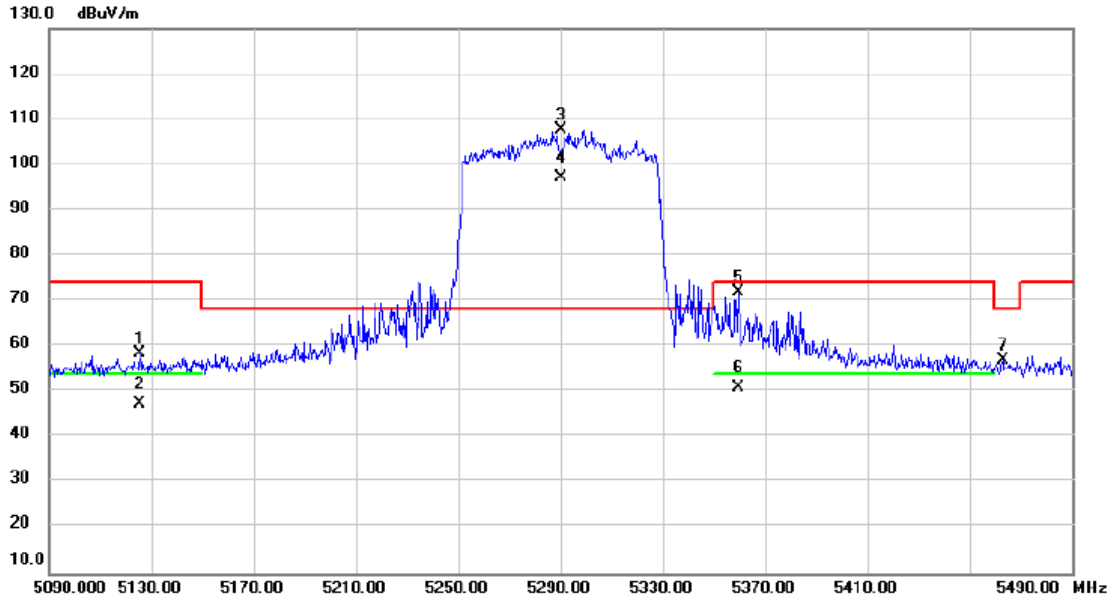


| No. | Mk. | Freq. MHz | Reading Level dBuV | Correct Factor dB | Measure- ment dBuV/m | Limit dBuV/m | Over dB | Detector | Comment |
|-----|-----|--------------|--------------------------|-------------------------|----------------------------|-----------------|------------|----------|----------|
| 1 | | 5118.705 | 68.85 | 1.14 | 69.99 | 74.00 | -4.01 | peak | |
| 2 | | 5118.705 | 50.52 | 1.14 | 51.66 | 54.00 | -2.34 | AVG | |
| 3 | * | 5210.000 | 106.52 | 1.17 | 107.69 | 68.20 | 39.49 | peak | No Limit |
| 4 | X | 5210.000 | 96.39 | 1.17 | 97.56 | 68.20 | 29.36 | AVG | No Limit |
| 5 | | 5353.107 | 56.78 | 1.21 | 57.99 | 74.00 | -16.01 | peak | |
| 6 | | 5353.107 | 45.76 | 1.21 | 46.97 | 54.00 | -7.03 | AVG | |

REMARKS:

- (1) Measurement Value = Reading Level + Correct Factor.
- (2) Margin Level = Measurement Value - Limit Value.

| | | | |
|----------------|-----------------------|--------------|------------|
| Test Mode | IEEE 802.11ac (VHT80) | Test Date | 2023/8/7 |
| Test Frequency | 5290MHz | Polarization | Horizontal |
| Temp | 28°C | Hum. | 60% |

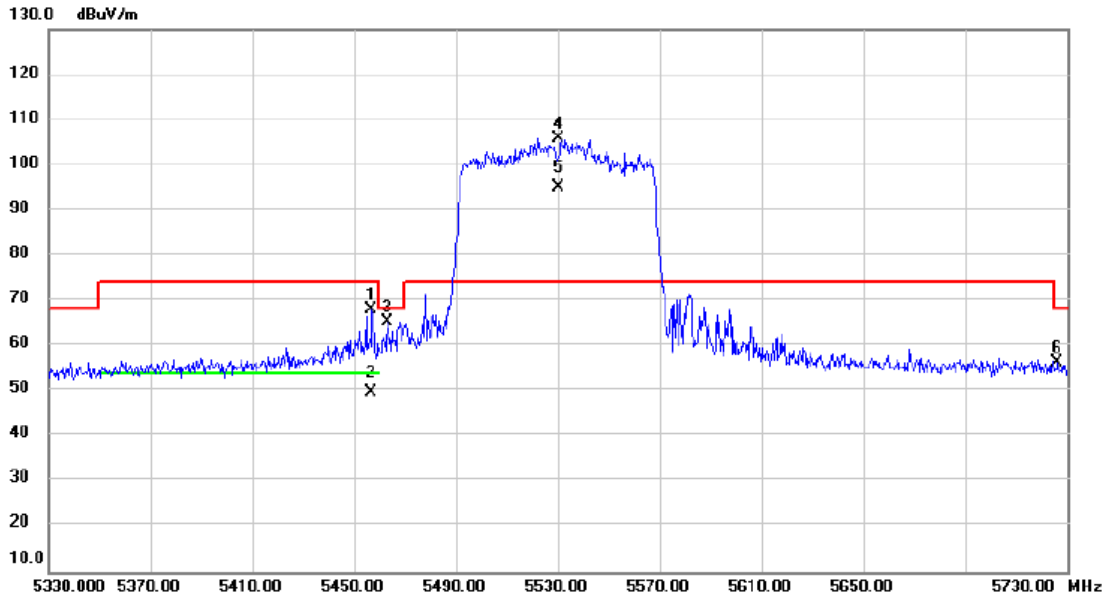


| No. | Mk. | Freq. MHz | Reading Level dBuV | Correct Factor dB | Measure- ment dBuV/m | Limit dBuV/m | Over dB | Detector | Comment |
|-----|-----|--------------|--------------------------|-------------------------|----------------------------|-----------------|------------|----------|----------|
| 1 | | 5125.600 | 57.23 | 1.15 | 58.38 | 74.00 | -15.62 | peak | |
| 2 | | 5125.600 | 46.06 | 1.15 | 47.21 | 54.00 | -6.79 | AVG | |
| 3 | * | 5290.000 | 106.60 | 1.19 | 107.79 | 68.20 | 39.59 | peak | No Limit |
| 4 | X | 5290.000 | 96.09 | 1.19 | 97.28 | 68.20 | 29.08 | AVG | No Limit |
| 5 | | 5359.680 | 70.63 | 1.21 | 71.84 | 74.00 | -2.16 | peak | |
| 6 | | 5359.680 | 49.81 | 1.21 | 51.02 | 54.00 | -2.98 | AVG | |
| 7 | | 5463.160 | 55.61 | 1.24 | 56.85 | 68.20 | -11.35 | peak | |

REMARKS:

- (1) Measurement Value = Reading Level + Correct Factor.
- (2) Margin Level = Measurement Value - Limit Value.

| | | | |
|----------------|-----------------------|--------------|------------|
| Test Mode | IEEE 802.11ac (VHT80) | Test Date | 2023/8/7 |
| Test Frequency | 5530MHz | Polarization | Horizontal |
| Temp | 28°C | Hum. | 60% |

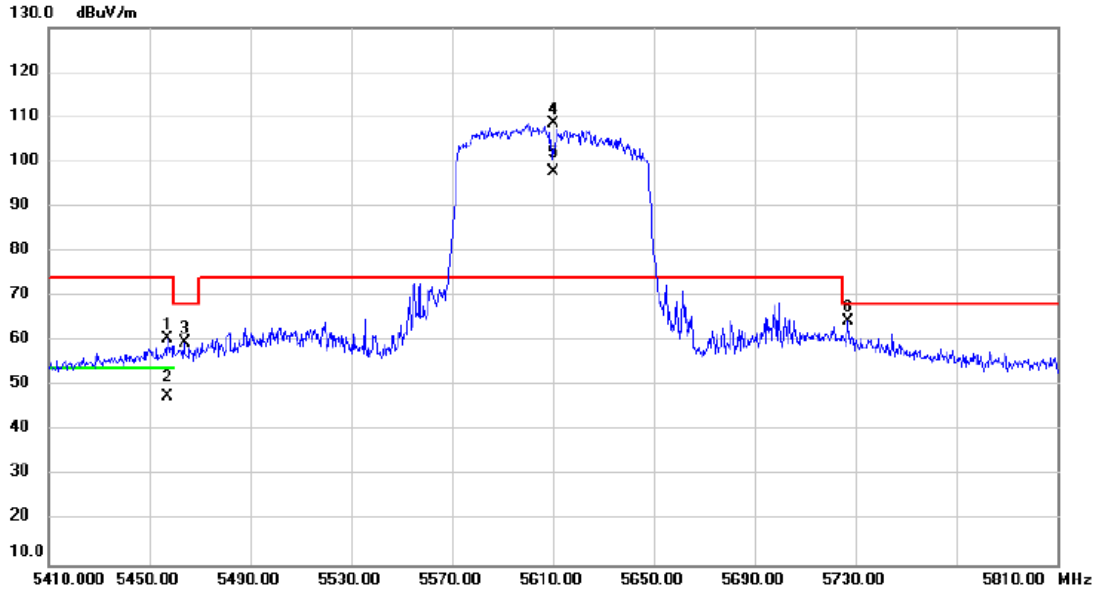


| No. | Mk. | Freq. MHz | Reading Level dBuV | Correct Factor dB | Measure- ment dBuV/m | Limit dBuV/m | Over dB | Detector | Comment |
|-----|-----|--------------|--------------------------|-------------------------|----------------------------|-----------------|------------|----------|----------|
| 1 | | 5456.880 | 66.95 | 1.23 | 68.18 | 74.00 | -5.82 | peak | |
| 2 | | 5456.880 | 48.60 | 1.23 | 49.83 | 54.00 | -4.17 | AVG | |
| 3 | | 5463.027 | 64.13 | 1.24 | 65.37 | 68.20 | -2.83 | peak | |
| 4 | * | 5530.000 | 104.65 | 1.32 | 105.97 | 74.00 | 31.97 | peak | No Limit |
| 5 | X | 5530.000 | 93.70 | 1.32 | 95.02 | 74.00 | 21.02 | AVG | No Limit |
| 6 | | 5726.160 | 54.54 | 1.80 | 56.34 | 68.20 | -11.86 | peak | |

REMARKS:

- (1) Measurement Value = Reading Level + Correct Factor.
- (2) Margin Level = Measurement Value - Limit Value.

| | | | |
|----------------|-----------------------|--------------|------------|
| Test Mode | IEEE 802.11ac (VHT80) | Test Date | 2023/8/7 |
| Test Frequency | 5610MHz | Polarization | Horizontal |
| Temp | 28°C | Hum. | 60% |

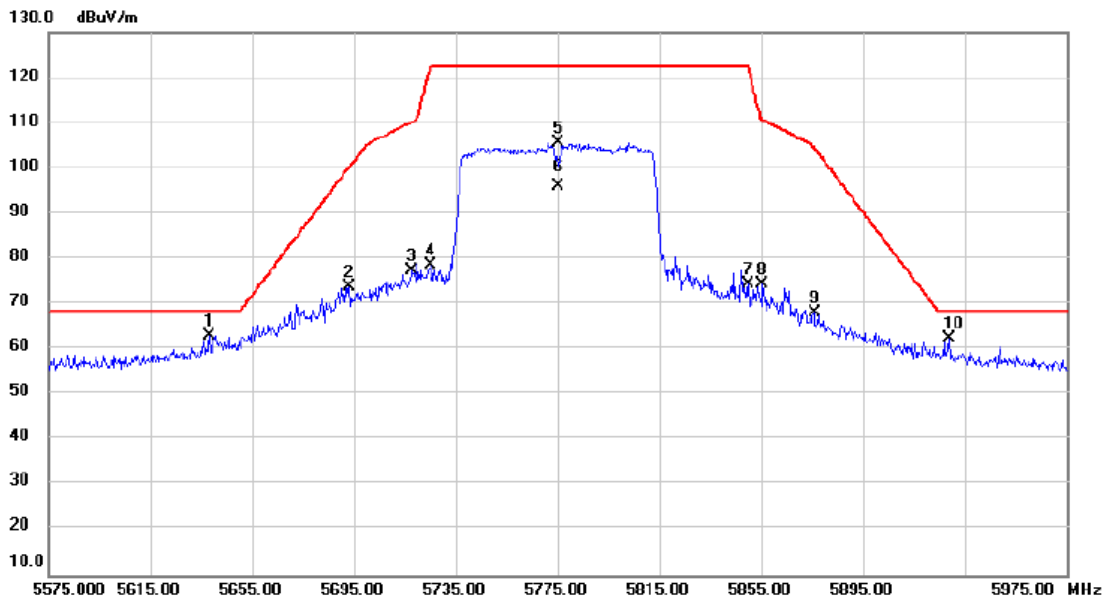


| No. | Mk. | Freq. MHz | Reading Level dBuV | Correct Factor dB | Measure- ment dBuV/m | Limit dBuV/m | Over dB | Detector | Comment |
|-----|-----|--------------|--------------------------|-------------------------|----------------------------|-----------------|------------|----------|----------|
| 1 | | 5457.013 | 59.18 | 1.23 | 60.41 | 74.00 | -13.59 | peak | |
| 2 | | 5457.013 | 46.52 | 1.23 | 47.75 | 54.00 | -6.25 | AVG | |
| 3 | | 5463.933 | 58.55 | 1.24 | 59.79 | 68.20 | -8.41 | peak | |
| 4 | * | 5610.000 | 107.03 | 1.51 | 108.54 | 74.00 | 34.54 | peak | No Limit |
| 5 | X | 5610.000 | 96.16 | 1.51 | 97.67 | 74.00 | 23.67 | AVG | No Limit |
| 6 | | 5727.013 | 62.53 | 1.80 | 64.33 | 68.20 | -3.87 | peak | |

REMARKS:

- (1) Measurement Value = Reading Level + Correct Factor.
- (2) Margin Level = Measurement Value - Limit Value.

| | | | |
|----------------|-----------------------|--------------|------------|
| Test Mode | IEEE 802.11ac (VHT80) | Test Date | 2023/7/26 |
| Test Frequency | 5775MHz | Polarization | Horizontal |
| Temp | 27°C | Hum. | 56% |

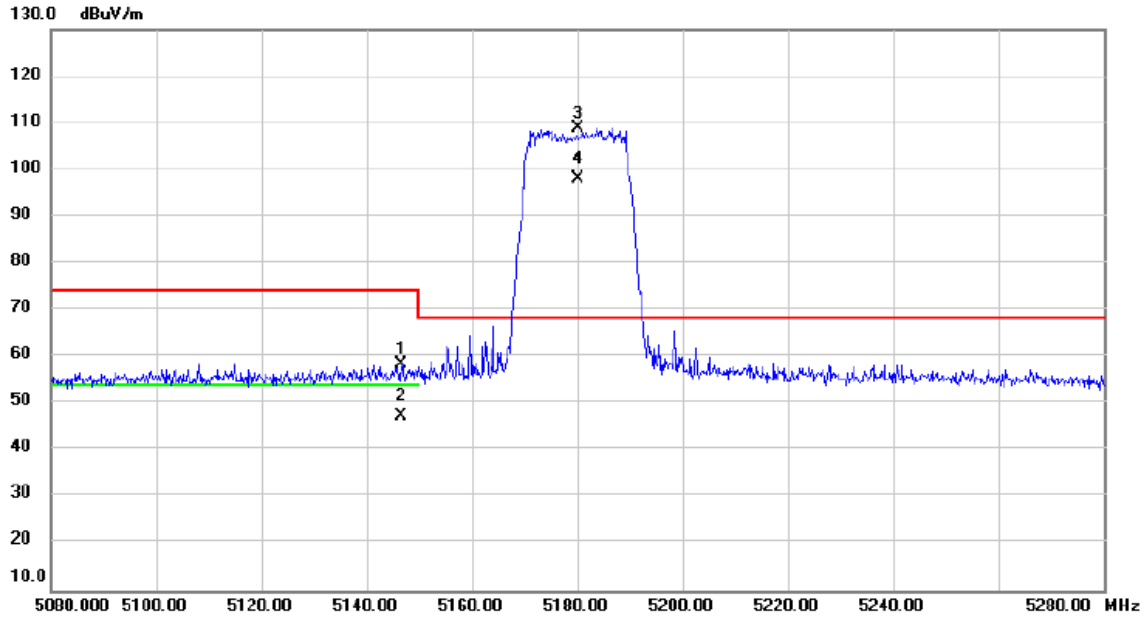


| No. | Mk. | Freq. | Reading Level | Correct Factor | Measurement | Limit | Over | Detector | Comment |
|-----|-----|----------|---------------|----------------|-------------|--------|--------|----------|----------|
| | | MHz | dBuV | dB | dBuV/m | dBuV/m | dB | | |
| 1 | * | 5638.453 | 61.36 | 1.59 | 62.95 | 68.20 | -5.25 | peak | |
| 2 | | 5693.293 | 71.97 | 1.72 | 73.69 | 100.26 | -26.57 | peak | |
| 3 | | 5717.813 | 75.49 | 1.78 | 77.27 | 110.19 | -32.92 | peak | |
| 4 | | 5724.907 | 76.62 | 1.79 | 78.41 | 121.99 | -43.58 | peak | |
| 5 | | 5775.000 | 103.71 | 1.91 | 105.62 | 122.20 | -16.58 | peak | No Limit |
| 6 | | 5775.000 | 94.18 | 1.91 | 96.09 | 122.20 | -26.11 | AVG | No Limit |
| 7 | | 5850.133 | 72.39 | 2.10 | 74.49 | 121.90 | -47.41 | peak | |
| 8 | | 5855.520 | 72.27 | 2.11 | 74.38 | 110.65 | -36.27 | peak | |
| 9 | | 5875.827 | 65.86 | 2.16 | 68.02 | 104.59 | -36.57 | peak | |
| 10 | | 5928.893 | 60.14 | 2.28 | 62.42 | 68.20 | -5.78 | peak | |

REMARKS:

- (1) Measurement Value = Reading Level + Correct Factor.
- (2) Margin Level = Measurement Value - Limit Value.

| | | | |
|----------------|----------------------|--------------|------------|
| Test Mode | IEEE 802.11ax (HE20) | Test Date | 2023/8/7 |
| Test Frequency | 5180MHz | Polarization | Horizontal |
| Temp | 28°C | Hum. | 60% |

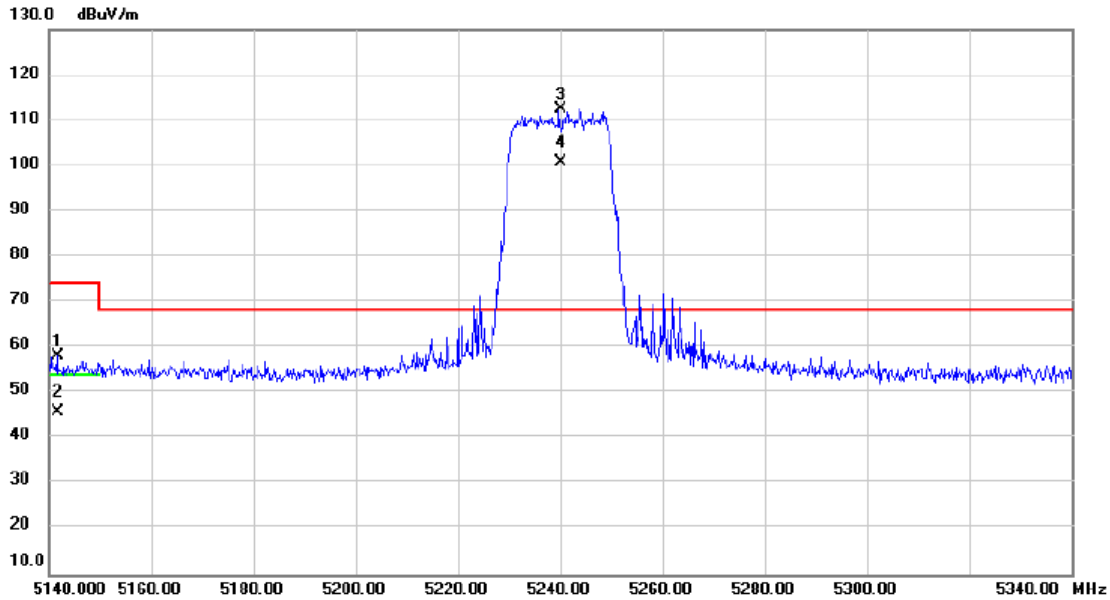


| No. | Mk. | Freq. MHz | Reading Level dBuV | Correct Factor dB | Measure- ment dBuV/m | Limit dBuV/m | Over dB | Detector | Comment |
|-----|-----|--------------|--------------------------|-------------------------|----------------------------|-----------------|------------|----------|----------|
| 1 | | 5146.567 | 57.29 | 1.15 | 58.44 | 74.00 | -15.56 | peak | |
| 2 | | 5146.567 | 46.25 | 1.15 | 47.40 | 54.00 | -6.60 | AVG | |
| 3 | * | 5180.000 | 107.71 | 1.16 | 108.87 | 68.20 | 40.67 | peak | No Limit |
| 4 | X | 5180.000 | 96.92 | 1.16 | 98.08 | 68.20 | 29.88 | AVG | No Limit |

REMARKS:

- (1) Measurement Value = Reading Level + Correct Factor.
- (2) Margin Level = Measurement Value - Limit Value.

| | | | |
|----------------|----------------------|--------------|------------|
| Test Mode | IEEE 802.11ax (HE20) | Test Date | 2023/8/7 |
| Test Frequency | 5240MHz | Polarization | Horizontal |
| Temp | 28°C | Hum. | 60% |

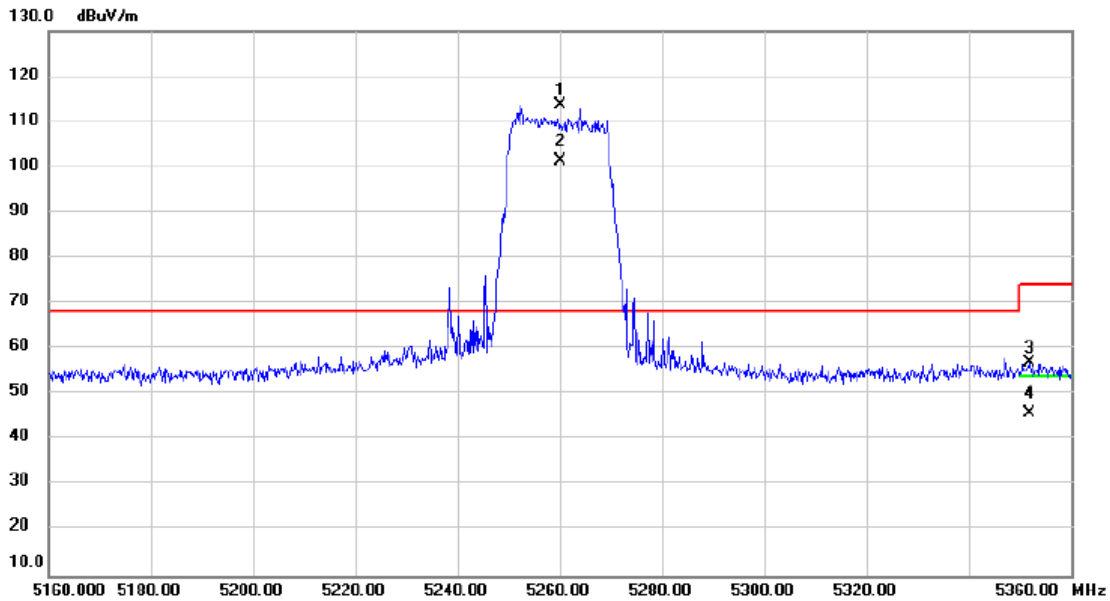


| No. | Mk. | Freq. MHz | Reading Level dBuV | Correct Factor dB | Measure- ment dBuV/m | Limit dBuV/m | Over dB | Detector | Comment |
|-----|-----|--------------|--------------------------|-------------------------|----------------------------|-----------------|------------|----------|----------|
| 1 | | 5141.720 | 57.10 | 1.15 | 58.25 | 74.00 | -15.75 | peak | |
| 2 | | 5141.720 | 44.82 | 1.15 | 45.97 | 54.00 | -8.03 | AVG | |
| 3 | * | 5240.000 | 111.37 | 1.17 | 112.54 | 68.20 | 44.34 | peak | No Limit |
| 4 | X | 5240.000 | 99.49 | 1.17 | 100.66 | 68.20 | 32.46 | AVG | No Limit |

REMARKS:

- (1) Measurement Value = Reading Level + Correct Factor.
- (2) Margin Level = Measurement Value - Limit Value.

| | | | |
|----------------|----------------------|--------------|------------|
| Test Mode | IEEE 802.11ax (HE20) | Test Date | 2023/8/7 |
| Test Frequency | 5260MHz | Polarization | Horizontal |
| Temp | 28°C | Hum. | 60% |

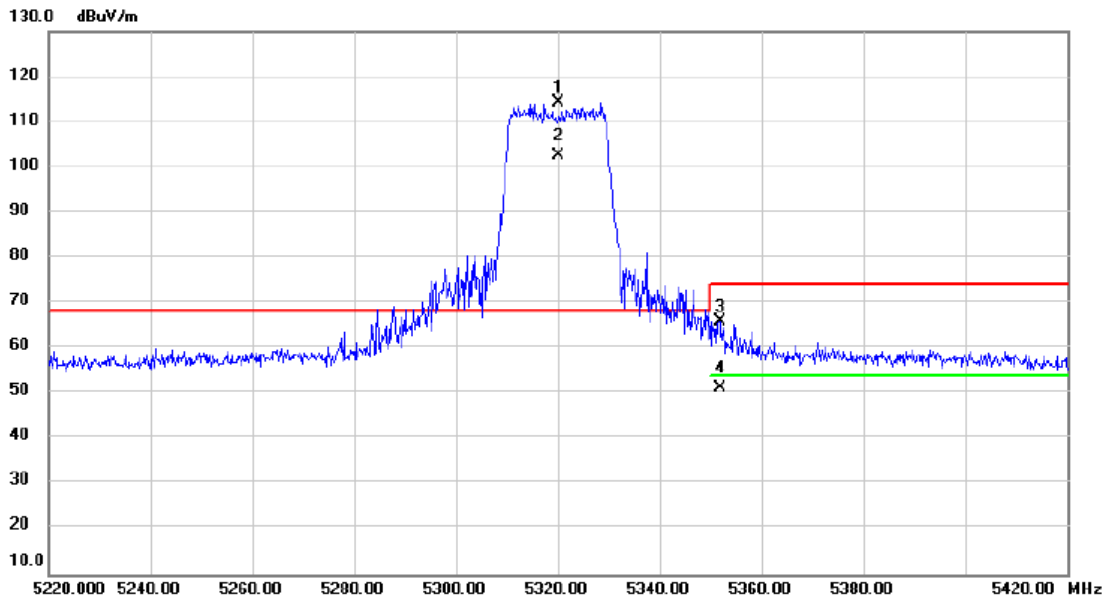


| No. | Mk. | Freq. MHz | Reading Level dBuV | Correct Factor dB | Measure- ment dBuV/m | Limit dBuV/m | Over dB | Detector | Comment |
|-----|-----|--------------|--------------------------|-------------------------|----------------------------|-----------------|------------|----------|----------|
| 1 | * | 5260.000 | 112.42 | 1.19 | 113.61 | 68.20 | 45.41 | peak | No Limit |
| 2 | X | 5260.000 | 100.17 | 1.19 | 101.36 | 68.20 | 33.16 | AVG | No Limit |
| 3 | | 5351.793 | 55.83 | 1.21 | 57.04 | 74.00 | -16.96 | peak | |
| 4 | | 5351.793 | 44.59 | 1.21 | 45.80 | 54.00 | -8.20 | AVG | |

REMARKS:

- (1) Measurement Value = Reading Level + Correct Factor.
- (2) Margin Level = Measurement Value - Limit Value.

| | | | |
|----------------|----------------------|--------------|------------|
| Test Mode | IEEE 802.11ax (HE20) | Test Date | 2023/8/10 |
| Test Frequency | 5320MHz | Polarization | Horizontal |
| Temp | 25°C | Hum. | 51% |

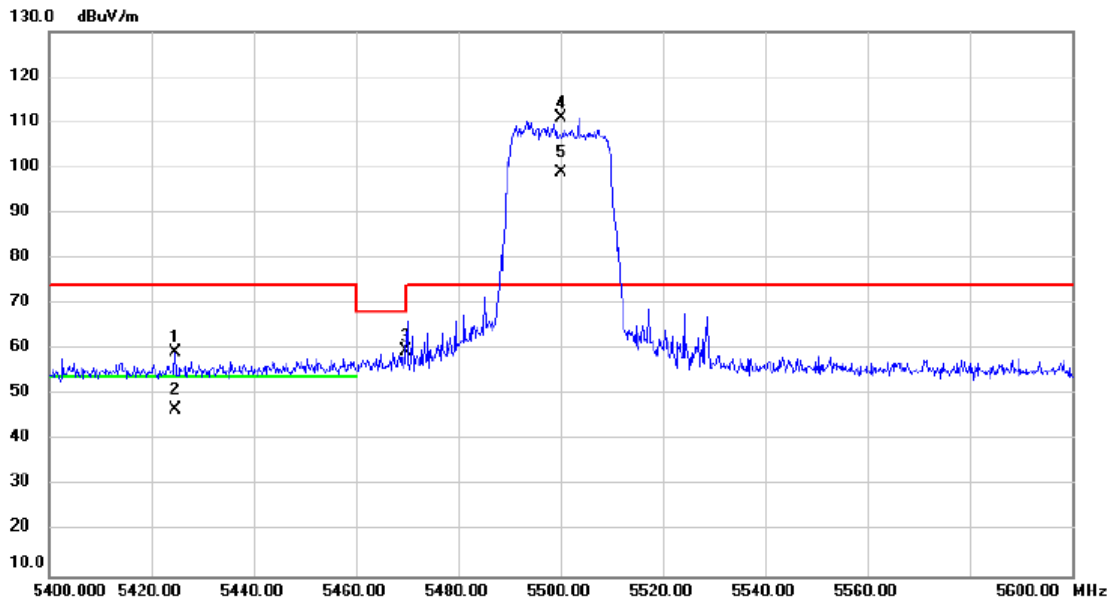


| No. | Mk. | Freq. MHz | Reading Level dBuV | Correct Factor dB | Measure- ment dBuV/m | Limit dBuV/m | Over dB | Detector | Comment |
|-----|-----|--------------|--------------------------|-------------------------|----------------------------|-----------------|------------|----------|----------|
| 1 | * | 5320.000 | 113.06 | 1.20 | 114.26 | 68.20 | 46.06 | peak | No Limit |
| 2 | X | 5320.000 | 101.30 | 1.20 | 102.50 | 68.20 | 34.30 | AVG | No Limit |
| 3 | | 5351.760 | 64.79 | 1.21 | 66.00 | 74.00 | -8.00 | peak | |
| 4 | | 5351.760 | 50.17 | 1.21 | 51.38 | 54.00 | -2.62 | AVG | |

REMARKS:

- (1) Measurement Value = Reading Level + Correct Factor.
- (2) Margin Level = Measurement Value - Limit Value.

| | | | |
|----------------|----------------------|--------------|------------|
| Test Mode | IEEE 802.11ax (HE20) | Test Date | 2023/8/7 |
| Test Frequency | 5500MHz | Polarization | Horizontal |
| Temp | 28°C | Hum. | 60% |

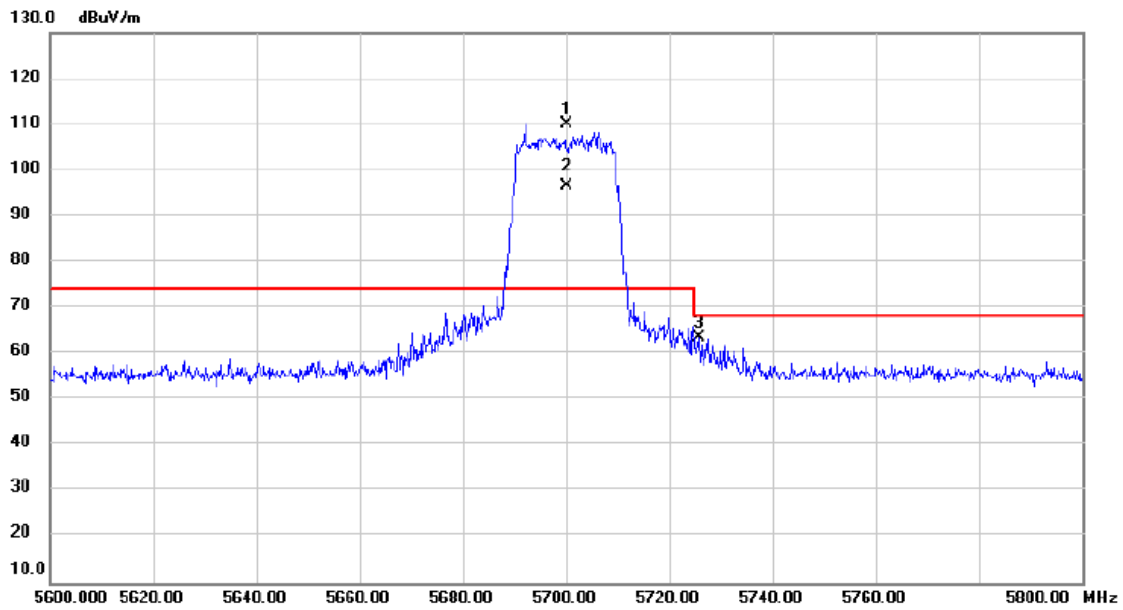


| No. | Mk. | Freq. MHz | Reading Level dBuV | Correct Factor dB | Measure- ment dBuV/m | Limit dBuV/m | Over dB | Detector | Comment |
|-----|-----|--------------|--------------------------|-------------------------|----------------------------|-----------------|------------|----------|----------|
| 1 | | 5424.693 | 58.04 | 1.22 | 59.26 | 74.00 | -14.74 | peak | |
| 2 | | 5424.693 | 45.61 | 1.22 | 46.83 | 54.00 | -7.17 | AVG | |
| 3 | | 5469.847 | 58.30 | 1.24 | 59.54 | 68.20 | -8.66 | peak | |
| 4 | * | 5500.000 | 109.82 | 1.25 | 111.07 | 74.00 | 37.07 | peak | No Limit |
| 5 | X | 5500.000 | 97.78 | 1.25 | 99.03 | 74.00 | 25.03 | AVG | No Limit |

REMARKS:

- (1) Measurement Value = Reading Level + Correct Factor.
- (2) Margin Level = Measurement Value - Limit Value.

| | | | |
|----------------|----------------------|--------------|------------|
| Test Mode | IEEE 802.11ax (HE20) | Test Date | 2023/7/26 |
| Test Frequency | 5700MHz | Polarization | Horizontal |
| Temp | 27°C | Hum. | 56% |

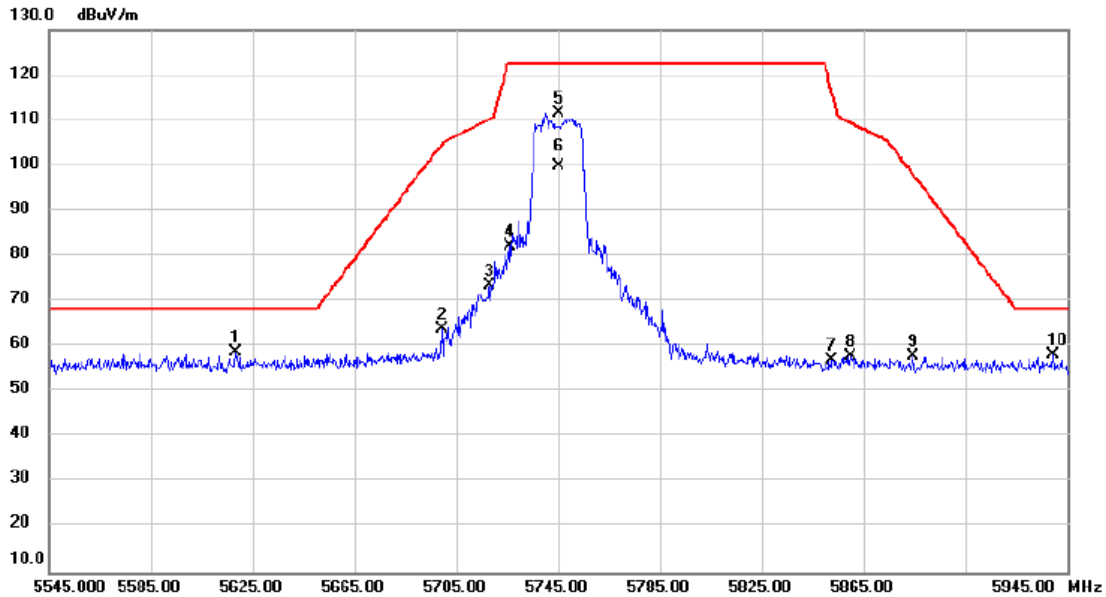


| No. | Mk. | Freq. | Reading Level | Correct Factor | Measurement | Limit | Over | Detector | Comment |
|-----|-----|----------|---------------|----------------|-------------|--------|-------|----------|----------|
| | | MHz | dBuV | dB | dBuV/m | dBuV/m | dB | | |
| 1 | * | 5700.000 | 108.21 | 1.73 | 109.94 | 74.00 | 35.94 | peak | No Limit |
| 2 | X | 5700.000 | 94.74 | 1.73 | 96.47 | 74.00 | 22.47 | AVG | No Limit |
| 3 | | 5725.673 | 61.68 | 1.80 | 63.48 | 68.20 | -4.72 | peak | |

REMARKS:

- (1) Measurement Value = Reading Level + Correct Factor.
- (2) Margin Level = Measurement Value - Limit Value.

| | | | |
|----------------|----------------------|--------------|------------|
| Test Mode | IEEE 802.11ax (HE20) | Test Date | 2023/7/26 |
| Test Frequency | 5745MHz | Polarization | Horizontal |
| Temp | 27°C | Hum. | 56% |

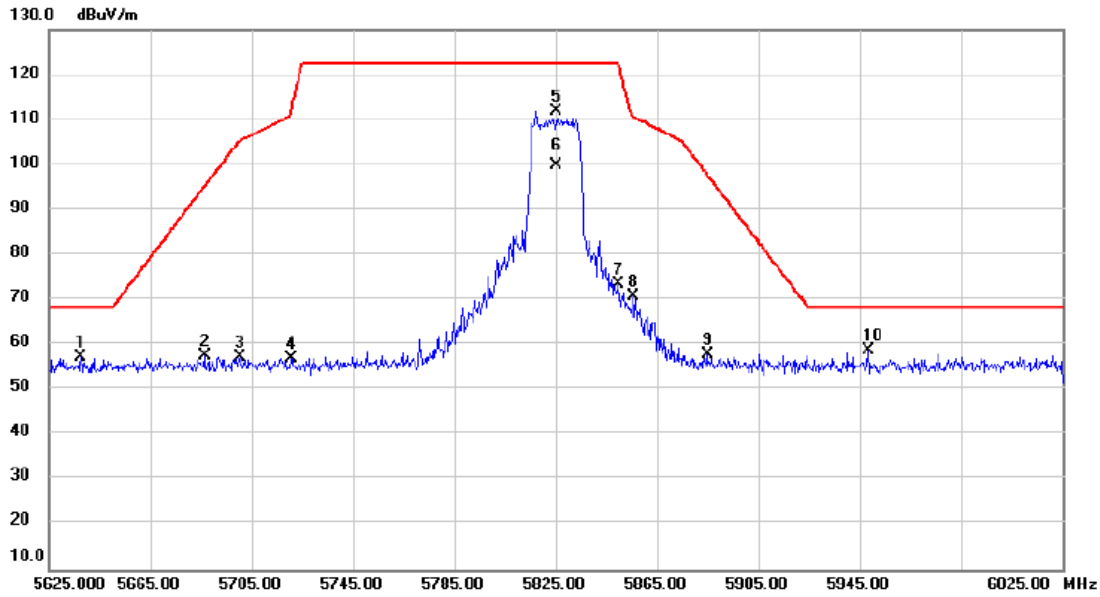


| No. | Mk. | Freq. MHz | Reading Level dBuV | Correct Factor dB | Measure- ment dBuV/m | Limit dBuV/m | Over dB | Detector | Comment |
|-----|-----|--------------|--------------------------|-------------------------|----------------------------|-----------------|------------|----------|----------|
| 1 | * | 5618.187 | 57.14 | 1.54 | 58.68 | 68.20 | -9.52 | peak | |
| 2 | | 5699.187 | 62.07 | 1.73 | 63.80 | 104.60 | -40.80 | peak | |
| 3 | | 5718.120 | 71.62 | 1.78 | 73.40 | 110.27 | -36.87 | peak | |
| 4 | | 5725.827 | 80.34 | 1.80 | 82.14 | 122.20 | -40.06 | peak | |
| 5 | | 5745.000 | 109.77 | 1.84 | 111.61 | 122.20 | -10.59 | peak | No Limit |
| 6 | | 5745.000 | 98.16 | 1.84 | 100.00 | 122.20 | -22.20 | AVG | No Limit |
| 7 | | 5852.707 | 54.77 | 2.10 | 56.87 | 116.03 | -59.16 | peak | |
| 8 | | 5859.907 | 55.73 | 2.12 | 57.85 | 109.42 | -51.57 | peak | |
| 9 | | 5884.613 | 55.82 | 2.17 | 57.99 | 98.06 | -40.07 | peak | |
| 10 | | 5939.200 | 55.91 | 2.32 | 58.23 | 68.20 | -9.97 | peak | |

REMARKS:

- (1) Measurement Value = Reading Level + Correct Factor.
- (2) Margin Level = Measurement Value - Limit Value.

| | | | |
|----------------|----------------------|--------------|------------|
| Test Mode | IEEE 802.11ax (HE20) | Test Date | 2023/7/26 |
| Test Frequency | 5825MHz | Polarization | Horizontal |
| Temp | 27°C | Hum. | 56% |

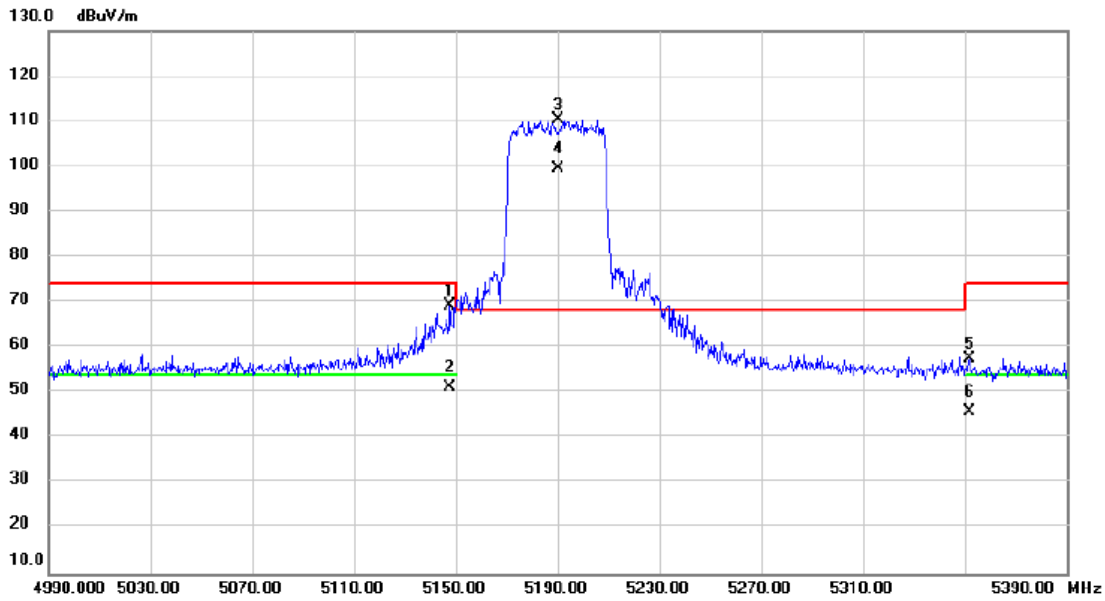


| No. | Mk. | Freq. MHz | Reading Level dBuV | Correct Factor dB | Measure- ment dBuV/m | Limit dBuV/m | Over dB | Detector | Comment |
|-----|-----|--------------|--------------------------|-------------------------|----------------------------|-----------------|------------|----------|----------|
| 1 | | 5637.787 | 55.67 | 1.59 | 57.26 | 68.20 | -10.94 | peak | |
| 2 | | 5686.493 | 55.73 | 1.70 | 57.43 | 95.24 | -37.81 | peak | |
| 3 | | 5700.227 | 55.57 | 1.73 | 57.30 | 105.26 | -47.96 | peak | |
| 4 | | 5720.480 | 55.09 | 1.79 | 56.88 | 111.89 | -55.01 | peak | |
| 5 | | 5825.000 | 109.72 | 2.03 | 111.75 | 122.20 | -10.45 | peak | No Limit |
| 6 | | 5825.000 | 97.96 | 2.03 | 99.99 | 122.20 | -22.21 | AVG | No Limit |
| 7 | | 5849.600 | 71.44 | 2.10 | 73.54 | 122.20 | -48.66 | peak | |
| 8 | | 5855.693 | 68.78 | 2.11 | 70.89 | 110.61 | -39.72 | peak | |
| 9 | | 5884.800 | 55.71 | 2.17 | 57.88 | 97.92 | -40.04 | peak | |
| 10 | * | 5948.667 | 56.31 | 2.34 | 58.65 | 68.20 | -9.55 | peak | |

REMARKS:

- (1) Measurement Value = Reading Level + Correct Factor.
- (2) Margin Level = Measurement Value - Limit Value.

| | | | |
|----------------|----------------------|--------------|------------|
| Test Mode | IEEE 802.11ax (HE40) | Test Date | 2023/8/7 |
| Test Frequency | 5190MHz | Polarization | Horizontal |
| Temp | 28°C | Hum. | 60% |

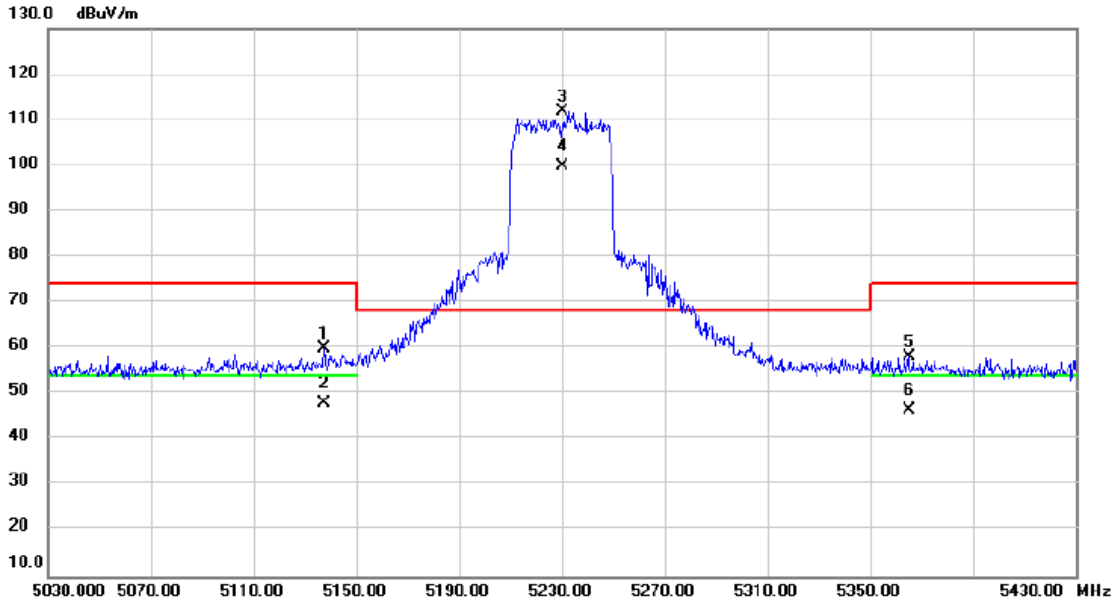


| No. | Mk. | Freq. MHz | Reading Level dBuV | Correct Factor dB | Measure- ment dBuV/m | Limit dBuV/m | Over dB | Detector | Comment |
|-----|-----|--------------|--------------------------|-------------------------|----------------------------|-----------------|------------|----------|----------|
| 1 | | 5147.760 | 68.15 | 1.15 | 69.30 | 74.00 | -4.70 | peak | |
| 2 | | 5147.760 | 50.24 | 1.15 | 51.39 | 54.00 | -2.61 | AVG | |
| 3 | * | 5190.000 | 109.21 | 1.16 | 110.37 | 68.20 | 42.17 | peak | No Limit |
| 4 | X | 5190.000 | 98.54 | 1.16 | 99.70 | 68.20 | 31.50 | AVG | No Limit |
| 5 | | 5351.613 | 56.41 | 1.21 | 57.62 | 74.00 | -16.38 | peak | |
| 6 | | 5351.613 | 44.60 | 1.21 | 45.81 | 54.00 | -8.19 | AVG | |

REMARKS:

- (1) Measurement Value = Reading Level + Correct Factor.
- (2) Margin Level = Measurement Value - Limit Value.

| | | | |
|----------------|----------------------|--------------|------------|
| Test Mode | IEEE 802.11ax (HE40) | Test Date | 2023/8/7 |
| Test Frequency | 5230MHz | Polarization | Horizontal |
| Temp | 28°C | Hum. | 60% |

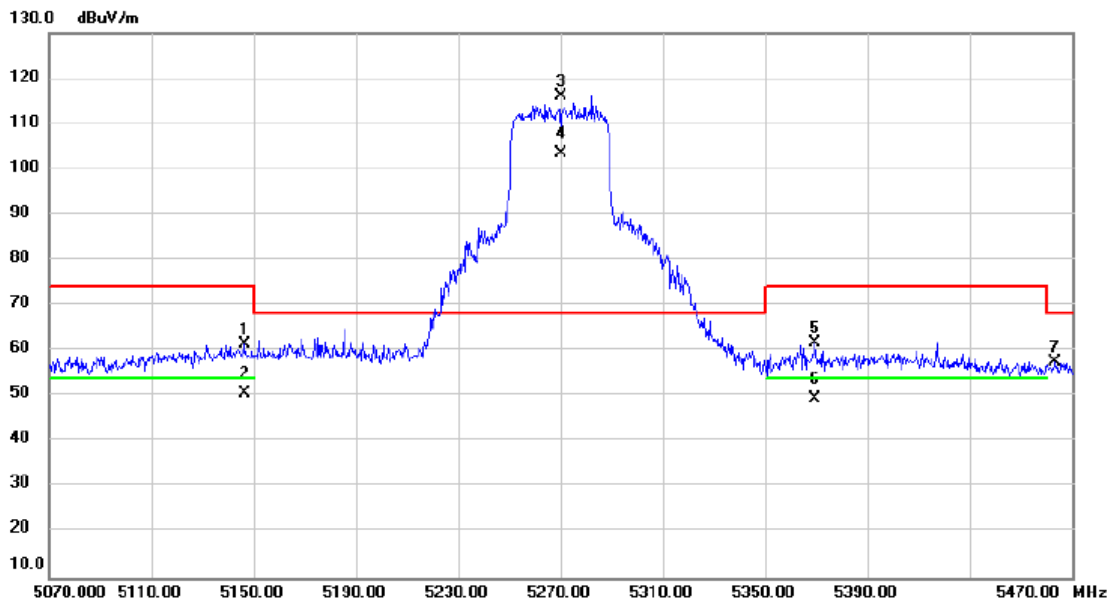


| No. | Mk. | Freq. MHz | Reading Level dBuV | Correct Factor dB | Measure- ment dBuV/m | Limit dBuV/m | Over dB | Detector | Comment |
|-----|-----|--------------|--------------------------|-------------------------|----------------------------|-----------------|------------|----------|----------|
| 1 | | 5137.480 | 58.72 | 1.15 | 59.87 | 74.00 | -14.13 | peak | |
| 2 | | 5137.480 | 46.69 | 1.15 | 47.84 | 54.00 | -6.16 | AVG | |
| 3 | * | 5230.000 | 110.65 | 1.18 | 111.83 | 68.20 | 43.63 | peak | No Limit |
| 4 | X | 5230.000 | 98.58 | 1.18 | 99.76 | 68.20 | 31.56 | AVG | No Limit |
| 5 | | 5365.027 | 57.01 | 1.21 | 58.22 | 74.00 | -15.78 | peak | |
| 6 | | 5365.027 | 45.24 | 1.21 | 46.45 | 54.00 | -7.55 | AVG | |

REMARKS:

- (1) Measurement Value = Reading Level + Correct Factor.
- (2) Margin Level = Measurement Value - Limit Value.

| | | | |
|----------------|----------------------|--------------|------------|
| Test Mode | IEEE 802.11ax (HE40) | Test Date | 2023/8/7 |
| Test Frequency | 5270MHz | Polarization | Horizontal |
| Temp | 28°C | Hum. | 60% |

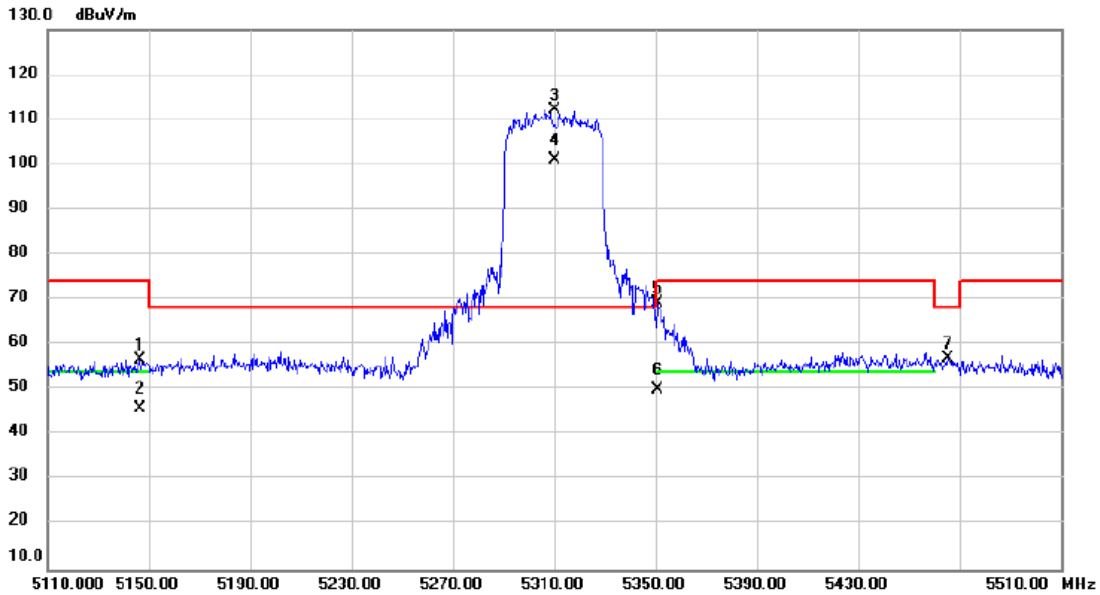


| No. | Mk. | Freq. MHz | Reading Level dBuV | Correct Factor dB | Measure- ment dBuV/m | Limit dBuV/m | Over dB | Detector | Comment |
|-----|-----|--------------|--------------------------|-------------------------|----------------------------|-----------------|------------|----------|----------|
| 1 | | 5146.280 | 60.44 | 1.15 | 61.59 | 74.00 | -12.41 | peak | |
| 2 | | 5146.280 | 49.39 | 1.15 | 50.54 | 54.00 | -3.46 | AVG | |
| 3 | * | 5270.000 | 114.91 | 1.18 | 116.09 | 68.20 | 47.89 | peak | No Limit |
| 4 | X | 5270.000 | 102.37 | 1.18 | 103.55 | 68.20 | 35.35 | AVG | No Limit |
| 5 | | 5369.693 | 60.51 | 1.21 | 61.72 | 74.00 | -12.28 | peak | |
| 6 | | 5369.693 | 48.22 | 1.21 | 49.43 | 54.00 | -4.57 | AVG | |
| 7 | | 5463.493 | 56.20 | 1.24 | 57.44 | 68.20 | -10.76 | peak | |

REMARKS:

- (1) Measurement Value = Reading Level + Correct Factor.
- (2) Margin Level = Measurement Value - Limit Value.

| | | | |
|----------------|----------------------|--------------|------------|
| Test Mode | IEEE 802.11ax (HE40) | Test Date | 2023/8/7 |
| Test Frequency | 5310MHz | Polarization | Horizontal |
| Temp | 28°C | Hum. | 60% |

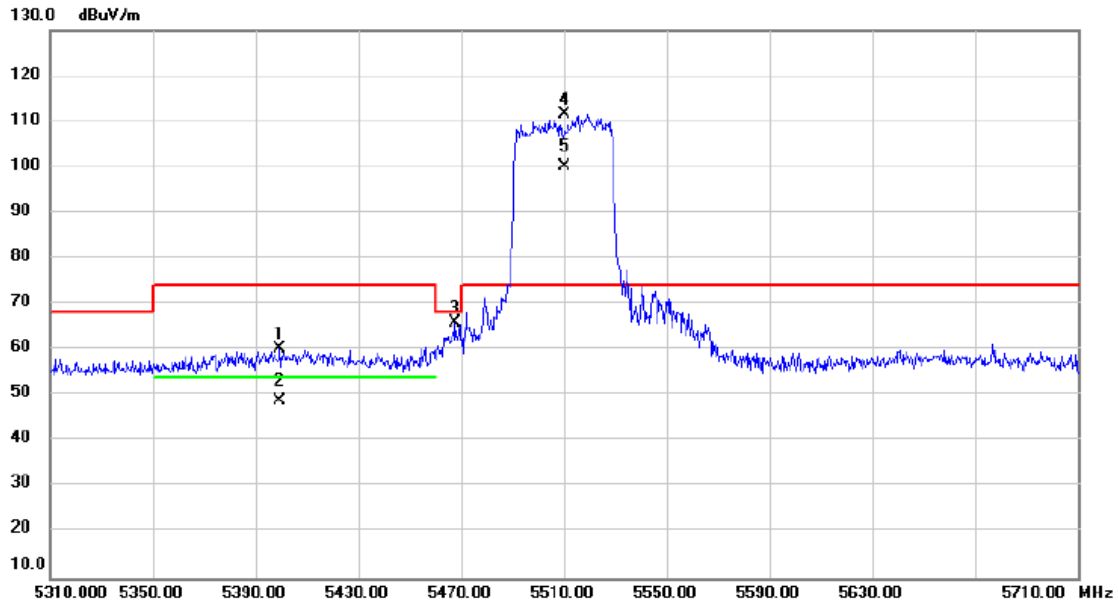


| No. | Mk. | Freq. MHz | Reading Level dBuV | Correct Factor dB | Measure- ment dBuV/m | Limit dBuV/m | Over dB | Detector | Comment |
|-----|-----|--------------|--------------------------|-------------------------|----------------------------|-----------------|------------|----------|----------|
| 1 | | 5146.693 | 55.53 | 1.15 | 56.68 | 74.00 | -17.32 | peak | |
| 2 | | 5146.693 | 44.64 | 1.15 | 45.79 | 54.00 | -8.21 | AVG | |
| 3 | * | 5310.000 | 110.92 | 1.20 | 112.12 | 68.20 | 43.92 | peak | No Limit |
| 4 | X | 5310.000 | 99.83 | 1.20 | 101.03 | 68.20 | 32.83 | AVG | No Limit |
| 5 | | 5350.827 | 68.02 | 1.21 | 69.23 | 74.00 | -4.77 | peak | |
| 6 | | 5350.827 | 48.96 | 1.21 | 50.17 | 54.00 | -3.83 | AVG | |
| 7 | | 5465.653 | 55.81 | 1.24 | 57.05 | 68.20 | -11.15 | peak | |

REMARKS:

- (1) Measurement Value = Reading Level + Correct Factor.
- (2) Margin Level = Measurement Value - Limit Value.

| | | | |
|----------------|----------------------|--------------|------------|
| Test Mode | IEEE 802.11ax (HE40) | Test Date | 2023/8/7 |
| Test Frequency | 5510MHz | Polarization | Horizontal |
| Temp | 28°C | Hum. | 60% |

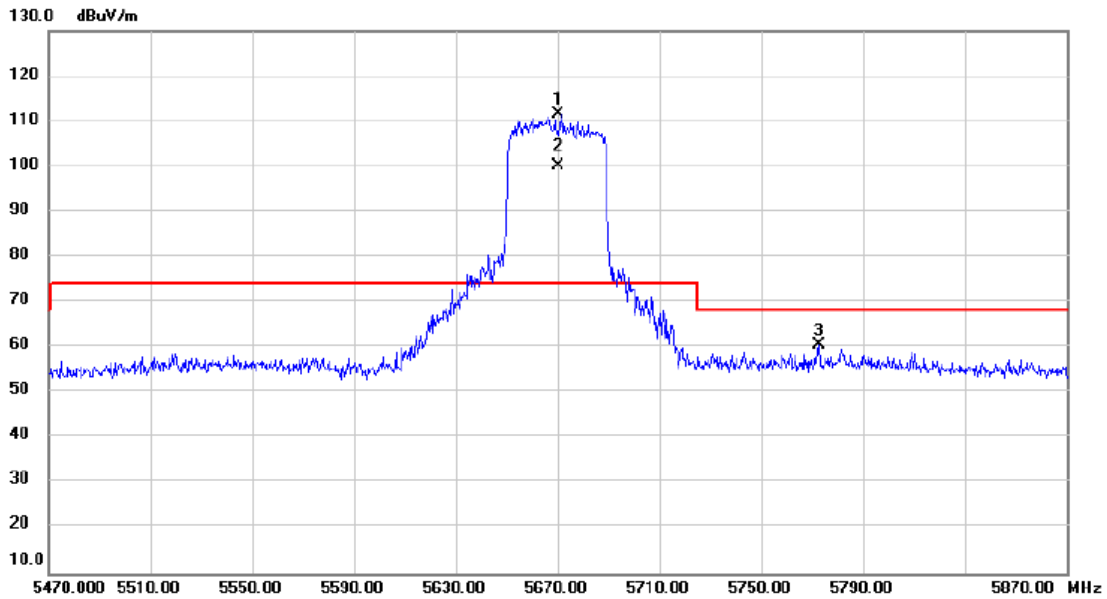


| No. | Mk. | Freq. MHz | Reading Level dBuV | Correct Factor dB | Measure- ment dBuV/m | Limit dBuV/m | Over dB | Detector | Comment |
|-----|-----|--------------|--------------------------|-------------------------|----------------------------|-----------------|------------|----------|----------|
| 1 | | 5399.240 | 59.10 | 1.22 | 60.32 | 74.00 | -13.68 | peak | |
| 2 | | 5399.240 | 47.73 | 1.22 | 48.95 | 54.00 | -5.05 | AVG | |
| 3 | | 5467.720 | 64.86 | 1.24 | 66.10 | 68.20 | -2.10 | peak | |
| 4 | * | 5510.000 | 110.39 | 1.27 | 111.66 | 74.00 | 37.66 | peak | No Limit |
| 5 | X | 5510.000 | 98.83 | 1.27 | 100.10 | 74.00 | 26.10 | AVG | No Limit |

REMARKS:

- (1) Measurement Value = Reading Level + Correct Factor.
- (2) Margin Level = Measurement Value - Limit Value.

| | | | |
|----------------|----------------------|--------------|------------|
| Test Mode | IEEE 802.11ax (HE40) | Test Date | 2023/8/7 |
| Test Frequency | 5670MHz | Polarization | Horizontal |
| Temp | 28°C | Hum. | 60% |

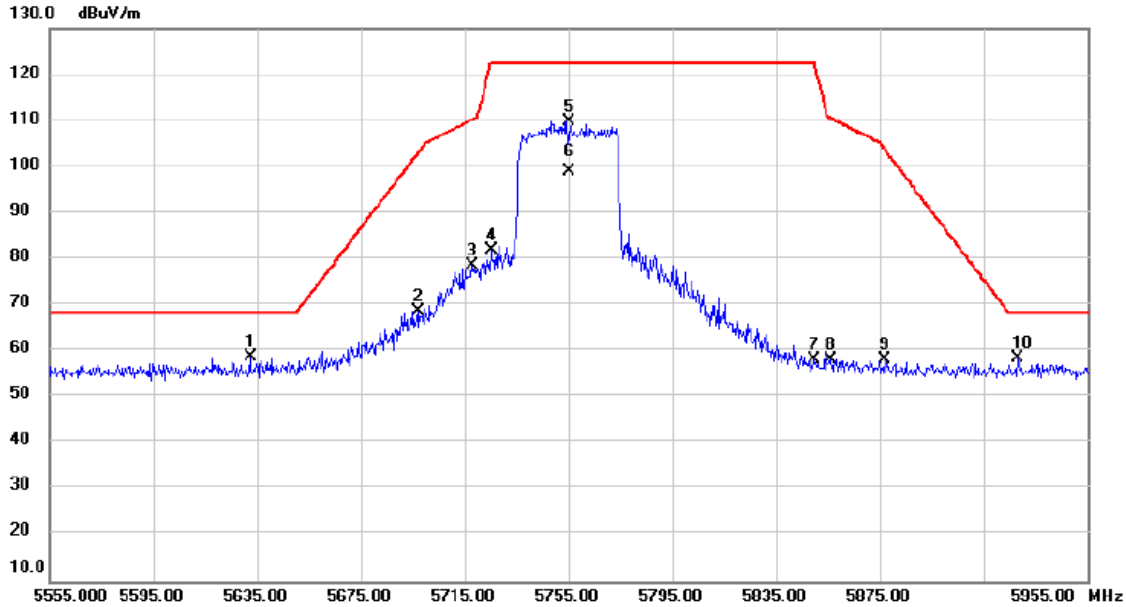


| No. | Mk. | Freq. MHz | Reading Level dBuV | Correct Factor dB | Measure- ment dBuV/m | Limit dBuV/m | Over dB | Detector | Comment |
|-----|-----|--------------|--------------------------|-------------------------|----------------------------|-----------------|------------|----------|----------|
| 1 | * | 5670.000 | 109.94 | 1.67 | 111.61 | 74.00 | 37.61 | peak | No Limit |
| 2 | X | 5670.000 | 98.35 | 1.67 | 100.02 | 74.00 | 26.02 | AVG | No Limit |
| 3 | | 5772.413 | 58.67 | 1.91 | 60.58 | 68.20 | -7.62 | peak | |

REMARKS:

- (1) Measurement Value = Reading Level + Correct Factor.
- (2) Margin Level = Measurement Value - Limit Value.

| | | | |
|----------------|----------------------|--------------|------------|
| Test Mode | IEEE 802.11ax (HE40) | Test Date | 2023/7/26 |
| Test Frequency | 5755MHz | Polarization | Horizontal |
| Temp | 27°C | Hum. | 56% |

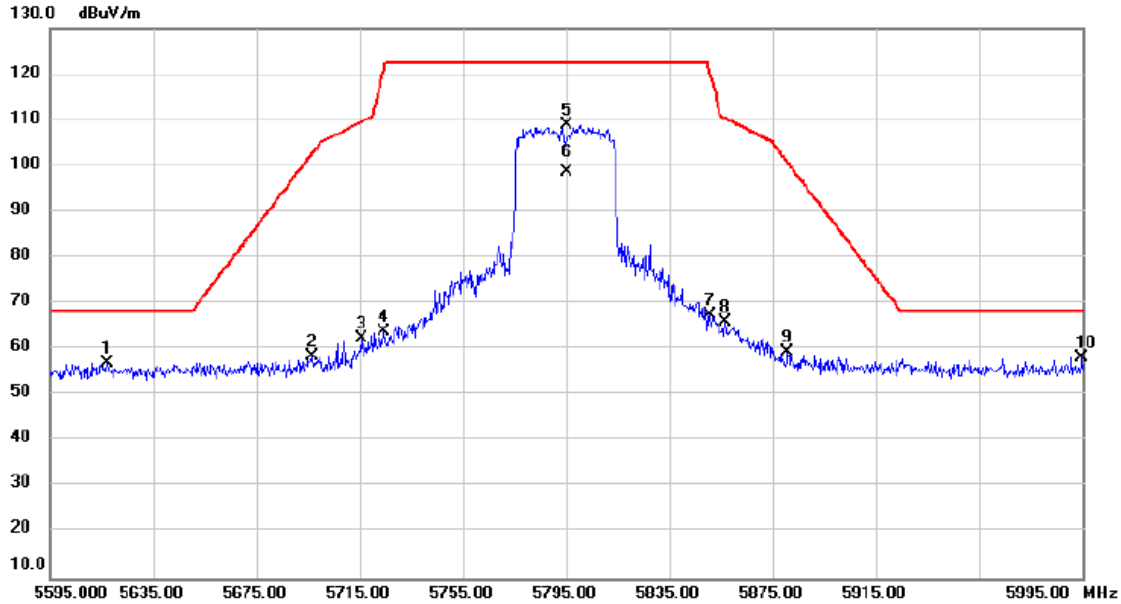


| No. | Mk. | Freq. MHz | Reading Level dBuV | Correct Factor dB | Measure- ment dBuV/m | Limit dBuV/m | Over dB | Detector | Comment |
|-----|-----|--------------|--------------------------|-------------------------|----------------------------|-----------------|------------|----------|----------|
| 1 | * | 5632.427 | 57.14 | 1.57 | 58.71 | 68.20 | -9.49 | peak | |
| 2 | | 5696.893 | 67.06 | 1.72 | 68.78 | 102.91 | -34.13 | peak | |
| 3 | | 5717.733 | 76.91 | 1.78 | 78.69 | 110.17 | -31.48 | peak | |
| 4 | | 5725.253 | 79.95 | 1.80 | 81.75 | 122.20 | -40.45 | peak | |
| 5 | | 5755.000 | 107.89 | 1.87 | 109.76 | 122.20 | -12.44 | peak | No Limit |
| 6 | | 5755.000 | 96.98 | 1.87 | 98.85 | 122.20 | -23.35 | AVG | No Limit |
| 7 | | 5849.933 | 56.00 | 2.10 | 58.10 | 122.20 | -64.10 | peak | |
| 8 | | 5855.867 | 56.15 | 2.11 | 58.26 | 110.56 | -52.30 | peak | |
| 9 | | 5876.680 | 56.08 | 2.16 | 58.24 | 103.95 | -45.71 | peak | |
| 10 | | 5928.067 | 56.04 | 2.28 | 58.32 | 68.20 | -9.88 | peak | |

REMARKS:

- (1) Measurement Value = Reading Level + Correct Factor.
- (2) Margin Level = Measurement Value - Limit Value.

| | | | |
|----------------|----------------------|--------------|------------|
| Test Mode | IEEE 802.11ax (HE40) | Test Date | 2023/7/26 |
| Test Frequency | 5795MHz | Polarization | Horizontal |
| Temp | 27°C | Hum. | 56% |

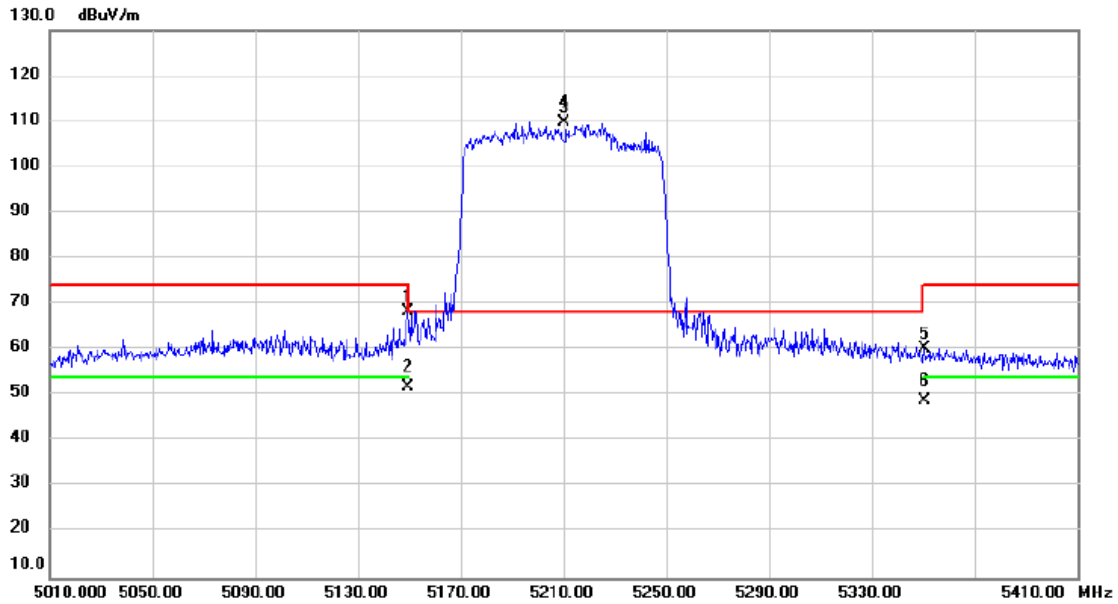


| No. | Mk. | Freq. MHz | Reading Level dBuV | Correct Factor dB | Measure- ment dBuV/m | Limit dBuV/m | Over dB | Detector | Comment |
|-----|-----|--------------|--------------------------|-------------------------|----------------------------|-----------------|------------|----------|----------|
| 1 | | 5617.200 | 55.56 | 1.54 | 57.10 | 68.20 | -11.10 | peak | |
| 2 | | 5696.453 | 56.77 | 1.72 | 58.49 | 102.59 | -44.10 | peak | |
| 3 | | 5715.693 | 60.53 | 1.78 | 62.31 | 109.60 | -47.29 | peak | |
| 4 | | 5724.320 | 61.92 | 1.79 | 63.71 | 120.65 | -56.94 | peak | |
| 5 | | 5795.000 | 106.79 | 1.96 | 108.75 | 122.20 | -13.45 | peak | No Limit |
| 6 | | 5795.000 | 96.83 | 1.96 | 98.79 | 122.20 | -23.41 | AVG | No Limit |
| 7 | | 5850.867 | 65.38 | 2.10 | 67.48 | 120.22 | -52.74 | peak | |
| 8 | | 5856.587 | 63.84 | 2.11 | 65.95 | 110.35 | -44.40 | peak | |
| 9 | | 5880.653 | 57.24 | 2.17 | 59.41 | 101.00 | -41.59 | peak | |
| 10 | * | 5994.640 | 55.85 | 2.45 | 58.30 | 68.20 | -9.90 | peak | |

REMARKS:

- (1) Measurement Value = Reading Level + Correct Factor.
- (2) Margin Level = Measurement Value - Limit Value.

| | | | |
|----------------|----------------------|--------------|------------|
| Test Mode | IEEE 802.11ax (HE80) | Test Date | 2023/8/7 |
| Test Frequency | 5210MHz | Polarization | Horizontal |
| Temp | 28°C | Hum. | 60% |

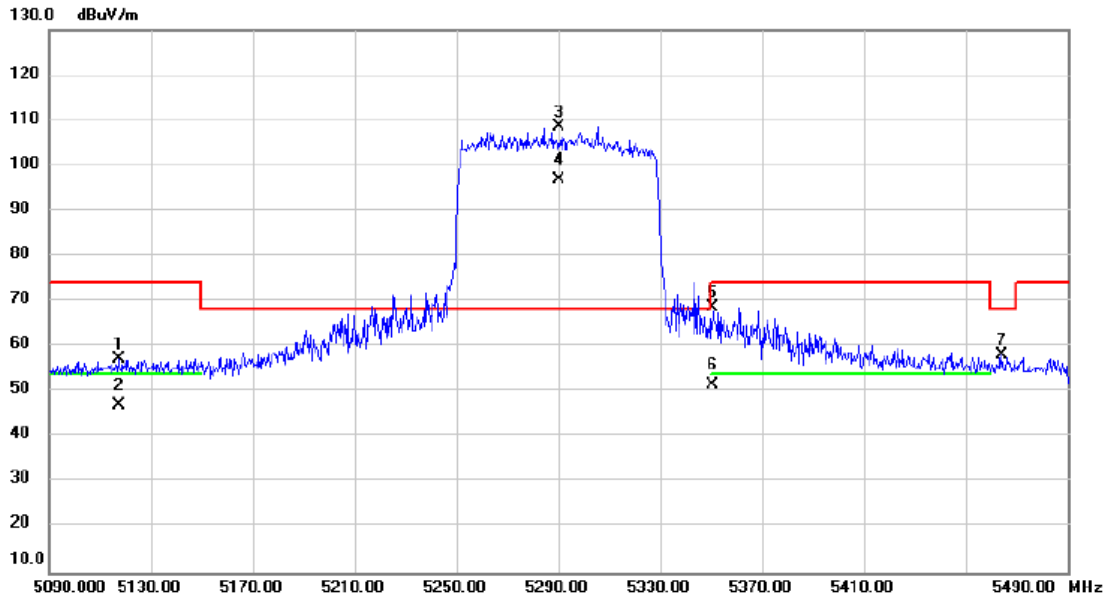


| No. | Mk. | Freq. | Reading Level | Correct Factor | Measurement | Limit | Over | Detector | Comment |
|-----|-----|----------|---------------|----------------|-------------|--------|--------|----------|----------|
| | | MHz | dBuV | dB | dBuV/m | dBuV/m | dB | | |
| 1 | | 5149.587 | 67.26 | 1.15 | 68.41 | 74.00 | -5.59 | peak | |
| 2 | | 5149.587 | 50.78 | 1.15 | 51.93 | 54.00 | -2.07 | AVG | |
| 3 | * | 5210.000 | 108.47 | 1.17 | 109.64 | 68.20 | 41.44 | peak | No Limit |
| 4 | X | 5210.000 | 108.47 | 1.17 | 109.64 | 68.20 | 41.44 | AVG | No Limit |
| 5 | | 5350.573 | 58.95 | 1.21 | 60.16 | 74.00 | -13.84 | peak | |
| 6 | | 5350.573 | 47.56 | 1.21 | 48.77 | 54.00 | -5.23 | AVG | |

REMARKS:

- (1) Measurement Value = Reading Level + Correct Factor.
- (2) Margin Level = Measurement Value - Limit Value.

| | | | |
|----------------|----------------------|--------------|------------|
| Test Mode | IEEE 802.11ax (HE80) | Test Date | 2023/8/7 |
| Test Frequency | 5290MHz | Polarization | Horizontal |
| Temp | 28°C | Hum. | 60% |

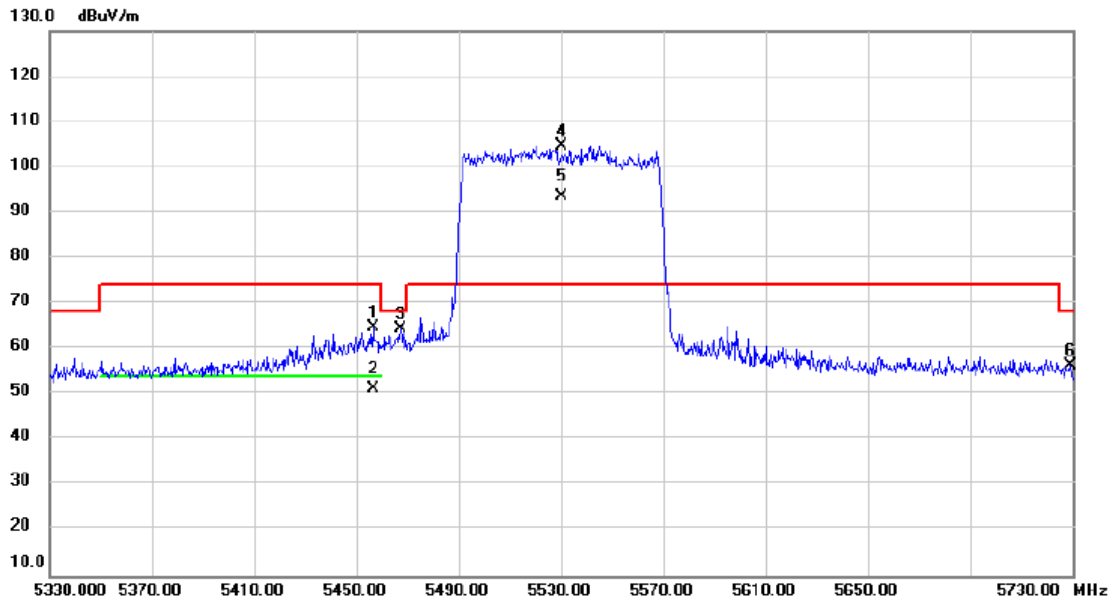


| No. | Mk. | Freq. MHz | Reading Level dBuV | Correct Factor dB | Measure- ment dBuV/m | Limit dBuV/m | Over dB | Detector | Comment |
|-----|-----|--------------|--------------------------|-------------------------|----------------------------|-----------------|------------|----------|----------|
| 1 | | 5117.440 | 56.18 | 1.14 | 57.32 | 74.00 | -16.68 | peak | |
| 2 | | 5117.440 | 45.94 | 1.14 | 47.08 | 54.00 | -6.92 | AVG | |
| 3 | * | 5290.000 | 107.23 | 1.19 | 108.42 | 68.20 | 40.22 | peak | No Limit |
| 4 | X | 5290.000 | 95.79 | 1.19 | 96.98 | 68.20 | 28.78 | AVG | No Limit |
| 5 | | 5350.271 | 67.57 | 1.21 | 68.78 | 74.00 | -5.22 | peak | |
| 6 | | 5350.271 | 50.22 | 1.21 | 51.43 | 54.00 | -2.57 | AVG | |
| 7 | | 5464.187 | 56.88 | 1.24 | 58.12 | 68.20 | -10.08 | peak | |

REMARKS:

- (1) Measurement Value = Reading Level + Correct Factor.
- (2) Margin Level = Measurement Value - Limit Value.

| | | | |
|----------------|----------------------|--------------|------------|
| Test Mode | IEEE 802.11ax (HE80) | Test Date | 2023/8/7 |
| Test Frequency | 5530MHz | Polarization | Horizontal |
| Temp | 28°C | Hum. | 60% |

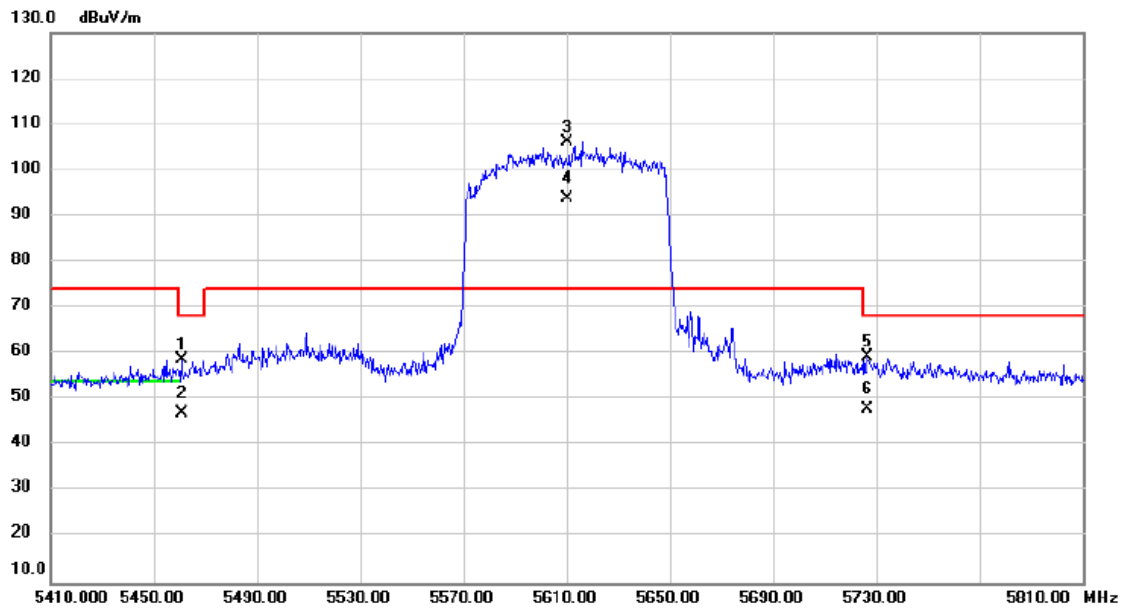


| No. | Mk. | Freq. MHz | Reading Level dBuV | Correct Factor dB | Measure- ment dBuV/m | Limit dBuV/m | Over dB | Detector | Comment |
|-----|-----|--------------|--------------------------|-------------------------|----------------------------|-----------------|------------|----------|----------|
| 1 | | 5456.573 | 63.56 | 1.23 | 64.79 | 74.00 | -9.21 | peak | |
| 2 | | 5456.573 | 49.91 | 1.23 | 51.14 | 54.00 | -2.86 | AVG | |
| 3 | | 5467.213 | 63.27 | 1.24 | 64.51 | 68.20 | -3.69 | peak | |
| 4 | * | 5530.000 | 103.32 | 1.32 | 104.64 | 74.00 | 30.64 | peak | No Limit |
| 5 | X | 5530.000 | 92.28 | 1.32 | 93.60 | 74.00 | 19.60 | AVG | No Limit |
| 6 | | 5729.440 | 54.68 | 1.80 | 56.48 | 68.20 | -11.72 | peak | |

REMARKS:

- (1) Measurement Value = Reading Level + Correct Factor.
- (2) Margin Level = Measurement Value - Limit Value.

| | | | |
|----------------|----------------------|--------------|------------|
| Test Mode | IEEE 802.11ax (HE80) | Test Date | 2023/8/7 |
| Test Frequency | 5610MHz | Polarization | Horizontal |
| Temp | 28°C | Hum. | 60% |

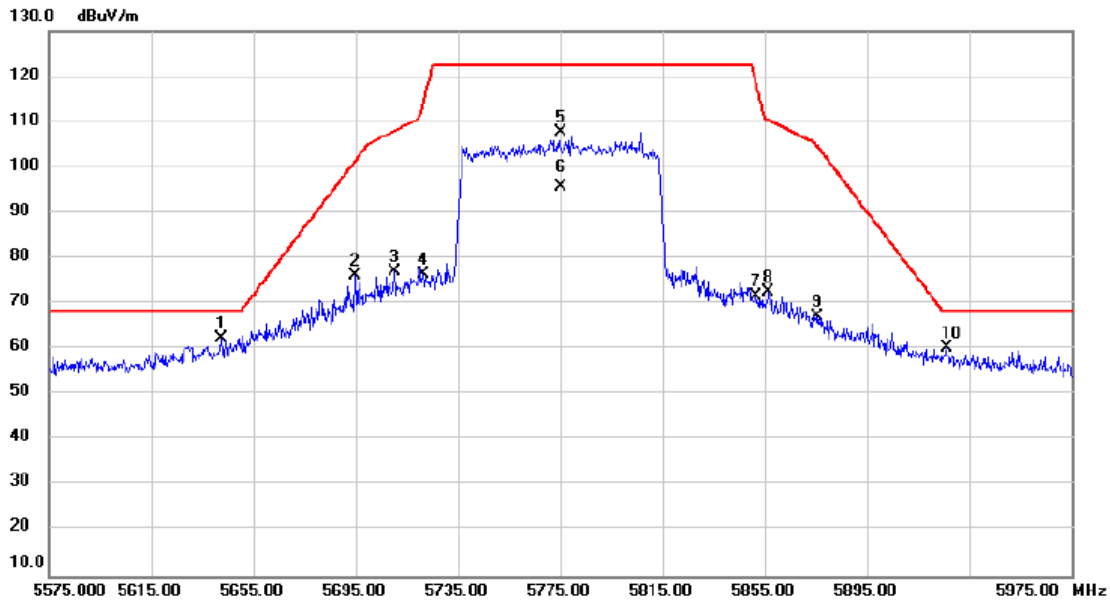


| No. | Mk. | Freq. | Reading Level | Correct Factor | Measurement | Limit | Over | Detector | Comment |
|-----|-----|----------|---------------|----------------|-------------|--------|--------|----------|----------|
| | | MHz | dBuV | dB | dBuV/m | dBuV/m | dB | | |
| 1 | | 5460.693 | 57.62 | 1.24 | 58.86 | 68.20 | -9.34 | peak | |
| 2 | | 5460.693 | 45.89 | 1.24 | 47.13 | 68.20 | -21.07 | AVG | |
| 3 | * | 5610.000 | 104.60 | 1.51 | 106.11 | 74.00 | 32.11 | peak | No Limit |
| 4 | X | 5610.000 | 92.45 | 1.51 | 93.96 | 74.00 | 19.96 | AVG | No Limit |
| 5 | | 5726.773 | 57.43 | 1.80 | 59.23 | 68.20 | -8.97 | peak | |
| 6 | | 5726.773 | 46.27 | 1.80 | 48.07 | 68.20 | -20.13 | AVG | |

REMARKS:

- (1) Measurement Value = Reading Level + Correct Factor.
- (2) Margin Level = Measurement Value - Limit Value.

| | | | |
|----------------|----------------------|--------------|------------|
| Test Mode | IEEE 802.11ax (HE80) | Test Date | 2023/7/26 |
| Test Frequency | 5775MHz | Polarization | Horizontal |
| Temp | 27°C | Hum. | 56% |

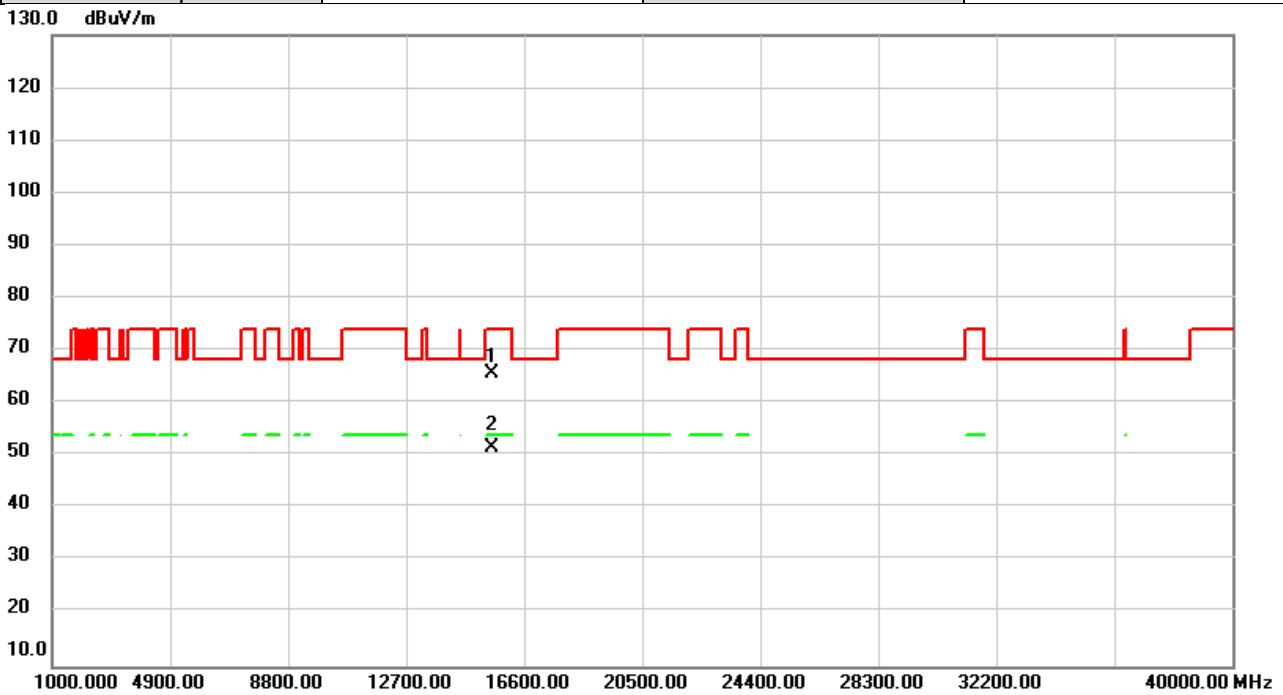


| No. | Mk. | Freq. MHz | Reading Level dBuV | Correct Factor dB | Measure- ment dBuV/m | Limit dBuV/m | Over dB | Detector | Comment |
|-----|-----|--------------|--------------------------|-------------------------|----------------------------|-----------------|------------|----------|----------|
| 1 | * | 5642.587 | 60.71 | 1.60 | 62.31 | 68.20 | -5.89 | peak | |
| 2 | | 5694.600 | 74.40 | 1.72 | 76.12 | 101.22 | -25.10 | peak | |
| 3 | | 5710.093 | 75.24 | 1.76 | 77.00 | 108.03 | -31.03 | peak | |
| 4 | | 5721.320 | 74.60 | 1.79 | 76.39 | 113.81 | -37.42 | peak | |
| 5 | | 5775.000 | 105.61 | 1.91 | 107.52 | 122.20 | -14.68 | peak | No Limit |
| 6 | | 5775.000 | 93.73 | 1.91 | 95.64 | 122.20 | -26.56 | AVG | No Limit |
| 7 | | 5851.560 | 69.65 | 2.10 | 71.75 | 118.64 | -46.89 | peak | |
| 8 | | 5856.240 | 70.57 | 2.11 | 72.68 | 110.45 | -37.77 | peak | |
| 9 | | 5875.307 | 65.04 | 2.16 | 67.20 | 104.97 | -37.77 | peak | |
| 10 | | 5926.093 | 58.05 | 2.28 | 60.33 | 68.20 | -7.87 | peak | |

REMARKS:

- (1) Measurement Value = Reading Level + Correct Factor.
- (2) Margin Level = Measurement Value - Limit Value.

| | | | |
|----------------|--------------|--------------|-----------|
| Test Mode | IEEE 802.11a | Test Date | 2023/7/27 |
| Test Frequency | 5180MHz | Polarization | Vertical |
| Temp | 26°C | Hum. | 59% |

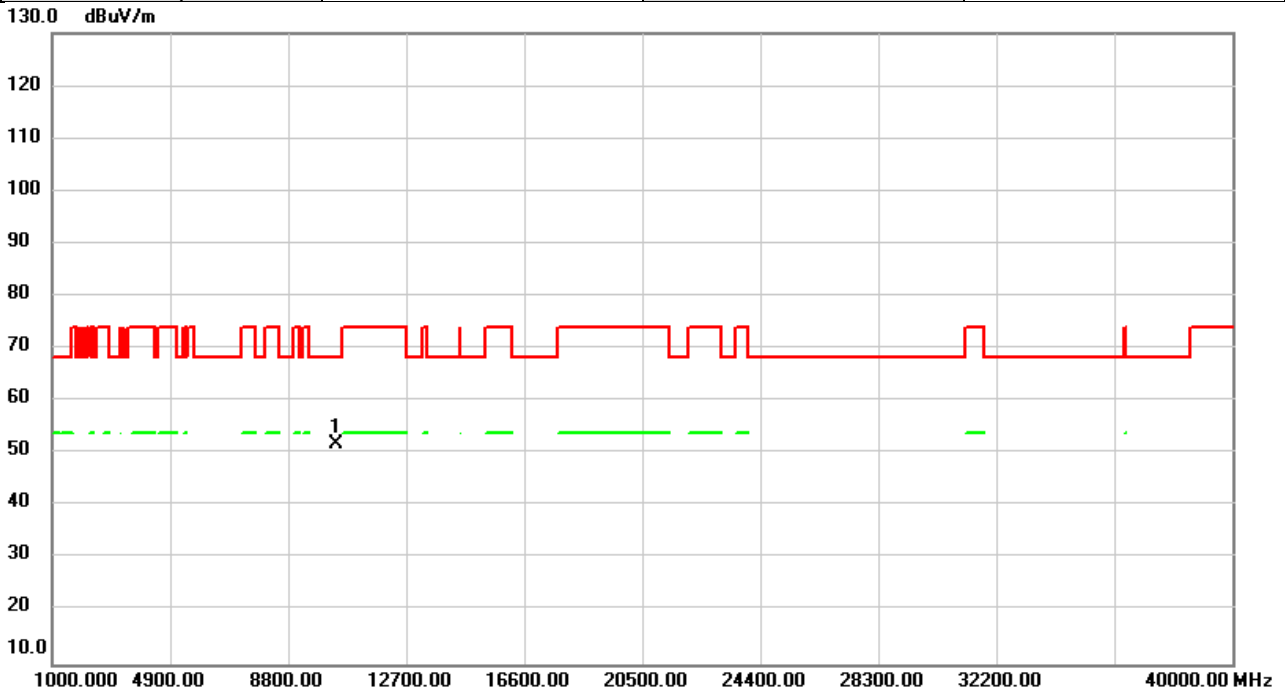


| No. | Mk. | Freq. MHz | Reading Level dBuV | Correct Factor dB | Measure- ment dBuV/m | Limit dBuV/m | Over dB | Detector | Comment |
|-----|-----|--------------|--------------------------|-------------------------|----------------------------|-----------------|------------|----------|---------|
| 1 | | 15540.00 | 58.50 | 7.12 | 65.62 | 74.00 | -8.38 | peak | |
| 2 | * | 15540.00 | 44.53 | 7.12 | 51.65 | 54.00 | -2.35 | AVG | |

REMARKS:

- (1) Measurement Value = Reading Level + Correct Factor.
- (2) Margin Level = Measurement Value - Limit Value.

| | | | |
|----------------|--------------|--------------|------------|
| Test Mode | IEEE 802.11a | Test Date | 2023/7/27 |
| Test Frequency | 5180MHz | Polarization | Horizontal |
| Temp | 26°C | Hum. | 59% |

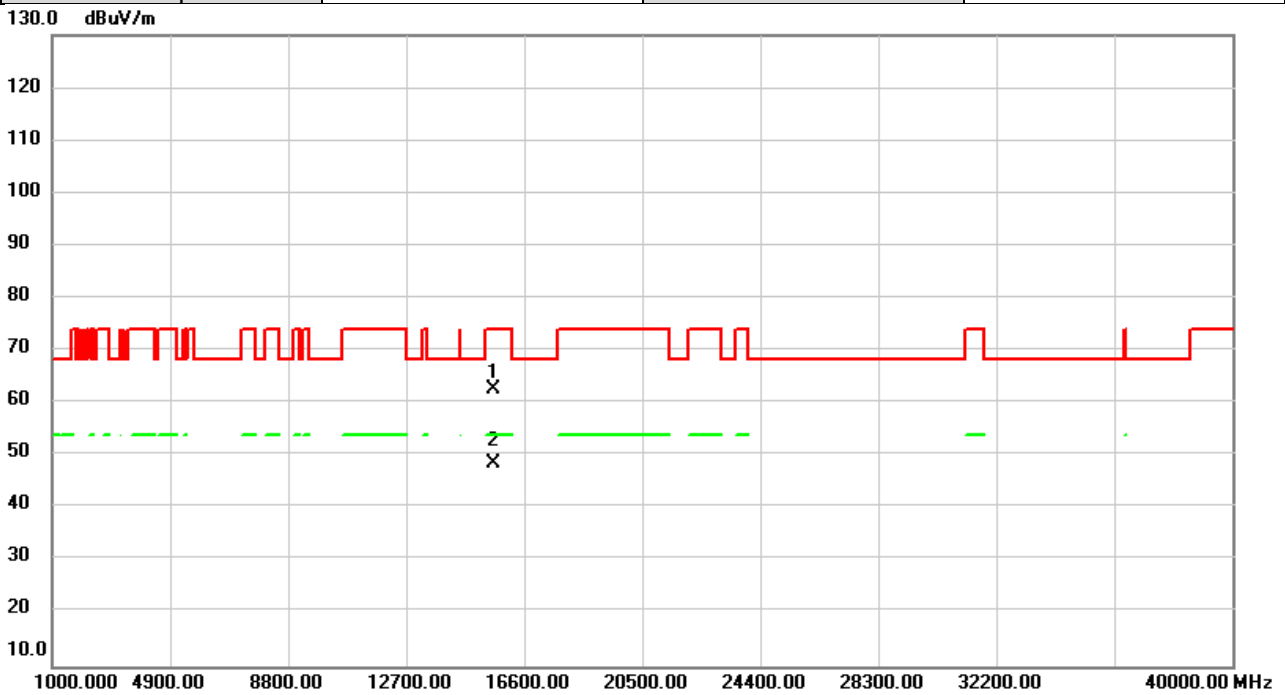


| No. | Mk. | Freq. MHz | Reading Level dBuV | Correct Factor dB | Measure- ment dBuV/m | Limit dBuV/m | Over dB | Detector | Comment |
|-----|-----|--------------|--------------------------|-------------------------|----------------------------|-----------------|------------|----------|---------|
| 1 | * | 10360.00 | 46.31 | 5.53 | 51.84 | 68.20 | -16.36 | peak | |

REMARKS:

- (1) Measurement Value = Reading Level + Correct Factor.
- (2) Margin Level = Measurement Value - Limit Value.

| | | | |
|----------------|--------------|--------------|-----------|
| Test Mode | IEEE 802.11a | Test Date | 2023/7/27 |
| Test Frequency | 5200MHz | Polarization | Vertical |
| Temp | 26°C | Hum. | 59% |

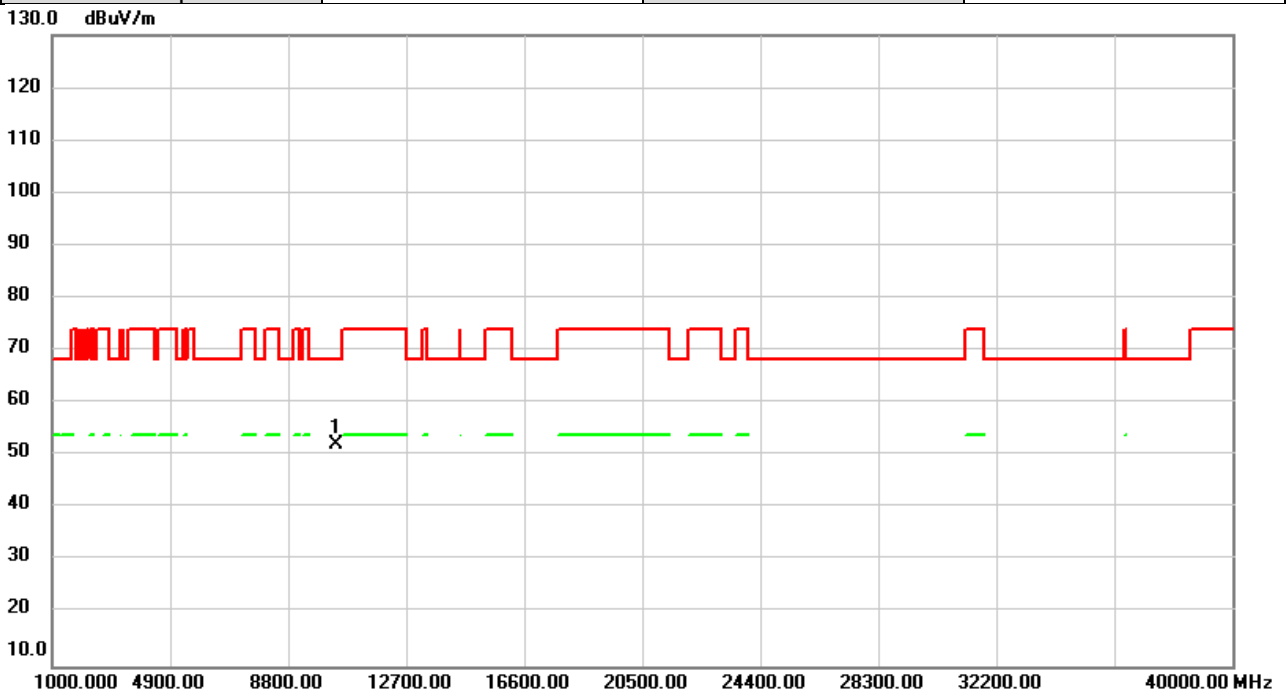


| No. | Mk. | Freq. MHz | Reading Level dBuV | Correct Factor dB | Measure- ment dBuV/m | Limit dBuV/m | Over dB | Detector | Comment |
|-----|-----|--------------|--------------------------|-------------------------|----------------------------|-----------------|------------|----------|---------|
| 1 | | 15600.00 | 55.43 | 7.13 | 62.56 | 74.00 | -11.44 | peak | |
| 2 | * | 15600.00 | 41.45 | 7.13 | 48.58 | 54.00 | -5.42 | AVG | |

REMARKS:

- (1) Measurement Value = Reading Level + Correct Factor.
- (2) Margin Level = Measurement Value - Limit Value.

| | | | |
|----------------|--------------|--------------|------------|
| Test Mode | IEEE 802.11a | Test Date | 2023/7/27 |
| Test Frequency | 5200MHz | Polarization | Horizontal |
| Temp | 26°C | Hum. | 59% |

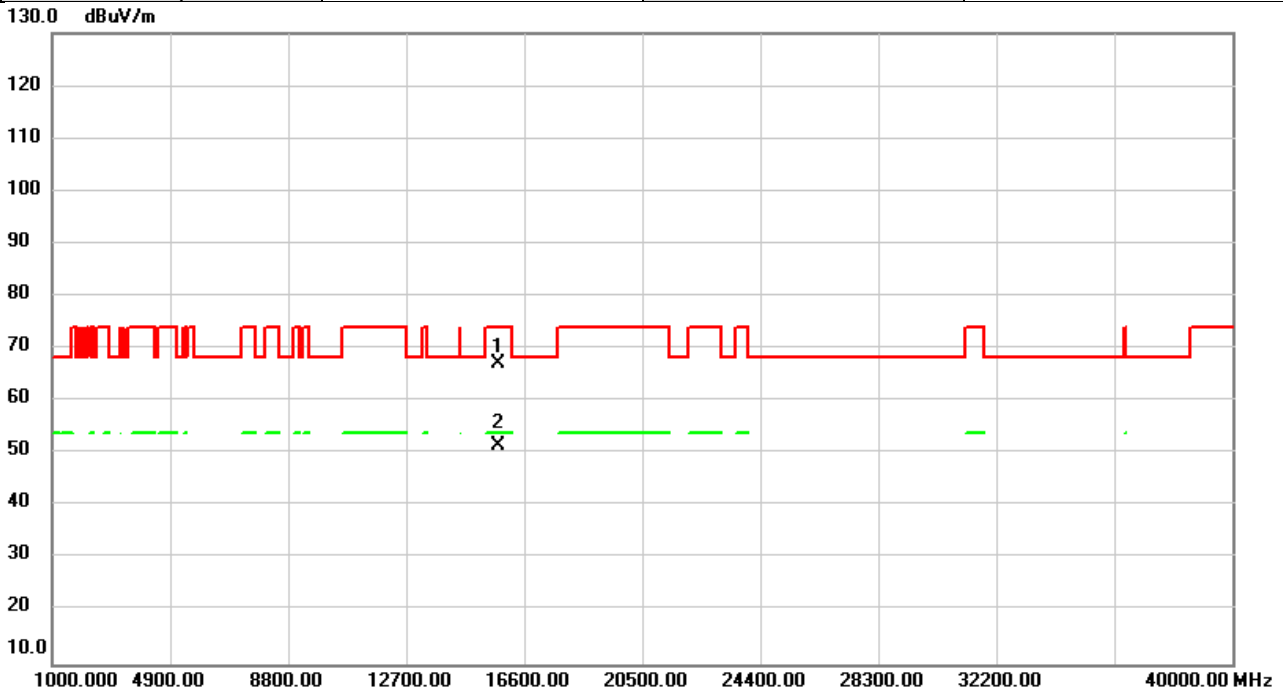


| No. | Mk. | Freq. | Reading Level | Correct Factor | Measurement | Limit | Over | Detector | Comment |
|-----|-----|----------|---------------|----------------|-------------|--------|--------|----------|---------|
| | | MHz | dBuV | dB | dBuV/m | dBuV/m | dB | | |
| 1 | * | 10400.00 | 46.78 | 5.45 | 52.23 | 68.20 | -15.97 | peak | |

REMARKS:

- (1) Measurement Value = Reading Level + Correct Factor.
- (2) Margin Level = Measurement Value - Limit Value.

| | | | |
|----------------|--------------|--------------|-----------|
| Test Mode | IEEE 802.11a | Test Date | 2023/7/27 |
| Test Frequency | 5240MHz | Polarization | Vertical |
| Temp | 26°C | Hum. | 59% |

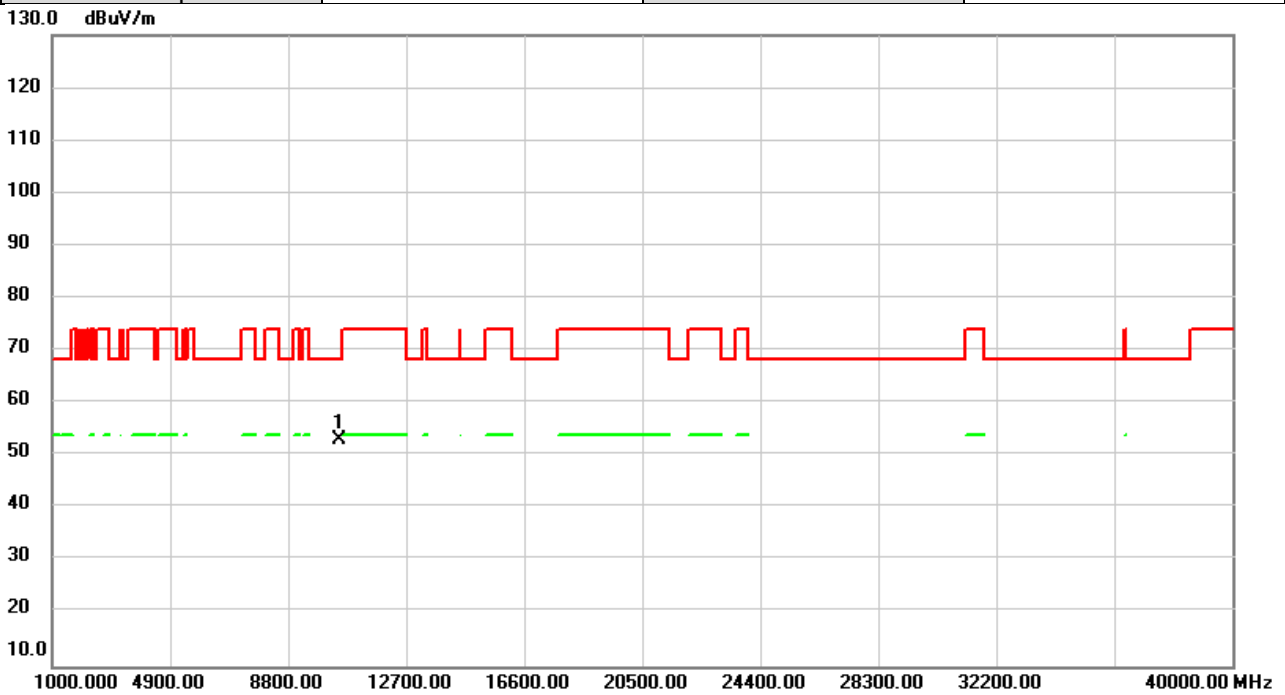


| No. | Mk. | Freq. | Reading Level | Correct Factor | Measurement | Limit | Over | Detector | Comment |
|-----|-----|----------|---------------|----------------|-------------|--------|-------|----------|---------|
| | | MHz | dBuV | dB | dBuV/m | dBuV/m | dB | | |
| 1 | | 15720.00 | 60.04 | 7.15 | 67.19 | 74.00 | -6.81 | peak | |
| 2 | * | 15720.00 | 44.47 | 7.15 | 51.62 | 54.00 | -2.38 | AVG | |

REMARKS:

- (1) Measurement Value = Reading Level + Correct Factor.
- (2) Margin Level = Measurement Value - Limit Value.

| | | | |
|----------------|--------------|--------------|------------|
| Test Mode | IEEE 802.11a | Test Date | 2023/7/27 |
| Test Frequency | 5240MHz | Polarization | Horizontal |
| Temp | 26°C | Hum. | 59% |

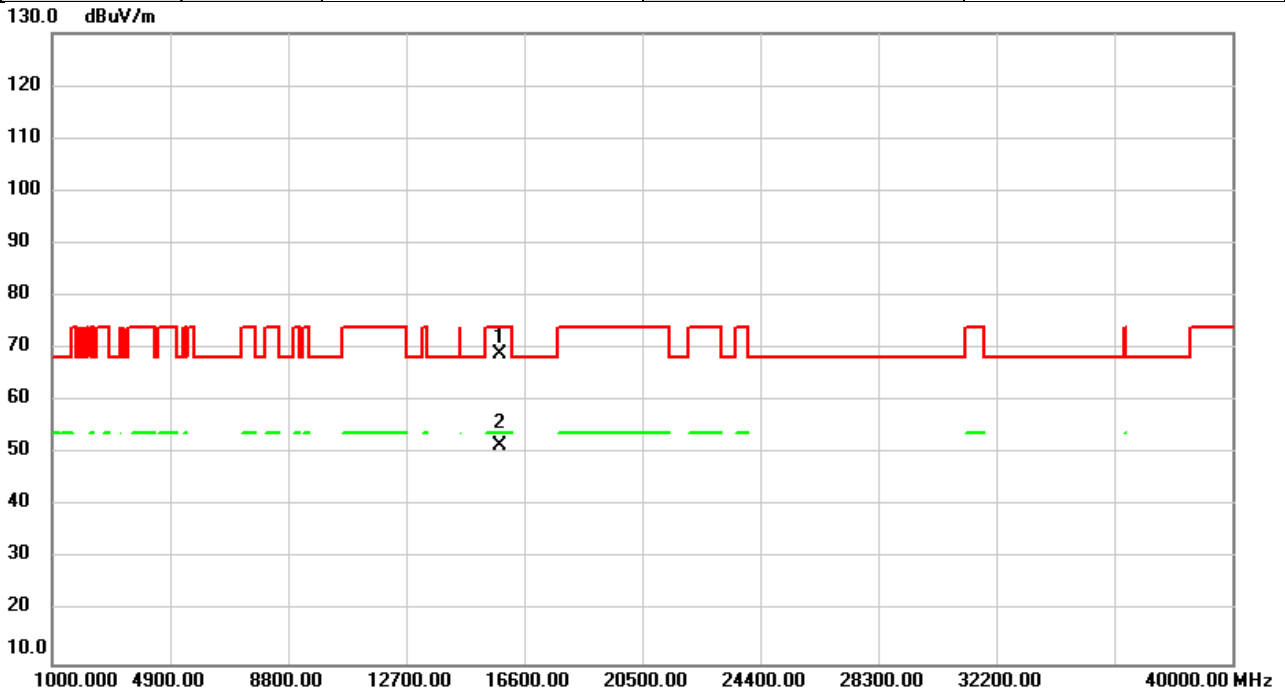


| No. | Mk. | Freq. | Reading Level | Correct Factor | Measurement | Limit | Over | Detector | Comment |
|-----|-----|----------|---------------|----------------|-------------|--------|--------|----------|---------|
| | | MHz | dBuV | dB | dBuV/m | dBuV/m | dB | | |
| 1 | * | 10480.00 | 47.79 | 5.31 | 53.10 | 68.20 | -15.10 | peak | |

REMARKS:

- (1) Measurement Value = Reading Level + Correct Factor.
- (2) Margin Level = Measurement Value - Limit Value.

| | | | |
|----------------|--------------|--------------|-----------|
| Test Mode | IEEE 802.11a | Test Date | 2023/7/27 |
| Test Frequency | 5260MHz | Polarization | Vertical |
| Temp | 26°C | Hum. | 59% |

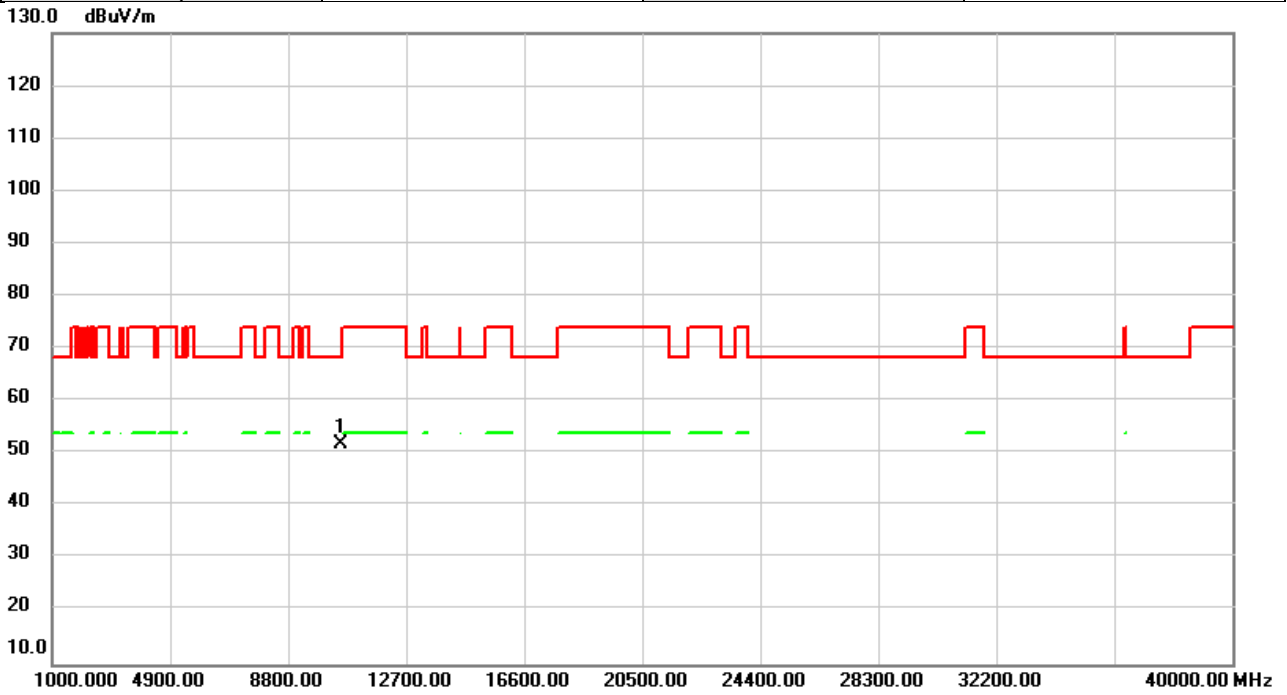


| No. | Mk. | Freq. MHz | Reading Level dBuV | Correct Factor dB | Measure- ment dBuV/m | Limit dBuV/m | Over dB | Detector | Comment |
|-----|-----|--------------|--------------------------|-------------------------|----------------------------|-----------------|------------|----------|---------|
| 1 | | 15780.00 | 61.83 | 7.17 | 69.00 | 74.00 | -5.00 | peak | |
| 2 | * | 15780.00 | 44.39 | 7.17 | 51.56 | 54.00 | -2.44 | AVG | |

REMARKS:

- (1) Measurement Value = Reading Level + Correct Factor.
- (2) Margin Level = Measurement Value - Limit Value.

| | | | |
|----------------|--------------|--------------|------------|
| Test Mode | IEEE 802.11a | Test Date | 2023/7/27 |
| Test Frequency | 5260MHz | Polarization | Horizontal |
| Temp | 26°C | Hum. | 59% |

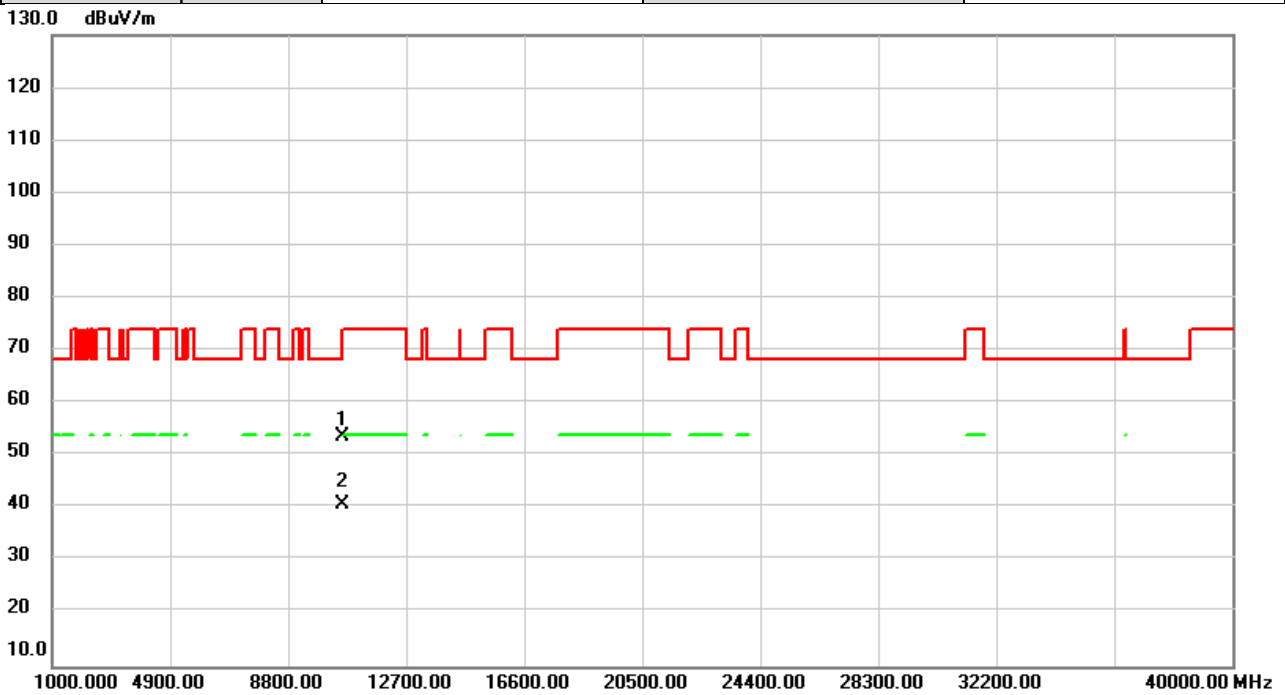


| No. | Mk. | Freq. MHz | Reading Level dBuV | Correct Factor dB | Measure- ment dBuV/m | Limit dBuV/m | Over dB | Detector | Comment |
|-----|-----|--------------|--------------------------|-------------------------|----------------------------|-----------------|------------|----------|---------|
| 1 | * | 10520.00 | 46.47 | 5.32 | 51.79 | 68.20 | -16.41 | peak | |

REMARKS:

- (1) Measurement Value = Reading Level + Correct Factor.
- (2) Margin Level = Measurement Value - Limit Value.

| | | | |
|----------------|--------------|--------------|-----------|
| Test Mode | IEEE 802.11a | Test Date | 2023/7/27 |
| Test Frequency | 5300MHz | Polarization | Vertical |
| Temp | 26°C | Hum. | 59% |

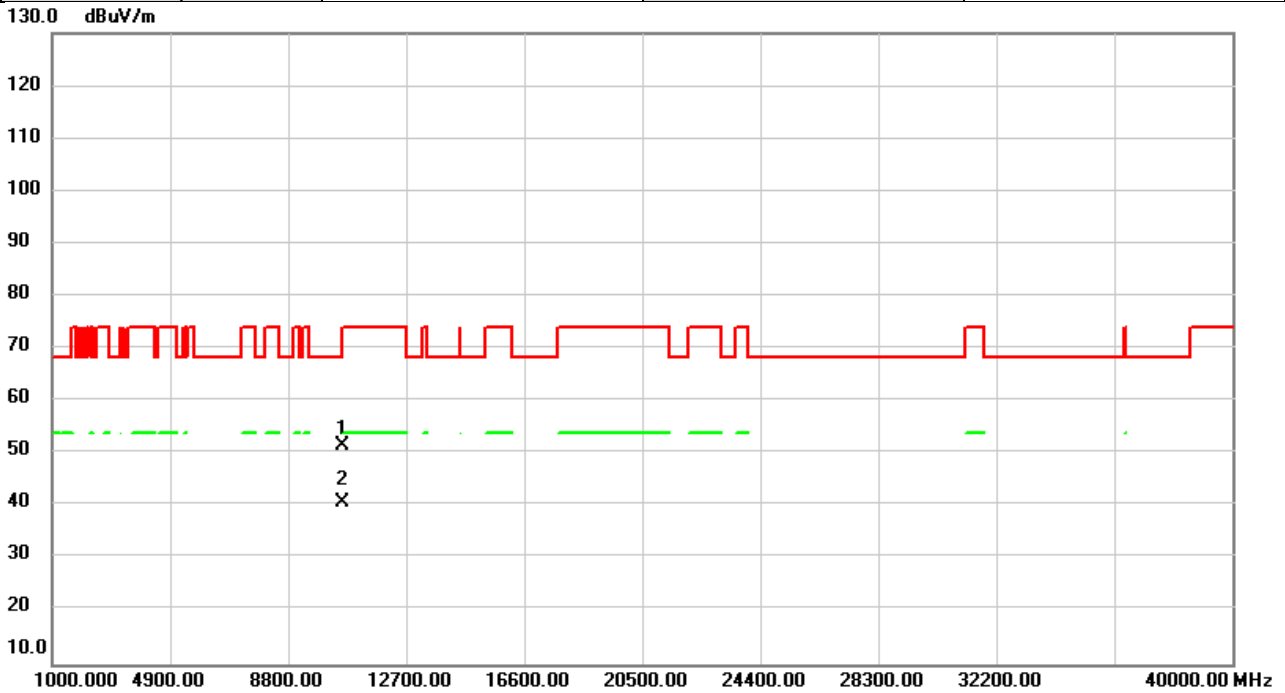


| No. | Mk. | Freq. | Reading Level | Correct Factor | Measurement | Limit | Over | Detector | Comment |
|-----|-----|----------|---------------|----------------|-------------|--------|--------|----------|---------|
| | | MHz | dBuV | dB | dBuV/m | dBuV/m | dB | | |
| 1 | | 10600.00 | 48.19 | 5.51 | 53.70 | 68.20 | -14.50 | peak | |
| 2 | * | 10600.00 | 35.10 | 5.51 | 40.61 | 54.00 | -13.39 | AVG | |

REMARKS:

- (1) Measurement Value = Reading Level + Correct Factor.
- (2) Margin Level = Measurement Value - Limit Value.

| | | | |
|----------------|--------------|--------------|------------|
| Test Mode | IEEE 802.11a | Test Date | 2023/7/27 |
| Test Frequency | 5300MHz | Polarization | Horizontal |
| Temp | 26°C | Hum. | 59% |

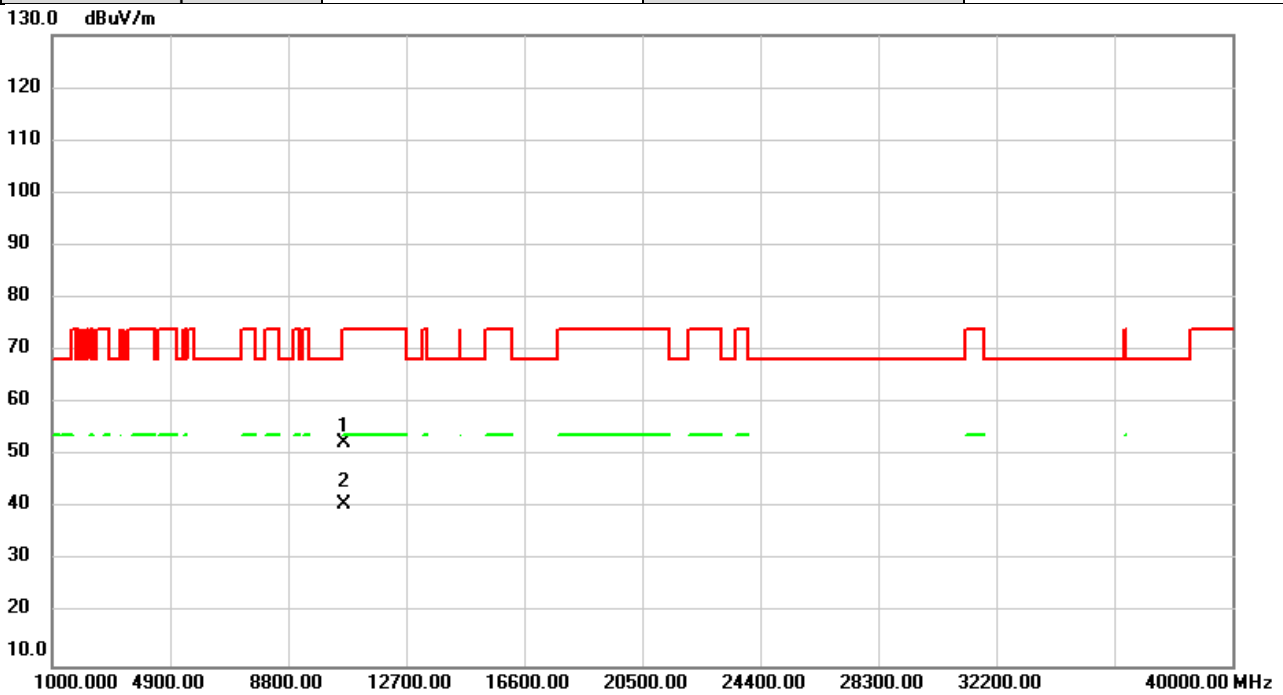


| No. | Mk. | Freq. | Reading Level | Correct Factor | Measurement | Limit | Over | Detector | Comment |
|-----|-----|----------|---------------|----------------|-------------|--------|--------|----------|---------|
| | | MHz | dBuV | dB | dBuV/m | dBuV/m | dB | | |
| 1 | | 10600.00 | 46.05 | 5.51 | 51.56 | 68.20 | -16.64 | peak | |
| 2 | * | 10600.00 | 35.11 | 5.51 | 40.62 | 54.00 | -13.38 | AVG | |

REMARKS:

- (1) Measurement Value = Reading Level + Correct Factor.
- (2) Margin Level = Measurement Value - Limit Value.

| | | | |
|----------------|--------------|--------------|-----------|
| Test Mode | IEEE 802.11a | Test Date | 2023/7/27 |
| Test Frequency | 5320MHz | Polarization | Vertical |
| Temp | 26°C | Hum. | 59% |

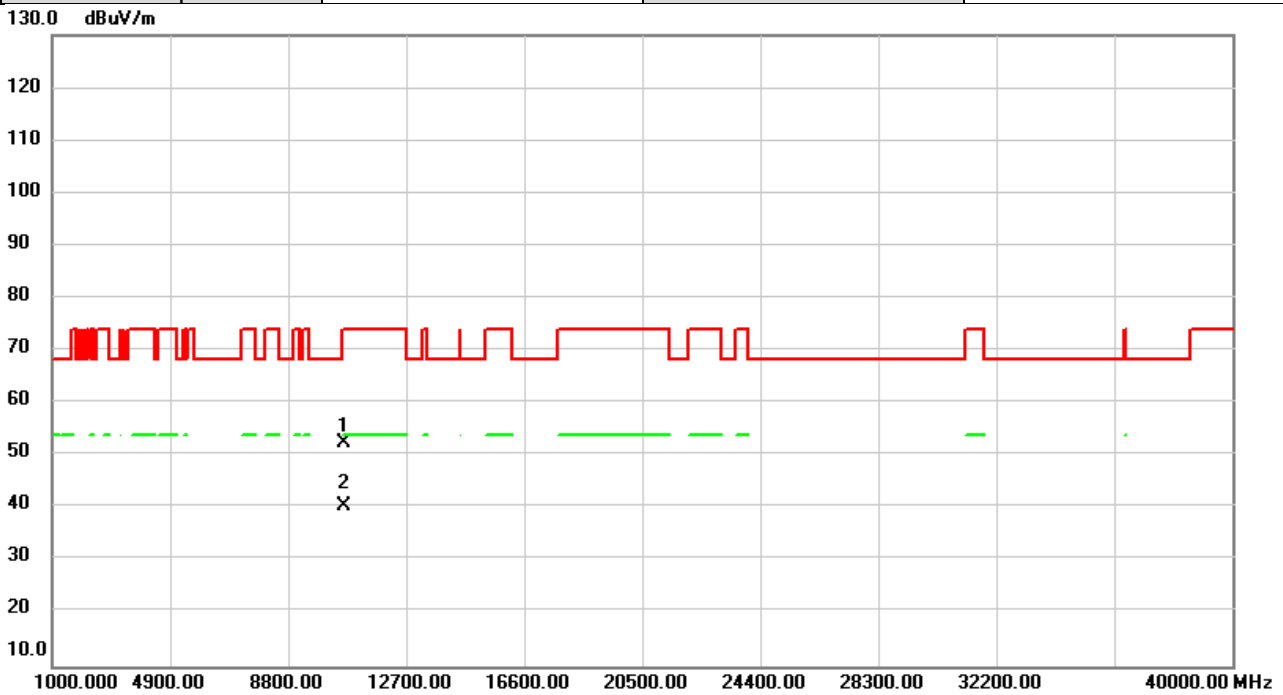


| No. | Mk. | Freq. MHz | Reading Level dBuV | Correct Factor dB | Measure- ment dBuV/m | Limit dBuV/m | Over dB | Detector | Comment |
|-----|-----|--------------|--------------------------|-------------------------|----------------------------|-----------------|------------|----------|---------|
| 1 | | 10640.00 | 46.80 | 5.61 | 52.41 | 74.00 | -21.59 | peak | |
| 2 | * | 10640.00 | 35.05 | 5.61 | 40.66 | 54.00 | -13.34 | AVG | |

REMARKS:

- (1) Measurement Value = Reading Level + Correct Factor.
- (2) Margin Level = Measurement Value - Limit Value.

| | | | |
|----------------|--------------|--------------|------------|
| Test Mode | IEEE 802.11a | Test Date | 2023/7/27 |
| Test Frequency | 5320MHz | Polarization | Horizontal |
| Temp | 26°C | Hum. | 59% |

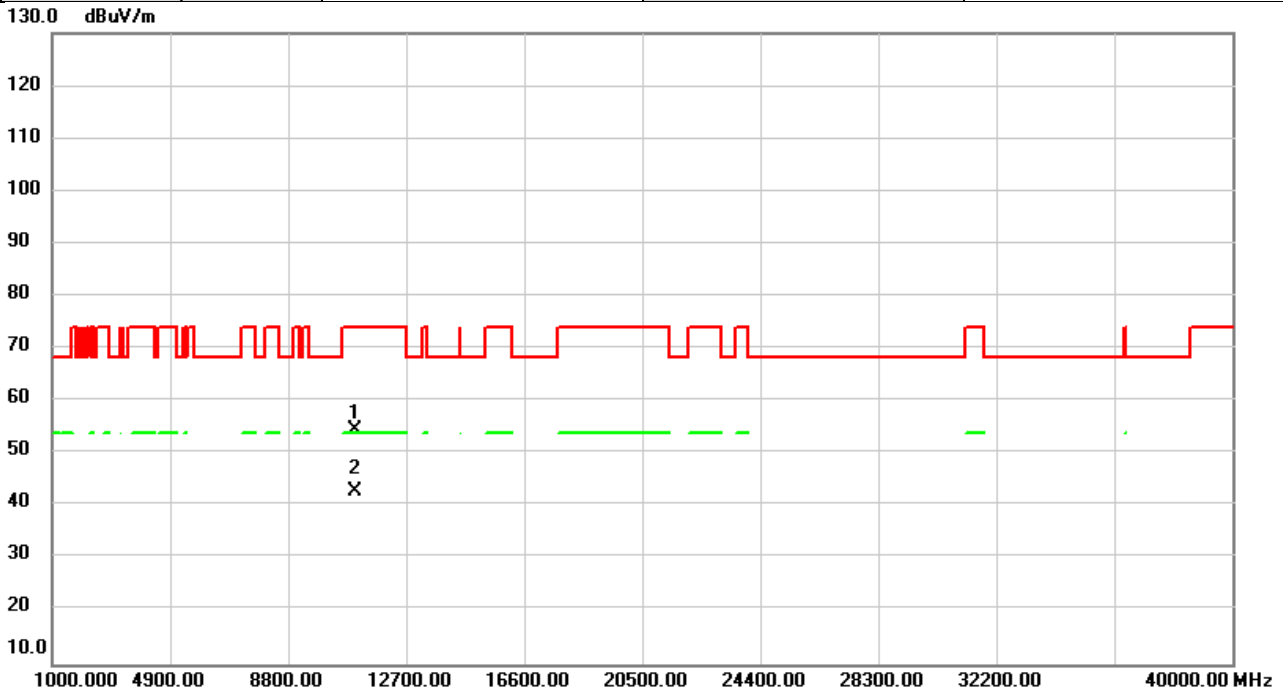


| No. | Mk. | Freq. MHz | Reading Level dBuV | Correct Factor dB | Measure- ment dBuV/m | Limit dBuV/m | Over dB | Detector | Comment |
|-----|-----|--------------|--------------------------|-------------------------|----------------------------|-----------------|------------|----------|---------|
| 1 | | 10640.00 | 46.84 | 5.61 | 52.45 | 74.00 | -21.55 | peak | |
| 2 | * | 10640.00 | 34.96 | 5.61 | 40.57 | 54.00 | -13.43 | AVG | |

REMARKS:

- (1) Measurement Value = Reading Level + Correct Factor.
- (2) Margin Level = Measurement Value - Limit Value.

| | | | |
|----------------|--------------|--------------|-----------|
| Test Mode | IEEE 802.11a | Test Date | 2023/7/27 |
| Test Frequency | 5500MHz | Polarization | Vertical |
| Temp | 26°C | Hum. | 59% |

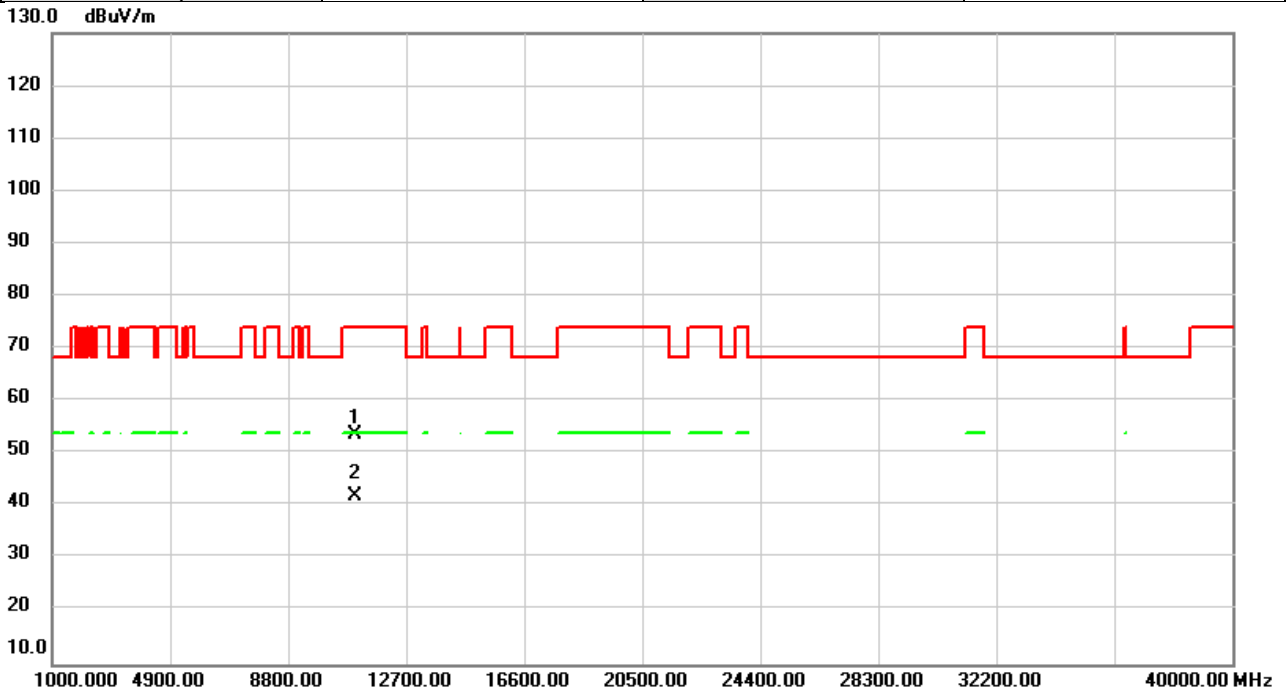


| No. | Mk. | Freq. MHz | Reading Level dBuV | Correct Factor dB | Measure- ment dBuV/m | Limit dBuV/m | Over dB | Detector | Comment |
|-----|-----|--------------|--------------------------|-------------------------|----------------------------|-----------------|------------|----------|---------|
| 1 | | 11000.00 | 47.97 | 6.44 | 54.41 | 74.00 | -19.59 | peak | |
| 2 | * | 11000.00 | 36.42 | 6.44 | 42.86 | 54.00 | -11.14 | AVG | |

REMARKS:

- (1) Measurement Value = Reading Level + Correct Factor.
- (2) Margin Level = Measurement Value - Limit Value.

| | | | |
|----------------|--------------|--------------|------------|
| Test Mode | IEEE 802.11a | Test Date | 2023/7/27 |
| Test Frequency | 5500MHz | Polarization | Horizontal |
| Temp | 26°C | Hum. | 59% |

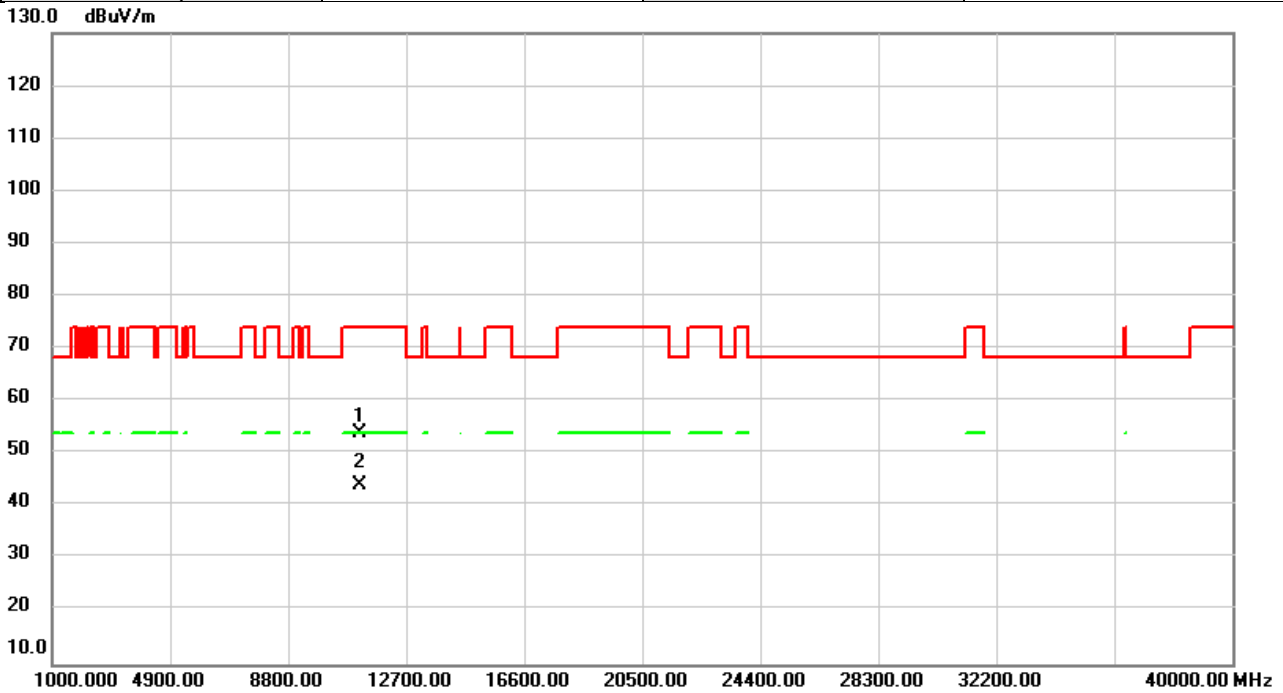


| No. | Mk. | Freq. MHz | Reading Level dBuV | Correct Factor dB | Measure- ment dBuV/m | Limit dBuV/m | Over dB | Detector | Comment |
|-----|-----|--------------|--------------------------|-------------------------|----------------------------|-----------------|------------|----------|---------|
| 1 | | 11000.00 | 47.08 | 6.44 | 53.52 | 74.00 | -20.48 | peak | |
| 2 | * | 11000.00 | 35.54 | 6.44 | 41.98 | 54.00 | -12.02 | AVG | |

REMARKS:

- (1) Measurement Value = Reading Level + Correct Factor.
- (2) Margin Level = Measurement Value - Limit Value.

| | | | |
|----------------|--------------|--------------|-----------|
| Test Mode | IEEE 802.11a | Test Date | 2023/7/27 |
| Test Frequency | 5580MHz | Polarization | Vertical |
| Temp | 26°C | Hum. | 59% |

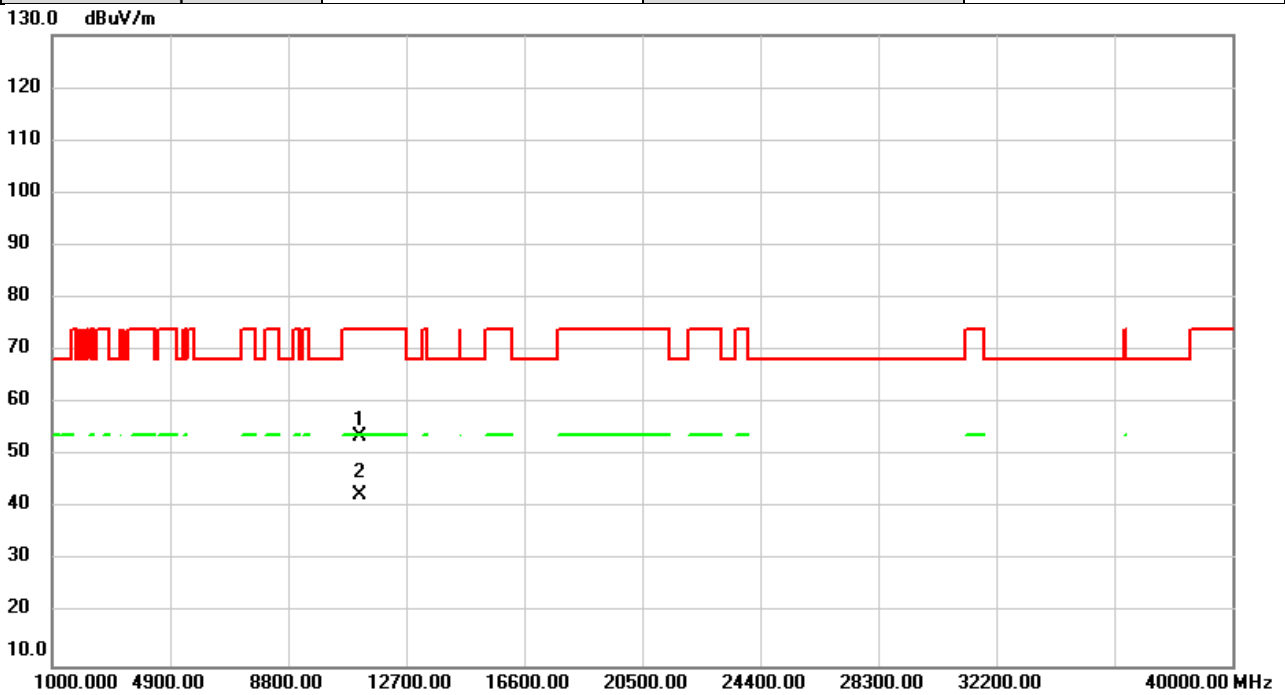


| No. | Mk. | Freq. | Reading Level | Correct Factor | Measurement | Limit | Over | Detector | Comment |
|-----|-----|----------|---------------|----------------|-------------|--------|--------|----------|---------|
| | | MHz | dBuV | dB | dBuV/m | dBuV/m | dB | | |
| 1 | | 11160.00 | 47.50 | 6.54 | 54.04 | 74.00 | -19.96 | peak | |
| 2 | * | 11160.00 | 37.37 | 6.54 | 43.91 | 54.00 | -10.09 | AVG | |

REMARKS:

- (1) Measurement Value = Reading Level + Correct Factor.
- (2) Margin Level = Measurement Value - Limit Value.

| | | | |
|----------------|--------------|--------------|------------|
| Test Mode | IEEE 802.11a | Test Date | 2023/7/27 |
| Test Frequency | 5580MHz | Polarization | Horizontal |
| Temp | 26°C | Hum. | 59% |

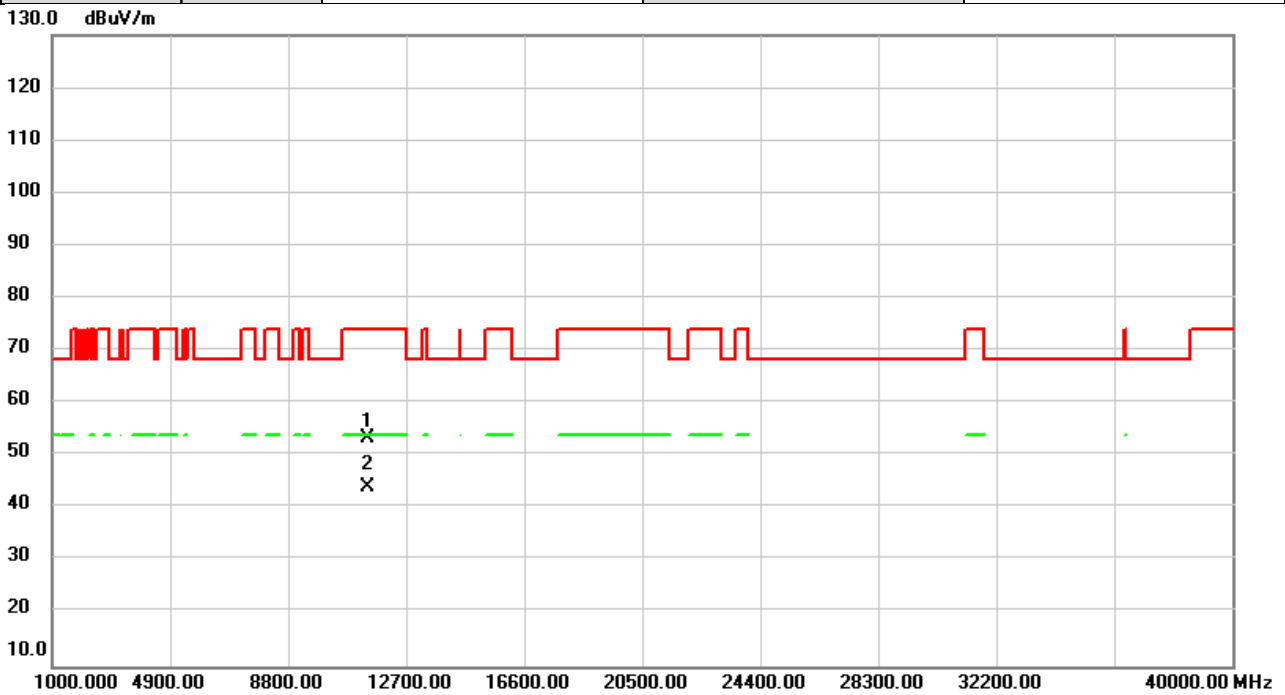


| No. | Mk. | Freq. MHz | Reading Level dBuV | Correct Factor dB | Measure- ment dBuV/m | Limit dBuV/m | Over dB | Detector | Comment |
|-----|-----|--------------|--------------------------|-------------------------|----------------------------|-----------------|------------|----------|---------|
| 1 | | 11160.00 | 47.05 | 6.54 | 53.59 | 74.00 | -20.41 | peak | |
| 2 | * | 11160.00 | 35.98 | 6.54 | 42.52 | 54.00 | -11.48 | AVG | |

REMARKS:

- (1) Measurement Value = Reading Level + Correct Factor.
- (2) Margin Level = Measurement Value - Limit Value.

| | | | |
|----------------|--------------|--------------|-----------|
| Test Mode | IEEE 802.11a | Test Date | 2023/7/27 |
| Test Frequency | 5700MHz | Polarization | Vertical |
| Temp | 26°C | Hum. | 59% |

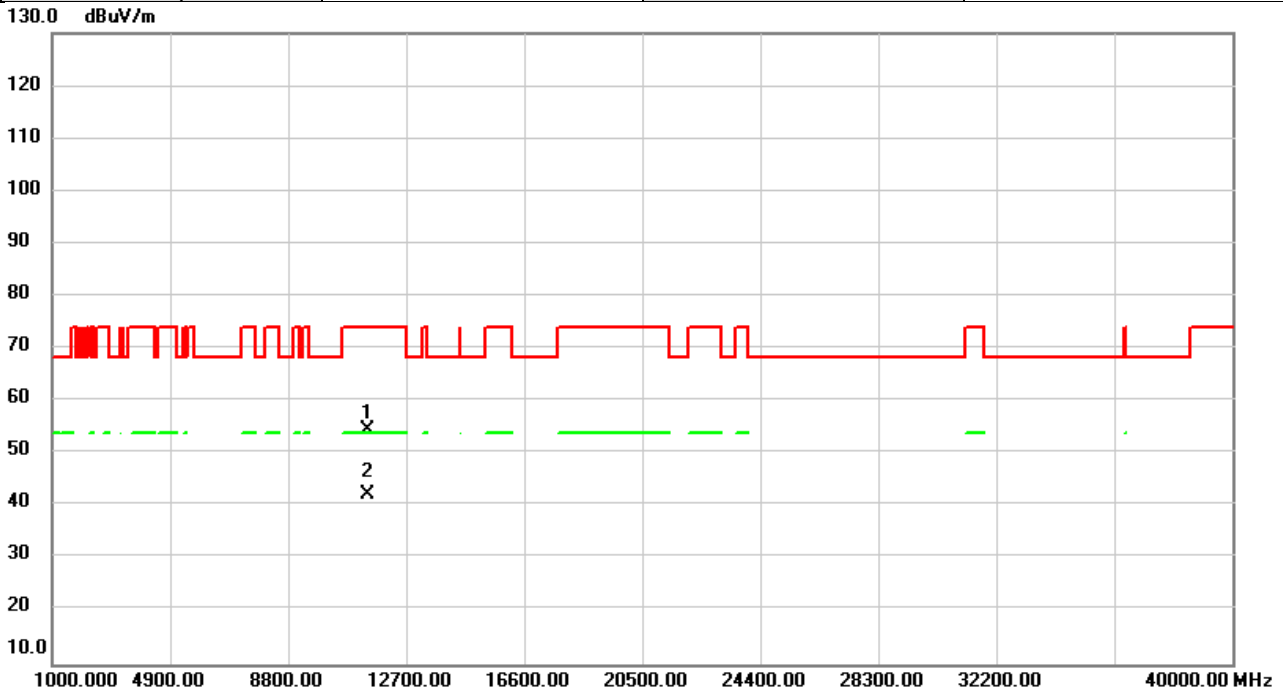


| No. | Mk. | Freq. | Reading Level | Correct Factor | Measurement | Limit | Over | Detector | Comment |
|-----|-----|----------|---------------|----------------|-------------|--------|--------|----------|---------|
| | | MHz | dBuV | dB | dBuV/m | dBuV/m | dB | | |
| 1 | | 11400.00 | 46.82 | 6.68 | 53.50 | 74.00 | -20.50 | peak | |
| 2 | * | 11400.00 | 37.45 | 6.68 | 44.13 | 54.00 | -9.87 | AVG | |

REMARKS:

- (1) Measurement Value = Reading Level + Correct Factor.
- (2) Margin Level = Measurement Value - Limit Value.

| | | | |
|----------------|--------------|--------------|------------|
| Test Mode | IEEE 802.11a | Test Date | 2023/7/27 |
| Test Frequency | 5700MHz | Polarization | Horizontal |
| Temp | 26°C | Hum. | 59% |

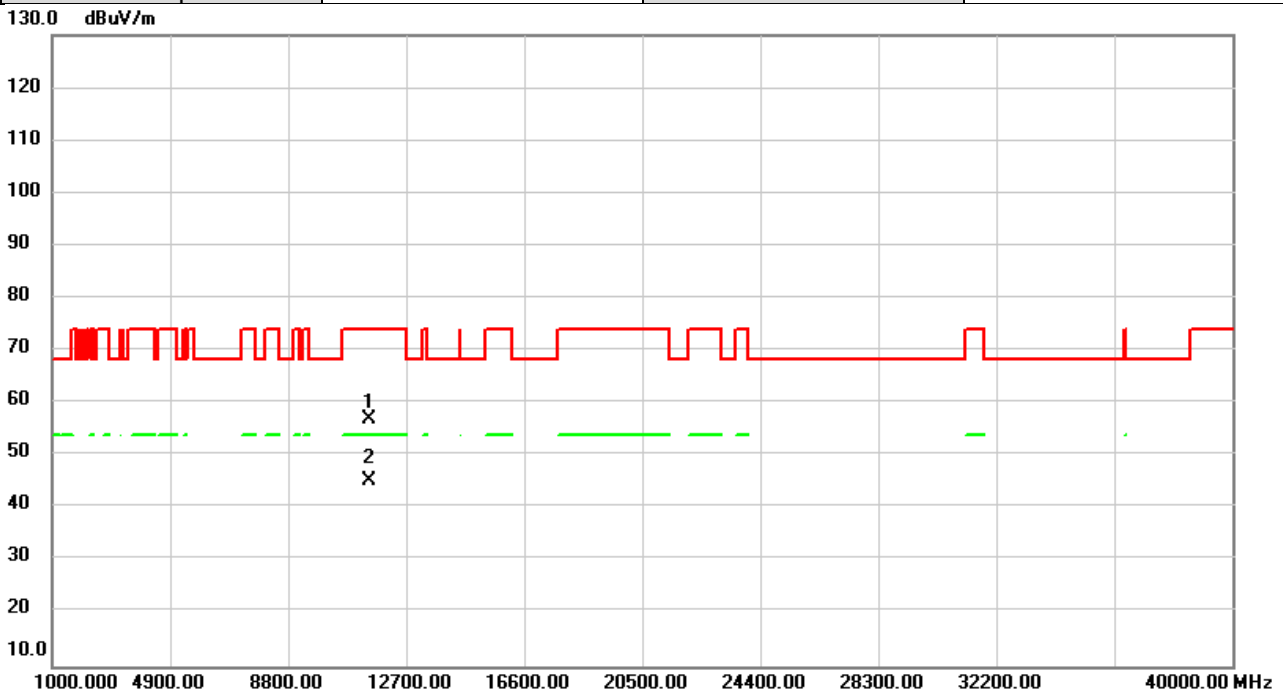


| No. | Mk. | Freq. | Reading Level | Correct Factor | Measurement | Limit | Over | Detector | Comment |
|-----|-----|----------|---------------|----------------|-------------|--------|--------|----------|---------|
| | | MHz | dBuV | dB | dBuV/m | dBuV/m | dB | | |
| 1 | | 11400.00 | 47.82 | 6.68 | 54.50 | 74.00 | -19.50 | peak | |
| 2 | * | 11400.00 | 35.62 | 6.68 | 42.30 | 54.00 | -11.70 | AVG | |

REMARKS:

- (1) Measurement Value = Reading Level + Correct Factor.
- (2) Margin Level = Measurement Value - Limit Value.

| | | | |
|----------------|--------------|--------------|-----------|
| Test Mode | IEEE 802.11a | Test Date | 2023/7/27 |
| Test Frequency | 5745MHz | Polarization | Vertical |
| Temp | 26°C | Hum. | 59% |

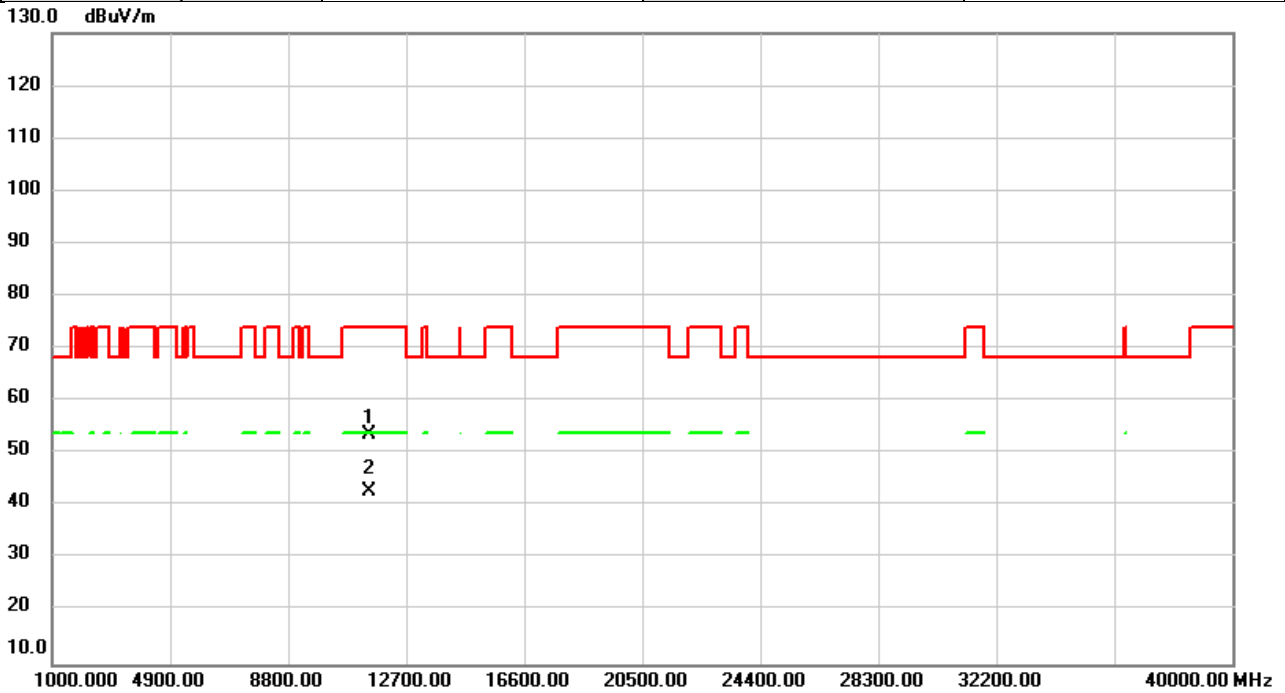


| No. | Mk. | Freq. MHz | Reading Level dBuV | Correct Factor dB | Measure- ment dBuV/m | Limit dBuV/m | Over dB | Detector | Comment |
|-----|-----|--------------|--------------------------|-------------------------|----------------------------|-----------------|------------|----------|---------|
| 1 | | 11490.00 | 50.27 | 6.74 | 57.01 | 74.00 | -16.99 | peak | |
| 2 | * | 11490.00 | 38.48 | 6.74 | 45.22 | 54.00 | -8.78 | AVG | |

REMARKS:

- (1) Measurement Value = Reading Level + Correct Factor.
- (2) Margin Level = Measurement Value - Limit Value.

| | | | |
|----------------|--------------|--------------|------------|
| Test Mode | IEEE 802.11a | Test Date | 2023/7/27 |
| Test Frequency | 5745MHz | Polarization | Horizontal |
| Temp | 26°C | Hum. | 59% |

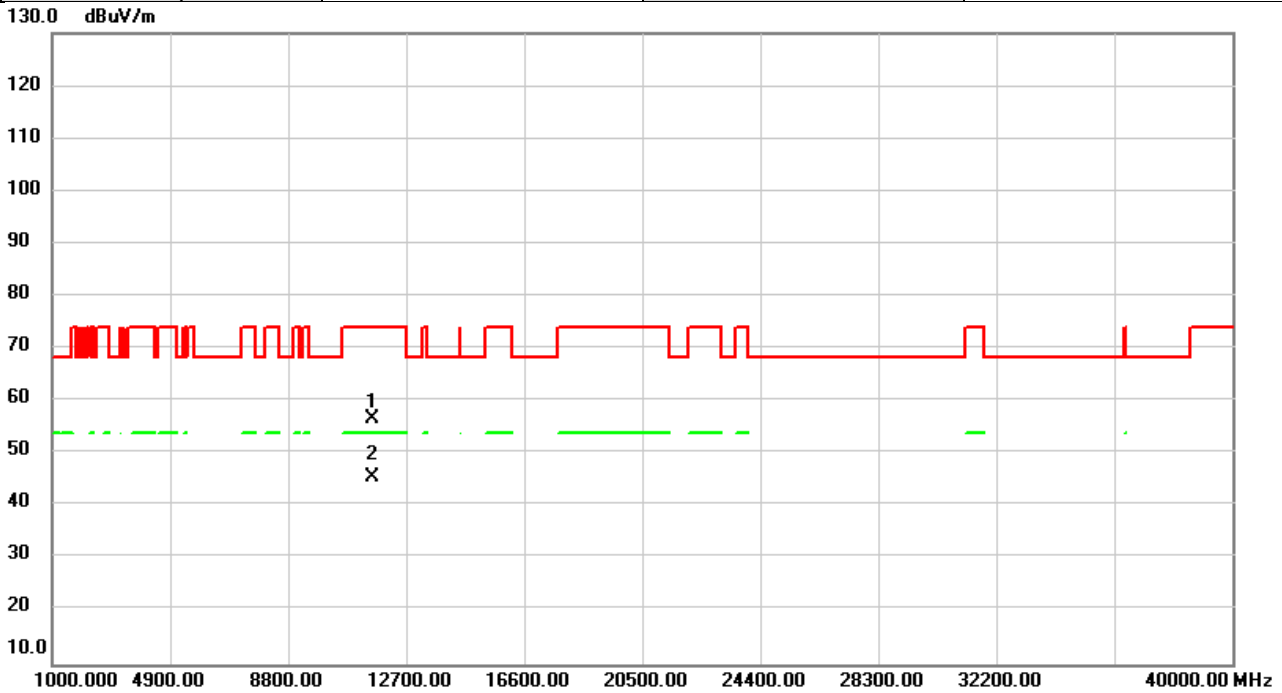


| No. | Mk. | Freq. | Reading Level | Correct Factor | Measurement | Limit | Over | Detector | Comment |
|-----|-----|----------|---------------|----------------|-------------|--------|--------|----------|---------|
| | | MHz | dBuV | dB | dBuV/m | dBuV/m | dB | | |
| 1 | | 11490.00 | 47.06 | 6.74 | 53.80 | 74.00 | -20.20 | peak | |
| 2 | * | 11490.00 | 36.07 | 6.74 | 42.81 | 54.00 | -11.19 | AVG | |

REMARKS:

- (1) Measurement Value = Reading Level + Correct Factor.
- (2) Margin Level = Measurement Value - Limit Value.

| | | | |
|----------------|--------------|--------------|-----------|
| Test Mode | IEEE 802.11a | Test Date | 2023/7/27 |
| Test Frequency | 5785MHz | Polarization | Vertical |
| Temp | 26°C | Hum. | 59% |

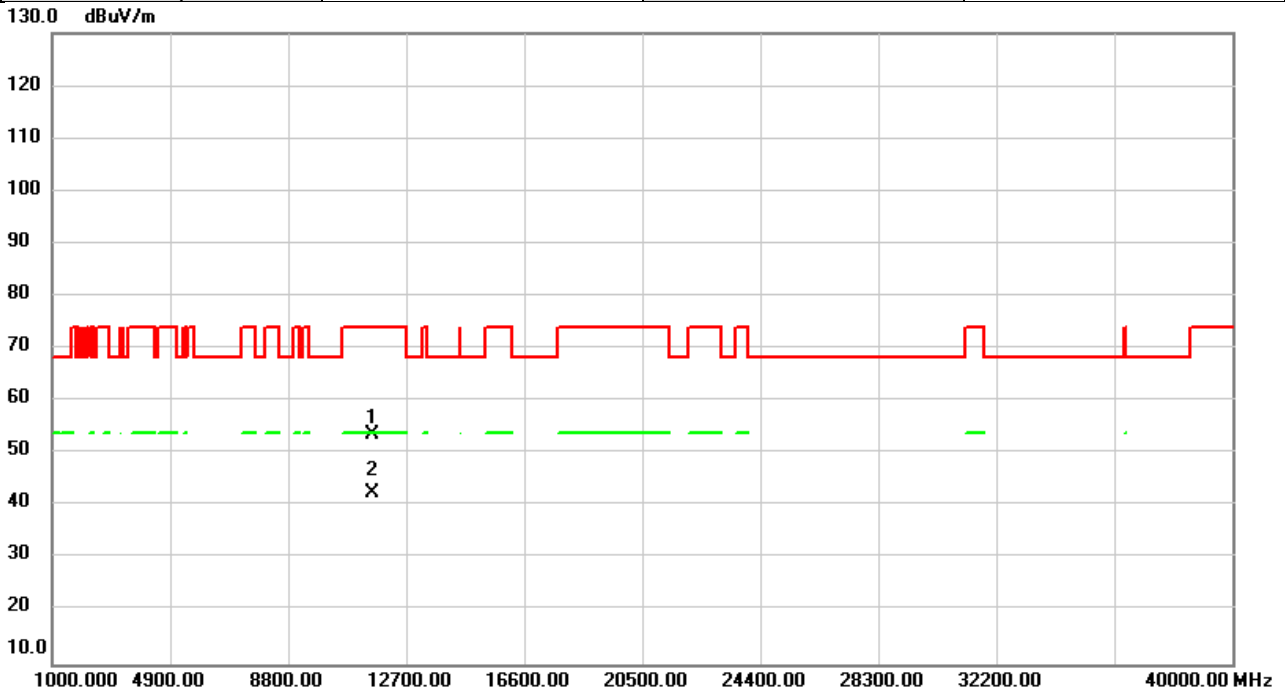


| No. | Mk. | Freq. MHz | Reading Level dBuV | Correct Factor dB | Measure- ment dBuV/m | Limit dBuV/m | Over dB | Detector | Comment |
|-----|-----|--------------|--------------------------|-------------------------|----------------------------|-----------------|------------|----------|---------|
| 1 | | 11570.00 | 49.86 | 6.70 | 56.56 | 74.00 | -17.44 | peak | |
| 2 | * | 11570.00 | 38.98 | 6.70 | 45.68 | 54.00 | -8.32 | AVG | |

REMARKS:

- (1) Measurement Value = Reading Level + Correct Factor.
- (2) Margin Level = Measurement Value - Limit Value.

| | | | |
|----------------|--------------|--------------|------------|
| Test Mode | IEEE 802.11a | Test Date | 2023/7/27 |
| Test Frequency | 5785MHz | Polarization | Horizontal |
| Temp | 26°C | Hum. | 59% |

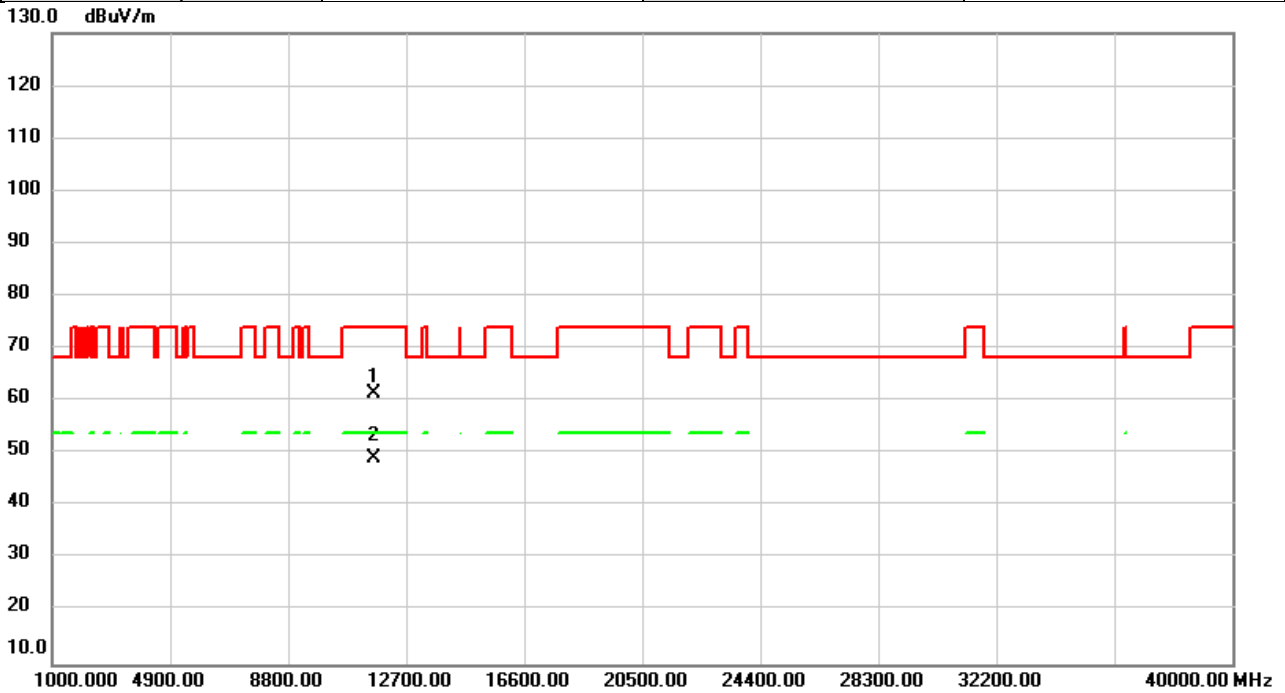


| No. | Mk. | Freq. | Reading Level | Correct Factor | Measurement | Limit | Over | Detector | Comment |
|-----|-----|----------|---------------|----------------|-------------|--------|--------|----------|---------|
| | | MHz | dBuV | dB | dBuV/m | dBuV/m | dB | | |
| 1 | | 11570.00 | 46.88 | 6.70 | 53.58 | 74.00 | -20.42 | peak | |
| 2 | * | 11570.00 | 35.88 | 6.70 | 42.58 | 54.00 | -11.42 | AVG | |

REMARKS:

- (1) Measurement Value = Reading Level + Correct Factor.
- (2) Margin Level = Measurement Value - Limit Value.

| | | | |
|----------------|--------------|--------------|-----------|
| Test Mode | IEEE 802.11a | Test Date | 2023/7/27 |
| Test Frequency | 5825MHz | Polarization | Vertical |
| Temp | 26°C | Hum. | 59% |

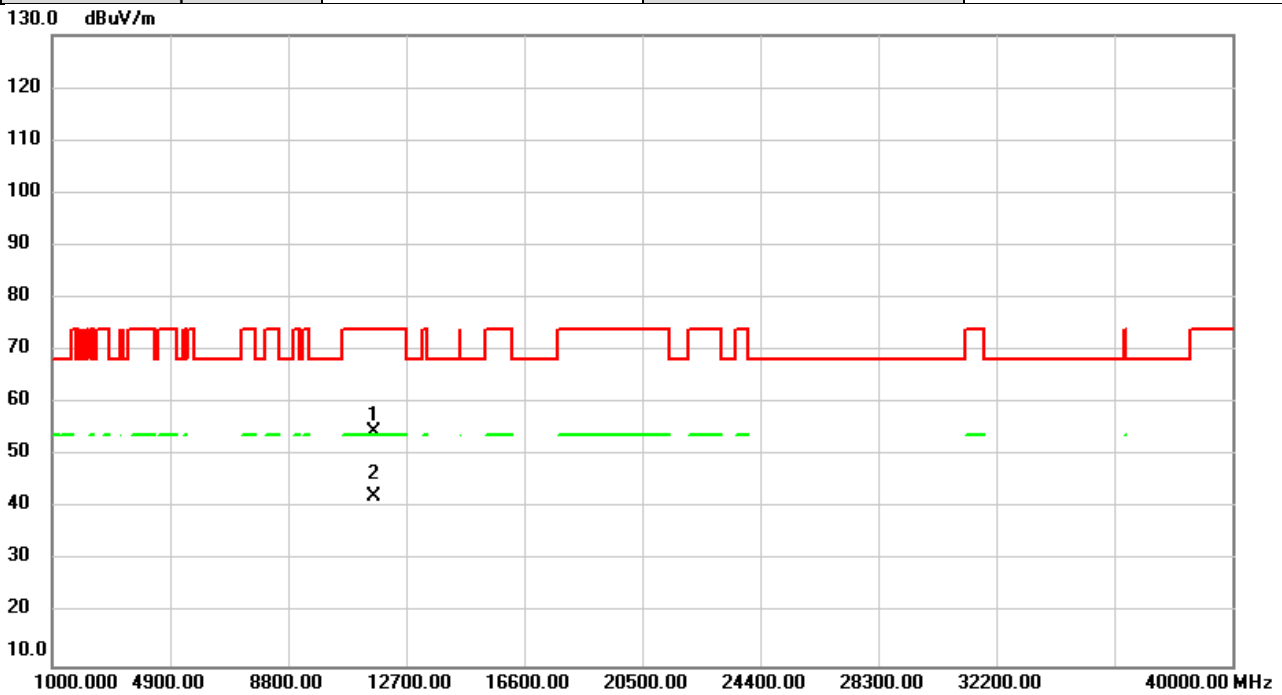


| No. | Mk. | Freq. MHz | Reading Level dBuV | Correct Factor dB | Measure- ment dBuV/m | Limit dBuV/m | Over dB | Detector | Comment |
|-----|-----|--------------|--------------------------|-------------------------|----------------------------|-----------------|------------|----------|---------|
| 1 | | 11650.00 | 54.88 | 6.64 | 61.52 | 74.00 | -12.48 | peak | |
| 2 | * | 11650.00 | 42.50 | 6.64 | 49.14 | 54.00 | -4.86 | AVG | |

REMARKS:

- (1) Measurement Value = Reading Level + Correct Factor.
- (2) Margin Level = Measurement Value - Limit Value.

| | | | |
|----------------|--------------|--------------|------------|
| Test Mode | IEEE 802.11a | Test Date | 2023/7/27 |
| Test Frequency | 5825MHz | Polarization | Horizontal |
| Temp | 26°C | Hum. | 59% |

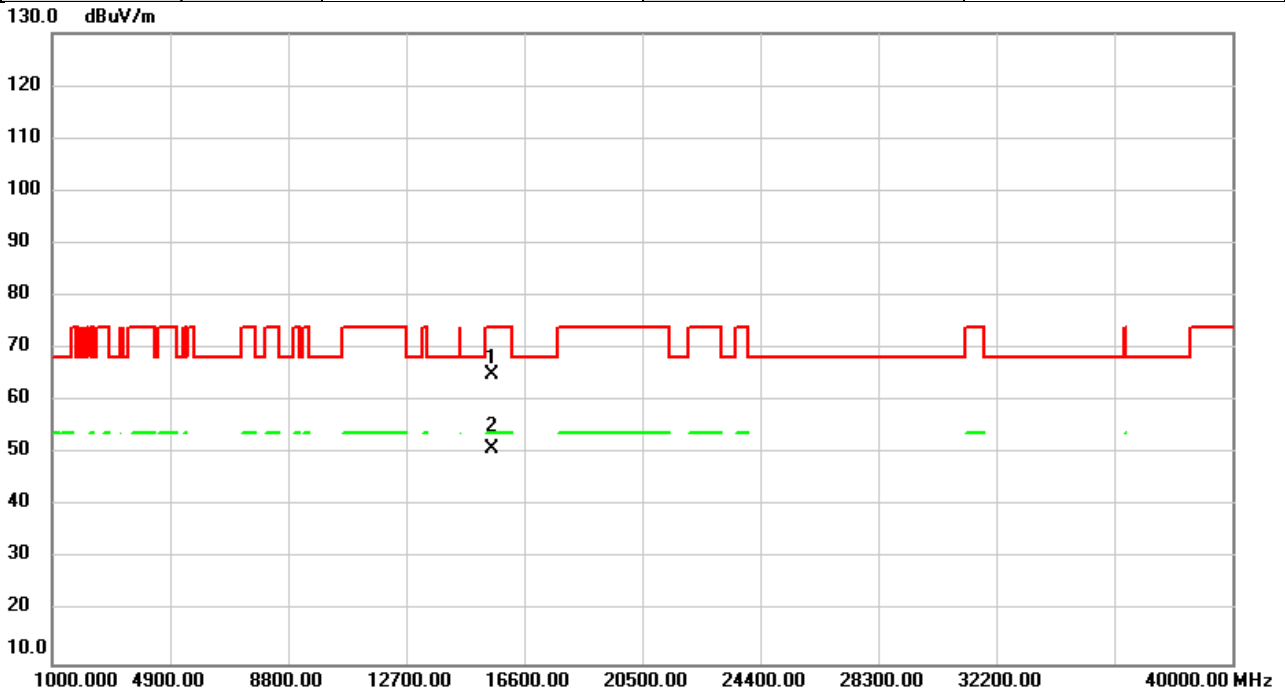


| No. | Mk. | Freq. MHz | Reading Level dBuV | Correct Factor dB | Measure- ment dBuV/m | Limit dBuV/m | Over dB | Detector | Comment |
|-----|-----|--------------|--------------------------|-------------------------|----------------------------|-----------------|------------|----------|---------|
| 1 | | 11650.00 | 47.92 | 6.64 | 54.56 | 74.00 | -19.44 | peak | |
| 2 | * | 11650.00 | 35.69 | 6.64 | 42.33 | 54.00 | -11.67 | AVG | |

REMARKS:

- (1) Measurement Value = Reading Level + Correct Factor.
- (2) Margin Level = Measurement Value - Limit Value.

| | | | |
|----------------|---------------------|--------------|-----------|
| Test Mode | IEEE 802.11n (HT20) | Test Date | 2023/7/27 |
| Test Frequency | 5180MHz | Polarization | Vertical |
| Temp | 26°C | Hum. | 59% |

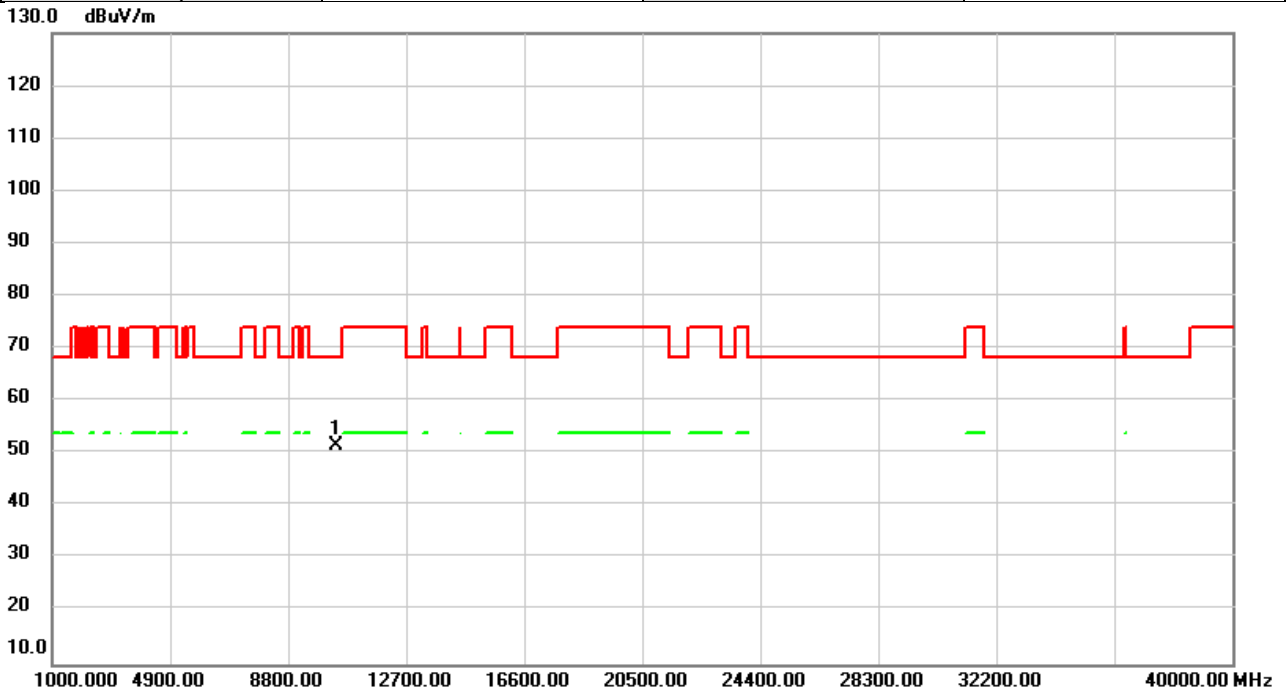


| No. | Mk. | Freq. | Reading Level | Correct Factor | Measurement | Limit | Over | Detector | Comment |
|-----|-----|----------|---------------|----------------|-------------|--------|-------|----------|---------|
| | | MHz | dBuV | dB | dBuV/m | dBuV/m | dB | | |
| 1 | | 15540.00 | 57.97 | 7.12 | 65.09 | 74.00 | -8.91 | peak | |
| 2 | * | 15540.00 | 43.80 | 7.12 | 50.92 | 54.00 | -3.08 | AVG | |

REMARKS:

- (1) Measurement Value = Reading Level + Correct Factor.
- (2) Margin Level = Measurement Value - Limit Value.

| | | | |
|----------------|---------------------|--------------|------------|
| Test Mode | IEEE 802.11n (HT20) | Test Date | 2023/7/27 |
| Test Frequency | 5180MHz | Polarization | Horizontal |
| Temp | 26°C | Hum. | 59% |

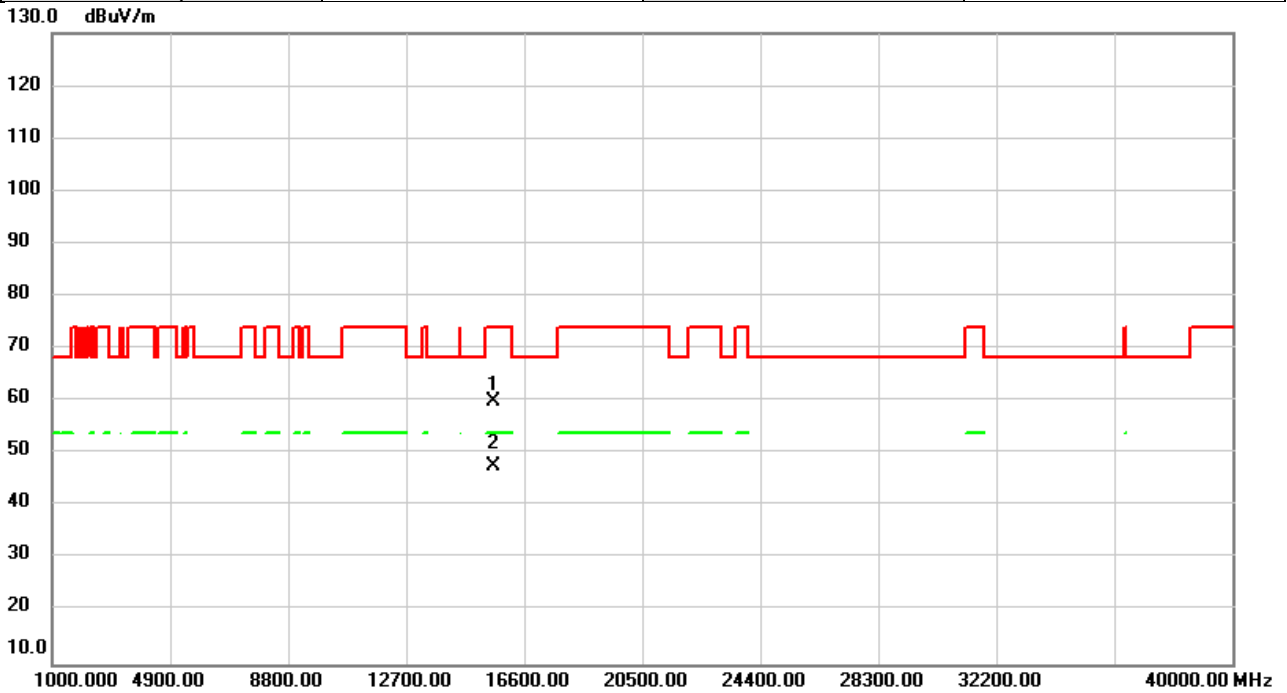


| No. | Mk. | Freq. | Reading Level | Correct Factor | Measurement | Limit | Over | Detector | Comment |
|-----|-----|----------|---------------|----------------|-------------|--------|--------|----------|---------|
| | | MHz | dBuV | dB | dBuV/m | dBuV/m | dB | | |
| 1 | * | 10360.00 | 46.09 | 5.53 | 51.62 | 68.20 | -16.58 | peak | |

REMARKS:

- (1) Measurement Value = Reading Level + Correct Factor.
- (2) Margin Level = Measurement Value - Limit Value.

| | | | |
|----------------|---------------------|--------------|-----------|
| Test Mode | IEEE 802.11n (HT20) | Test Date | 2023/7/27 |
| Test Frequency | 5200MHz | Polarization | Vertical |
| Temp | 26°C | Hum. | 59% |

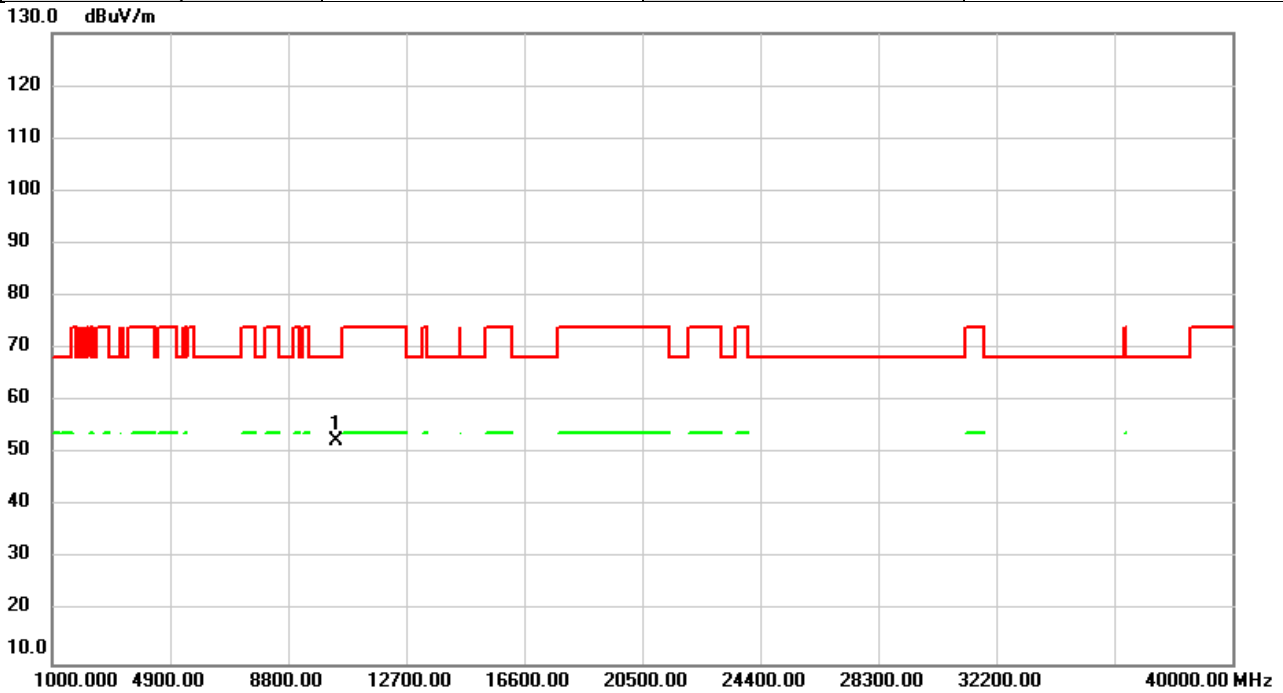


| No. | Mk. | Freq. | Reading Level | Correct Factor | Measurement | Limit | Over | Detector | Comment |
|-----|-----|----------|---------------|----------------|-------------|--------|--------|----------|---------|
| | | MHz | dBuV | dB | dBuV/m | dBuV/m | dB | | |
| 1 | | 15592.50 | 52.91 | 7.13 | 60.04 | 74.00 | -13.96 | peak | |
| 2 | * | 15592.50 | 40.65 | 7.13 | 47.78 | 54.00 | -6.22 | AVG | |

REMARKS:

- (1) Measurement Value = Reading Level + Correct Factor.
- (2) Margin Level = Measurement Value - Limit Value.

| | | | |
|----------------|---------------------|--------------|------------|
| Test Mode | IEEE 802.11n (HT20) | Test Date | 2023/7/27 |
| Test Frequency | 5200MHz | Polarization | Horizontal |
| Temp | 26°C | Hum. | 59% |

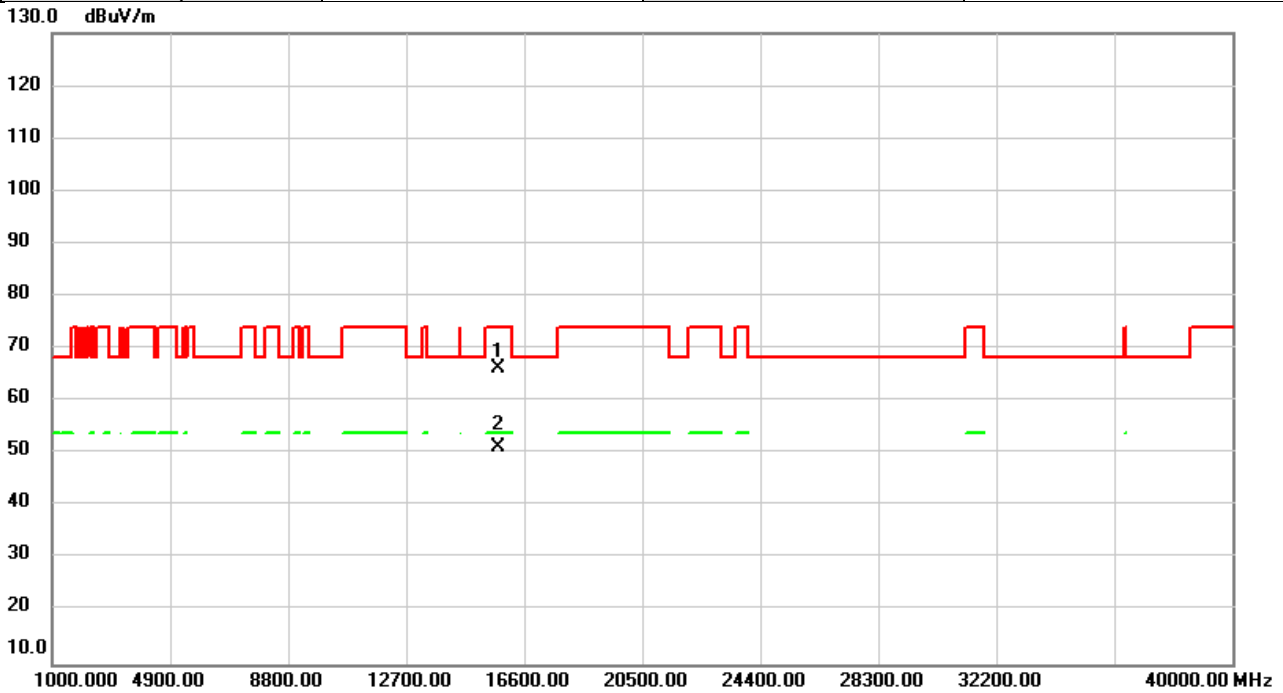


| No. | Mk. | Freq. | Reading Level | Correct Factor | Measurement | Limit | Over | Detector | Comment |
|-----|-----|----------|---------------|----------------|-------------|--------|--------|----------|---------|
| | | MHz | dBuV | dB | dBuV/m | dBuV/m | dB | | |
| 1 | * | 10400.00 | 47.03 | 5.45 | 52.48 | 68.20 | -15.72 | peak | |

REMARKS:

- (1) Measurement Value = Reading Level + Correct Factor.
- (2) Margin Level = Measurement Value - Limit Value.

| | | | |
|----------------|---------------------|--------------|-----------|
| Test Mode | IEEE 802.11n (HT20) | Test Date | 2023/7/27 |
| Test Frequency | 5240MHz | Polarization | Vertical |
| Temp | 26°C | Hum. | 59% |

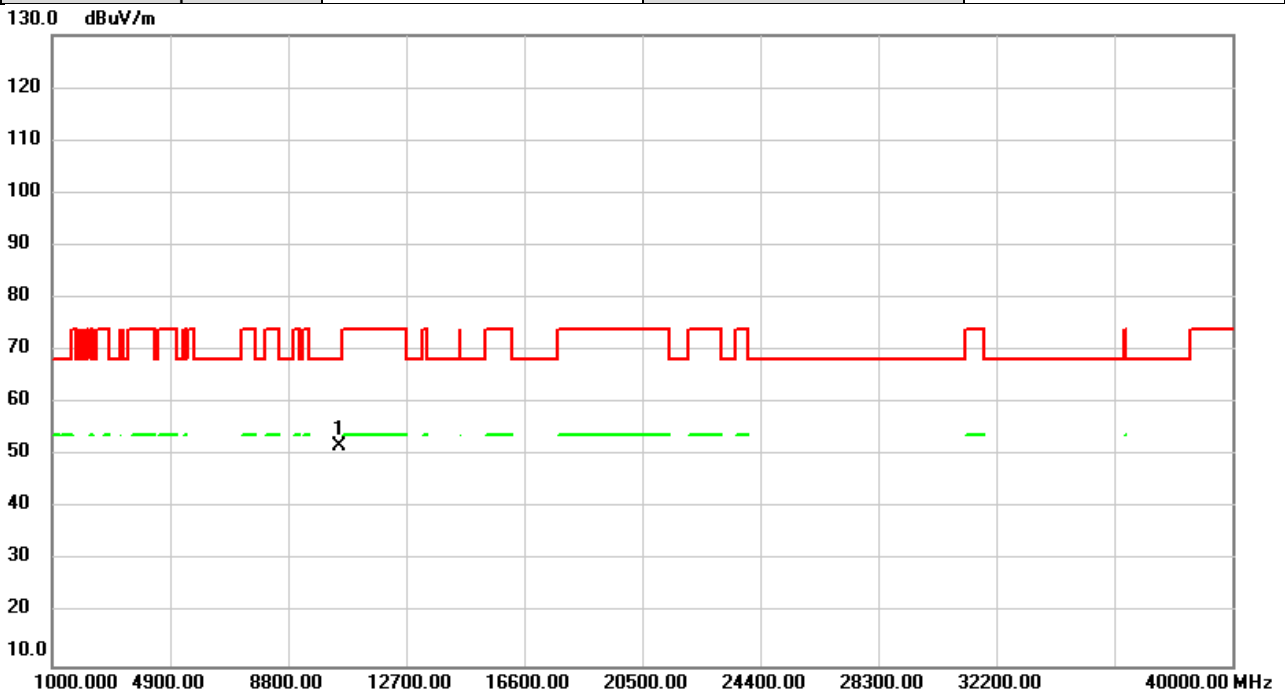


| No. | Mk. | Freq. | Reading Level | Correct Factor | Measurement | Limit | Over | Detector | Comment |
|-----|-----|----------|---------------|----------------|-------------|--------|-------|----------|---------|
| | | MHz | dBuV | dB | dBuV/m | dBuV/m | dB | | |
| 1 | | 15720.00 | 59.12 | 7.15 | 66.27 | 74.00 | -7.73 | peak | |
| 2 | * | 15720.00 | 44.23 | 7.15 | 51.38 | 54.00 | -2.62 | AVG | |

REMARKS:

- (1) Measurement Value = Reading Level + Correct Factor.
- (2) Margin Level = Measurement Value - Limit Value.

| | | | |
|----------------|---------------------|--------------|------------|
| Test Mode | IEEE 802.11n (HT20) | Test Date | 2023/7/27 |
| Test Frequency | 5240MHz | Polarization | Horizontal |
| Temp | 26°C | Hum. | 59% |

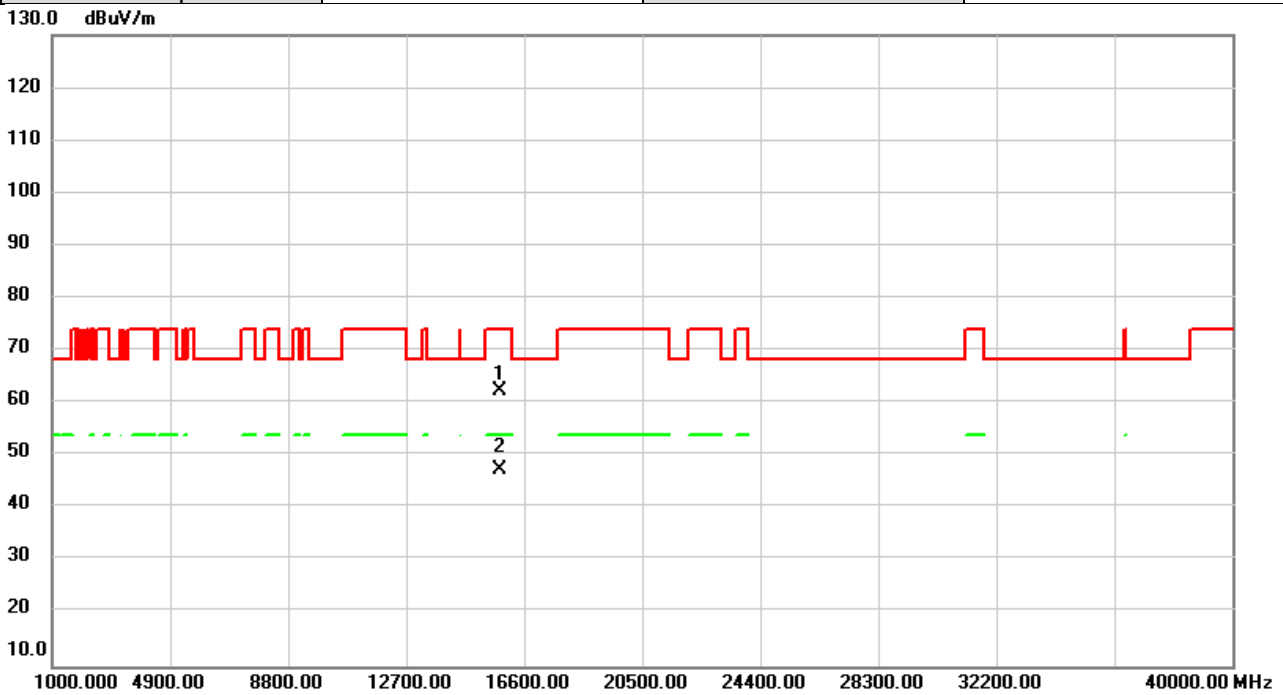


| No. | Mk. | Freq. | Reading Level | Correct Factor | Measurement | Limit | Over | Detector | Comment |
|-----|-----|----------|---------------|----------------|-------------|--------|--------|----------|---------|
| | | MHz | dBuV | dB | dBuV/m | dBuV/m | dB | | |
| 1 | * | 10480.00 | 46.61 | 5.31 | 51.92 | 68.20 | -16.28 | peak | |

REMARKS:

- (1) Measurement Value = Reading Level + Correct Factor.
- (2) Margin Level = Measurement Value - Limit Value.

| | | | |
|----------------|---------------------|--------------|-----------|
| Test Mode | IEEE 802.11n (HT20) | Test Date | 2023/7/27 |
| Test Frequency | 5260MHz | Polarization | Vertical |
| Temp | 26°C | Hum. | 59% |

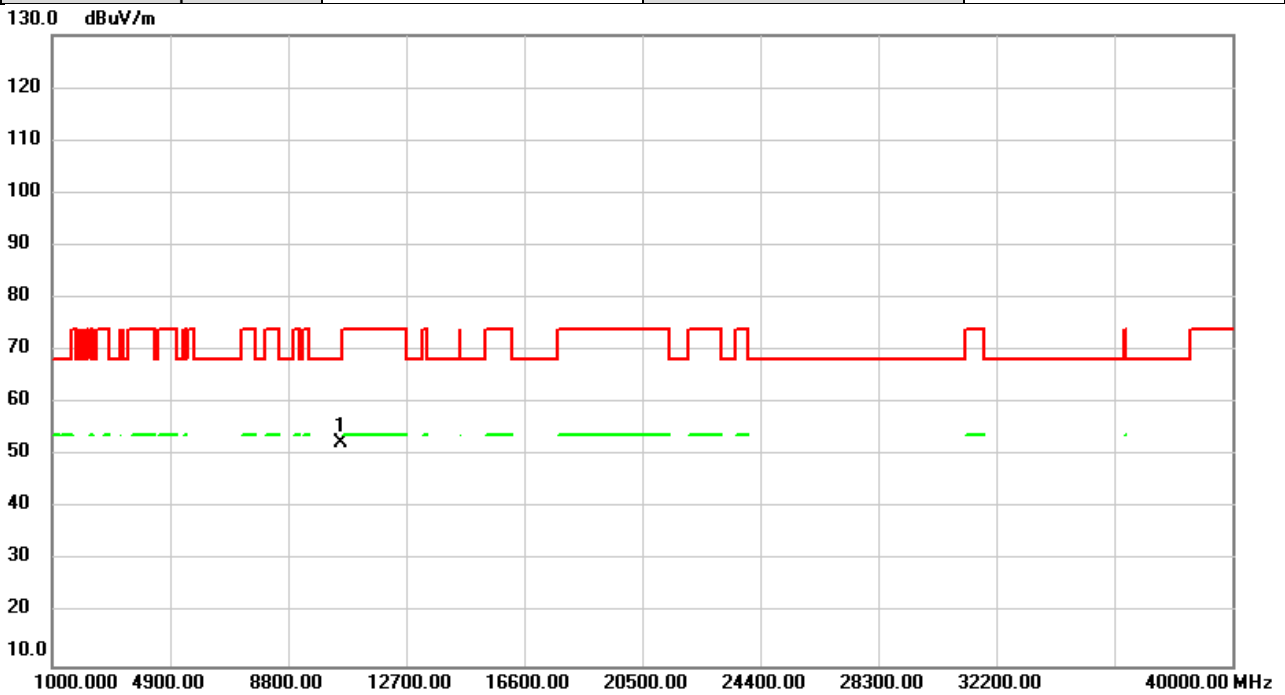


| No. | Mk. | Freq. | Reading Level | Correct Factor | Measurement | Limit | Over | Detector | Comment |
|-----|-----|----------|---------------|----------------|-------------|--------|--------|----------|---------|
| | | MHz | dBuV | dB | dBuV/m | dBuV/m | dB | | |
| 1 | | 15780.00 | 55.31 | 7.17 | 62.48 | 74.00 | -11.52 | peak | |
| 2 | * | 15780.00 | 40.30 | 7.17 | 47.47 | 54.00 | -6.53 | AVG | |

REMARKS:

- (1) Measurement Value = Reading Level + Correct Factor.
- (2) Margin Level = Measurement Value - Limit Value.

| | | | |
|----------------|---------------------|--------------|------------|
| Test Mode | IEEE 802.11n (HT20) | Test Date | 2023/7/27 |
| Test Frequency | 5260MHz | Polarization | Horizontal |
| Temp | 26°C | Hum. | 59% |

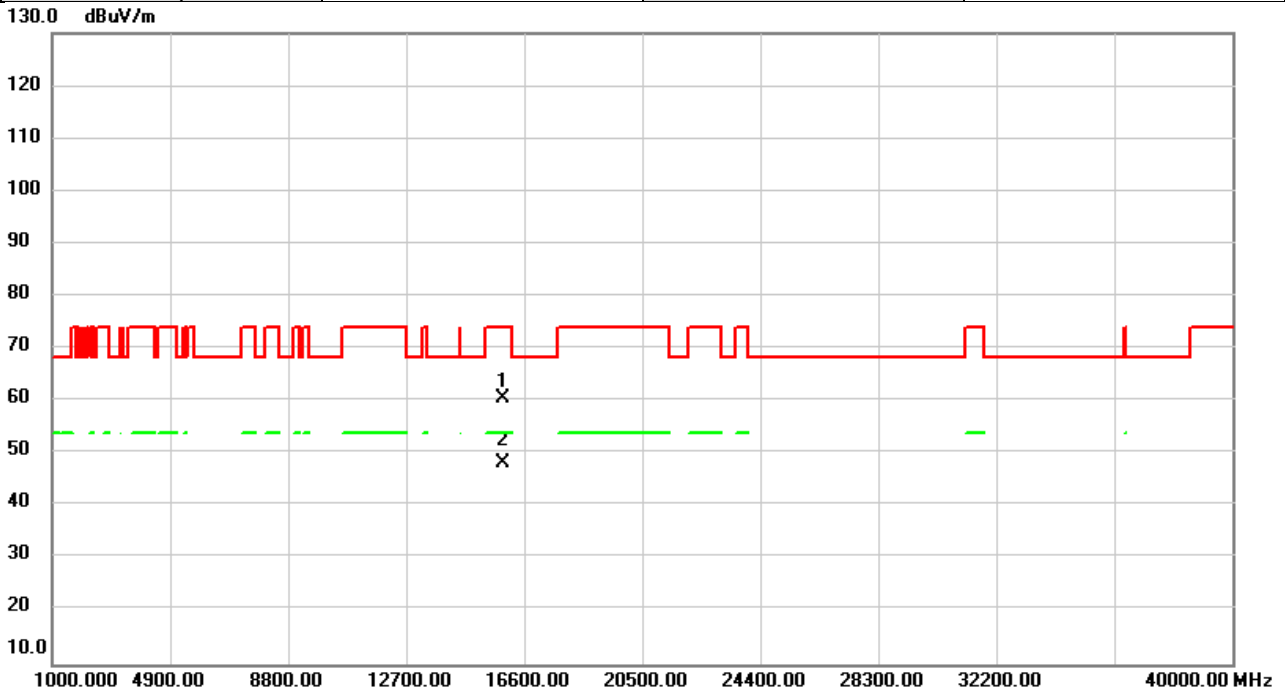


| No. | Mk. | Freq. | Reading Level | Correct Factor | Measurement | Limit | Over | Detector | Comment |
|-----|-----|----------|---------------|----------------|-------------|--------|--------|----------|---------|
| | | MHz | dBuV | dB | dBuV/m | dBuV/m | dB | | |
| 1 | * | 10520.00 | 47.08 | 5.32 | 52.40 | 68.20 | -15.80 | peak | |

REMARKS:

- (1) Measurement Value = Reading Level + Correct Factor.
- (2) Margin Level = Measurement Value - Limit Value.

| | | | |
|----------------|---------------------|--------------|-----------|
| Test Mode | IEEE 802.11n (HT20) | Test Date | 2023/7/27 |
| Test Frequency | 5300MHz | Polarization | Vertical |
| Temp | 26°C | Hum. | 59% |

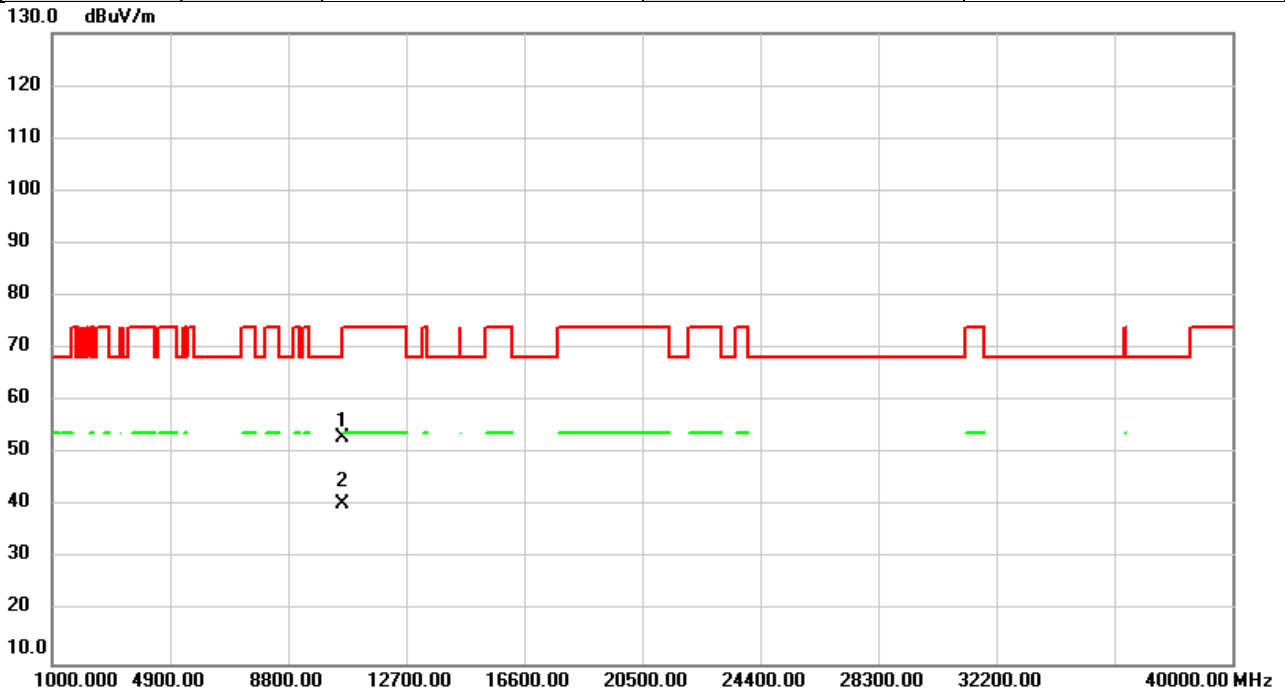


| No. | Mk. | Freq. | Reading Level | Correct Factor | Measurement | Limit | Over | Detector | Comment |
|-----|-----|----------|---------------|----------------|-------------|--------|--------|----------|---------|
| | | MHz | dBuV | dB | dBuV/m | dBuV/m | dB | | |
| 1 | | 15900.00 | 53.33 | 7.19 | 60.52 | 74.00 | -13.48 | peak | |
| 2 | * | 15900.00 | 41.18 | 7.19 | 48.37 | 54.00 | -5.63 | AVG | |

REMARKS:

- (1) Measurement Value = Reading Level + Correct Factor.
- (2) Margin Level = Measurement Value - Limit Value.

| | | | |
|----------------|---------------------|--------------|------------|
| Test Mode | IEEE 802.11n (HT20) | Test Date | 2023/7/27 |
| Test Frequency | 5300MHz | Polarization | Horizontal |
| Temp | 26°C | Hum. | 59% |

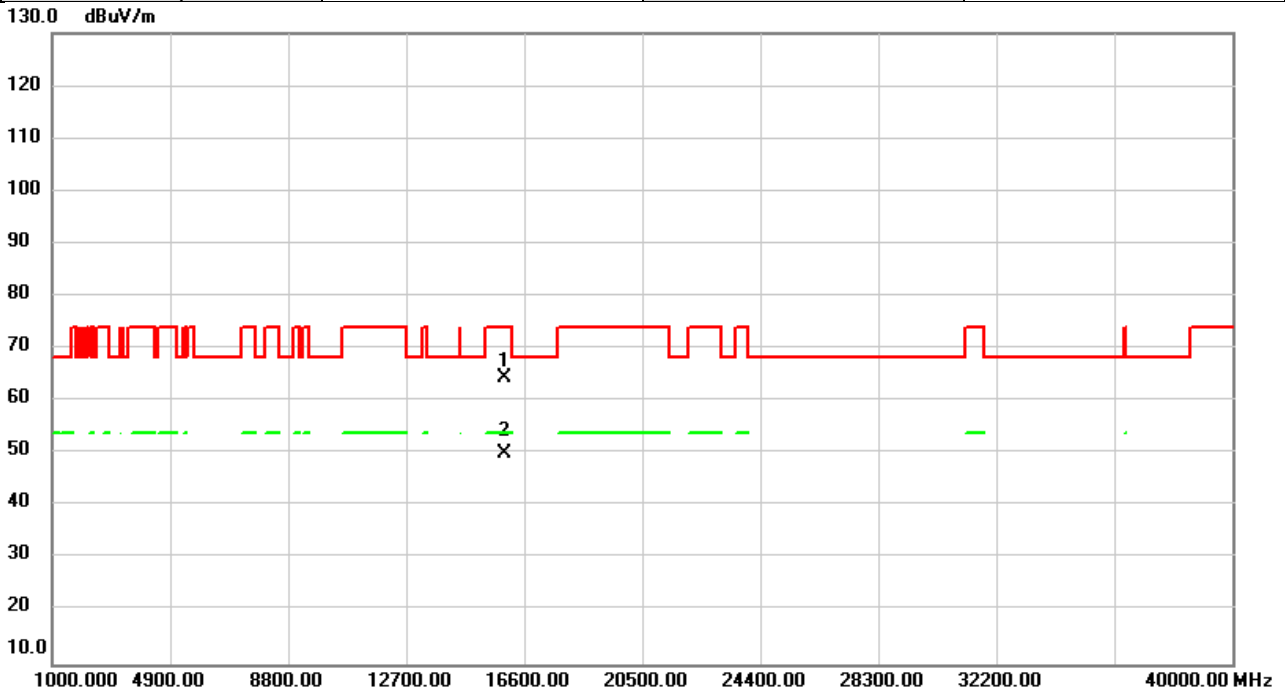


| No. | Mk. | Freq. | Reading Level | Correct Factor | Measurement | Limit | Over | Detector | Comment |
|-----|-----|----------|---------------|----------------|-------------|--------|--------|----------|---------|
| | | MHz | dBuV | dB | dBuV/m | dBuV/m | dB | | |
| 1 | | 10600.00 | 47.44 | 5.51 | 52.95 | 68.20 | -15.25 | peak | |
| 2 | * | 10600.00 | 35.04 | 5.51 | 40.55 | 54.00 | -13.45 | AVG | |

REMARKS:

- (1) Measurement Value = Reading Level + Correct Factor.
- (2) Margin Level = Measurement Value - Limit Value.

| | | | |
|----------------|---------------------|--------------|-----------|
| Test Mode | IEEE 802.11n (HT20) | Test Date | 2023/7/27 |
| Test Frequency | 5320MHz | Polarization | Vertical |
| Temp | 26°C | Hum. | 59% |

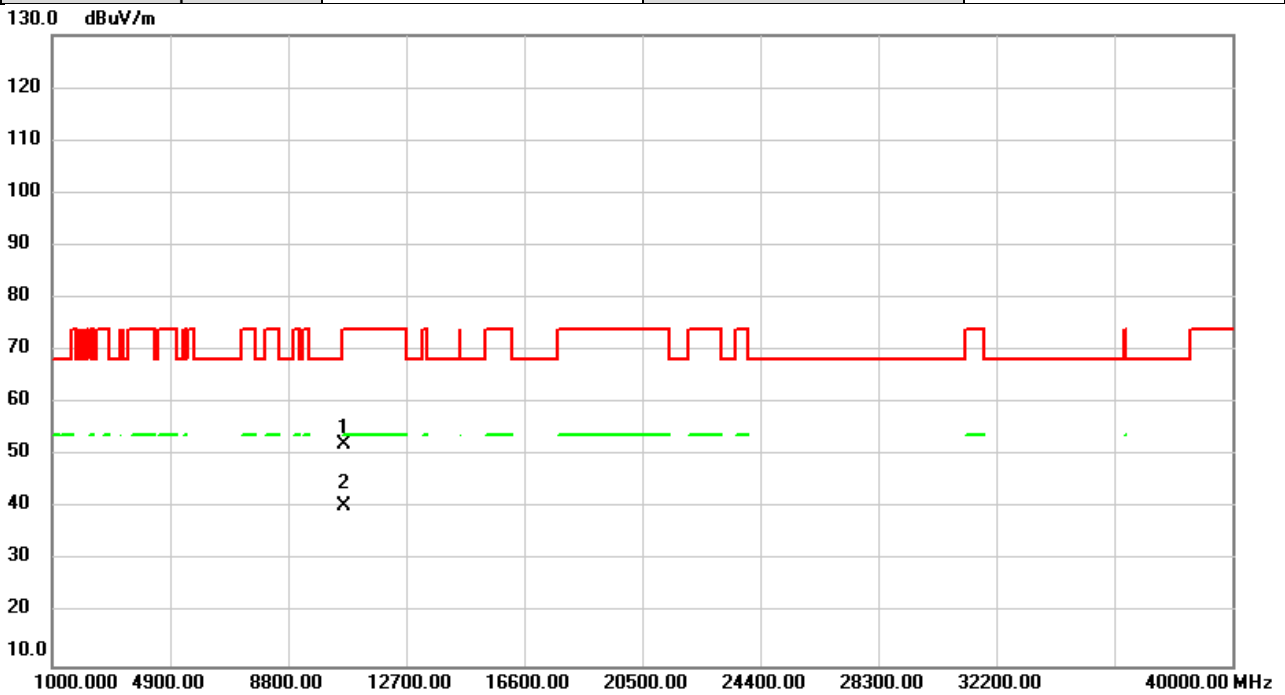


| No. | Mk. | Freq. | Reading Level | Correct Factor | Measurement | Limit | Over | Detector | Comment |
|-----|-----|----------|---------------|----------------|-------------|--------|-------|----------|---------|
| | | MHz | dBuV | dB | dBuV/m | dBuV/m | dB | | |
| 1 | | 15960.00 | 57.31 | 7.20 | 64.51 | 74.00 | -9.49 | peak | |
| 2 | * | 15960.00 | 42.97 | 7.20 | 50.17 | 54.00 | -3.83 | AVG | |

REMARKS:

- (1) Measurement Value = Reading Level + Correct Factor.
- (2) Margin Level = Measurement Value - Limit Value.

| | | | |
|----------------|---------------------|--------------|------------|
| Test Mode | IEEE 802.11n (HT20) | Test Date | 2023/7/27 |
| Test Frequency | 5320MHz | Polarization | Horizontal |
| Temp | 26°C | Hum. | 59% |

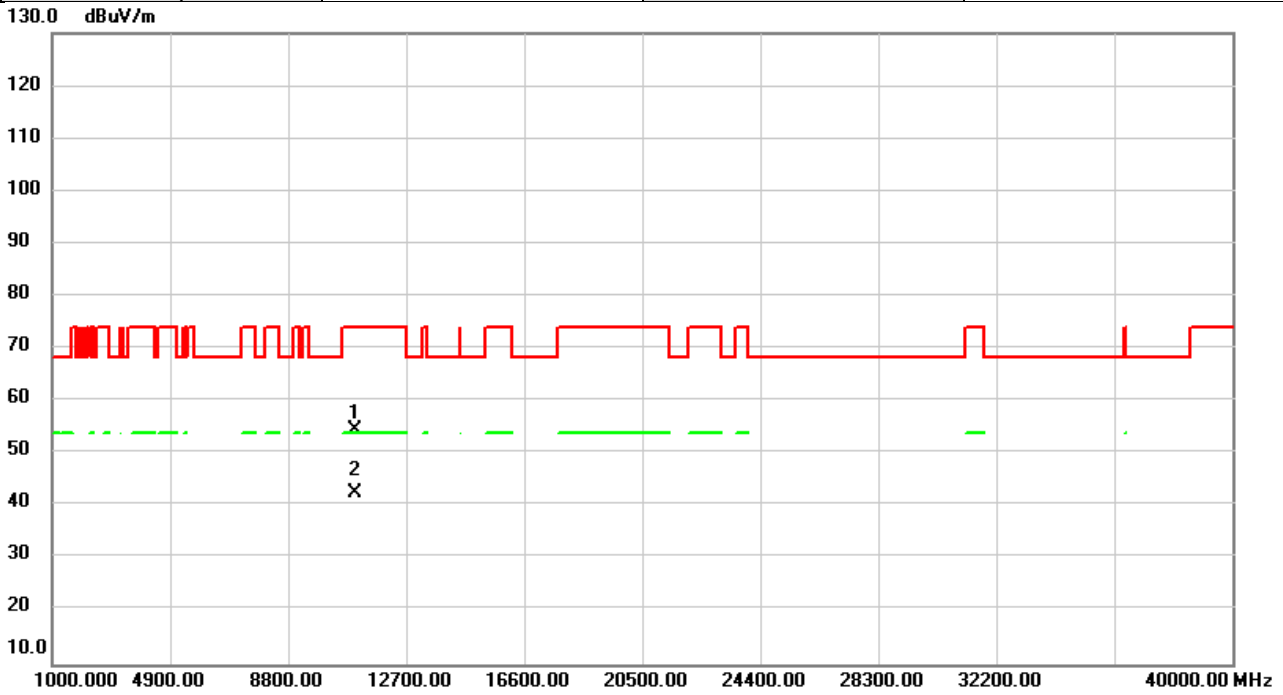


| No. | Mk. | Freq. | Reading Level | Correct Factor | Measurement | Limit | Over | Detector | Comment |
|-----|-----|----------|---------------|----------------|-------------|--------|--------|----------|---------|
| | | MHz | dBuV | dB | dBuV/m | dBuV/m | dB | | |
| 1 | | 10640.00 | 46.62 | 5.61 | 52.23 | 74.00 | -21.77 | peak | |
| 2 | * | 10640.00 | 34.84 | 5.61 | 40.45 | 54.00 | -13.55 | AVG | |

REMARKS:

- (1) Measurement Value = Reading Level + Correct Factor.
- (2) Margin Level = Measurement Value - Limit Value.

| | | | |
|----------------|---------------------|--------------|-----------|
| Test Mode | IEEE 802.11n (HT20) | Test Date | 2023/7/27 |
| Test Frequency | 5500MHz | Polarization | Vertical |
| Temp | 26°C | Hum. | 59% |

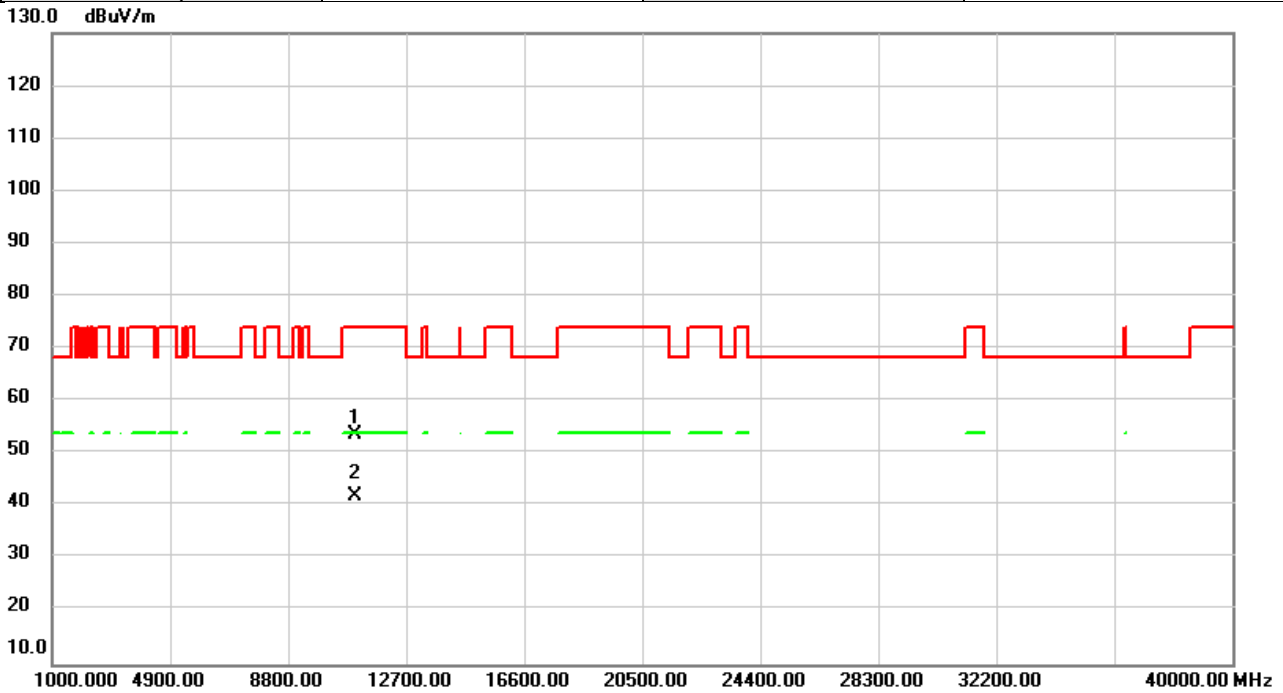


| No. | Mk. | Freq. MHz | Reading Level dBuV | Correct Factor dB | Measure- ment dBuV/m | Limit dBuV/m | Over dB | Detector | Comment |
|-----|-----|--------------|--------------------------|-------------------------|----------------------------|-----------------|------------|----------|---------|
| 1 | | 11000.00 | 48.20 | 6.44 | 54.64 | 74.00 | -19.36 | peak | |
| 2 | * | 11000.00 | 36.04 | 6.44 | 42.48 | 54.00 | -11.52 | AVG | |

REMARKS:

- (1) Measurement Value = Reading Level + Correct Factor.
- (2) Margin Level = Measurement Value - Limit Value.

| | | | |
|----------------|---------------------|--------------|------------|
| Test Mode | IEEE 802.11n (HT20) | Test Date | 2023/7/27 |
| Test Frequency | 5500MHz | Polarization | Horizontal |
| Temp | 26°C | Hum. | 59% |

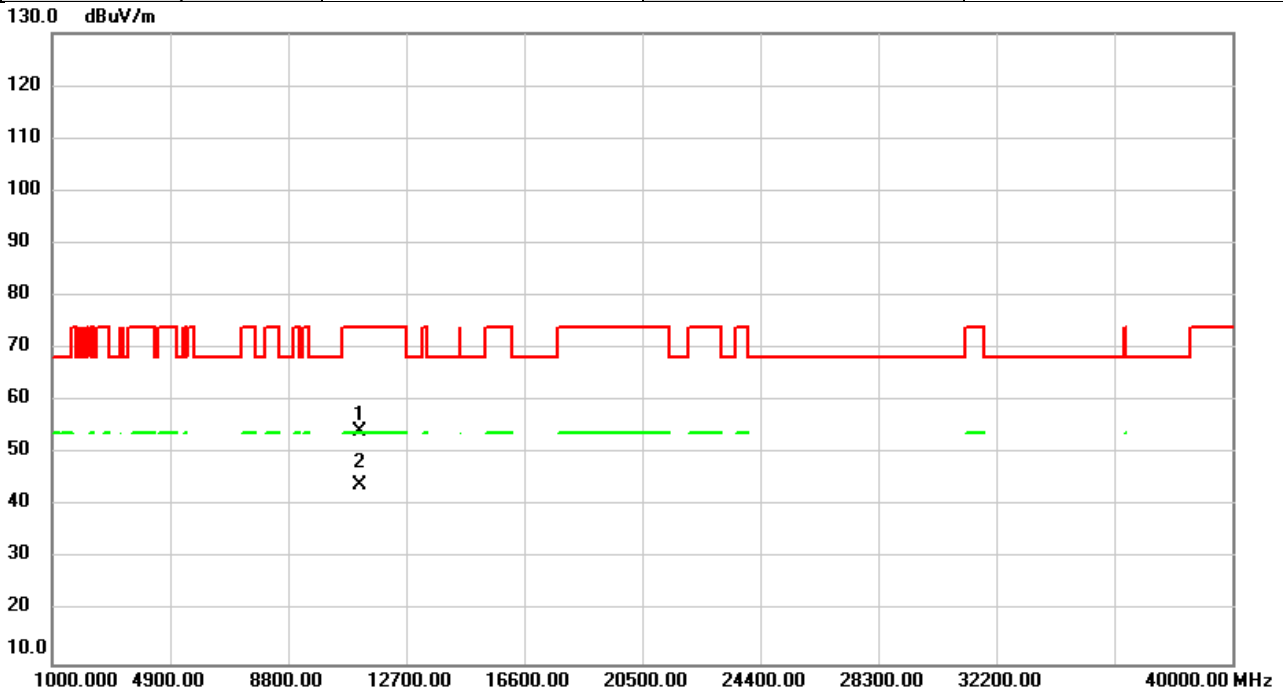


| No. | Mk. | Freq. MHz | Reading Level dBuV | Correct Factor dB | Measure- ment dBuV/m | Limit dBuV/m | Over dB | Detector | Comment |
|-----|-----|--------------|--------------------------|-------------------------|----------------------------|-----------------|------------|----------|---------|
| 1 | | 11000.00 | 47.33 | 6.44 | 53.77 | 74.00 | -20.23 | peak | |
| 2 | * | 11000.00 | 35.58 | 6.44 | 42.02 | 54.00 | -11.98 | AVG | |

REMARKS:

- (1) Measurement Value = Reading Level + Correct Factor.
- (2) Margin Level = Measurement Value - Limit Value.

| | | | |
|----------------|---------------------|--------------|-----------|
| Test Mode | IEEE 802.11n (HT20) | Test Date | 2023/7/27 |
| Test Frequency | 5580MHz | Polarization | Vertical |
| Temp | 26°C | Hum. | 59% |

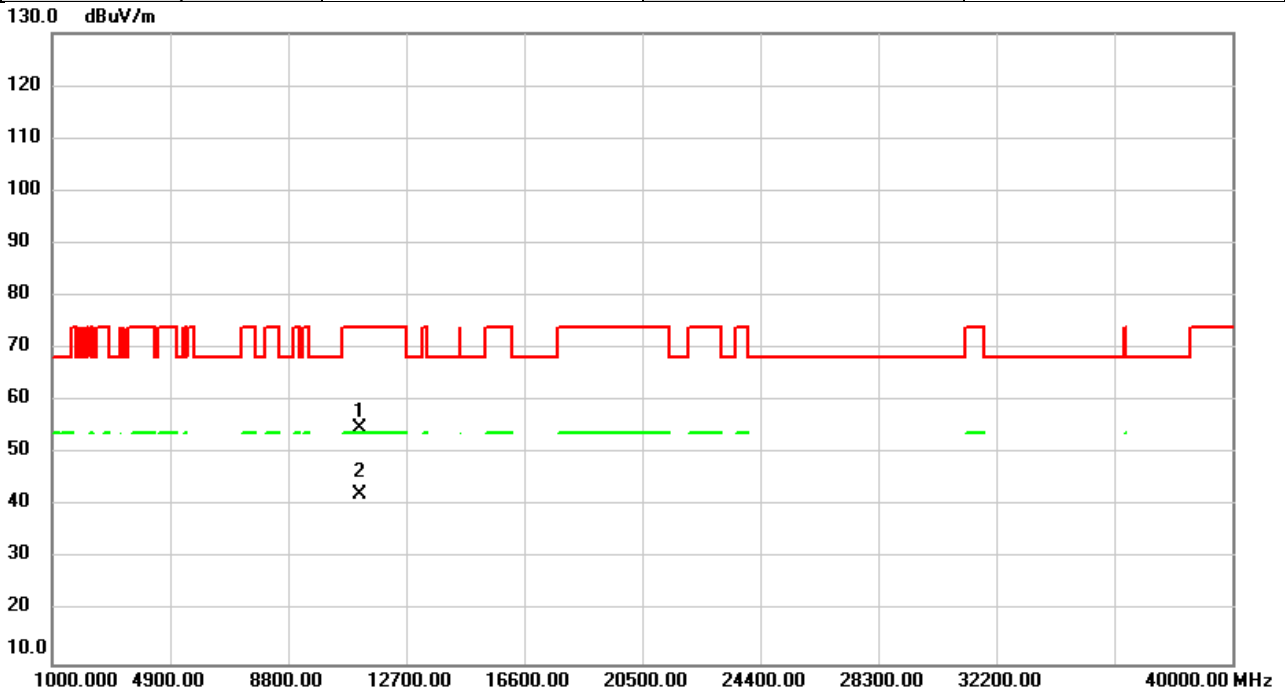


| No. | Mk. | Freq. MHz | Reading Level dBuV | Correct Factor dB | Measure- ment dBuV/m | Limit dBuV/m | Over dB | Detector | Comment |
|-----|-----|--------------|--------------------------|-------------------------|----------------------------|-----------------|------------|----------|---------|
| 1 | | 11160.00 | 47.86 | 6.54 | 54.40 | 74.00 | -19.60 | peak | |
| 2 | * | 11160.00 | 37.38 | 6.54 | 43.92 | 54.00 | -10.08 | AVG | |

REMARKS:

- (1) Measurement Value = Reading Level + Correct Factor.
- (2) Margin Level = Measurement Value - Limit Value.

| | | | |
|----------------|---------------------|--------------|------------|
| Test Mode | IEEE 802.11n (HT20) | Test Date | 2023/7/27 |
| Test Frequency | 5580MHz | Polarization | Horizontal |
| Temp | 26°C | Hum. | 59% |

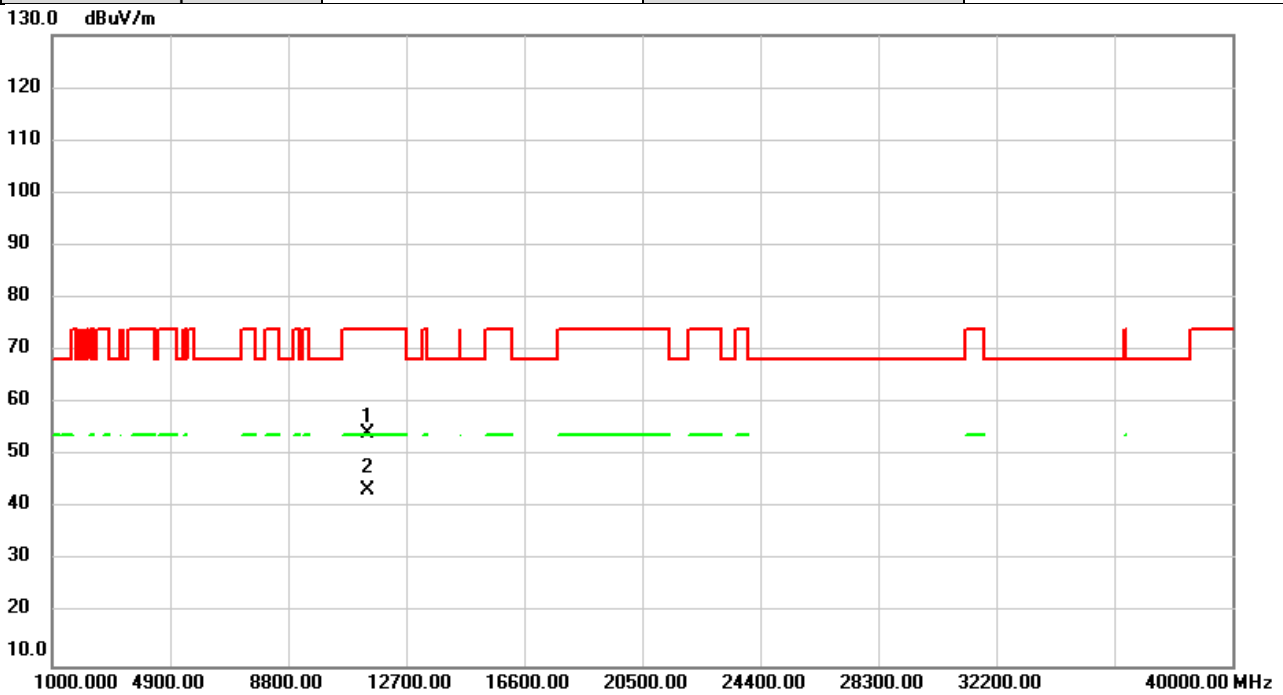


| No. | Mk. | Freq. | Reading Level | Correct Factor | Measurement | Limit | Over | Detector | Comment |
|-----|-----|----------|---------------|----------------|-------------|--------|--------|----------|---------|
| | | MHz | dBuV | dB | dBuV/m | dBuV/m | dB | | |
| 1 | | 11160.00 | 48.27 | 6.54 | 54.81 | 74.00 | -19.19 | peak | |
| 2 | * | 11160.00 | 35.69 | 6.54 | 42.23 | 54.00 | -11.77 | AVG | |

REMARKS:

- (1) Measurement Value = Reading Level + Correct Factor.
- (2) Margin Level = Measurement Value - Limit Value.

| | | | |
|----------------|---------------------|--------------|-----------|
| Test Mode | IEEE 802.11n (HT20) | Test Date | 2023/7/27 |
| Test Frequency | 5700MHz | Polarization | Vertical |
| Temp | 26°C | Hum. | 59% |

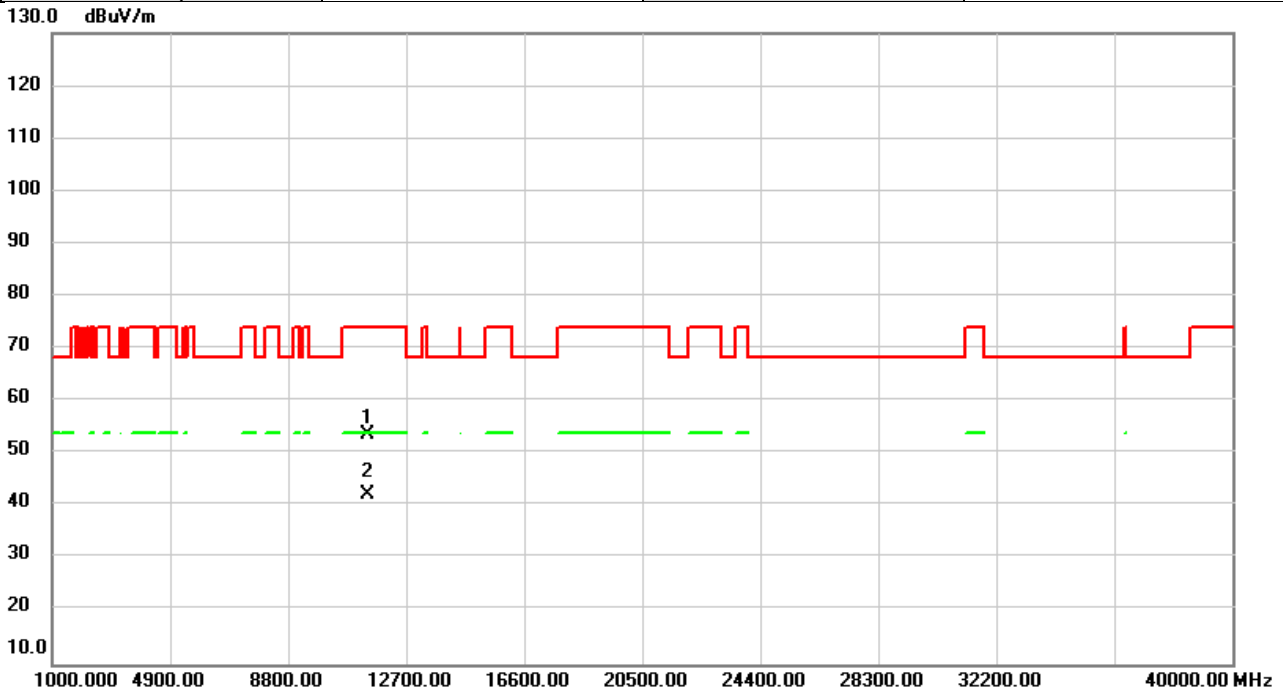


| No. | Mk. | Freq. | Reading Level | Correct Factor | Measurement | Limit | Over | Detector | Comment |
|-----|-----|----------|---------------|----------------|-------------|--------|--------|----------|---------|
| | | MHz | dBuV | dB | dBuV/m | dBuV/m | dB | | |
| 1 | | 11400.00 | 47.59 | 6.68 | 54.27 | 74.00 | -19.73 | peak | |
| 2 | * | 11400.00 | 36.69 | 6.68 | 43.37 | 54.00 | -10.63 | AVG | |

REMARKS:

- (1) Measurement Value = Reading Level + Correct Factor.
- (2) Margin Level = Measurement Value - Limit Value.

| | | | |
|----------------|---------------------|--------------|------------|
| Test Mode | IEEE 802.11n (HT20) | Test Date | 2023/7/27 |
| Test Frequency | 5700MHz | Polarization | Horizontal |
| Temp | 26°C | Hum. | 59% |

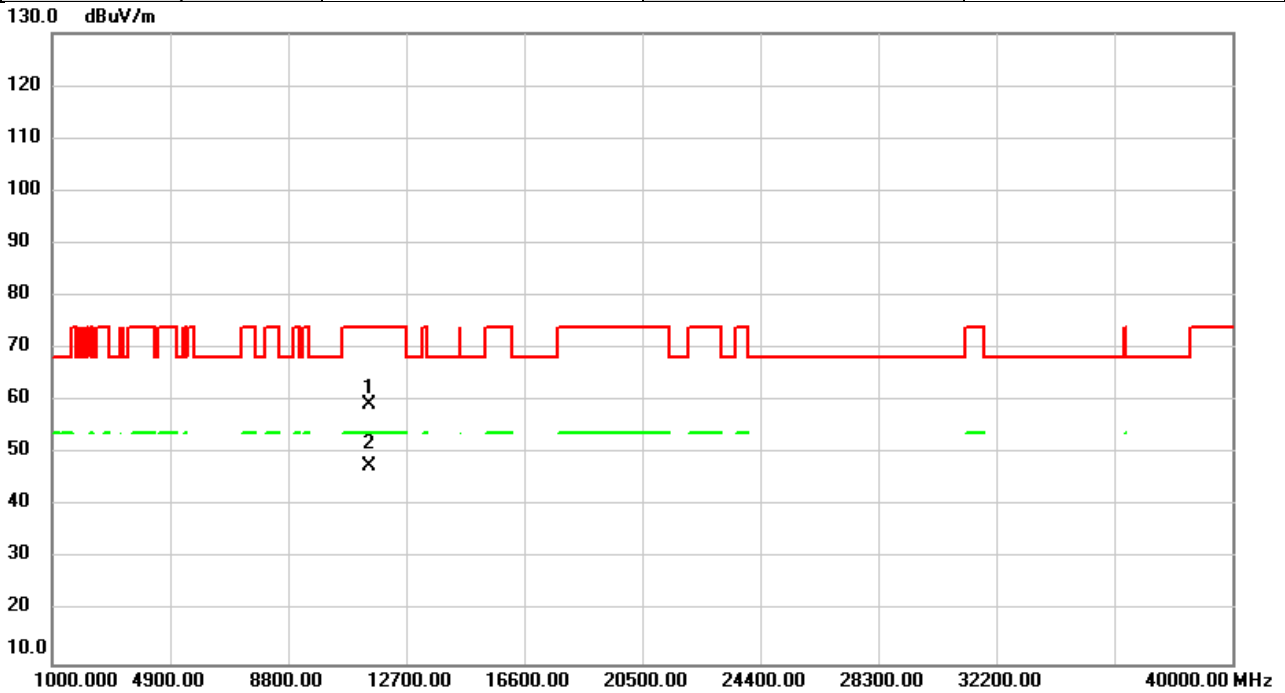


| No. | Mk. | Freq. | Reading Level | Correct Factor | Measurement | Limit | Over | Detector | Comment |
|-----|-----|----------|---------------|----------------|-------------|--------|--------|----------|---------|
| | | MHz | dBuV | dB | dBuV/m | dBuV/m | dB | | |
| 1 | | 11400.00 | 47.05 | 6.68 | 53.73 | 74.00 | -20.27 | peak | |
| 2 | * | 11400.00 | 35.59 | 6.68 | 42.27 | 54.00 | -11.73 | AVG | |

REMARKS:

- (1) Measurement Value = Reading Level + Correct Factor.
- (2) Margin Level = Measurement Value - Limit Value.

| | | | |
|----------------|---------------------|--------------|-----------|
| Test Mode | IEEE 802.11n (HT20) | Test Date | 2023/7/27 |
| Test Frequency | 5745MHz | Polarization | Vertical |
| Temp | 26°C | Hum. | 59% |

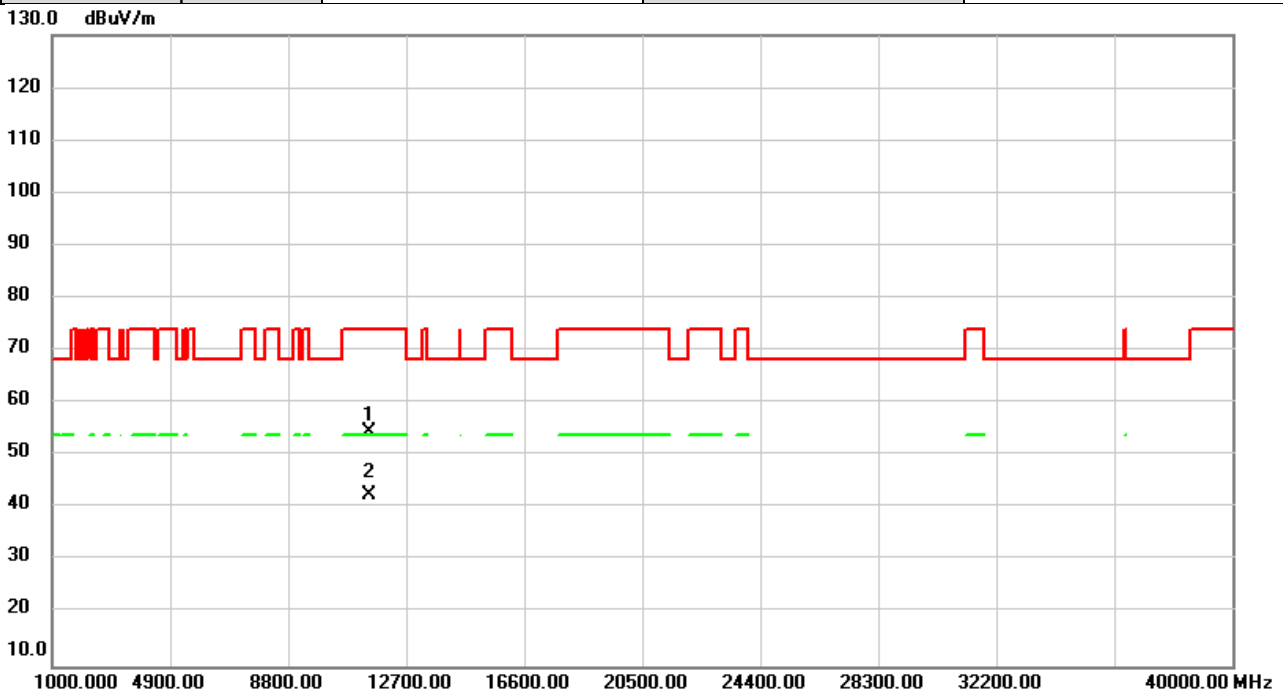


| No. | Mk. | Freq. | Reading Level | Correct Factor | Measurement | Limit | Over | Detector | Comment |
|-----|-----|----------|---------------|----------------|-------------|--------|--------|----------|---------|
| | | MHz | dBuV | dB | dBuV/m | dBuV/m | dB | | |
| 1 | | 11490.00 | 52.63 | 6.74 | 59.37 | 74.00 | -14.63 | peak | |
| 2 | * | 11490.00 | 40.96 | 6.74 | 47.70 | 54.00 | -6.30 | AVG | |

REMARKS:

- (1) Measurement Value = Reading Level + Correct Factor.
- (2) Margin Level = Measurement Value - Limit Value.

| | | | |
|----------------|---------------------|--------------|------------|
| Test Mode | IEEE 802.11n (HT20) | Test Date | 2023/7/27 |
| Test Frequency | 5745MHz | Polarization | Horizontal |
| Temp | 26°C | Hum. | 59% |

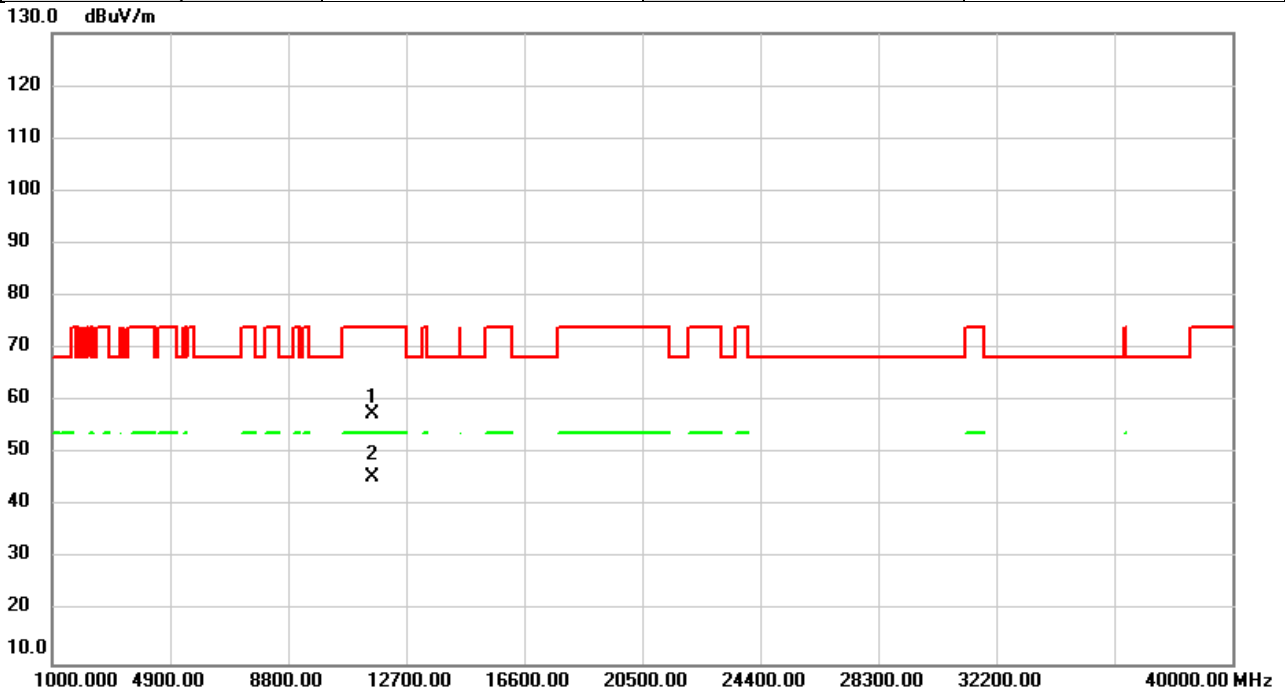


| No. | Mk. | Freq. | Reading Level | Correct Factor | Measurement | Limit | Over | Detector | Comment |
|-----|-----|----------|---------------|----------------|-------------|--------|--------|----------|---------|
| | | MHz | dBuV | dB | dBuV/m | dBuV/m | dB | | |
| 1 | | 11490.00 | 47.93 | 6.74 | 54.67 | 74.00 | -19.33 | peak | |
| 2 | * | 11490.00 | 35.82 | 6.74 | 42.56 | 54.00 | -11.44 | AVG | |

REMARKS:

- (1) Measurement Value = Reading Level + Correct Factor.
- (2) Margin Level = Measurement Value - Limit Value.

| | | | |
|----------------|---------------------|--------------|-----------|
| Test Mode | IEEE 802.11n (HT20) | Test Date | 2023/7/27 |
| Test Frequency | 5785MHz | Polarization | Vertical |
| Temp | 26°C | Hum. | 59% |

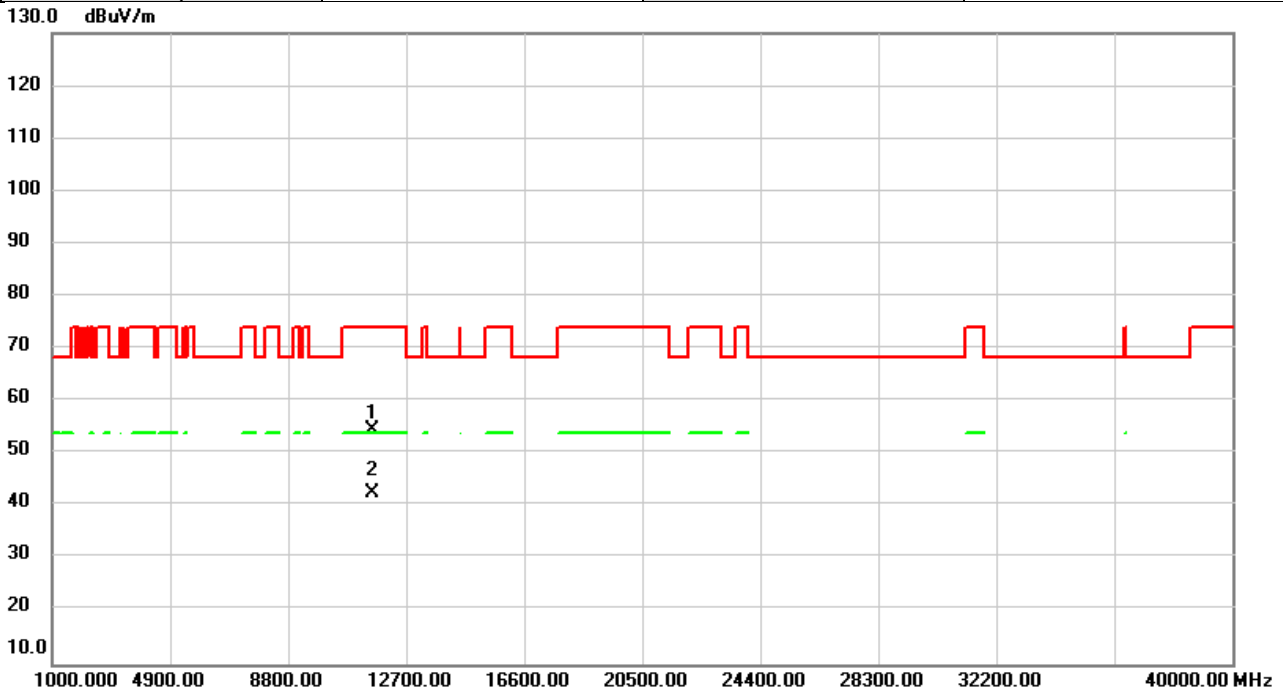


| No. | Mk. | Freq. MHz | Reading Level dBuV | Correct Factor dB | Measure- ment dBuV/m | Limit dBuV/m | Over dB | Detector | Comment |
|-----|-----|--------------|--------------------------|-------------------------|----------------------------|-----------------|------------|----------|---------|
| 1 | | 11570.00 | 50.88 | 6.70 | 57.58 | 74.00 | -16.42 | peak | |
| 2 | * | 11570.00 | 38.85 | 6.70 | 45.55 | 54.00 | -8.45 | AVG | |

REMARKS:

- (1) Measurement Value = Reading Level + Correct Factor.
- (2) Margin Level = Measurement Value - Limit Value.

| | | | |
|----------------|---------------------|--------------|------------|
| Test Mode | IEEE 802.11n (HT20) | Test Date | 2023/7/27 |
| Test Frequency | 5785MHz | Polarization | Horizontal |
| Temp | 26°C | Hum. | 59% |

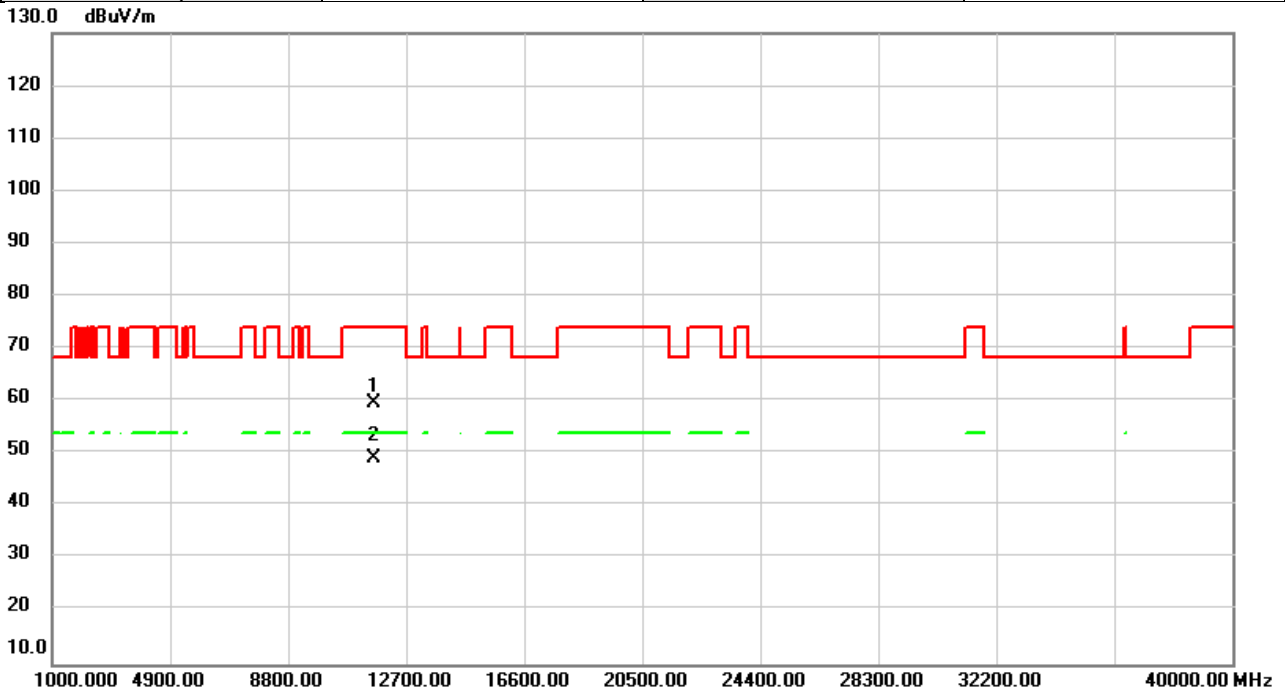


| No. | Mk. | Freq. | Reading Level | Correct Factor | Measurement | Limit | Over | Detector | Comment |
|-----|-----|----------|---------------|----------------|-------------|--------|--------|----------|---------|
| | | MHz | dBuV | dB | dBuV/m | dBuV/m | dB | | |
| 1 | | 11570.00 | 47.94 | 6.70 | 54.64 | 74.00 | -19.36 | peak | |
| 2 | * | 11570.00 | 35.92 | 6.70 | 42.62 | 54.00 | -11.38 | AVG | |

REMARKS:

- (1) Measurement Value = Reading Level + Correct Factor.
- (2) Margin Level = Measurement Value - Limit Value.

| | | | |
|----------------|---------------------|--------------|-----------|
| Test Mode | IEEE 802.11n (HT20) | Test Date | 2023/7/27 |
| Test Frequency | 5825MHz | Polarization | Vertical |
| Temp | 26°C | Hum. | 59% |

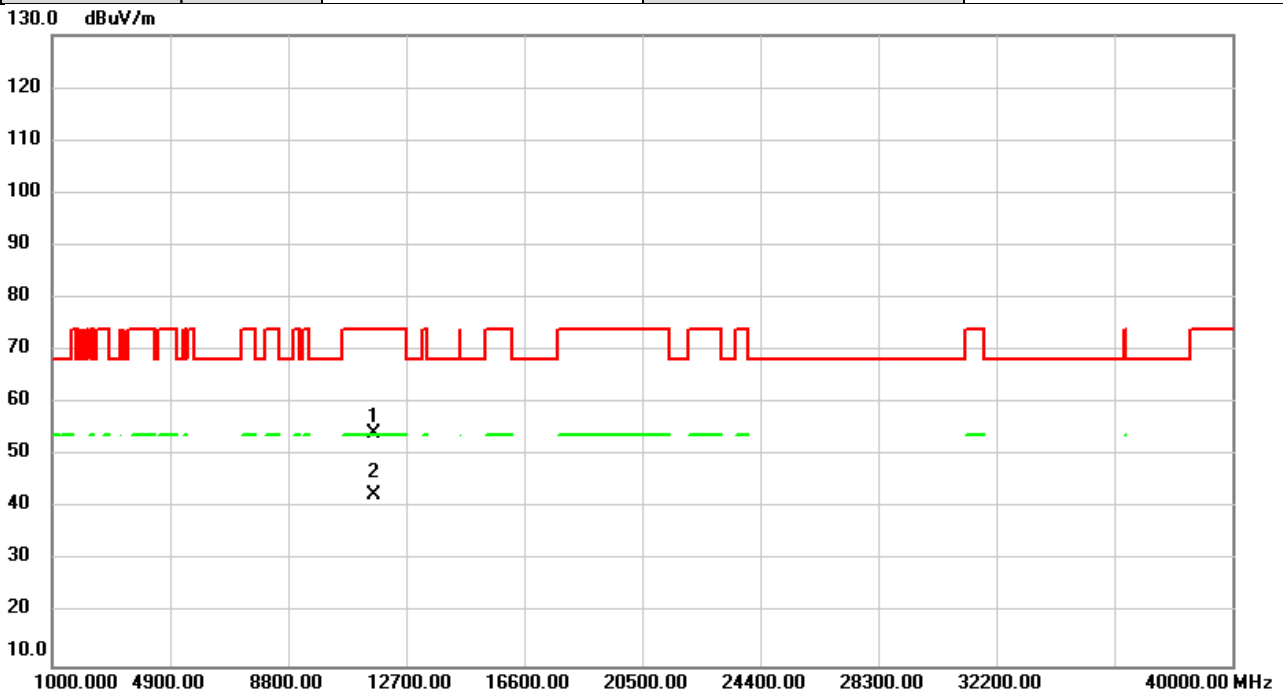


| No. | Mk. | Freq. | Reading Level | Correct Factor | Measurement | Limit | Over | Detector | Comment |
|-----|-----|----------|---------------|----------------|-------------|--------|--------|----------|---------|
| | | MHz | dBuV | dB | dBuV/m | dBuV/m | dB | | |
| 1 | | 11650.00 | 53.05 | 6.64 | 59.69 | 74.00 | -14.31 | peak | |
| 2 | * | 11650.00 | 42.37 | 6.64 | 49.01 | 54.00 | -4.99 | AVG | |

REMARKS:

- (1) Measurement Value = Reading Level + Correct Factor.
- (2) Margin Level = Measurement Value - Limit Value.

| | | | |
|----------------|---------------------|--------------|------------|
| Test Mode | IEEE 802.11n (HT20) | Test Date | 2023/7/27 |
| Test Frequency | 5825MHz | Polarization | Horizontal |
| Temp | 26°C | Hum. | 59% |

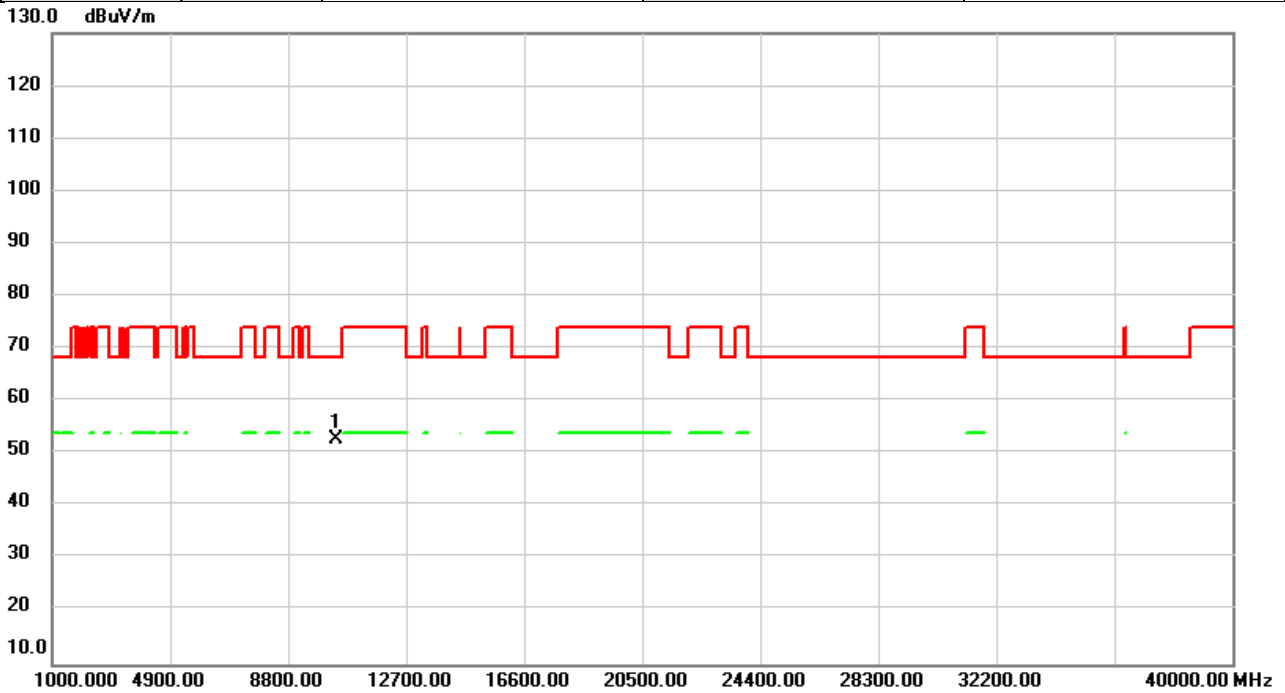


| No. | Mk. | Freq. | Reading Level | Correct Factor | Measurement | Limit | Over | Detector | Comment |
|-----|-----|----------|---------------|----------------|-------------|--------|--------|----------|---------|
| | | MHz | dBuV | dB | dBuV/m | dBuV/m | dB | | |
| 1 | | 11650.00 | 47.75 | 6.64 | 54.39 | 74.00 | -19.61 | peak | |
| 2 | * | 11650.00 | 35.78 | 6.64 | 42.42 | 54.00 | -11.58 | AVG | |

REMARKS:

- (1) Measurement Value = Reading Level + Correct Factor.
- (2) Margin Level = Measurement Value - Limit Value.

| | | | |
|----------------|---------------------|--------------|-----------|
| Test Mode | IEEE 802.11n (HT40) | Test Date | 2023/7/27 |
| Test Frequency | 5190MHz | Polarization | Vertical |
| Temp | 26°C | Hum. | 59% |

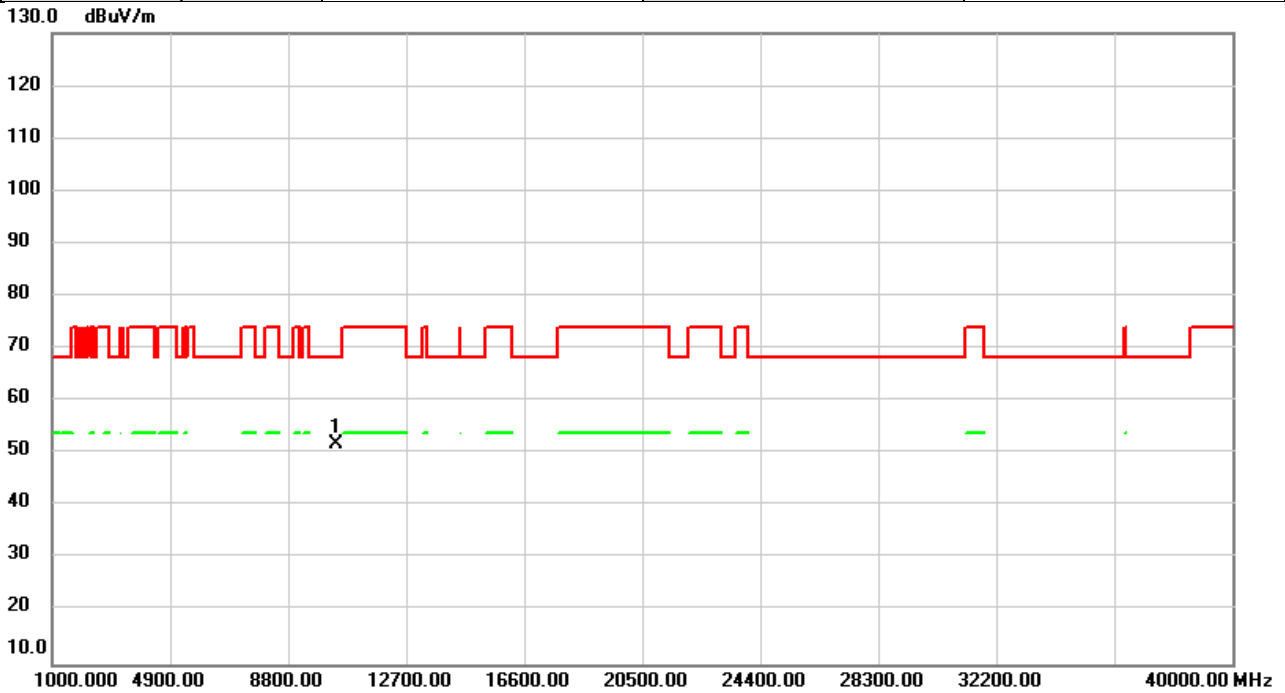


| No. | Mk. | Freq. | Reading Level | Correct Factor | Measurement | Limit | Over | Detector | Comment |
|-----|-----|----------|---------------|----------------|-------------|--------|--------|----------|---------|
| | | MHz | dBuV | dB | dBuV/m | dBuV/m | dB | | |
| 1 | * | 10380.00 | 47.26 | 5.50 | 52.76 | 68.20 | -15.44 | peak | |

REMARKS:

- (1) Measurement Value = Reading Level + Correct Factor.
- (2) Margin Level = Measurement Value - Limit Value.

| | | | |
|----------------|---------------------|--------------|-----------|
| Test Mode | IEEE 802.11n (HT40) | Test Date | 2023/7/27 |
| Test Frequency | 5190MHz | Polarization | Vertical |
| Temp | 26°C | Hum. | 59% |

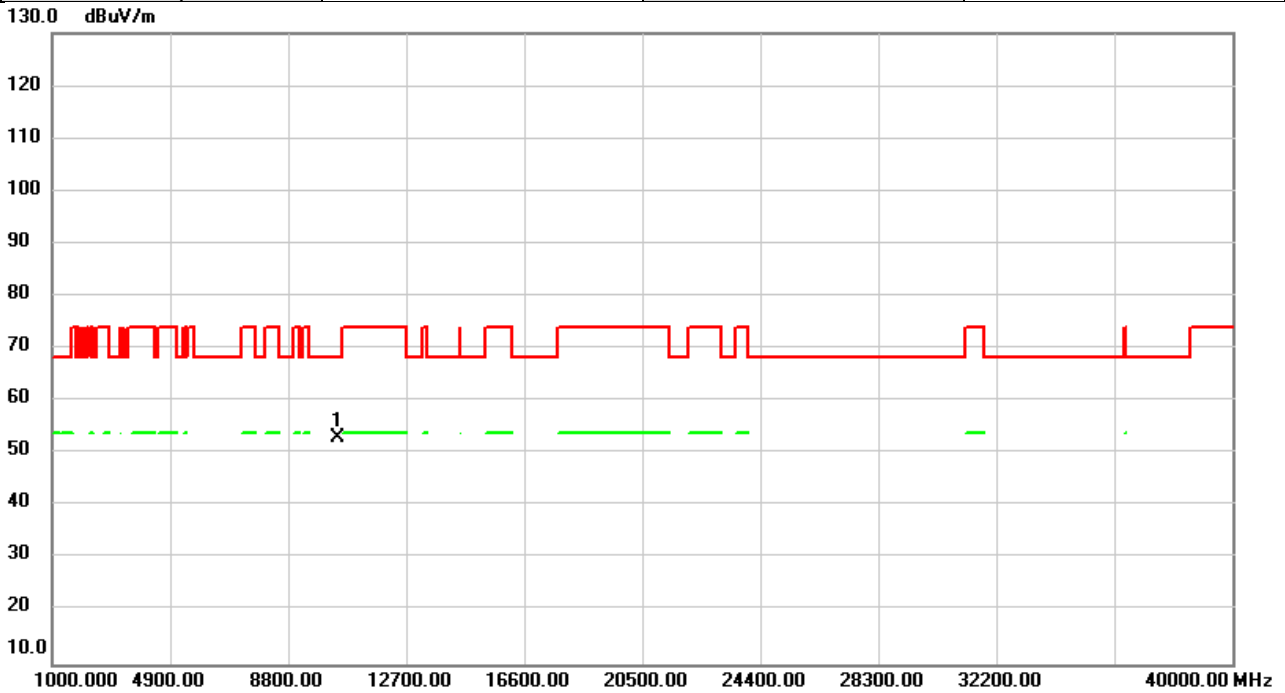


| No. | Mk. | Freq. | Reading Level | Correct Factor | Measurement | Limit | Over | Detector | Comment |
|-----|-----|----------|---------------|----------------|-------------|--------|--------|----------|---------|
| | | MHz | dBuV | dB | dBuV/m | dBuV/m | dB | | |
| 1 | * | 10380.00 | 46.20 | 5.50 | 51.70 | 68.20 | -16.50 | peak | |

REMARKS:

- (1) Measurement Value = Reading Level + Correct Factor.
- (2) Margin Level = Measurement Value - Limit Value.

| | | | |
|----------------|---------------------|--------------|-----------|
| Test Mode | IEEE 802.11n (HT40) | Test Date | 2023/7/27 |
| Test Frequency | 5230MHz | Polarization | Vertical |
| Temp | 26°C | Hum. | 59% |

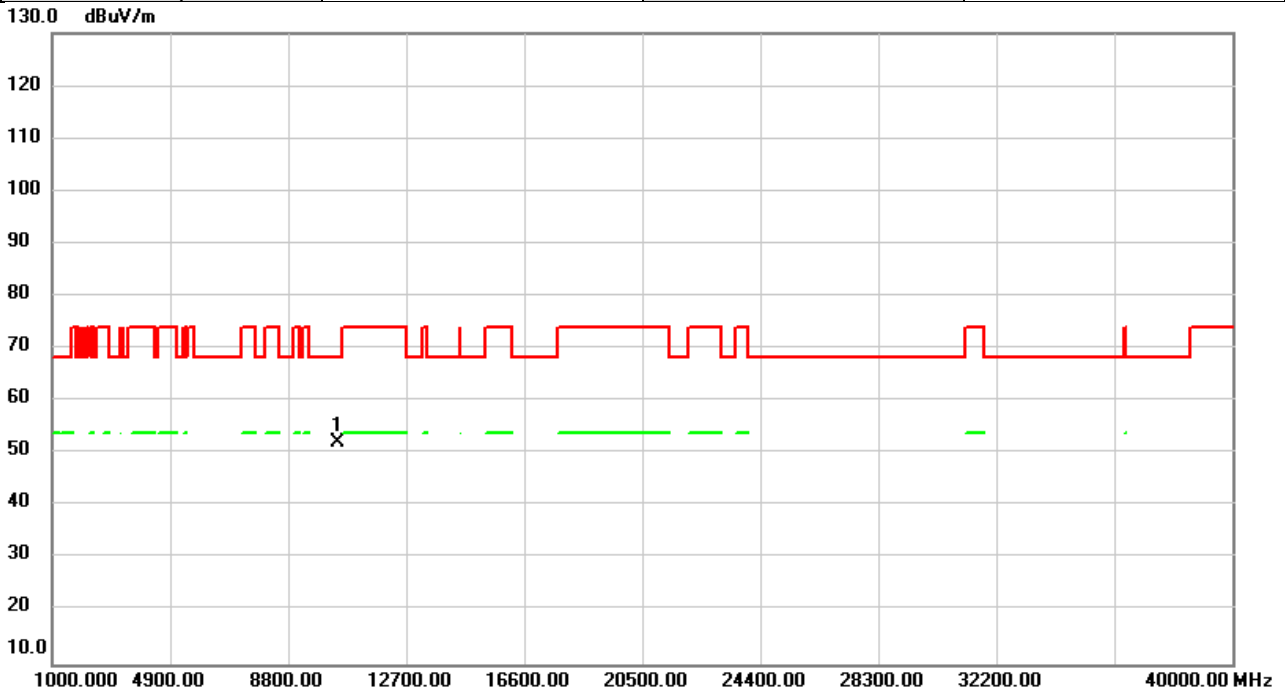


| No. | Mk. | Freq. | Reading Level | Correct Factor | Measurement | Limit | Over | Detector | Comment |
|-----|-----|----------|---------------|----------------|-------------|--------|--------|----------|---------|
| | | MHz | dBuV | dB | dBuV/m | dBuV/m | dB | | |
| 1 | * | 10460.00 | 47.55 | 5.36 | 52.91 | 68.20 | -15.29 | peak | |

REMARKS:

- (1) Measurement Value = Reading Level + Correct Factor.
- (2) Margin Level = Measurement Value - Limit Value.

| | | | |
|----------------|---------------------|--------------|------------|
| Test Mode | IEEE 802.11n (HT40) | Test Date | 2023/7/27 |
| Test Frequency | 5230MHz | Polarization | Horizontal |
| Temp | 26°C | Hum. | 59% |

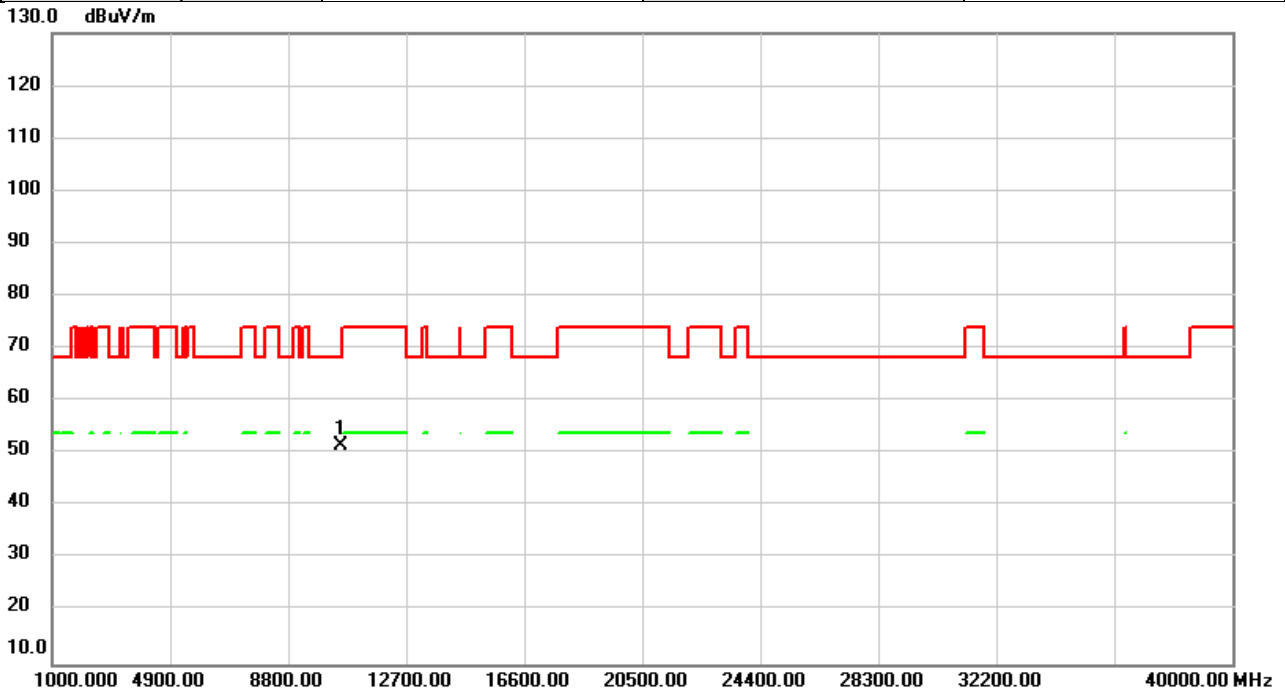


| No. | Mk. | Freq. | Reading Level | Correct Factor | Measurement | Limit | Over | Detector | Comment |
|-----|-----|----------|---------------|----------------|-------------|--------|--------|----------|---------|
| | | MHz | dBuV | dB | dBuV/m | dBuV/m | dB | | |
| 1 | * | 10460.00 | 46.94 | 5.36 | 52.30 | 68.20 | -15.90 | peak | |

REMARKS:

- (1) Measurement Value = Reading Level + Correct Factor.
- (2) Margin Level = Measurement Value - Limit Value.

| | | | |
|----------------|---------------------|--------------|-----------|
| Test Mode | IEEE 802.11n (HT40) | Test Date | 2023/7/27 |
| Test Frequency | 5270MHz | Polarization | Vertical |
| Temp | 26°C | Hum. | 59% |

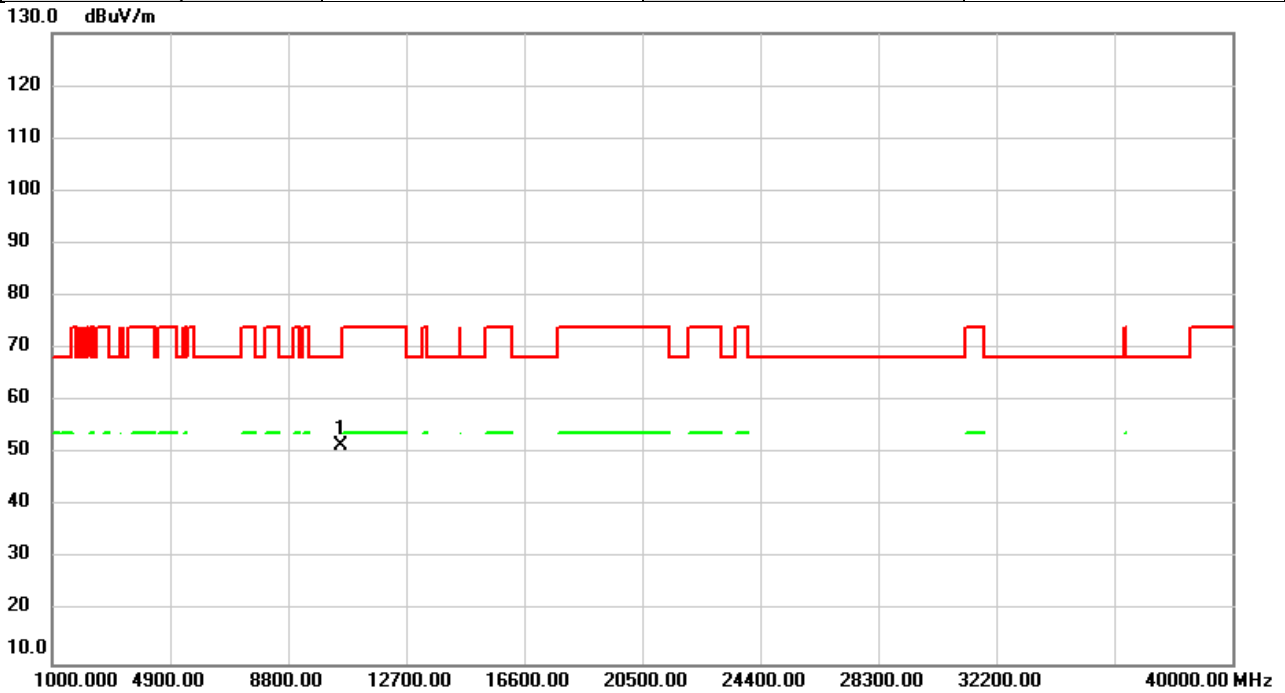


| No. | Mk. | Freq. | Reading Level | Correct Factor | Measurement | Limit | Over | Detector | Comment |
|-----|-----|----------|---------------|----------------|-------------|--------|--------|----------|---------|
| | | MHz | dBuV | dB | dBuV/m | dBuV/m | dB | | |
| 1 | * | 10540.00 | 46.03 | 5.38 | 51.41 | 68.20 | -16.79 | peak | |

REMARKS:

- (1) Measurement Value = Reading Level + Correct Factor.
- (2) Margin Level = Measurement Value - Limit Value.

| | | | |
|----------------|---------------------|--------------|------------|
| Test Mode | IEEE 802.11n (HT40) | Test Date | 2023/7/27 |
| Test Frequency | 5270MHz | Polarization | Horizontal |
| Temp | 26°C | Hum. | 59% |

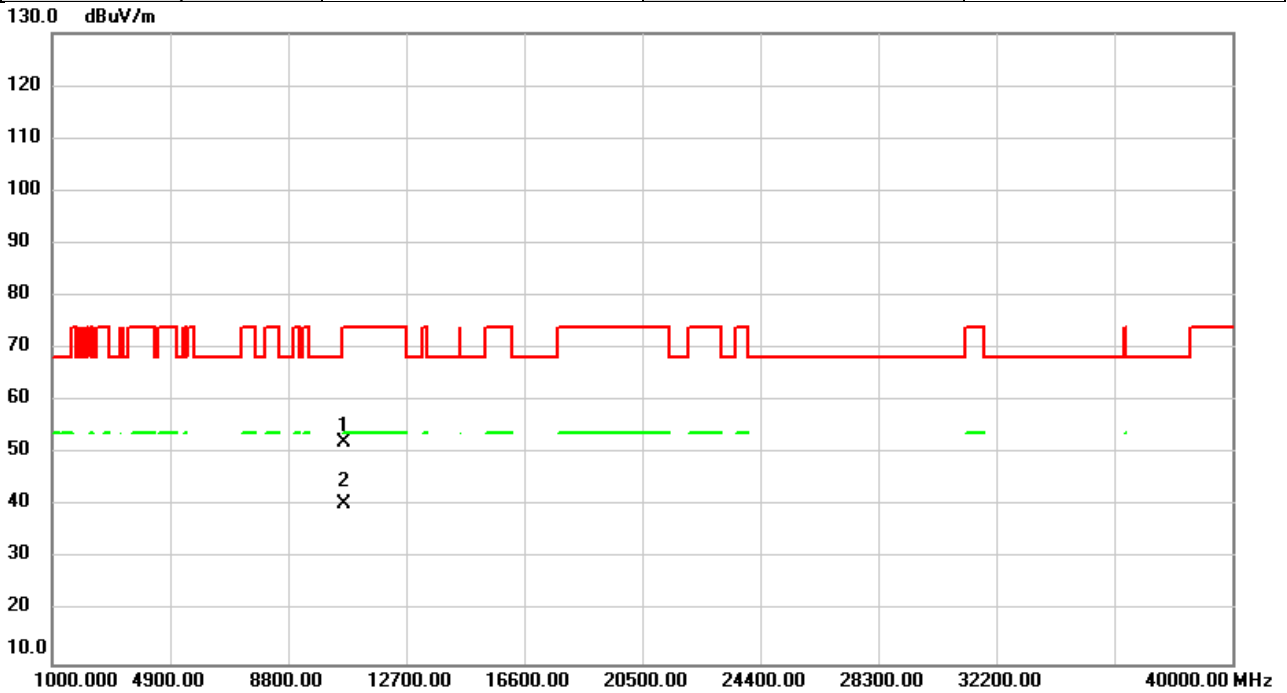


| No. | Mk. | Freq. | Reading Level | Correct Factor | Measurement | Limit | Over | Detector | Comment |
|-----|-----|----------|---------------|----------------|-------------|--------|--------|----------|---------|
| | | MHz | dBuV | dB | dBuV/m | dBuV/m | dB | | |
| 1 | * | 10540.00 | 46.21 | 5.38 | 51.59 | 68.20 | -16.61 | peak | |

REMARKS:

- (1) Measurement Value = Reading Level + Correct Factor.
- (2) Margin Level = Measurement Value - Limit Value.

| | | | |
|----------------|---------------------|--------------|-----------|
| Test Mode | IEEE 802.11n (HT40) | Test Date | 2023/7/27 |
| Test Frequency | 5310MHz | Polarization | Vertical |
| Temp | 26°C | Hum. | 59% |

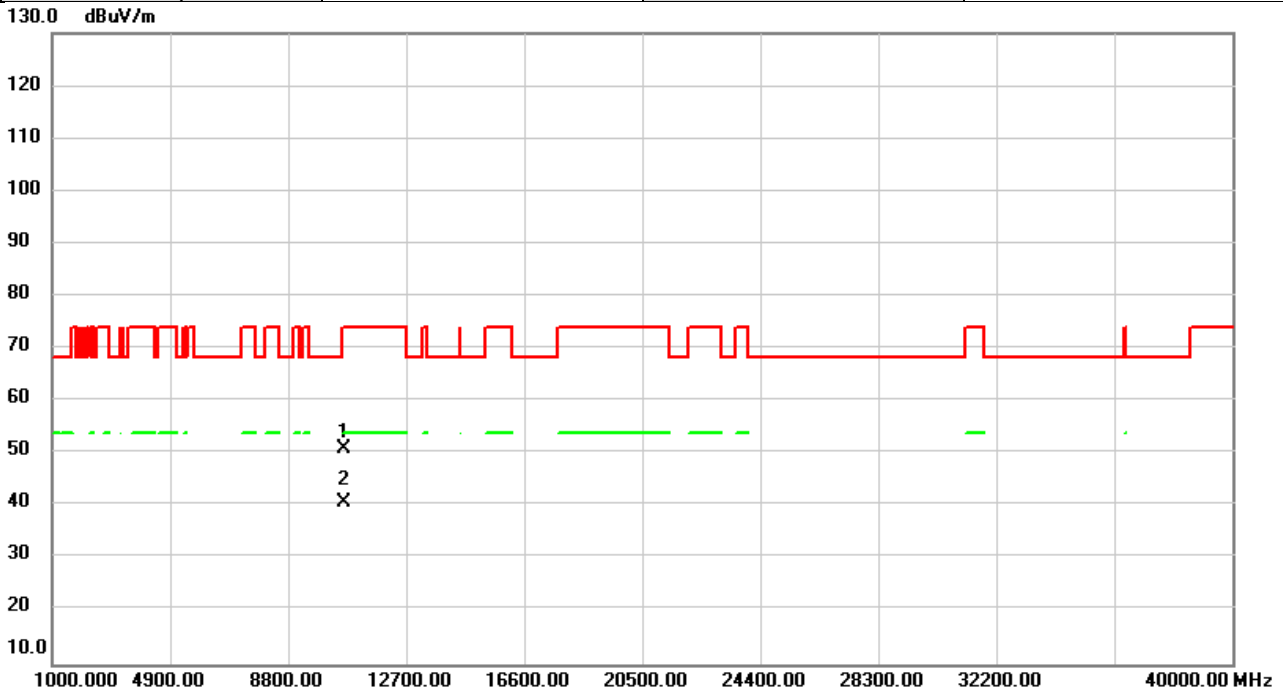


| No. | Mk. | Freq. | Reading Level | Correct Factor | Measurement | Limit | Over | Detector | Comment |
|-----|-----|----------|---------------|----------------|-------------|--------|--------|----------|---------|
| | | MHz | dBuV | dB | dBuV/m | dBuV/m | dB | | |
| 1 | | 10620.00 | 46.50 | 5.56 | 52.06 | 74.00 | -21.94 | peak | |
| 2 | * | 10620.00 | 34.90 | 5.56 | 40.46 | 54.00 | -13.54 | AVG | |

REMARKS:

- (1) Measurement Value = Reading Level + Correct Factor.
- (2) Margin Level = Measurement Value - Limit Value.

| | | | |
|----------------|---------------------|--------------|------------|
| Test Mode | IEEE 802.11n (HT40) | Test Date | 2023/7/27 |
| Test Frequency | 5310MHz | Polarization | Horizontal |
| Temp | 26°C | Hum. | 59% |

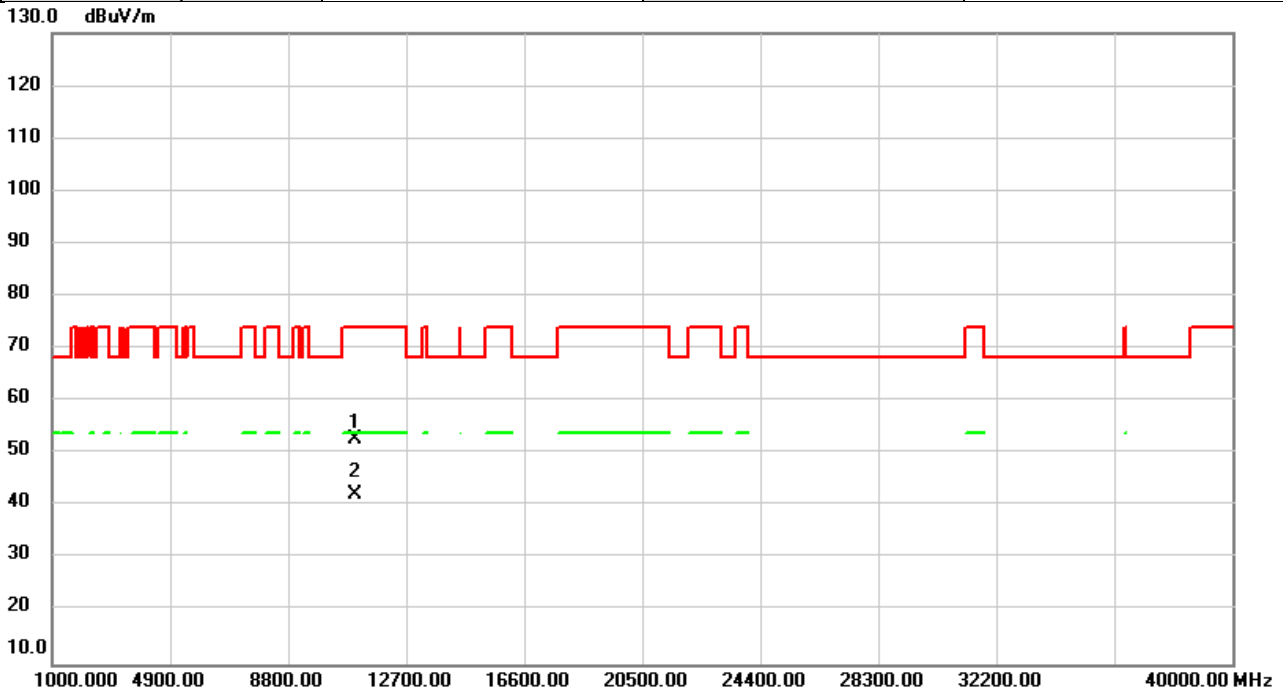


| No. | Mk. | Freq. | Reading Level | Correct Factor | Measurement | Limit | Over | Detector | Comment |
|-----|-----|----------|---------------|----------------|-------------|--------|--------|----------|---------|
| | | MHz | dBuV | dB | dBuV/m | dBuV/m | dB | | |
| 1 | | 10620.00 | 45.37 | 5.56 | 50.93 | 74.00 | -23.07 | peak | |
| 2 | * | 10620.00 | 35.25 | 5.56 | 40.81 | 54.00 | -13.19 | AVG | |

REMARKS:

- (1) Measurement Value = Reading Level + Correct Factor.
- (2) Margin Level = Measurement Value - Limit Value.

| | | | |
|----------------|---------------------|--------------|-----------|
| Test Mode | IEEE 802.11n (HT40) | Test Date | 2023/7/27 |
| Test Frequency | 5510MHz | Polarization | Vertical |
| Temp | 26°C | Hum. | 59% |

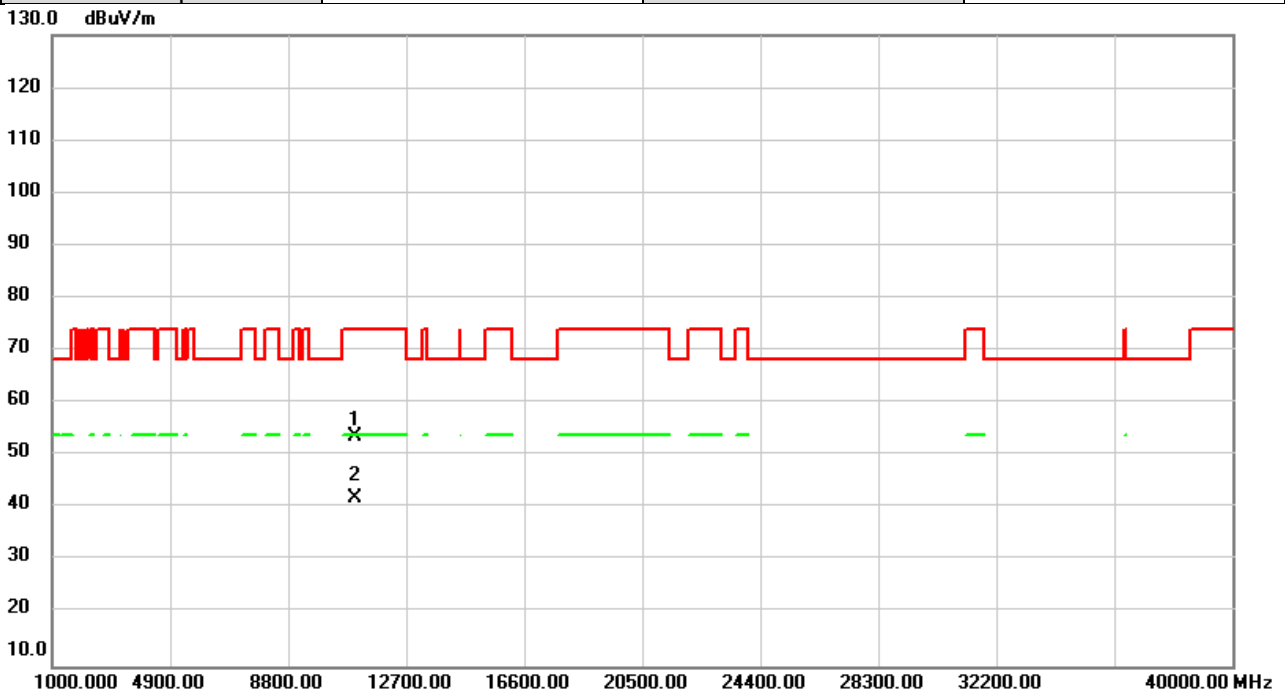


| No. | Mk. | Freq. MHz | Reading Level dBuV | Correct Factor dB | Measure- ment dBuV/m | Limit dBuV/m | Over dB | Detector | Comment |
|-----|-----|--------------|--------------------------|-------------------------|----------------------------|-----------------|------------|----------|---------|
| 1 | | 11020.00 | 46.25 | 6.45 | 52.70 | 74.00 | -21.30 | peak | |
| 2 | * | 11020.00 | 35.85 | 6.45 | 42.30 | 54.00 | -11.70 | AVG | |

REMARKS:

- (1) Measurement Value = Reading Level + Correct Factor.
- (2) Margin Level = Measurement Value - Limit Value.

| | | | |
|----------------|---------------------|--------------|------------|
| Test Mode | IEEE 802.11n (HT40) | Test Date | 2023/7/27 |
| Test Frequency | 5510MHz | Polarization | Horizontal |
| Temp | 26°C | Hum. | 59% |

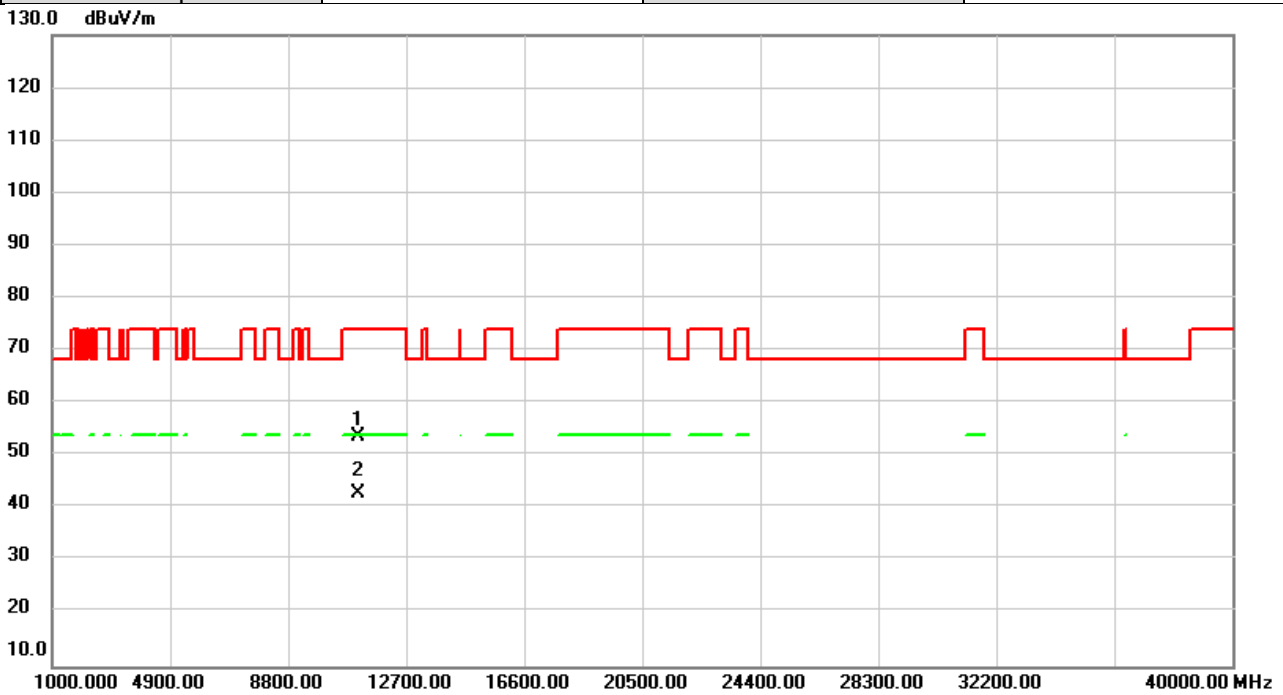


| No. | Mk. | Freq. MHz | Reading Level dBuV | Correct Factor dB | Measure- ment dBuV/m | Limit dBuV/m | Over dB | Detector | Comment |
|-----|-----|--------------|--------------------------|-------------------------|----------------------------|-----------------|------------|----------|---------|
| 1 | | 11020.00 | 47.30 | 6.45 | 53.75 | 74.00 | -20.25 | peak | |
| 2 | * | 11020.00 | 35.55 | 6.45 | 42.00 | 54.00 | -12.00 | AVG | |

REMARKS:

- (1) Measurement Value = Reading Level + Correct Factor.
- (2) Margin Level = Measurement Value - Limit Value.

| | | | |
|----------------|---------------------|--------------|-----------|
| Test Mode | IEEE 802.11n (HT40) | Test Date | 2023/7/27 |
| Test Frequency | 5550MHz | Polarization | Vertical |
| Temp | 26°C | Hum. | 59% |

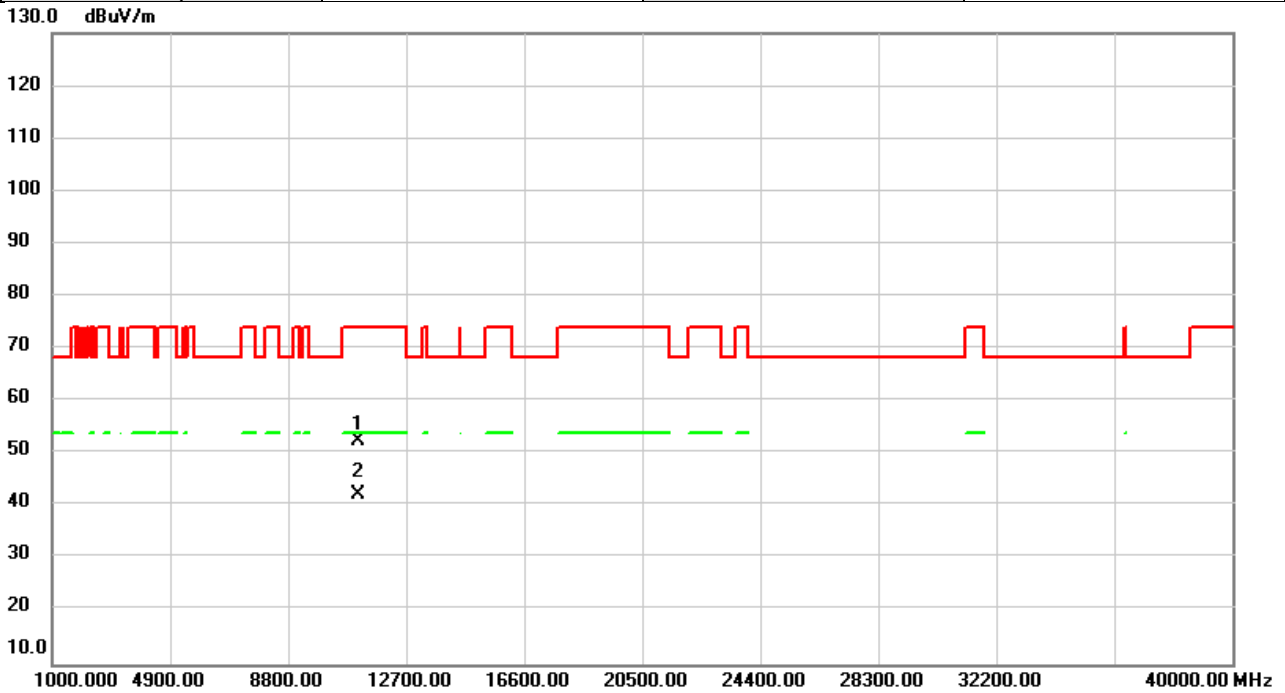


| No. | Mk. | Freq. MHz | Reading Level dBuV | Correct Factor dB | Measure- ment dBuV/m | Limit dBuV/m | Over dB | Detector | Comment |
|-----|-----|--------------|--------------------------|-------------------------|----------------------------|-----------------|------------|----------|---------|
| 1 | | 11100.00 | 47.22 | 6.51 | 53.73 | 74.00 | -20.27 | peak | |
| 2 | * | 11100.00 | 36.21 | 6.51 | 42.72 | 54.00 | -11.28 | AVG | |

REMARKS:

- (1) Measurement Value = Reading Level + Correct Factor.
- (2) Margin Level = Measurement Value - Limit Value.

| | | | |
|----------------|---------------------|--------------|------------|
| Test Mode | IEEE 802.11n (HT40) | Test Date | 2023/7/27 |
| Test Frequency | 5550MHz | Polarization | Horizontal |
| Temp | 26°C | Hum. | 59% |

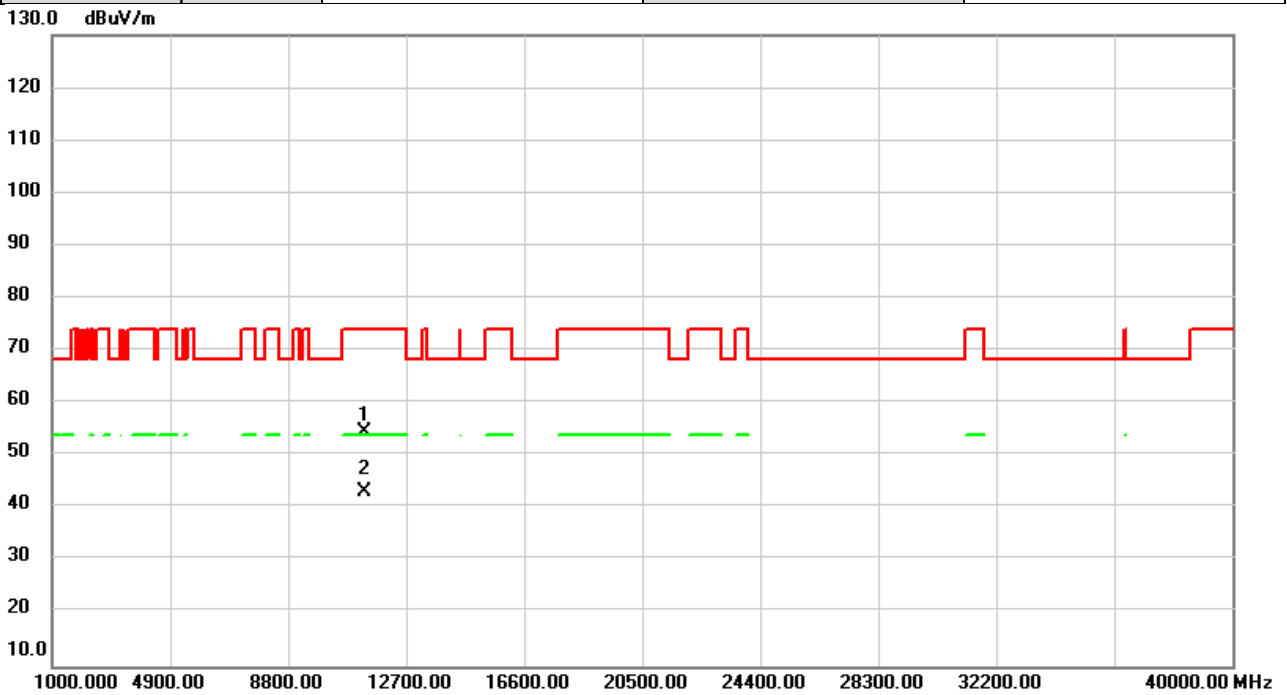


| No. | Mk. | Freq. MHz | Reading Level dBuV | Correct Factor dB | Measure- ment dBuV/m | Limit dBuV/m | Over dB | Detector | Comment |
|-----|-----|--------------|--------------------------|-------------------------|----------------------------|-----------------|------------|----------|---------|
| 1 | | 11100.00 | 46.05 | 6.51 | 52.56 | 74.00 | -21.44 | peak | |
| 2 | * | 11100.00 | 35.59 | 6.51 | 42.10 | 54.00 | -11.90 | AVG | |

REMARKS:

- (1) Measurement Value = Reading Level + Correct Factor.
- (2) Margin Level = Measurement Value - Limit Value.

| | | | |
|----------------|---------------------|--------------|-----------|
| Test Mode | IEEE 802.11n (HT40) | Test Date | 2023/7/27 |
| Test Frequency | 5670MHz | Polarization | Vertical |
| Temp | 26°C | Hum. | 59% |

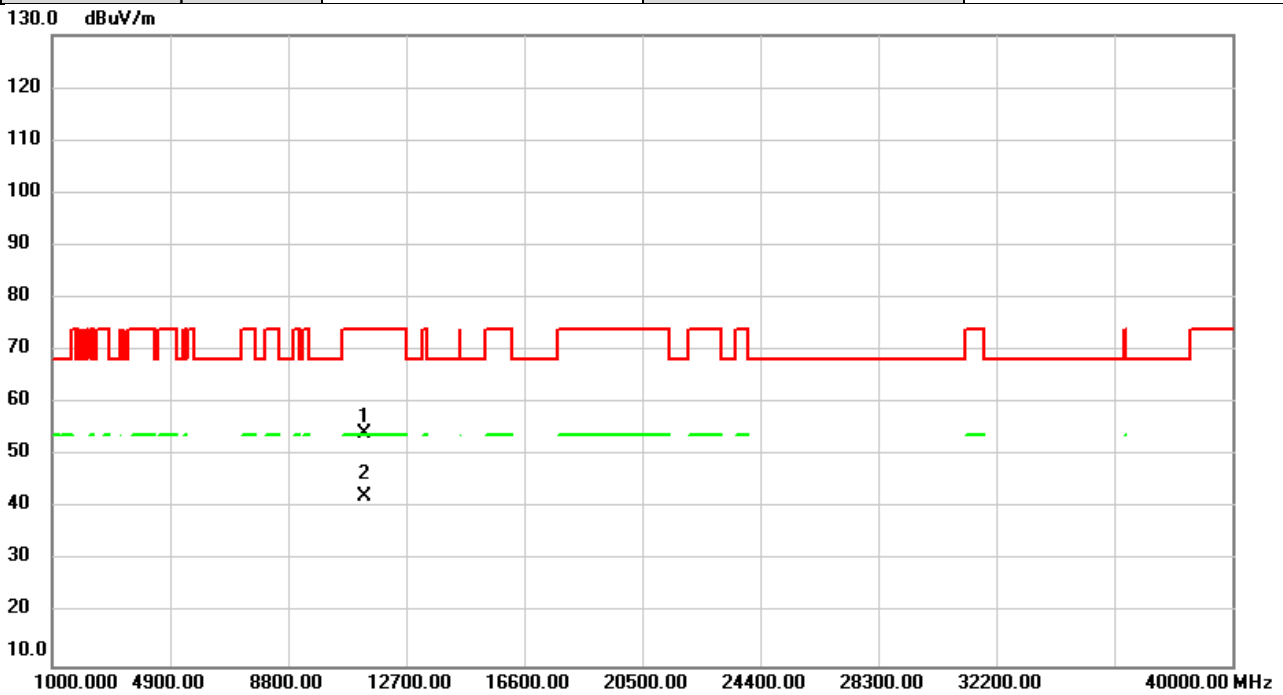


| No. | Mk. | Freq. | Reading Level | Correct Factor | Measurement | Limit | Over | Detector | Comment |
|-----|-----|----------|---------------|----------------|-------------|--------|--------|----------|---------|
| | | MHz | dBuV | dB | dBuV/m | dBuV/m | dB | | |
| 1 | | 11340.00 | 47.77 | 6.65 | 54.42 | 74.00 | -19.58 | peak | |
| 2 | * | 11340.00 | 36.48 | 6.65 | 43.13 | 54.00 | -10.87 | AVG | |

REMARKS:

- (1) Measurement Value = Reading Level + Correct Factor.
- (2) Margin Level = Measurement Value - Limit Value.

| | | | |
|----------------|---------------------|--------------|------------|
| Test Mode | IEEE 802.11n (HT40) | Test Date | 2023/7/27 |
| Test Frequency | 5670MHz | Polarization | Horizontal |
| Temp | 26°C | Hum. | 59% |

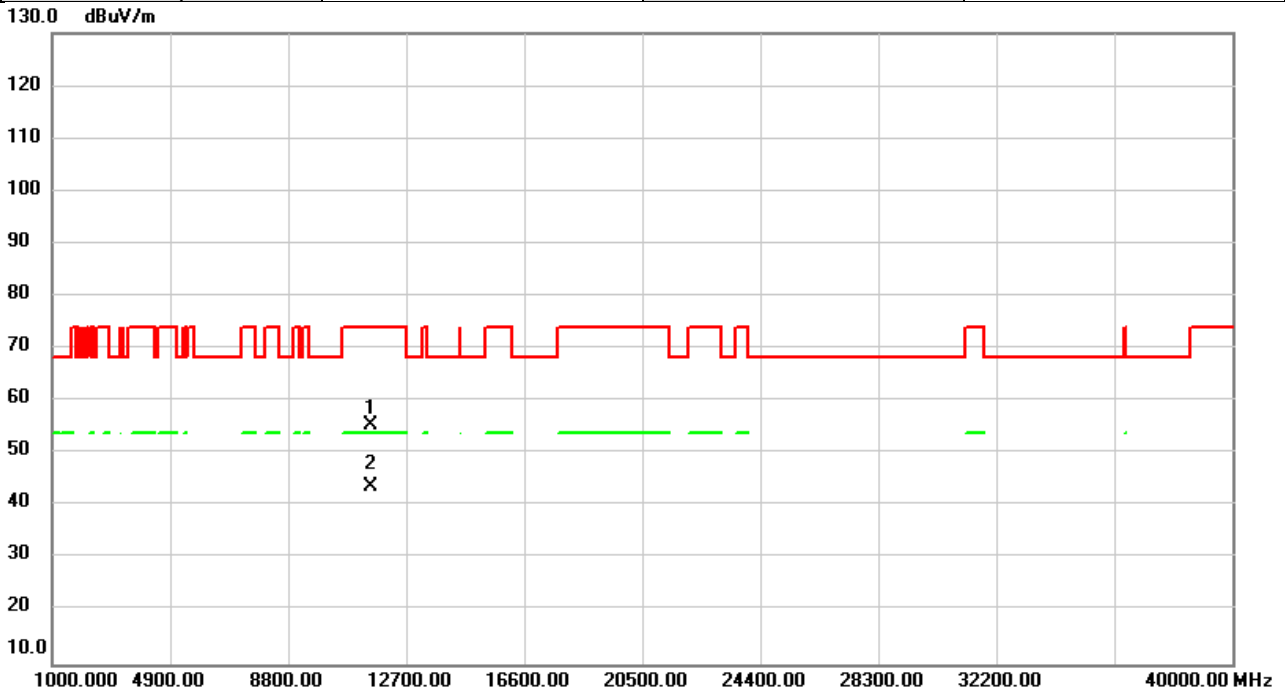


| No. | Mk. | Freq. | Reading Level | Correct Factor | Measurement | Limit | Over | Detector | Comment |
|-----|-----|----------|---------------|----------------|-------------|--------|--------|----------|---------|
| | | MHz | dBuV | dB | dBuV/m | dBuV/m | dB | | |
| 1 | | 11340.00 | 47.66 | 6.65 | 54.31 | 74.00 | -19.69 | peak | |
| 2 | * | 11340.00 | 35.65 | 6.65 | 42.30 | 54.00 | -11.70 | AVG | |

REMARKS:

- (1) Measurement Value = Reading Level + Correct Factor.
- (2) Margin Level = Measurement Value - Limit Value.

| | | | |
|----------------|---------------------|--------------|-----------|
| Test Mode | IEEE 802.11n (HT40) | Test Date | 2023/7/27 |
| Test Frequency | 5755MHz | Polarization | Vertical |
| Temp | 26°C | Hum. | 59% |

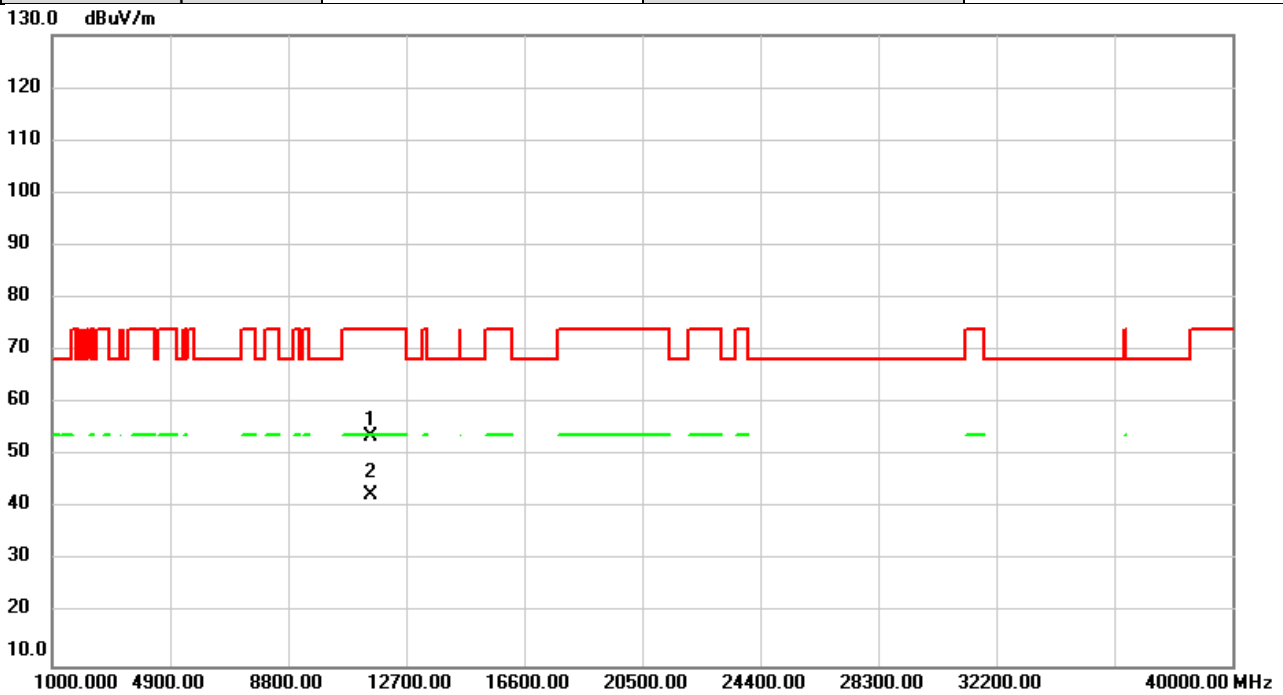


| No. | Mk. | Freq. | Reading Level | Correct Factor | Measurement | Limit | Over | Detector | Comment |
|-----|-----|----------|---------------|----------------|-------------|--------|--------|----------|---------|
| | | MHz | dBuV | dB | dBuV/m | dBuV/m | dB | | |
| 1 | | 11510.00 | 48.69 | 6.74 | 55.43 | 74.00 | -18.57 | peak | |
| 2 | * | 11510.00 | 37.12 | 6.74 | 43.86 | 54.00 | -10.14 | AVG | |

REMARKS:

- (1) Measurement Value = Reading Level + Correct Factor.
- (2) Margin Level = Measurement Value - Limit Value.

| | | | |
|----------------|---------------------|--------------|------------|
| Test Mode | IEEE 802.11n (HT40) | Test Date | 2023/7/27 |
| Test Frequency | 5755MHz | Polarization | Horizontal |
| Temp | 26°C | Hum. | 59% |

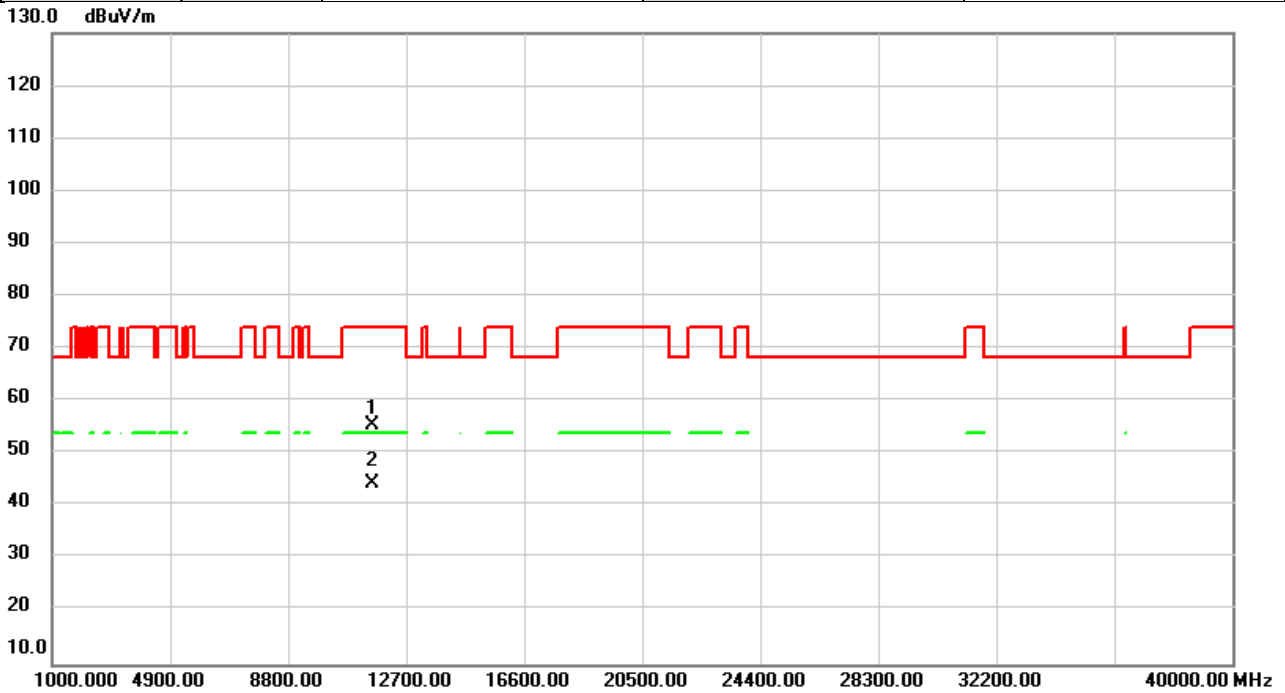


| No. | Mk. | Freq. | Reading Level | Correct Factor | Measurement | Limit | Over | Detector | Comment |
|-----|-----|----------|---------------|----------------|-------------|--------|--------|----------|---------|
| | | MHz | dBuV | dB | dBuV/m | dBuV/m | dB | | |
| 1 | | 11510.00 | 46.79 | 6.74 | 53.53 | 74.00 | -20.47 | peak | |
| 2 | * | 11510.00 | 35.83 | 6.74 | 42.57 | 54.00 | -11.43 | AVG | |

REMARKS:

- (1) Measurement Value = Reading Level + Correct Factor.
- (2) Margin Level = Measurement Value - Limit Value.

| | | | |
|----------------|---------------------|--------------|-----------|
| Test Mode | IEEE 802.11n (HT40) | Test Date | 2023/7/27 |
| Test Frequency | 5795MHz | Polarization | Vertical |
| Temp | 26°C | Hum. | 59% |

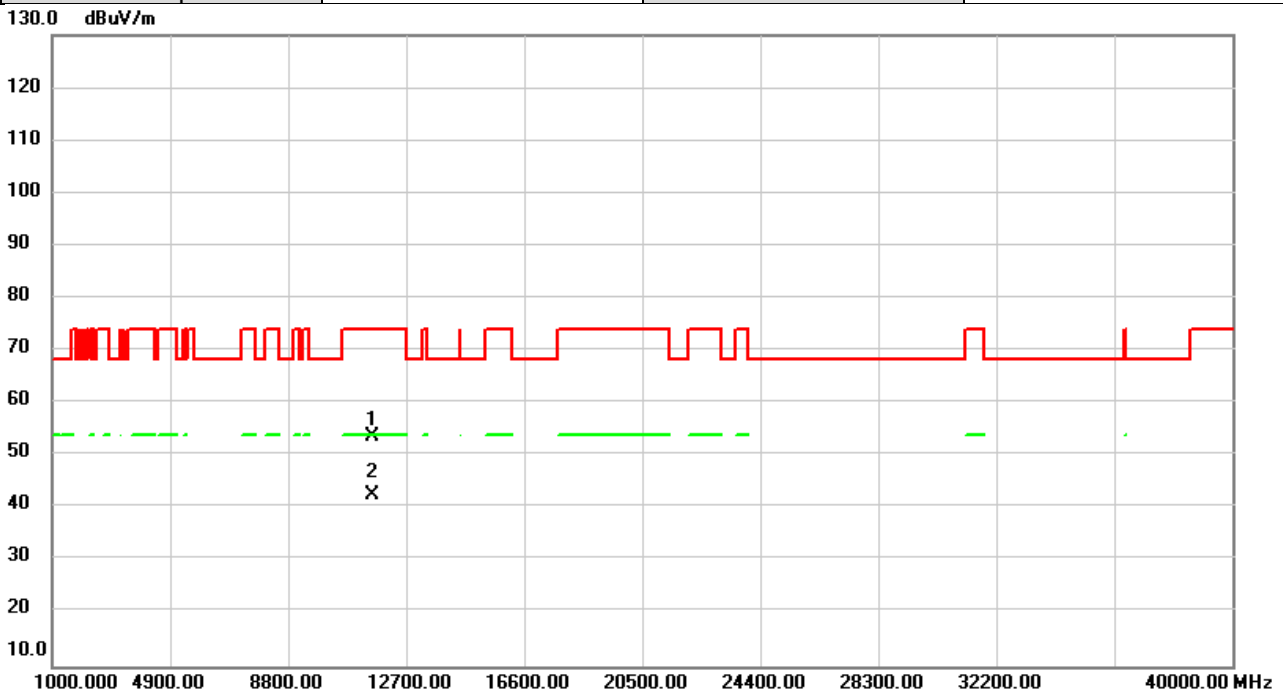


| No. | Mk. | Freq. | Reading Level | Correct Factor | Measurement | Limit | Over | Detector | Comment |
|-----|-----|----------|---------------|----------------|-------------|--------|--------|----------|---------|
| | | MHz | dBuV | dB | dBuV/m | dBuV/m | dB | | |
| 1 | | 11590.00 | 48.69 | 6.68 | 55.37 | 74.00 | -18.63 | peak | |
| 2 | * | 11590.00 | 37.53 | 6.68 | 44.21 | 54.00 | -9.79 | AVG | |

REMARKS:

- (1) Measurement Value = Reading Level + Correct Factor.
- (2) Margin Level = Measurement Value - Limit Value.

| | | | |
|----------------|---------------------|--------------|------------|
| Test Mode | IEEE 802.11n (HT40) | Test Date | 2023/7/27 |
| Test Frequency | 5795MHz | Polarization | Horizontal |
| Temp | 26°C | Hum. | 59% |

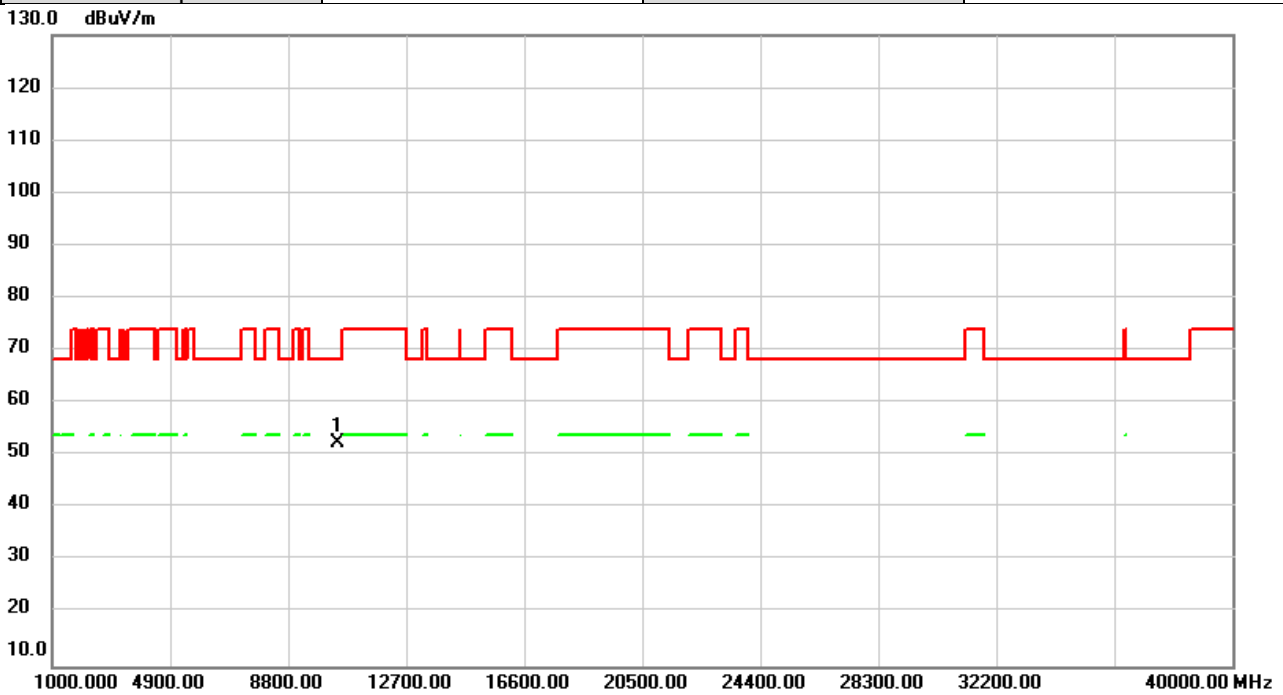


| No. | Mk. | Freq. | Reading Level | Correct Factor | Measurement | Limit | Over | Detector | Comment |
|-----|-----|----------|---------------|----------------|-------------|--------|--------|----------|---------|
| | | MHz | dBuV | dB | dBuV/m | dBuV/m | dB | | |
| 1 | | 11590.00 | 46.96 | 6.68 | 53.64 | 74.00 | -20.36 | peak | |
| 2 | * | 11590.00 | 35.74 | 6.68 | 42.42 | 54.00 | -11.58 | AVG | |

REMARKS:

- (1) Measurement Value = Reading Level + Correct Factor.
- (2) Margin Level = Measurement Value - Limit Value.

| | | | |
|----------------|-----------------------|--------------|-----------|
| Test Mode | IEEE 802.11ac (VHT80) | Test Date | 2023/7/27 |
| Test Frequency | 5210MHz | Polarization | Vertical |
| Temp | 26°C | Hum. | 59% |

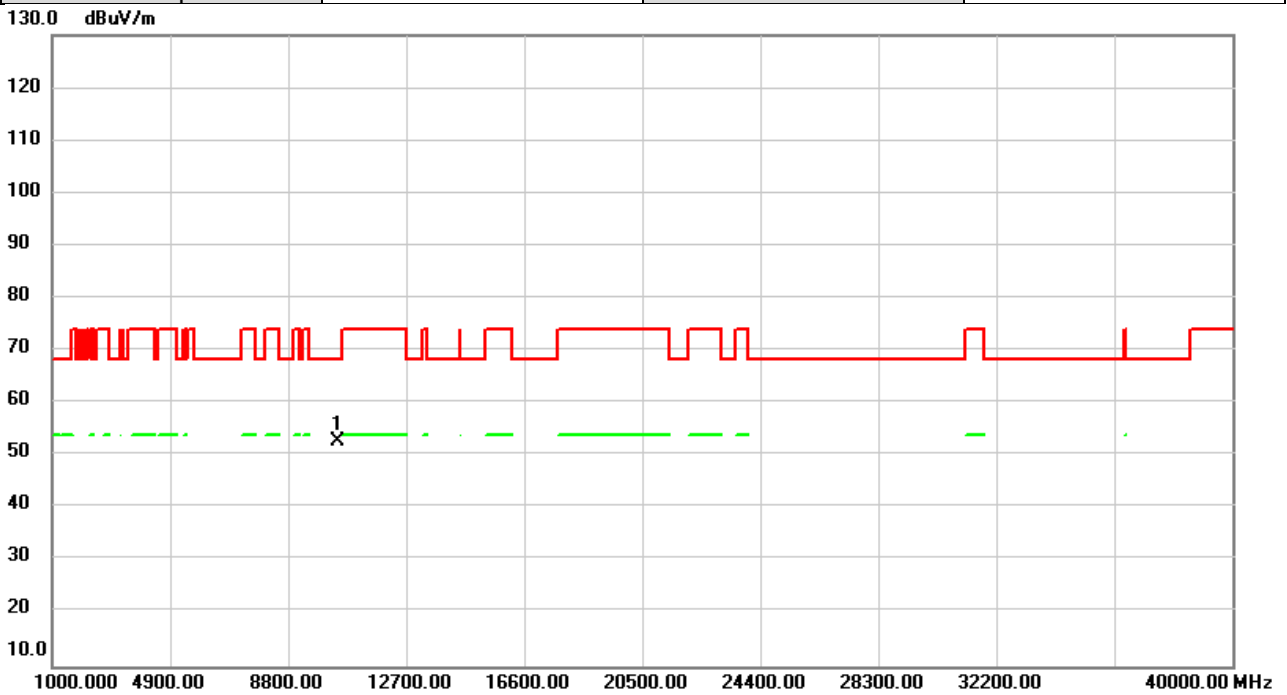


| No. | Mk. | Freq. | Reading Level | Correct Factor | Measurement | Limit | Over | Detector | Comment |
|-----|-----|----------|---------------|----------------|-------------|--------|--------|----------|---------|
| | | MHz | dBuV | dB | dBuV/m | dBuV/m | dB | | |
| 1 | * | 10420.00 | 47.17 | 5.42 | 52.59 | 68.20 | -15.61 | peak | |

REMARKS:

- (1) Measurement Value = Reading Level + Correct Factor.
- (2) Margin Level = Measurement Value - Limit Value.

| | | | |
|----------------|-----------------------|--------------|------------|
| Test Mode | IEEE 802.11ac (VHT80) | Test Date | 2023/7/27 |
| Test Frequency | 5210MHz | Polarization | Horizontal |
| Temp | 26°C | Hum. | 59% |

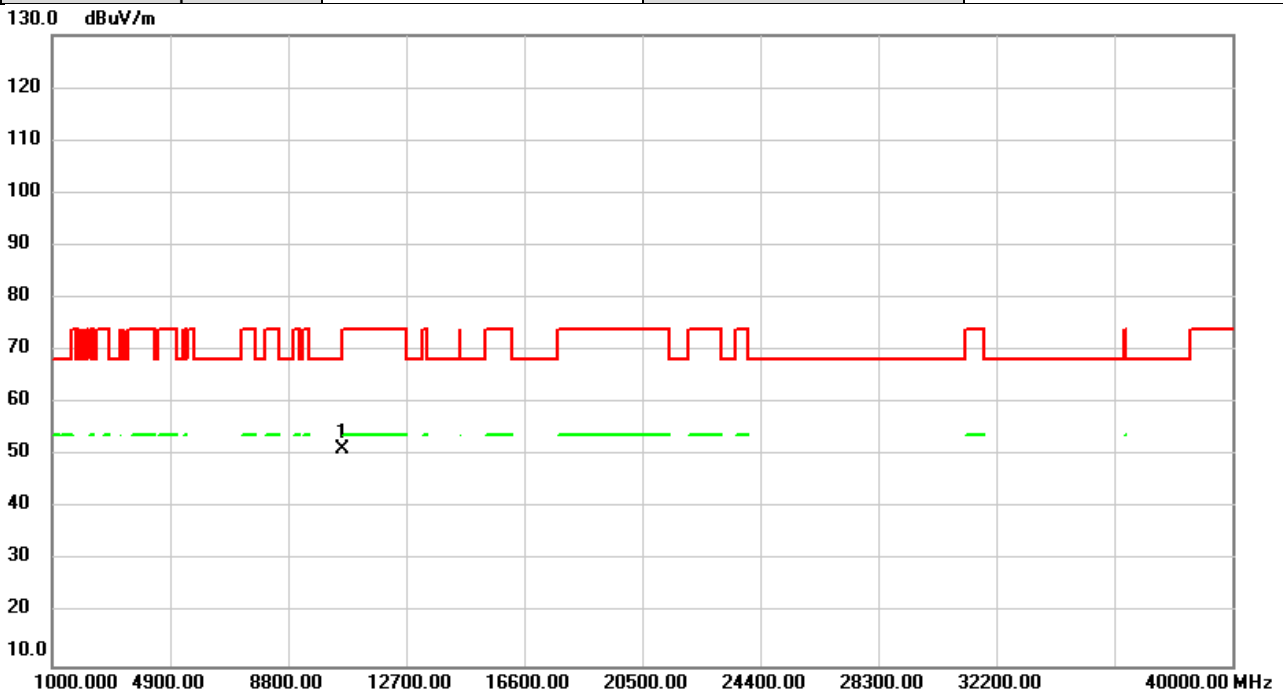


| No. | Mk. | Freq. | Reading Level | Correct Factor | Measurement | Limit | Over | Detector | Comment |
|-----|-----|----------|---------------|----------------|-------------|--------|--------|----------|---------|
| | | MHz | dBuV | dB | dBuV/m | dBuV/m | dB | | |
| 1 | * | 10420.00 | 47.22 | 5.42 | 52.64 | 68.20 | -15.56 | peak | |

REMARKS:

- (1) Measurement Value = Reading Level + Correct Factor.
- (2) Margin Level = Measurement Value - Limit Value.

| | | | |
|----------------|-----------------------|--------------|-----------|
| Test Mode | IEEE 802.11ac (VHT80) | Test Date | 2023/7/27 |
| Test Frequency | 5290MHz | Polarization | Vertical |
| Temp | 26°C | Hum. | 59% |

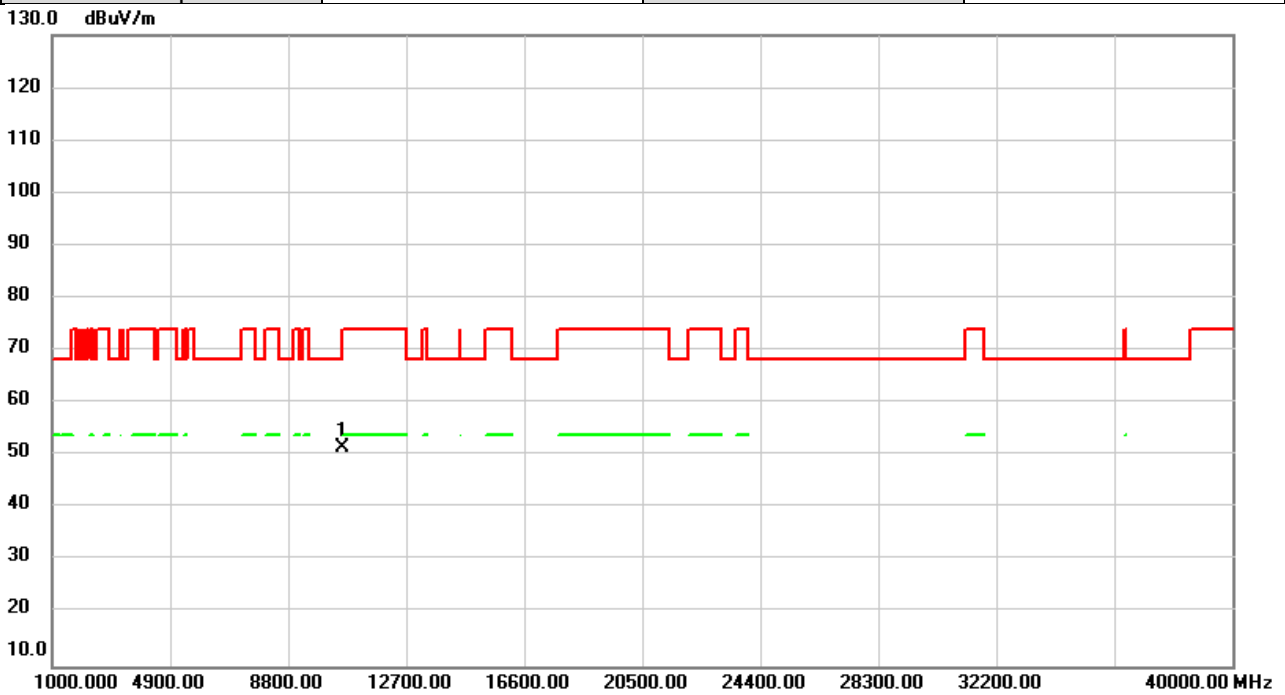


| No. | Mk. | Freq. | Reading Level | Correct Factor | Measurement | Limit | Over | Detector | Comment |
|-----|-----|----------|---------------|----------------|-------------|--------|--------|----------|---------|
| | | MHz | dBuV | dB | dBuV/m | dBuV/m | dB | | |
| 1 | * | 10580.00 | 45.68 | 5.46 | 51.14 | 68.20 | -17.06 | peak | |

REMARKS:

- (1) Measurement Value = Reading Level + Correct Factor.
- (2) Margin Level = Measurement Value - Limit Value.

| | | | |
|----------------|-----------------------|--------------|------------|
| Test Mode | IEEE 802.11ac (VHT80) | Test Date | 2023/7/27 |
| Test Frequency | 5290MHz | Polarization | Horizontal |
| Temp | 26°C | Hum. | 59% |

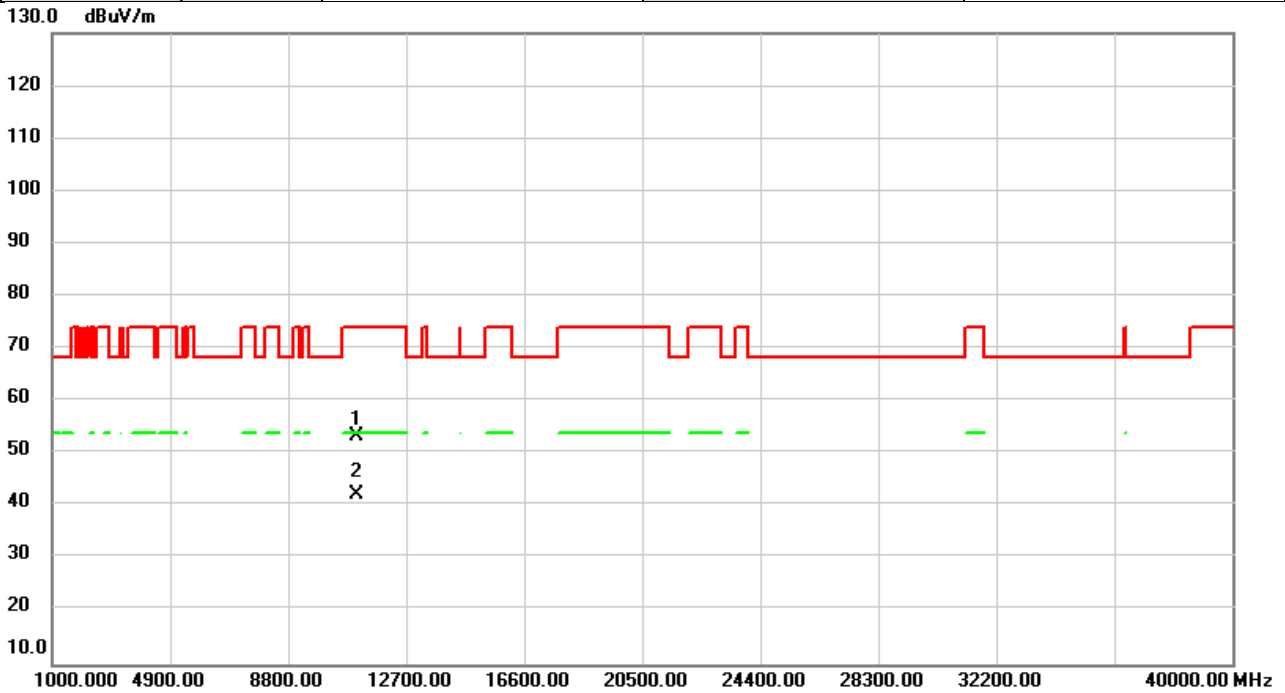


| No. | Mk. | Freq. | Reading Level | Correct Factor | Measurement | Limit | Over | Detector | Comment |
|-----|-----|----------|---------------|----------------|-------------|--------|--------|----------|---------|
| | | MHz | dBuV | dB | dBuV/m | dBuV/m | dB | | |
| 1 | * | 10580.00 | 46.22 | 5.46 | 51.68 | 68.20 | -16.52 | peak | |

REMARKS:

- (1) Measurement Value = Reading Level + Correct Factor.
- (2) Margin Level = Measurement Value - Limit Value.

| | | | |
|----------------|-----------------------|--------------|-----------|
| Test Mode | IEEE 802.11ac (VHT80) | Test Date | 2023/7/27 |
| Test Frequency | 5530MHz | Polarization | Vertical |
| Temp | 26°C | Hum. | 59% |

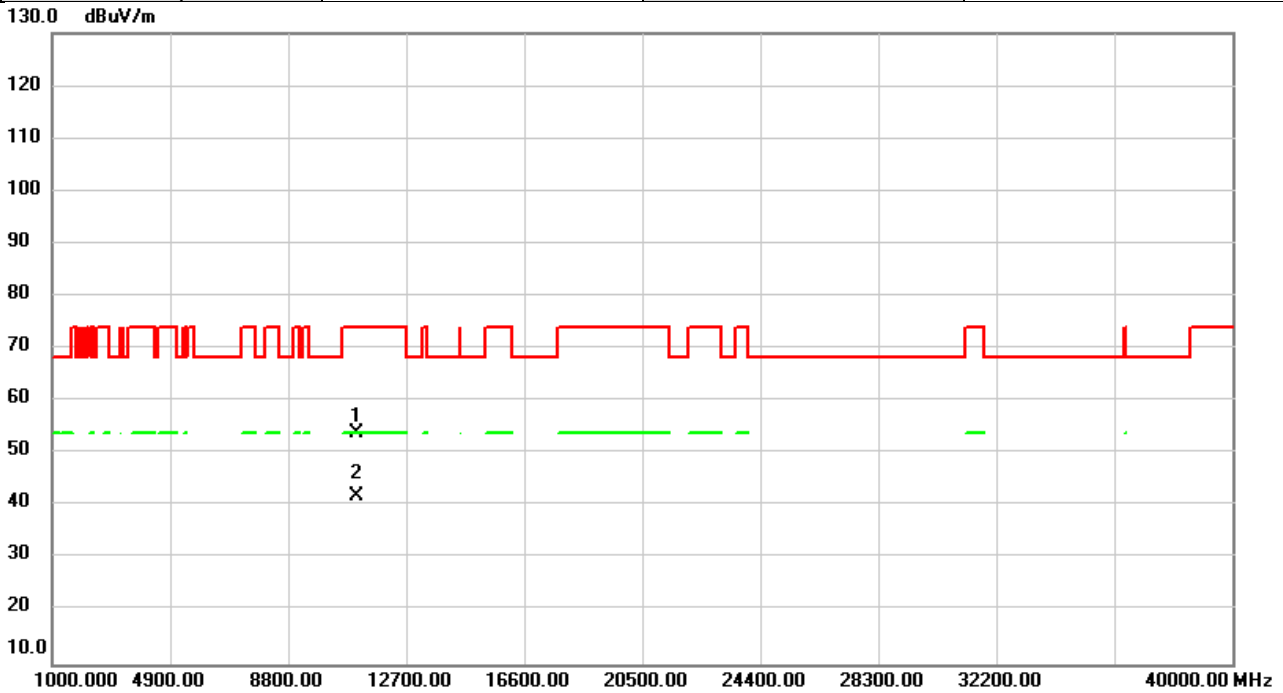


| No. | Mk. | Freq. MHz | Reading Level dBuV | Correct Factor dB | Measure- ment dBuV/m | Limit dBuV/m | Over dB | Detector | Comment |
|-----|-----|--------------|--------------------------|-------------------------|----------------------------|-----------------|------------|----------|---------|
| 1 | | 11060.00 | 46.90 | 6.48 | 53.38 | 74.00 | -20.62 | peak | |
| 2 | * | 11060.00 | 35.84 | 6.48 | 42.32 | 54.00 | -11.68 | AVG | |

REMARKS:

- (1) Measurement Value = Reading Level + Correct Factor.
- (2) Margin Level = Measurement Value - Limit Value.

| | | | |
|----------------|-----------------------|--------------|------------|
| Test Mode | IEEE 802.11ac (VHT80) | Test Date | 2023/7/27 |
| Test Frequency | 5530MHz | Polarization | Horizontal |
| Temp | 26°C | Hum. | 59% |

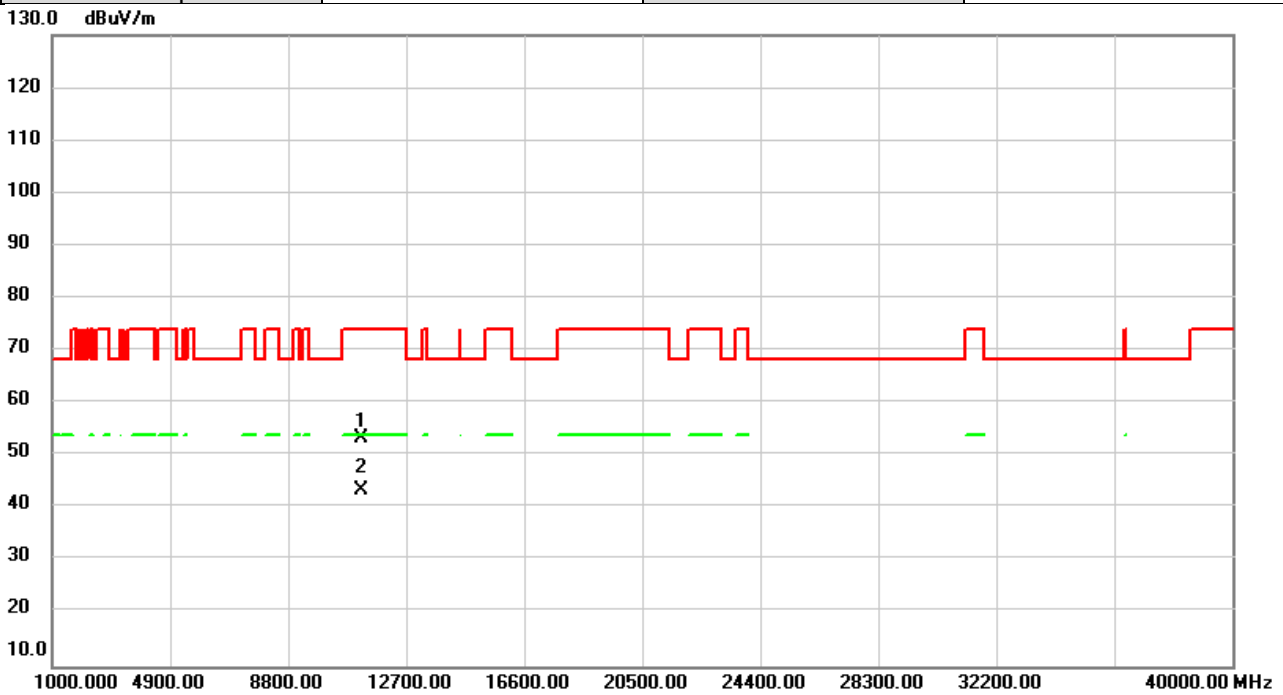


| No. | Mk. | Freq. | Reading Level | Correct Factor | Measurement | Limit | Over | Detector | Comment |
|-----|-----|----------|---------------|----------------|-------------|--------|--------|----------|---------|
| | | MHz | dBuV | dB | dBuV/m | dBuV/m | dB | | |
| 1 | | 11060.00 | 47.53 | 6.48 | 54.01 | 74.00 | -19.99 | peak | |
| 2 | * | 11060.00 | 35.54 | 6.48 | 42.02 | 54.00 | -11.98 | AVG | |

REMARKS:

- (1) Measurement Value = Reading Level + Correct Factor.
- (2) Margin Level = Measurement Value - Limit Value.

| | | | |
|----------------|-----------------------|--------------|-----------|
| Test Mode | IEEE 802.11ac (VHT80) | Test Date | 2023/7/27 |
| Test Frequency | 5610MHz | Polarization | Vertical |
| Temp | 26°C | Hum. | 59% |

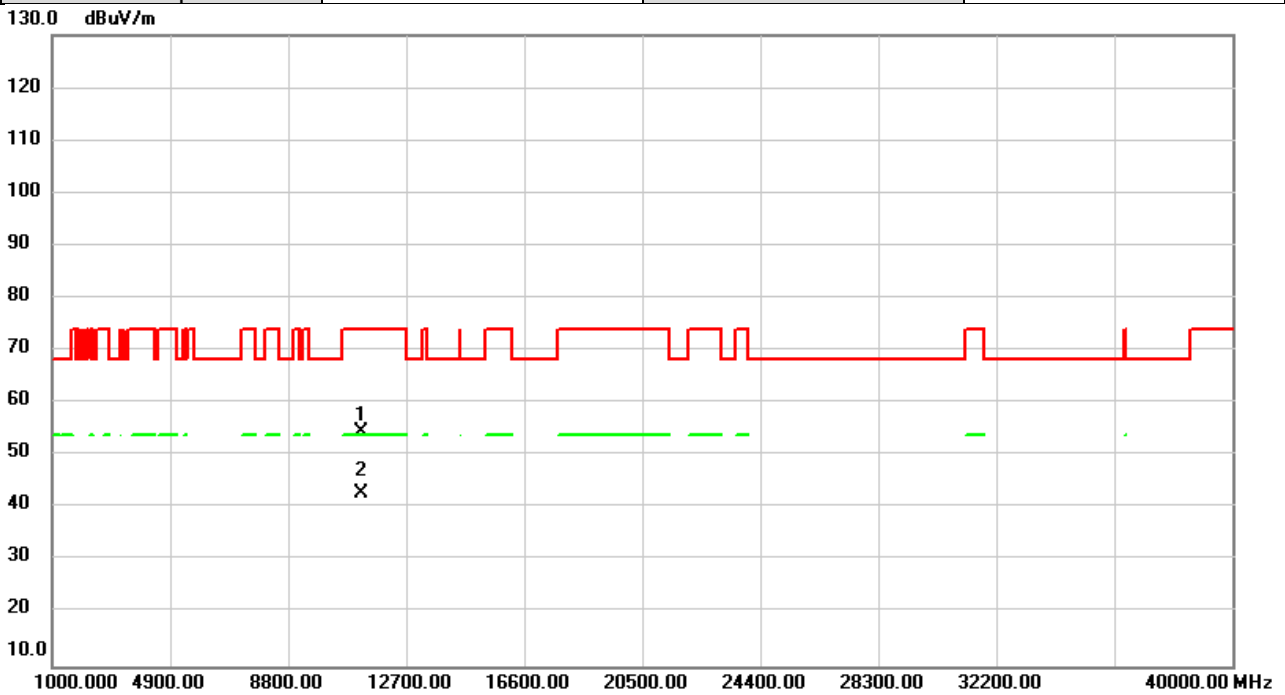


| No. | Mk. | Freq. | Reading Level | Correct Factor | Measurement | Limit | Over | Detector | Comment |
|-----|-----|----------|---------------|----------------|-------------|--------|--------|----------|---------|
| | | MHz | dBuV | dB | dBuV/m | dBuV/m | dB | | |
| 1 | | 11220.00 | 46.71 | 6.57 | 53.28 | 74.00 | -20.72 | peak | |
| 2 | * | 11220.00 | 36.84 | 6.57 | 43.41 | 54.00 | -10.59 | AVG | |

REMARKS:

- (1) Measurement Value = Reading Level + Correct Factor.
- (2) Margin Level = Measurement Value - Limit Value.

| | | | |
|----------------|-----------------------|--------------|------------|
| Test Mode | IEEE 802.11ac (VHT80) | Test Date | 2023/7/27 |
| Test Frequency | 5610MHz | Polarization | Horizontal |
| Temp | 26°C | Hum. | 59% |

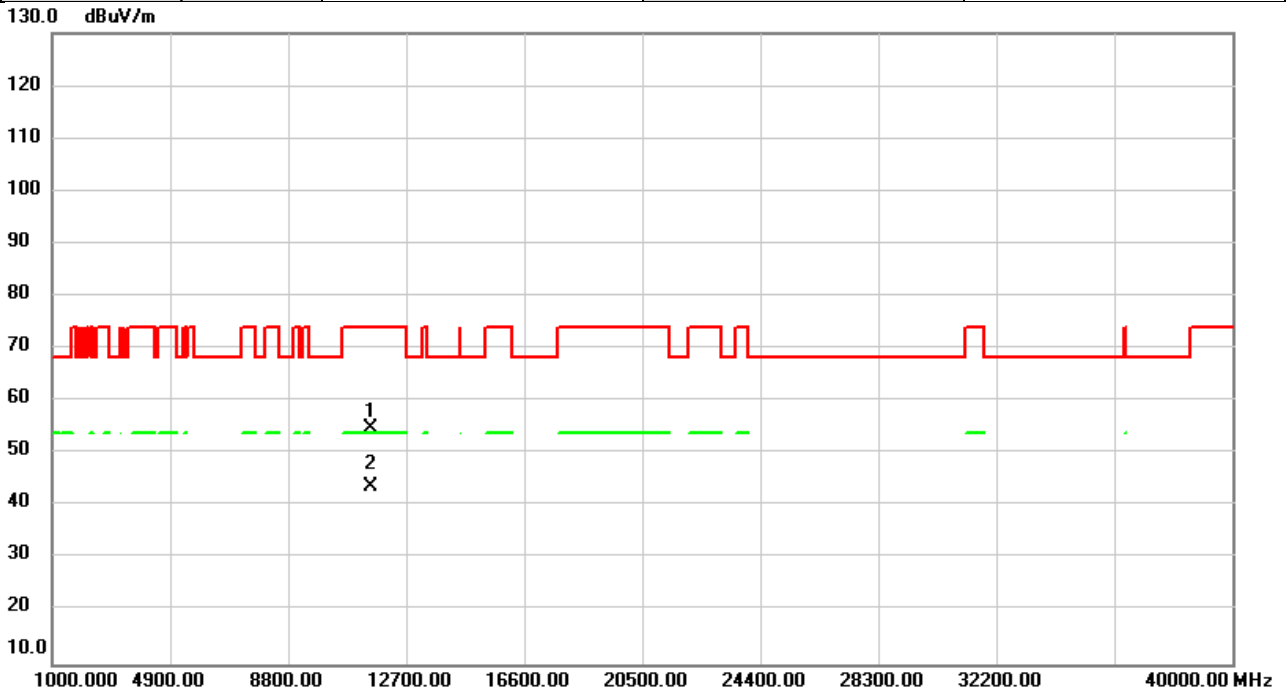


| No. | Mk. | Freq. | Reading Level | Correct Factor | Measurement | Limit | Over | Detector | Comment |
|-----|-----|----------|---------------|----------------|-------------|--------|--------|----------|---------|
| | | MHz | dBuV | dB | dBuV/m | dBuV/m | dB | | |
| 1 | | 11220.00 | 47.91 | 6.57 | 54.48 | 74.00 | -19.52 | peak | |
| 2 | * | 11220.00 | 36.21 | 6.57 | 42.78 | 54.00 | -11.22 | AVG | |

REMARKS:

- (1) Measurement Value = Reading Level + Correct Factor.
- (2) Margin Level = Measurement Value - Limit Value.

| | | | |
|----------------|-----------------------|--------------|-----------|
| Test Mode | IEEE 802.11ac (VHT80) | Test Date | 2023/7/27 |
| Test Frequency | 5775MHz | Polarization | Vertical |
| Temp | 26°C | Hum. | 59% |

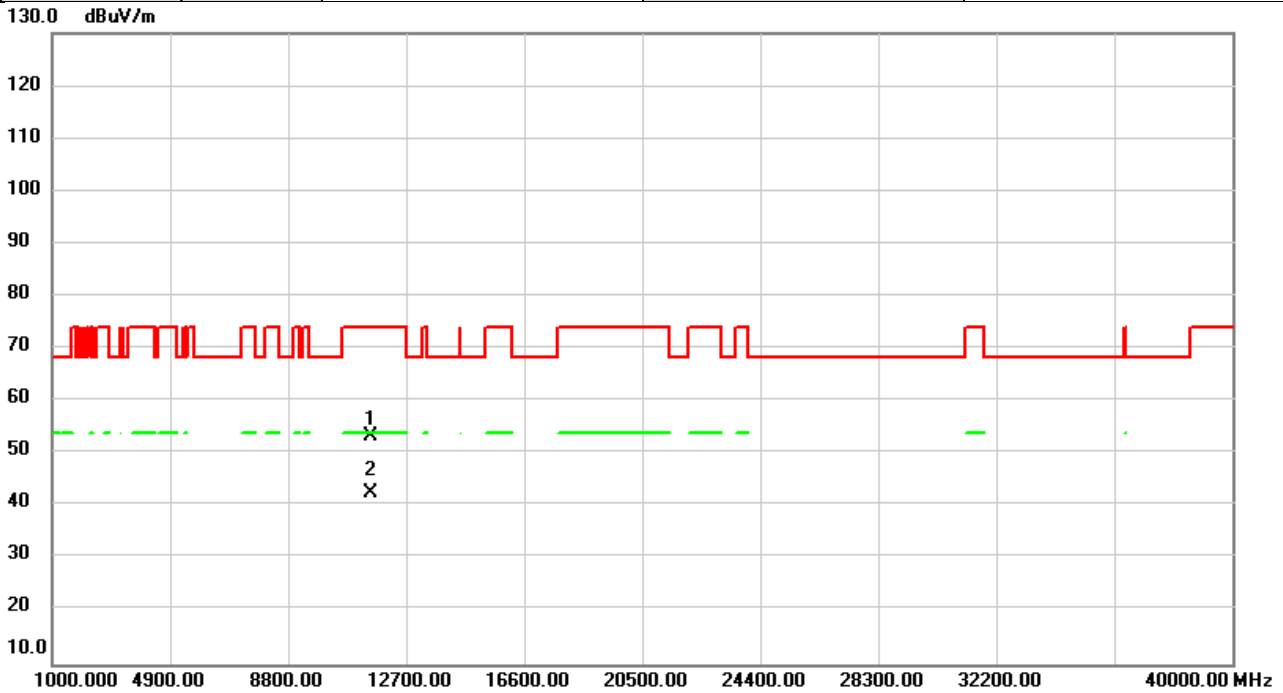


| No. | Mk. | Freq. | Reading Level | Correct Factor | Measurement | Limit | Over | Detector | Comment |
|-----|-----|----------|---------------|----------------|-------------|--------|--------|----------|---------|
| | | MHz | dBuV | dB | dBuV/m | dBuV/m | dB | | |
| 1 | | 11550.00 | 48.22 | 6.71 | 54.93 | 74.00 | -19.07 | peak | |
| 2 | * | 11550.00 | 37.05 | 6.71 | 43.76 | 54.00 | -10.24 | AVG | |

REMARKS:

- (1) Measurement Value = Reading Level + Correct Factor.
- (2) Margin Level = Measurement Value - Limit Value.

| | | | |
|----------------|-----------------------|--------------|------------|
| Test Mode | IEEE 802.11ac (VHT80) | Test Date | 2023/7/27 |
| Test Frequency | 5775MHz | Polarization | Horizontal |
| Temp | 26°C | Hum. | 59% |

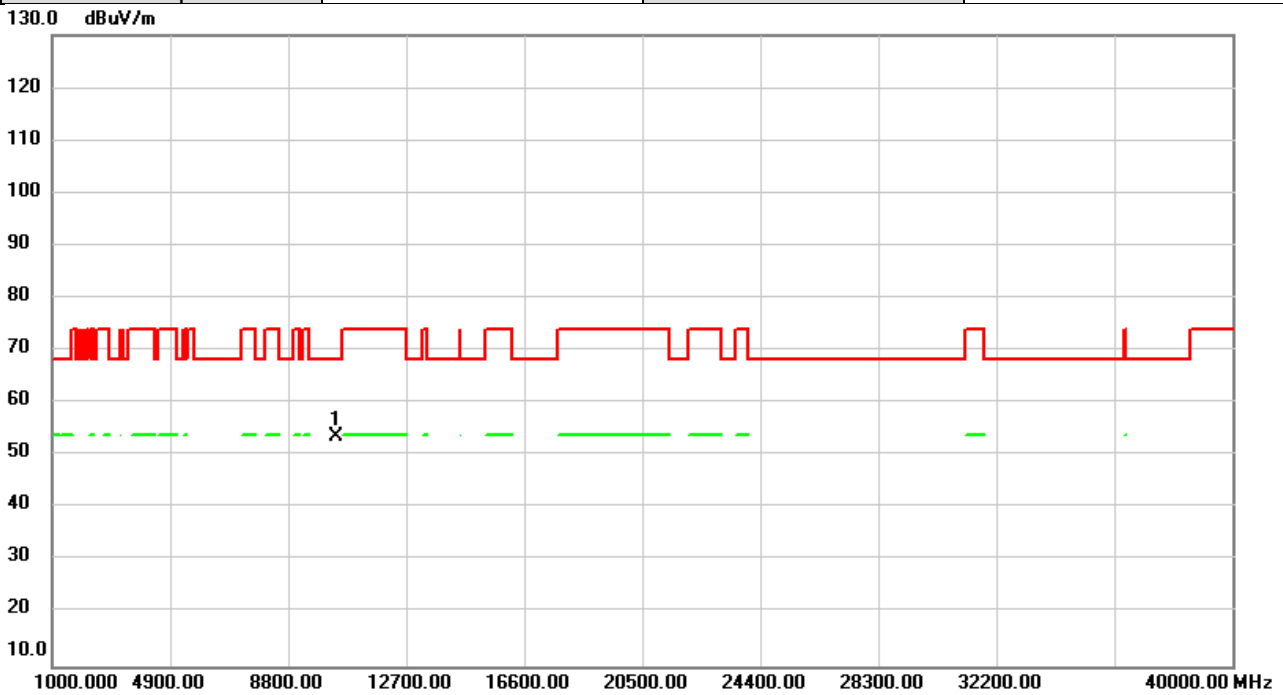


| No. | Mk. | Freq. | Reading Level | Correct Factor | Measurement | Limit | Over | Detector | Comment |
|-----|-----|----------|---------------|----------------|-------------|--------|--------|----------|---------|
| | | MHz | dBuV | dB | dBuV/m | dBuV/m | dB | | |
| 1 | | 11550.00 | 46.67 | 6.71 | 53.38 | 74.00 | -20.62 | peak | |
| 2 | * | 11550.00 | 35.82 | 6.71 | 42.53 | 54.00 | -11.47 | AVG | |

REMARKS:

- (1) Measurement Value = Reading Level + Correct Factor.
- (2) Margin Level = Measurement Value - Limit Value.

| | | | |
|----------------|----------------------|--------------|-----------|
| Test Mode | IEEE 802.11ax (HE20) | Test Date | 2023/7/27 |
| Test Frequency | 5180MHz | Polarization | Vertical |
| Temp | 26°C | Hum. | 59% |

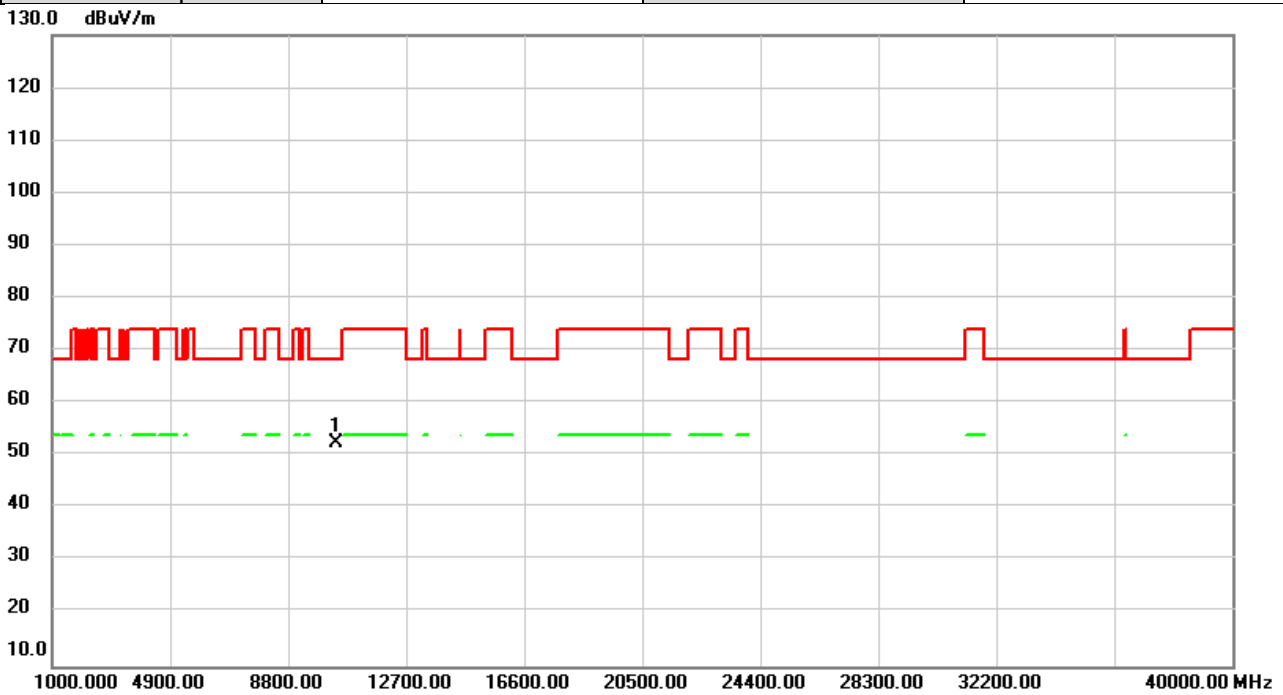


| No. | Mk. | Freq. | Reading Level | Correct Factor | Measurement | Limit | Over | Detector | Comment |
|-----|-----|----------|---------------|----------------|-------------|--------|--------|----------|---------|
| | | MHz | dBuV | dB | dBuV/m | dBuV/m | dB | | |
| 1 | * | 10360.00 | 48.03 | 5.53 | 53.56 | 68.20 | -14.64 | peak | |

REMARKS:

- (1) Measurement Value = Reading Level + Correct Factor.
- (2) Margin Level = Measurement Value - Limit Value.

| | | | |
|----------------|----------------------|--------------|------------|
| Test Mode | IEEE 802.11ax (HE20) | Test Date | 2023/7/27 |
| Test Frequency | 5180MHz | Polarization | Horizontal |
| Temp | 26°C | Hum. | 59% |

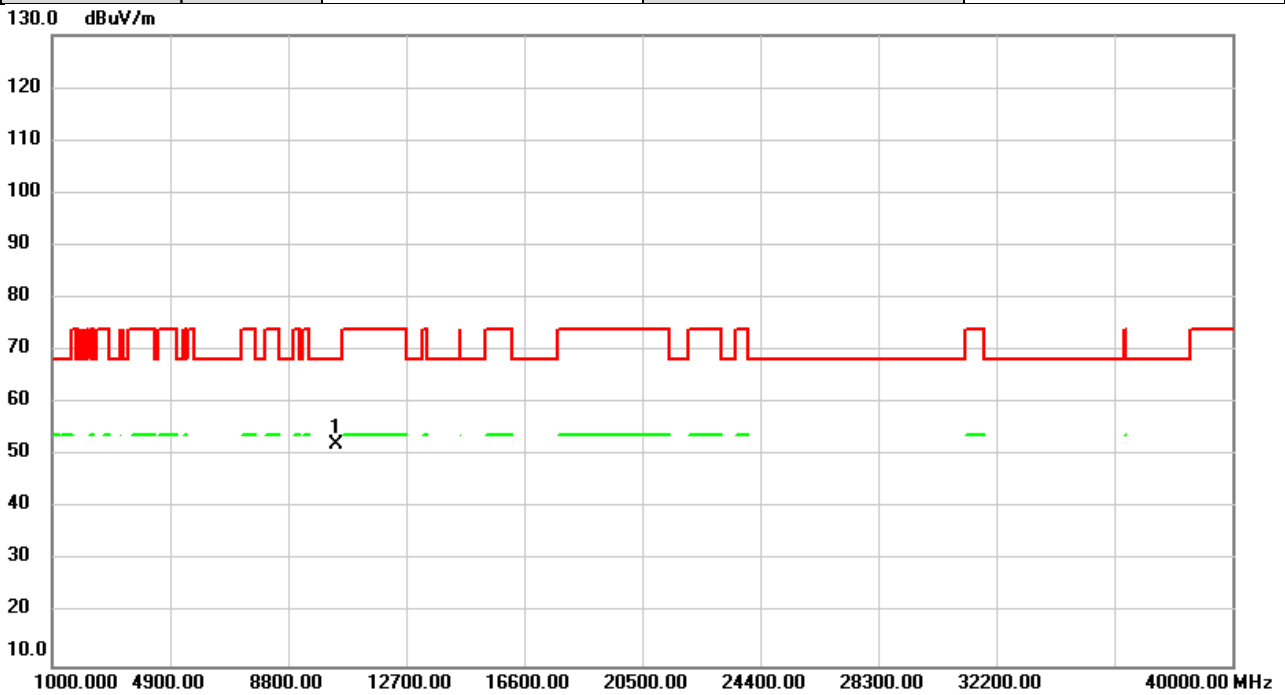


| No. | Mk. | Freq. | Reading Level | Correct Factor | Measurement | Limit | Over | Detector | Comment |
|-----|-----|----------|---------------|----------------|-------------|--------|--------|----------|---------|
| | | MHz | dBuV | dB | dBuV/m | dBuV/m | dB | | |
| 1 | * | 10360.00 | 47.07 | 5.53 | 52.60 | 68.20 | -15.60 | peak | |

REMARKS:

- (1) Measurement Value = Reading Level + Correct Factor.
- (2) Margin Level = Measurement Value - Limit Value.

| | | | |
|----------------|----------------------|--------------|-----------|
| Test Mode | IEEE 802.11ax (HE20) | Test Date | 2023/7/27 |
| Test Frequency | 5200MHz | Polarization | Vertical |
| Temp | 26°C | Hum. | 59% |

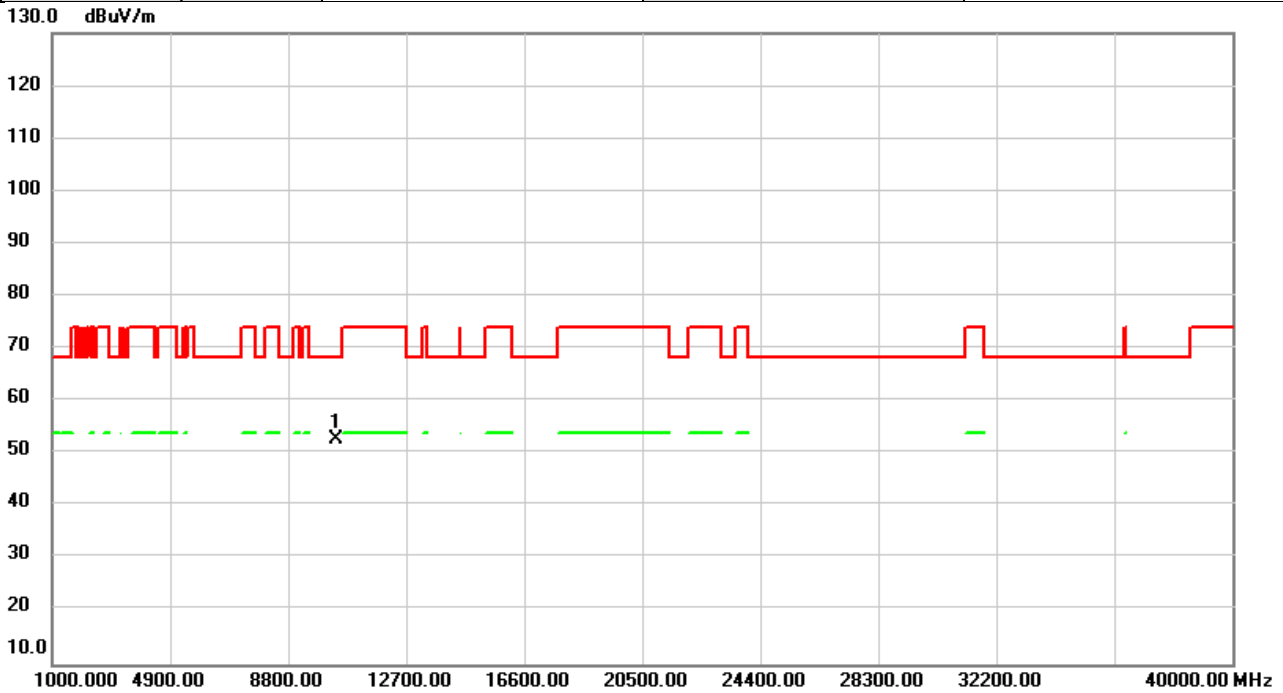


| No. | Mk. | Freq. | Reading Level | Correct Factor | Measurement | Limit | Over | Detector | Comment |
|-----|-----|----------|---------------|----------------|-------------|--------|--------|----------|---------|
| | | MHz | dBuV | dB | dBuV/m | dBuV/m | dB | | |
| 1 | * | 10400.00 | 46.66 | 5.45 | 52.11 | 68.20 | -16.09 | peak | |

REMARKS:

- (1) Measurement Value = Reading Level + Correct Factor.
- (2) Margin Level = Measurement Value - Limit Value.

| | | | |
|----------------|----------------------|--------------|------------|
| Test Mode | IEEE 802.11ax (HE20) | Test Date | 2023/7/27 |
| Test Frequency | 5200MHz | Polarization | Horizontal |
| Temp | 26°C | Hum. | 59% |

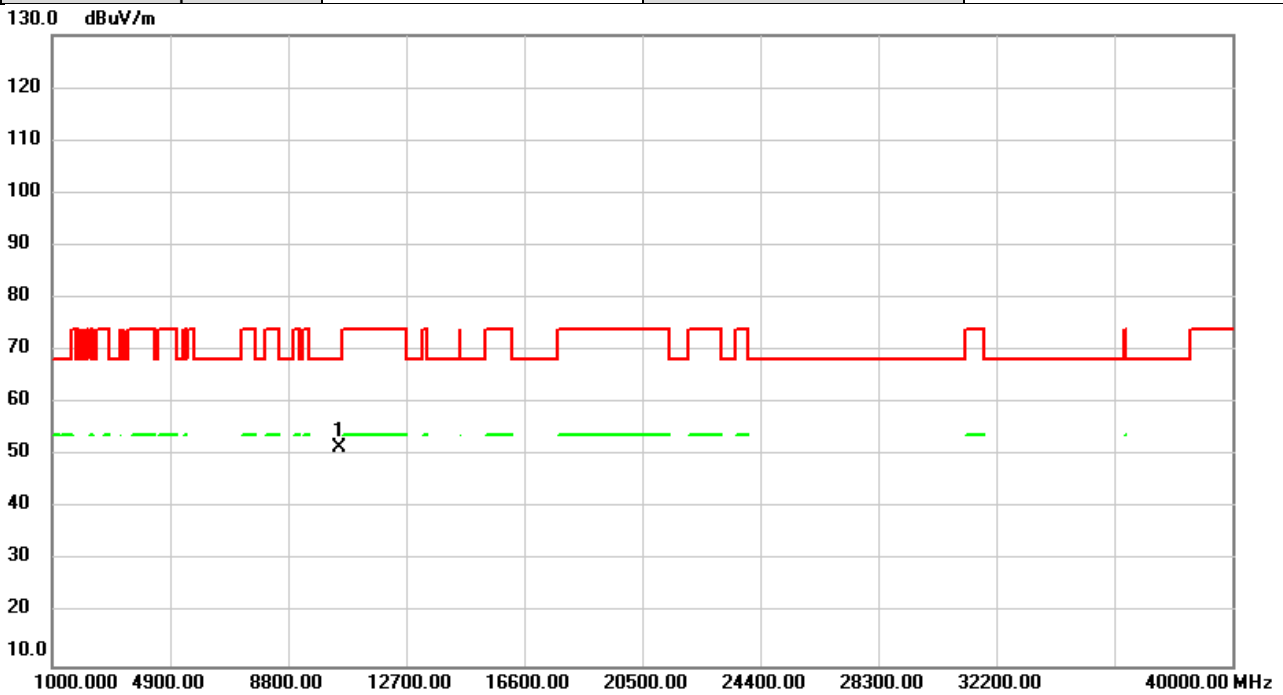


| No. | Mk. | Freq. | Reading Level | Correct Factor | Measurement | Limit | Over | Detector | Comment |
|-----|-----|----------|---------------|----------------|-------------|--------|--------|----------|---------|
| | | MHz | dBuV | dB | dBuV/m | dBuV/m | dB | | |
| 1 | * | 10400.00 | 47.31 | 5.45 | 52.76 | 68.20 | -15.44 | peak | |

REMARKS:

- (1) Measurement Value = Reading Level + Correct Factor.
- (2) Margin Level = Measurement Value - Limit Value.

| | | | |
|----------------|----------------------|--------------|-----------|
| Test Mode | IEEE 802.11ax (HE20) | Test Date | 2023/7/27 |
| Test Frequency | 5240MHz | Polarization | Vertical |
| Temp | 26°C | Hum. | 59% |

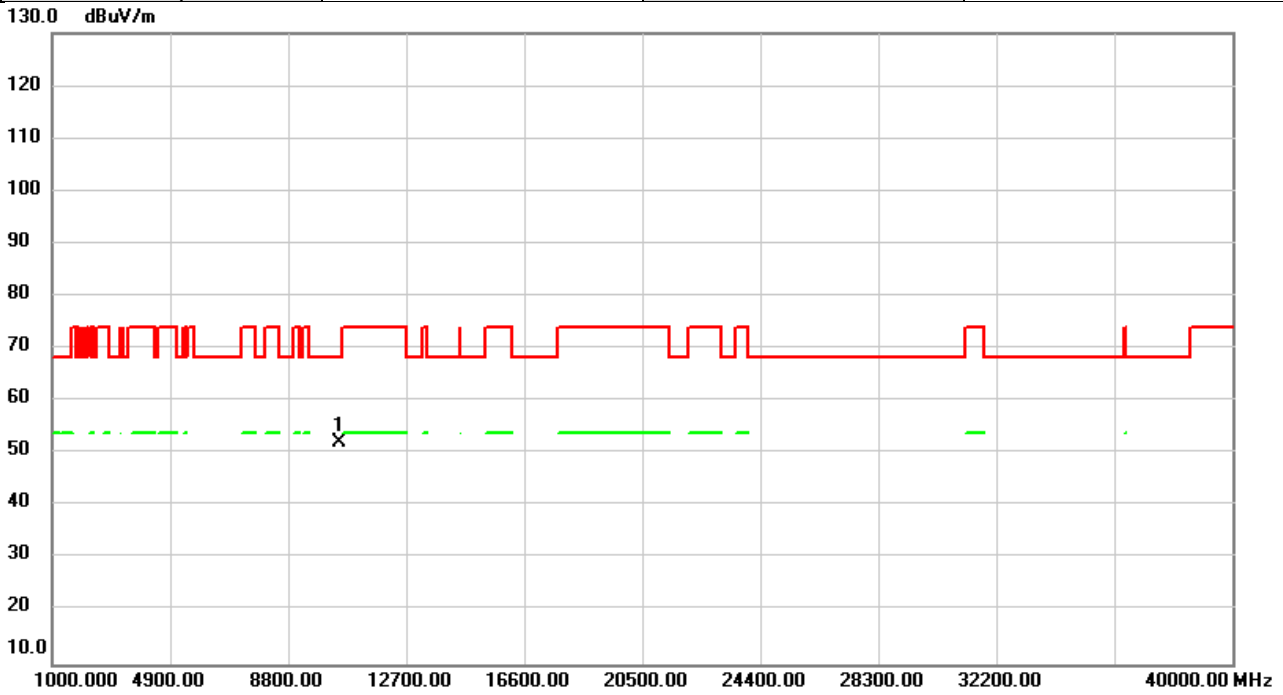


| No. | Mk. | Freq. | Reading Level | Correct Factor | Measurement | Limit | Over | Detector | Comment |
|-----|-----|----------|---------------|----------------|-------------|--------|--------|----------|---------|
| | | MHz | dBuV | dB | dBuV/m | dBuV/m | dB | | |
| 1 | * | 10480.00 | 46.16 | 5.31 | 51.47 | 68.20 | -16.73 | peak | |

REMARKS:

- (1) Measurement Value = Reading Level + Correct Factor.
- (2) Margin Level = Measurement Value - Limit Value.

| | | | |
|----------------|----------------------|--------------|------------|
| Test Mode | IEEE 802.11ax (HE20) | Test Date | 2023/7/27 |
| Test Frequency | 5240MHz | Polarization | Horizontal |
| Temp | 26°C | Hum. | 59% |

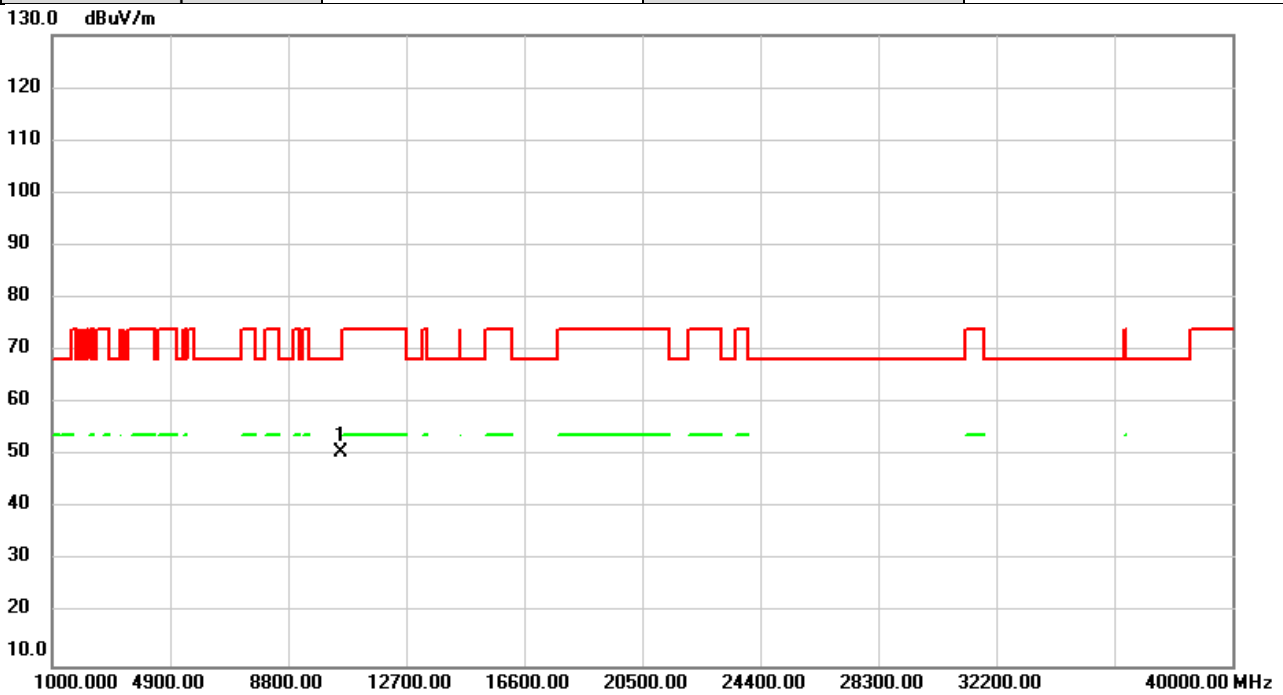


| No. | Mk. | Freq. | Reading Level | Correct Factor | Measurement | Limit | Over | Detector | Comment |
|-----|-----|----------|---------------|----------------|-------------|--------|--------|----------|---------|
| | | MHz | dBuV | dB | dBuV/m | dBuV/m | dB | | |
| 1 | * | 10480.00 | 46.94 | 5.31 | 52.25 | 68.20 | -15.95 | peak | |

REMARKS:

- (1) Measurement Value = Reading Level + Correct Factor.
- (2) Margin Level = Measurement Value - Limit Value.

| | | | |
|----------------|----------------------|--------------|-----------|
| Test Mode | IEEE 802.11ax (HE20) | Test Date | 2023/7/27 |
| Test Frequency | 5260MHz | Polarization | Vertical |
| Temp | 26°C | Hum. | 59% |

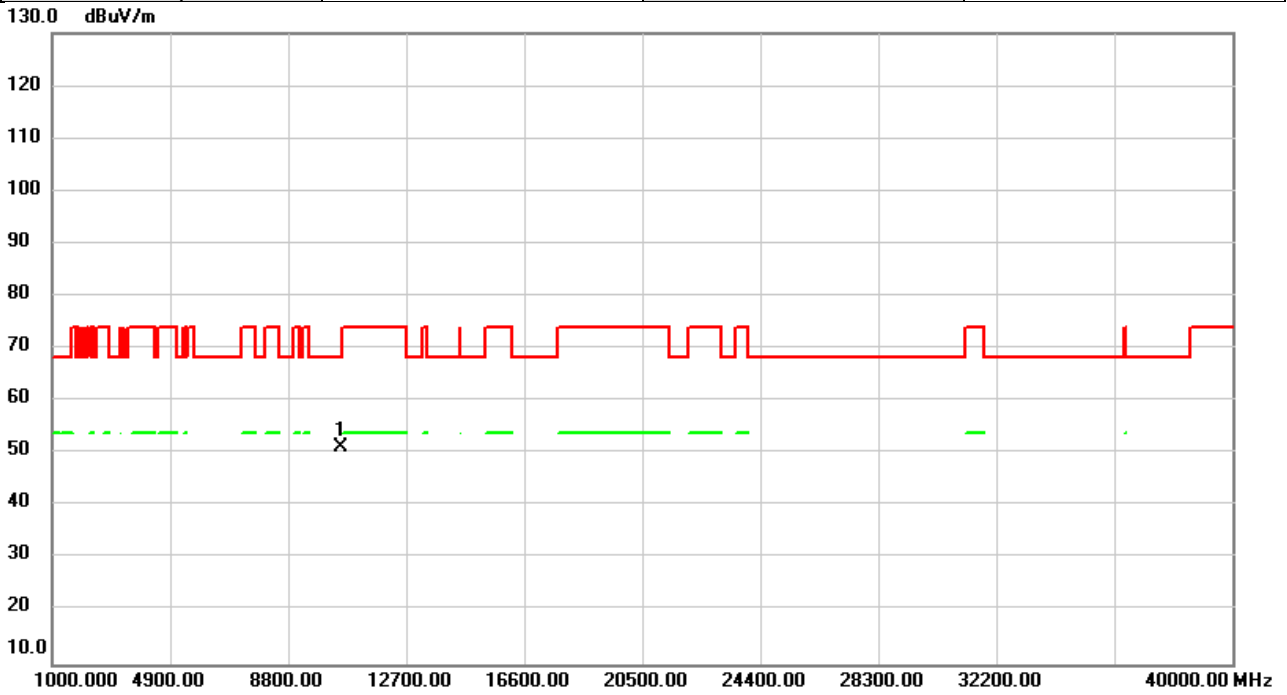


| No. | Mk. | Freq. | Reading Level | Correct Factor | Measurement | Limit | Over | Detector | Comment |
|-----|-----|----------|---------------|----------------|-------------|--------|--------|----------|---------|
| | | MHz | dBuV | dB | dBuV/m | dBuV/m | dB | | |
| 1 | * | 10520.00 | 45.38 | 5.32 | 50.70 | 68.20 | -17.50 | peak | |

REMARKS:

- (1) Measurement Value = Reading Level + Correct Factor.
- (2) Margin Level = Measurement Value - Limit Value.

| | | | |
|----------------|----------------------|--------------|------------|
| Test Mode | IEEE 802.11ax (HE20) | Test Date | 2023/7/27 |
| Test Frequency | 5260MHz | Polarization | Horizontal |
| Temp | 26°C | Hum. | 59% |

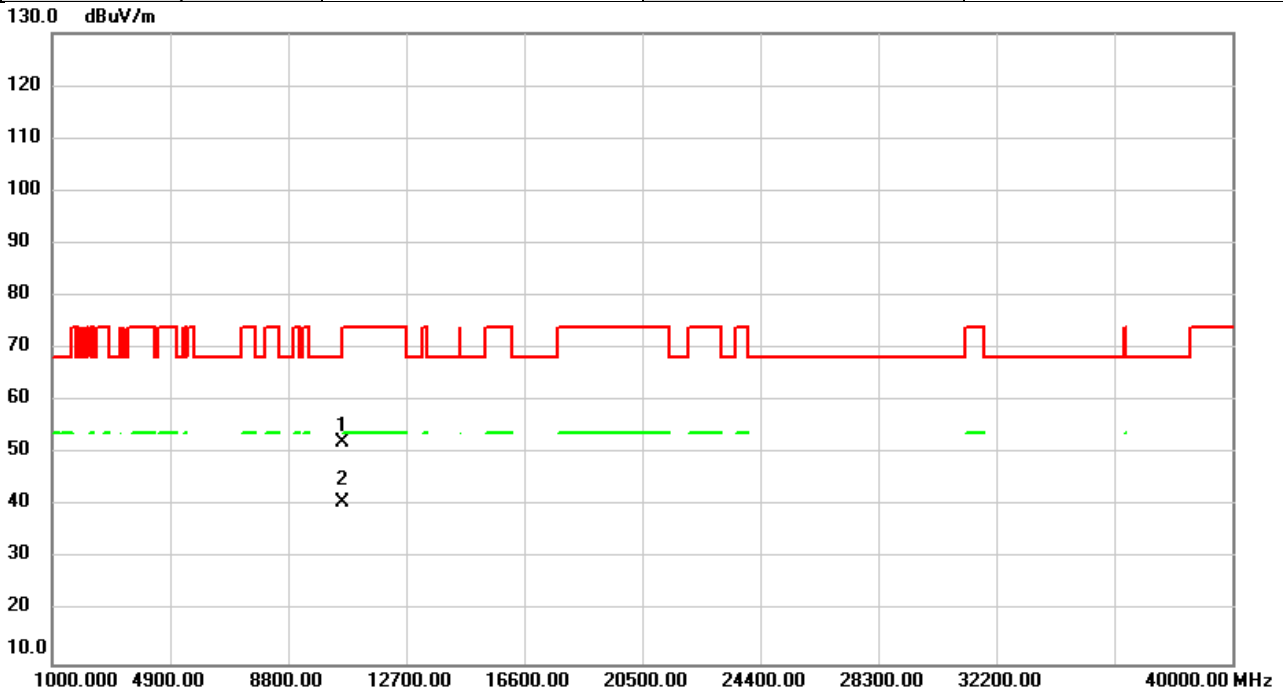


| No. | Mk. | Freq. MHz | Reading Level dBuV | Correct Factor dB | Measure- ment dBuV/m | Limit dBuV/m | Over dB | Detector | Comment |
|-----|-----|--------------|--------------------------|-------------------------|----------------------------|-----------------|------------|----------|---------|
| 1 | * | 10520.00 | 45.99 | 5.32 | 51.31 | 68.20 | -16.89 | peak | |

REMARKS:

- (1) Measurement Value = Reading Level + Correct Factor.
- (2) Margin Level = Measurement Value - Limit Value.

| | | | |
|----------------|----------------------|--------------|-----------|
| Test Mode | IEEE 802.11ax (HE20) | Test Date | 2023/7/27 |
| Test Frequency | 5300MHz | Polarization | Vertical |
| Temp | 26°C | Hum. | 59% |

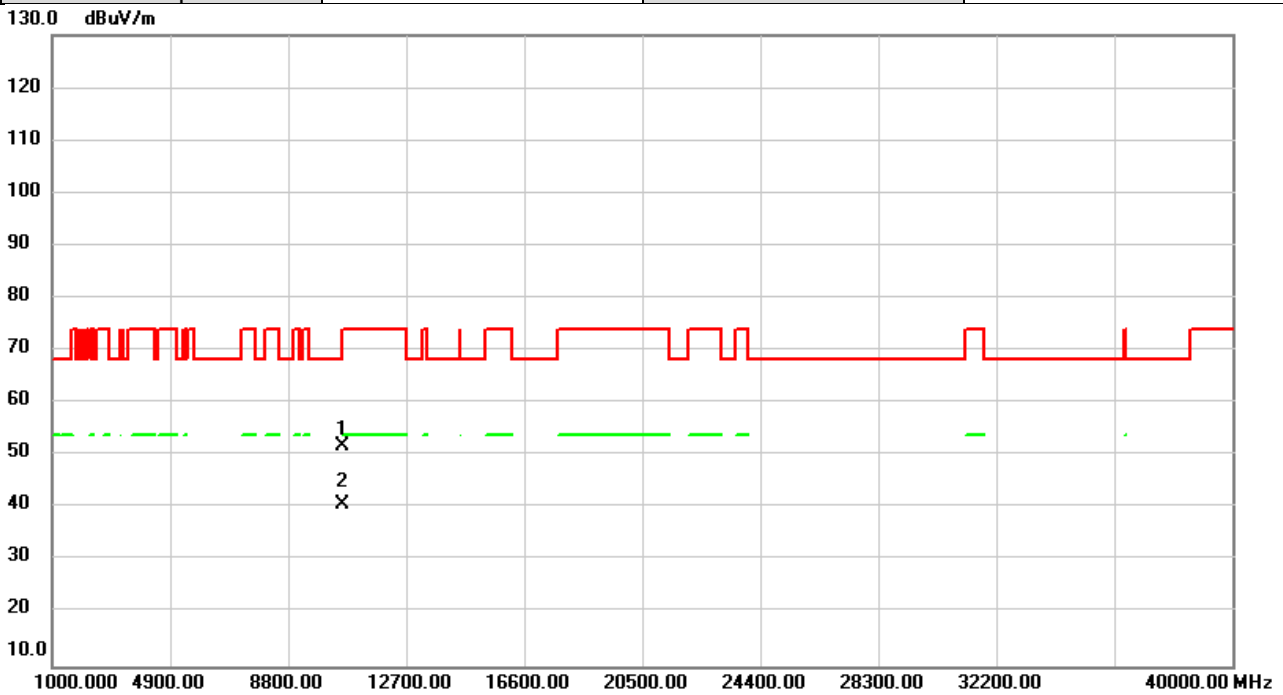


| No. | Mk. | Freq. | Reading Level | Correct Factor | Measurement | Limit | Over | Detector | Comment |
|-----|-----|----------|---------------|----------------|-------------|--------|--------|----------|---------|
| | | MHz | dBuV | dB | dBuV/m | dBuV/m | dB | | |
| 1 | | 10600.00 | 46.58 | 5.51 | 52.09 | 68.20 | -16.11 | peak | |
| 2 | * | 10600.00 | 35.31 | 5.51 | 40.82 | 54.00 | -13.18 | AVG | |

REMARKS:

- (1) Measurement Value = Reading Level + Correct Factor.
- (2) Margin Level = Measurement Value - Limit Value.

| | | | |
|----------------|----------------------|--------------|------------|
| Test Mode | IEEE 802.11ax (HE20) | Test Date | 2023/7/27 |
| Test Frequency | 5300MHz | Polarization | Horizontal |
| Temp | 26°C | Hum. | 59% |

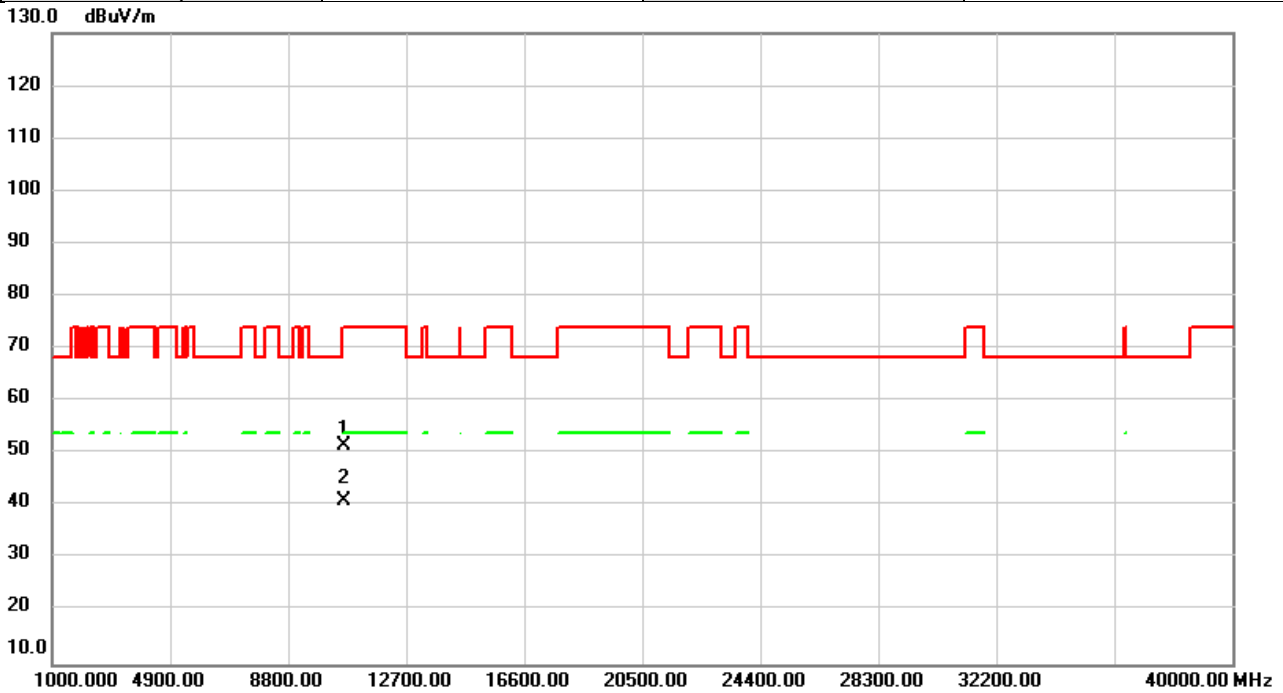


| No. | Mk. | Freq. | Reading Level | Correct Factor | Measurement | Limit | Over | Detector | Comment |
|-----|-----|----------|---------------|----------------|-------------|--------|--------|----------|---------|
| | | MHz | dBuV | dB | dBuV/m | dBuV/m | dB | | |
| 1 | | 10600.00 | 46.48 | 5.51 | 51.99 | 68.20 | -16.21 | peak | |
| 2 | * | 10600.00 | 35.36 | 5.51 | 40.87 | 54.00 | -13.13 | AVG | |

REMARKS:

- (1) Measurement Value = Reading Level + Correct Factor.
- (2) Margin Level = Measurement Value - Limit Value.

| | | | |
|----------------|----------------------|--------------|-----------|
| Test Mode | IEEE 802.11ax (HE20) | Test Date | 2023/7/27 |
| Test Frequency | 5320MHz | Polarization | Vertical |
| Temp | 26°C | Hum. | 59% |

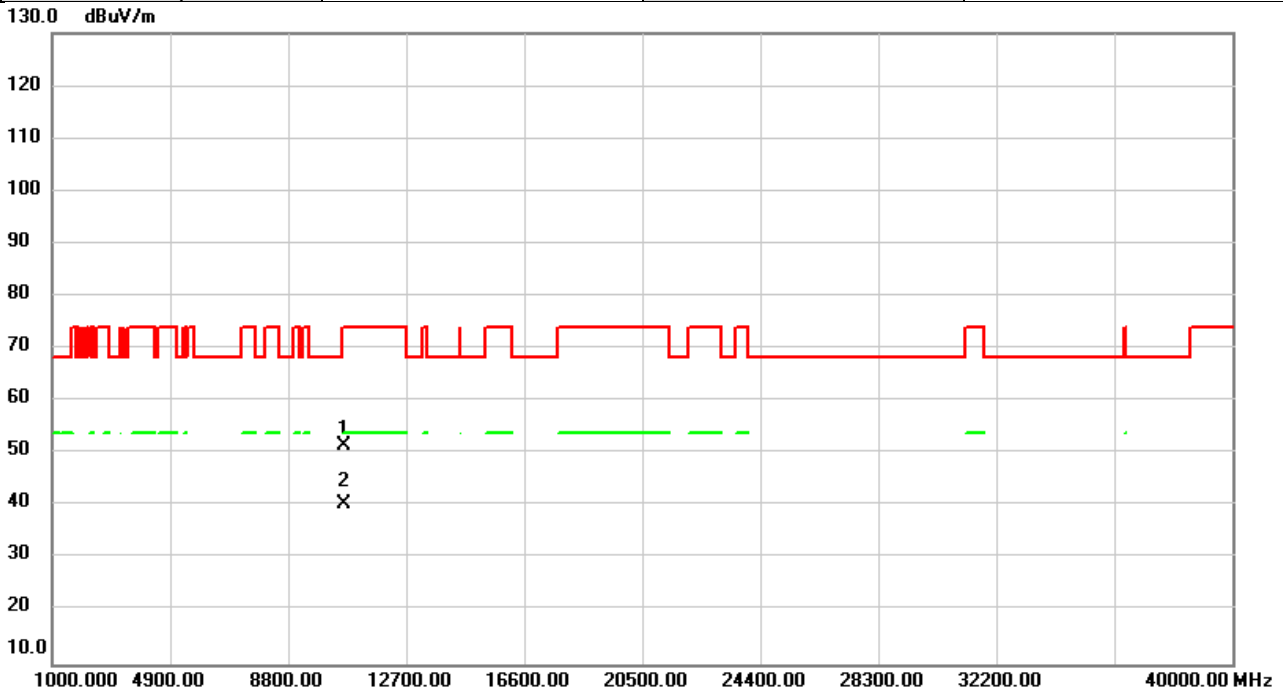


| No. | Mk. | Freq. MHz | Reading Level dBuV | Correct Factor dB | Measure- ment dBuV/m | Limit dBuV/m | Over dB | Detector | Comment |
|-----|-----|--------------|--------------------------|-------------------------|----------------------------|-----------------|------------|----------|---------|
| 1 | | 10640.00 | 46.05 | 5.61 | 51.66 | 74.00 | -22.34 | peak | |
| 2 | * | 10640.00 | 35.35 | 5.61 | 40.96 | 54.00 | -13.04 | AVG | |

REMARKS:

- (1) Measurement Value = Reading Level + Correct Factor.
- (2) Margin Level = Measurement Value - Limit Value.

| | | | |
|----------------|----------------------|--------------|------------|
| Test Mode | IEEE 802.11ax (HE20) | Test Date | 2023/7/27 |
| Test Frequency | 5320MHz | Polarization | Horizontal |
| Temp | 26°C | Hum. | 59% |

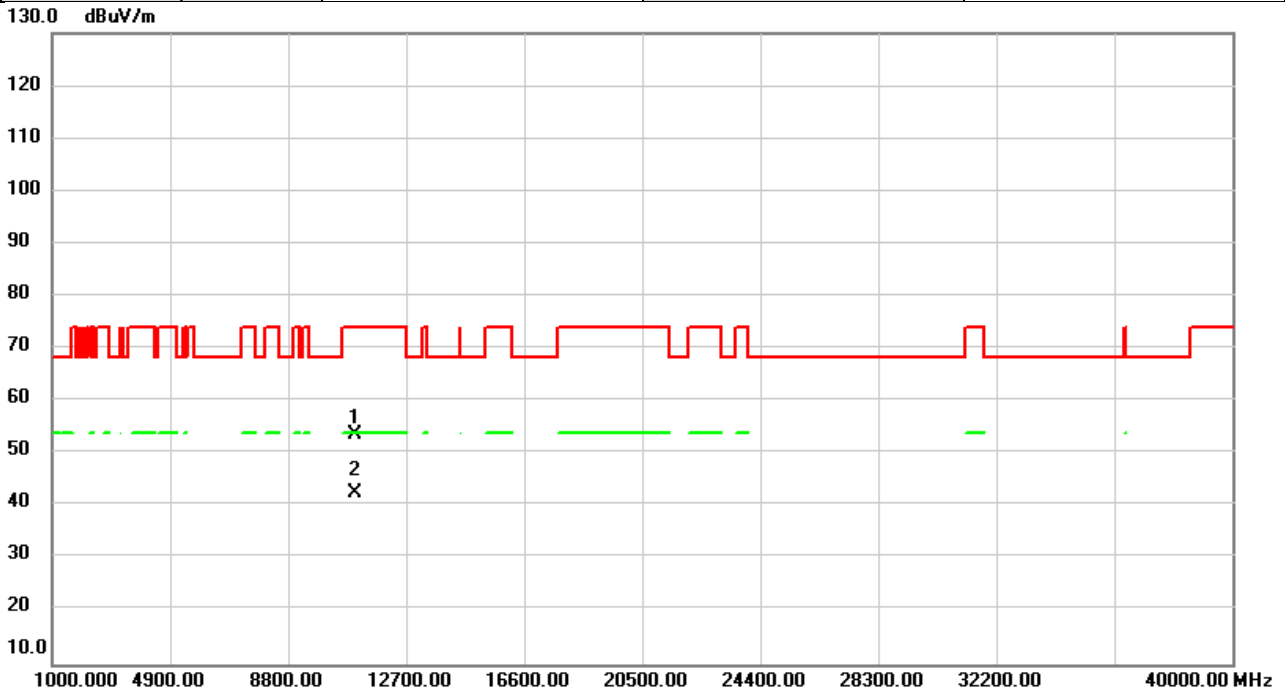


| No. | Mk. | Freq. MHz | Reading Level dBuV | Correct Factor dB | Measure- ment dBuV/m | Limit dBuV/m | Over dB | Detector | Comment |
|-----|-----|--------------|--------------------------|-------------------------|----------------------------|-----------------|------------|----------|---------|
| 1 | | 10640.00 | 45.92 | 5.61 | 51.53 | 74.00 | -22.47 | peak | |
| 2 | * | 10640.00 | 34.95 | 5.61 | 40.56 | 54.00 | -13.44 | AVG | |

REMARKS:

- (1) Measurement Value = Reading Level + Correct Factor.
- (2) Margin Level = Measurement Value - Limit Value.

| | | | |
|----------------|----------------------|--------------|-----------|
| Test Mode | IEEE 802.11ax (HE20) | Test Date | 2023/7/27 |
| Test Frequency | 5500MHz | Polarization | Vertical |
| Temp | 26°C | Hum. | 59% |

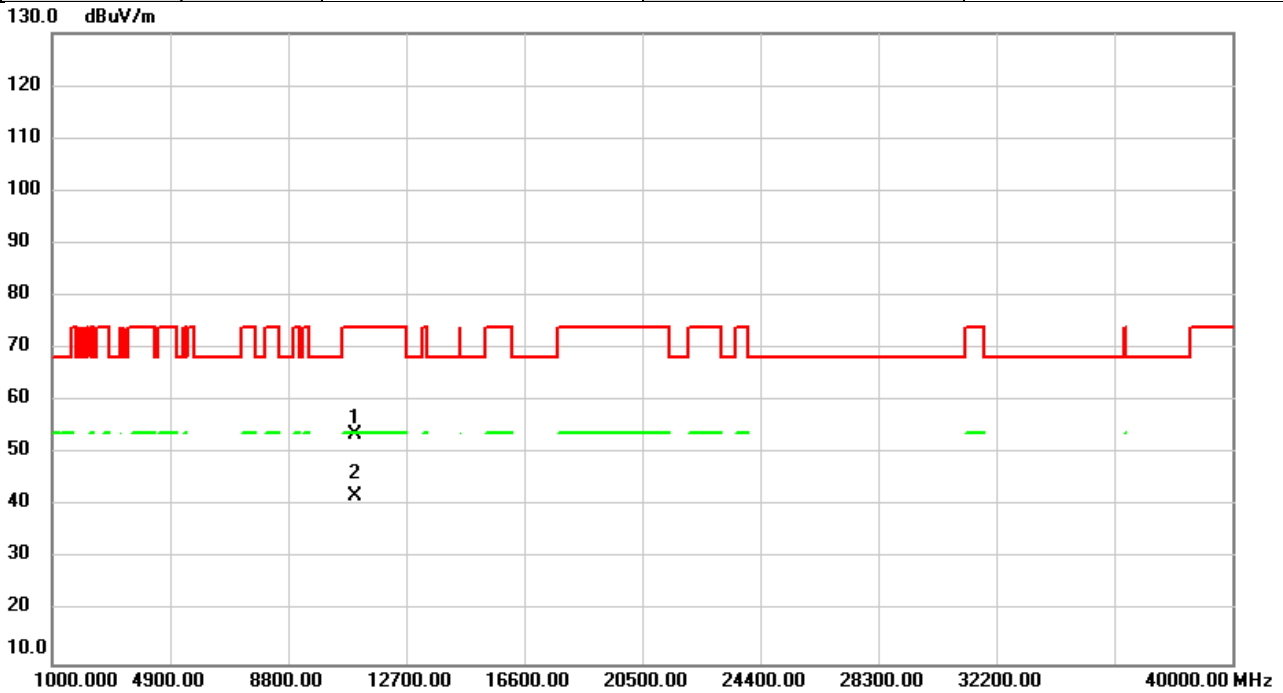


| No. | Mk. | Freq. MHz | Reading Level dBuV | Correct Factor dB | Measure- ment dBuV/m | Limit dBuV/m | Over dB | Detector | Comment |
|-----|-----|--------------|--------------------------|-------------------------|----------------------------|-----------------|------------|----------|---------|
| 1 | | 11000.00 | 47.08 | 6.44 | 53.52 | 74.00 | -20.48 | peak | |
| 2 | * | 11000.00 | 36.23 | 6.44 | 42.67 | 54.00 | -11.33 | AVG | |

REMARKS:

- (1) Measurement Value = Reading Level + Correct Factor.
- (2) Margin Level = Measurement Value - Limit Value.

| | | | |
|----------------|----------------------|--------------|------------|
| Test Mode | IEEE 802.11ax (HE20) | Test Date | 2023/7/27 |
| Test Frequency | 5500MHz | Polarization | Horizontal |
| Temp | 26°C | Hum. | 59% |

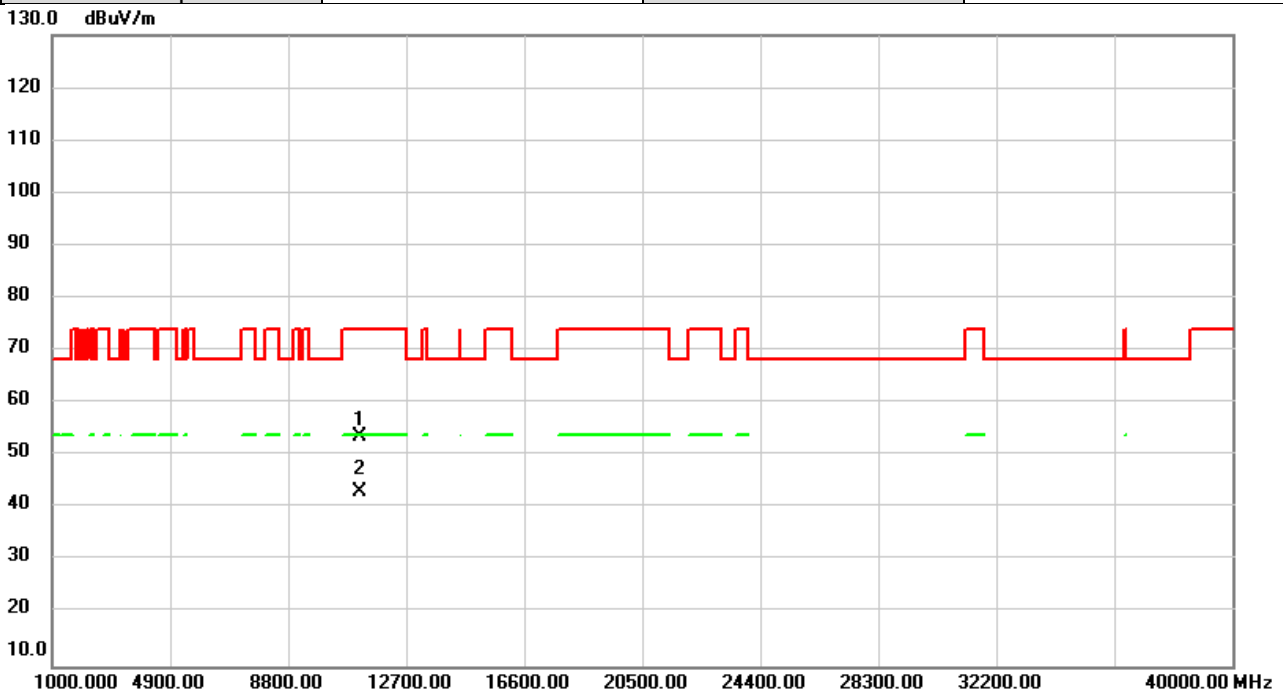


| No. | Mk. | Freq. | Reading Level | Correct Factor | Measurement | Limit | Over | Detector | Comment |
|-----|-----|----------|---------------|----------------|-------------|--------|--------|----------|---------|
| | | MHz | dBuV | dB | dBuV/m | dBuV/m | dB | | |
| 1 | | 11000.00 | 47.07 | 6.44 | 53.51 | 74.00 | -20.49 | peak | |
| 2 | * | 11000.00 | 35.55 | 6.44 | 41.99 | 54.00 | -12.01 | AVG | |

REMARKS:

- (1) Measurement Value = Reading Level + Correct Factor.
- (2) Margin Level = Measurement Value - Limit Value.

| | | | |
|----------------|----------------------|--------------|-----------|
| Test Mode | IEEE 802.11ax (HE20) | Test Date | 2023/7/27 |
| Test Frequency | 5580MHz | Polarization | Vertical |
| Temp | 26°C | Hum. | 59% |

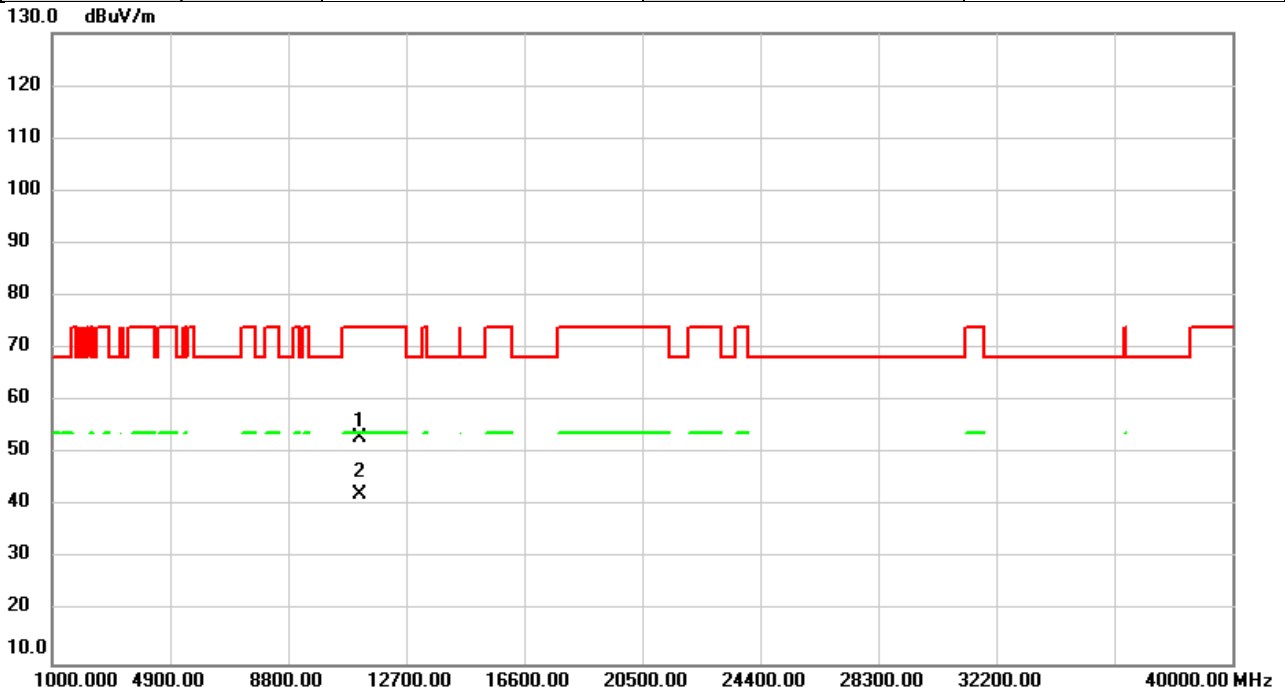


| No. | Mk. | Freq. | Reading Level | Correct Factor | Measurement | Limit | Over | Detector | Comment |
|-----|-----|----------|---------------|----------------|-------------|--------|--------|----------|---------|
| | | MHz | dBuV | dB | dBuV/m | dBuV/m | dB | | |
| 1 | | 11160.00 | 47.19 | 6.54 | 53.73 | 74.00 | -20.27 | peak | |
| 2 | * | 11160.00 | 36.64 | 6.54 | 43.18 | 54.00 | -10.82 | AVG | |

REMARKS:

- (1) Measurement Value = Reading Level + Correct Factor.
- (2) Margin Level = Measurement Value - Limit Value.

| | | | |
|----------------|----------------------|--------------|------------|
| Test Mode | IEEE 802.11ax (HE20) | Test Date | 2023/7/27 |
| Test Frequency | 5580MHz | Polarization | Horizontal |
| Temp | 26°C | Hum. | 59% |

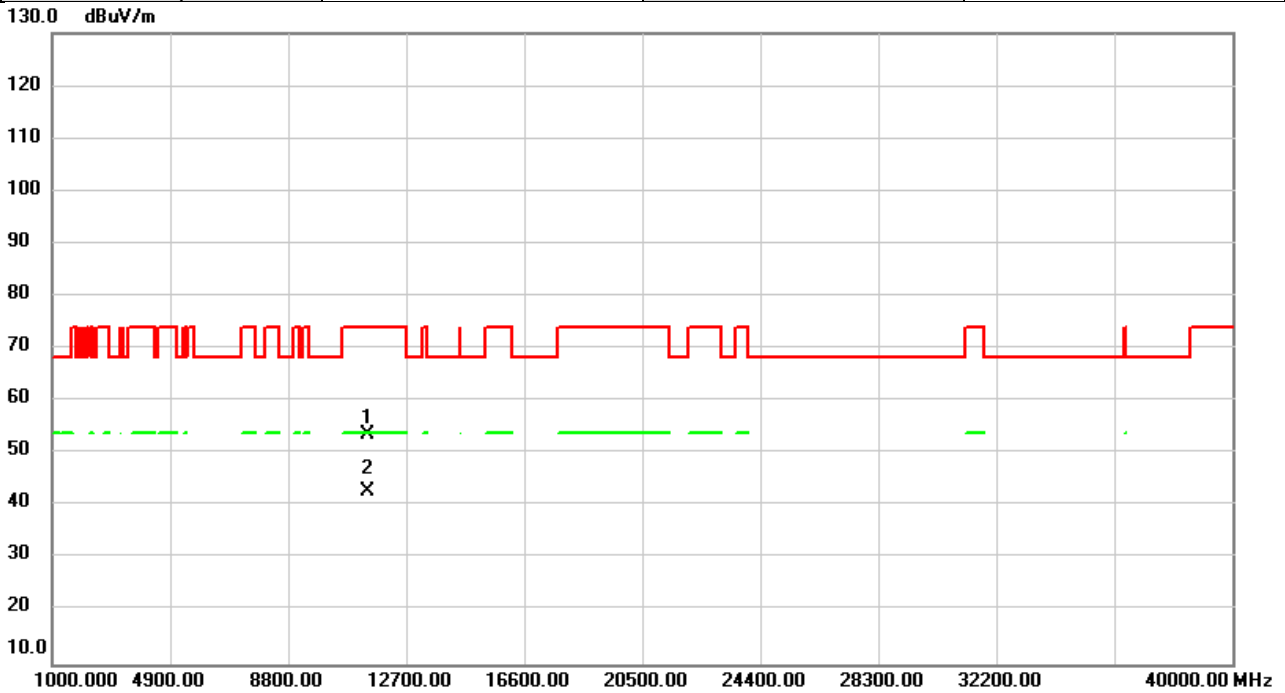


| No. | Mk. | Freq. MHz | Reading Level dBuV | Correct Factor dB | Measure- ment dBuV/m | Limit dBuV/m | Over dB | Detector | Comment |
|-----|-----|--------------|--------------------------|-------------------------|----------------------------|-----------------|------------|----------|---------|
| 1 | | 11160.00 | 46.58 | 6.54 | 53.12 | 74.00 | -20.88 | peak | |
| 2 | * | 11160.00 | 35.78 | 6.54 | 42.32 | 54.00 | -11.68 | AVG | |

REMARKS:

- (1) Measurement Value = Reading Level + Correct Factor.
- (2) Margin Level = Measurement Value - Limit Value.

| | | | |
|----------------|----------------------|--------------|-----------|
| Test Mode | IEEE 802.11ax (HE20) | Test Date | 2023/7/27 |
| Test Frequency | 5700MHz | Polarization | Vertical |
| Temp | 26°C | Hum. | 59% |

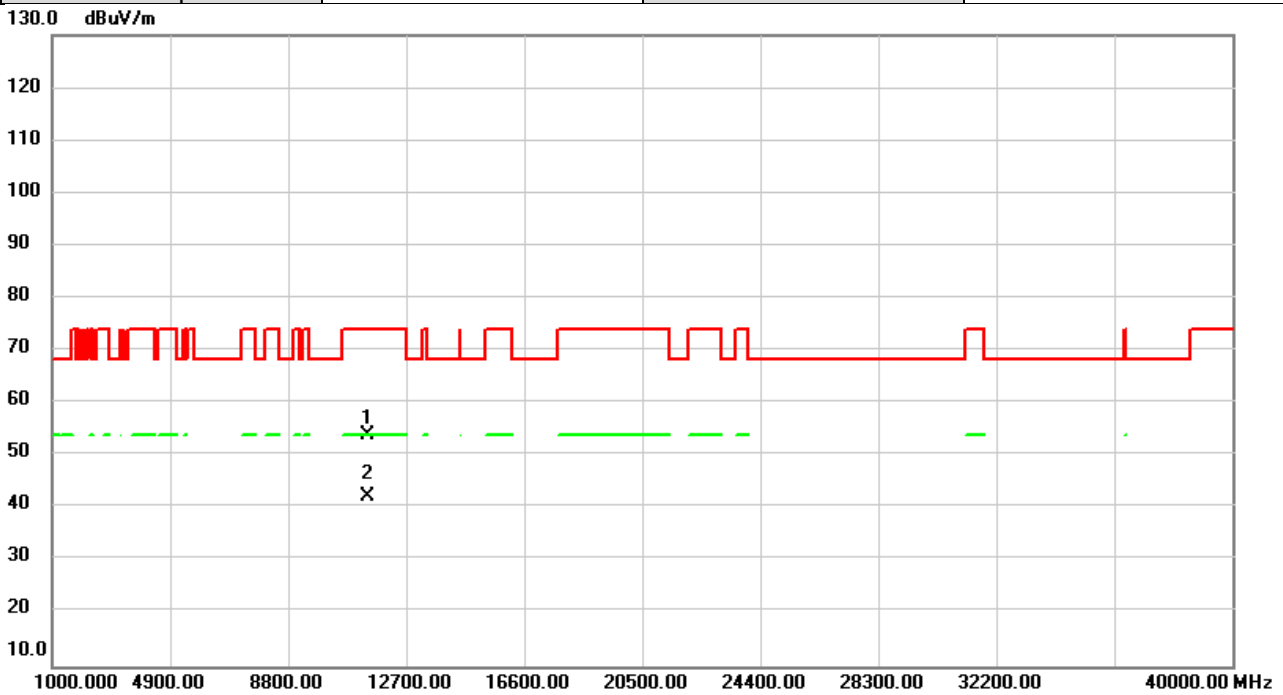


| No. | Mk. | Freq. MHz | Reading Level dBuV | Correct Factor dB | Measure- ment dBuV/m | Limit dBuV/m | Over dB | Detector | Comment |
|-----|-----|--------------|--------------------------|-------------------------|----------------------------|-----------------|------------|----------|---------|
| 1 | | 11400.00 | 46.99 | 6.68 | 53.67 | 74.00 | -20.33 | peak | |
| 2 | * | 11400.00 | 36.30 | 6.68 | 42.98 | 54.00 | -11.02 | AVG | |

REMARKS:

- (1) Measurement Value = Reading Level + Correct Factor.
- (2) Margin Level = Measurement Value - Limit Value.

| | | | |
|----------------|----------------------|--------------|------------|
| Test Mode | IEEE 802.11ax (HE20) | Test Date | 2023/7/27 |
| Test Frequency | 5700MHz | Polarization | Horizontal |
| Temp | 26°C | Hum. | 59% |

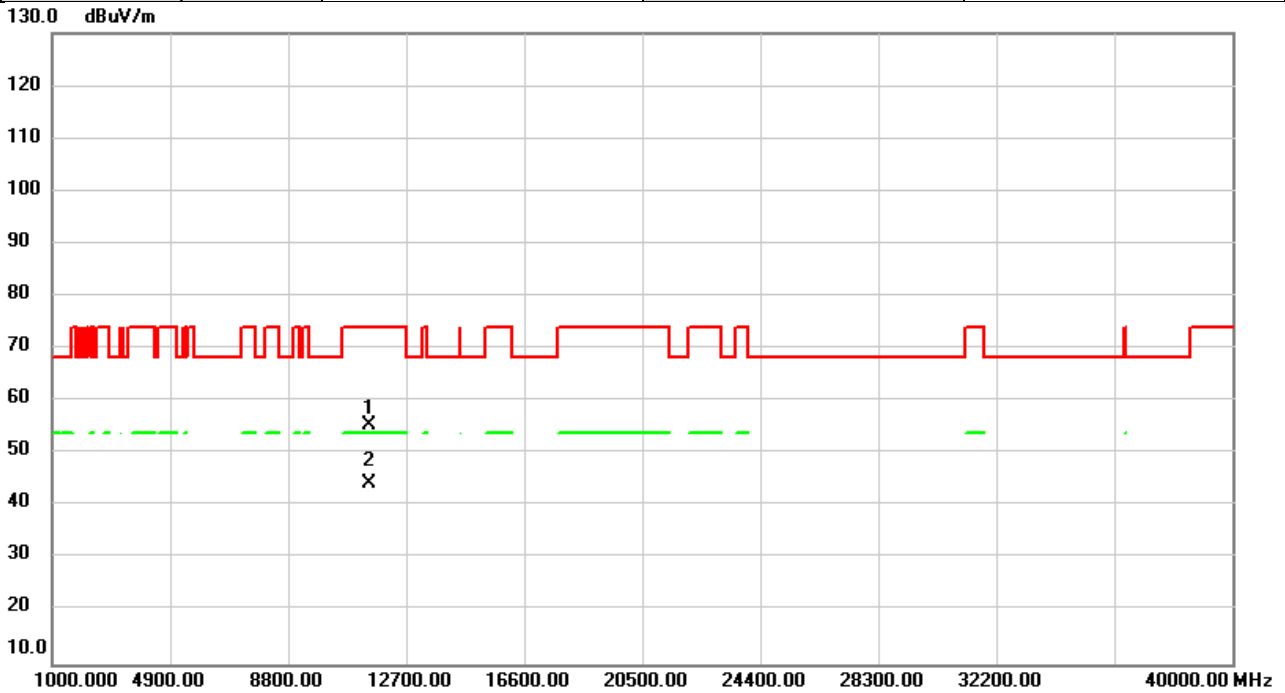


| No. | Mk. | Freq. MHz | Reading Level dBuV | Correct Factor dB | Measure- ment dBuV/m | Limit dBuV/m | Over dB | Detector | Comment |
|-----|-----|--------------|--------------------------|-------------------------|----------------------------|-----------------|------------|----------|---------|
| 1 | | 11400.00 | 47.15 | 6.68 | 53.83 | 74.00 | -20.17 | peak | |
| 2 | * | 11400.00 | 35.71 | 6.68 | 42.39 | 54.00 | -11.61 | AVG | |

REMARKS:

- (1) Measurement Value = Reading Level + Correct Factor.
- (2) Margin Level = Measurement Value - Limit Value.

| | | | |
|----------------|----------------------|--------------|-----------|
| Test Mode | IEEE 802.11ax (HE20) | Test Date | 2023/7/27 |
| Test Frequency | 5745MHz | Polarization | Vertical |
| Temp | 26°C | Hum. | 59% |

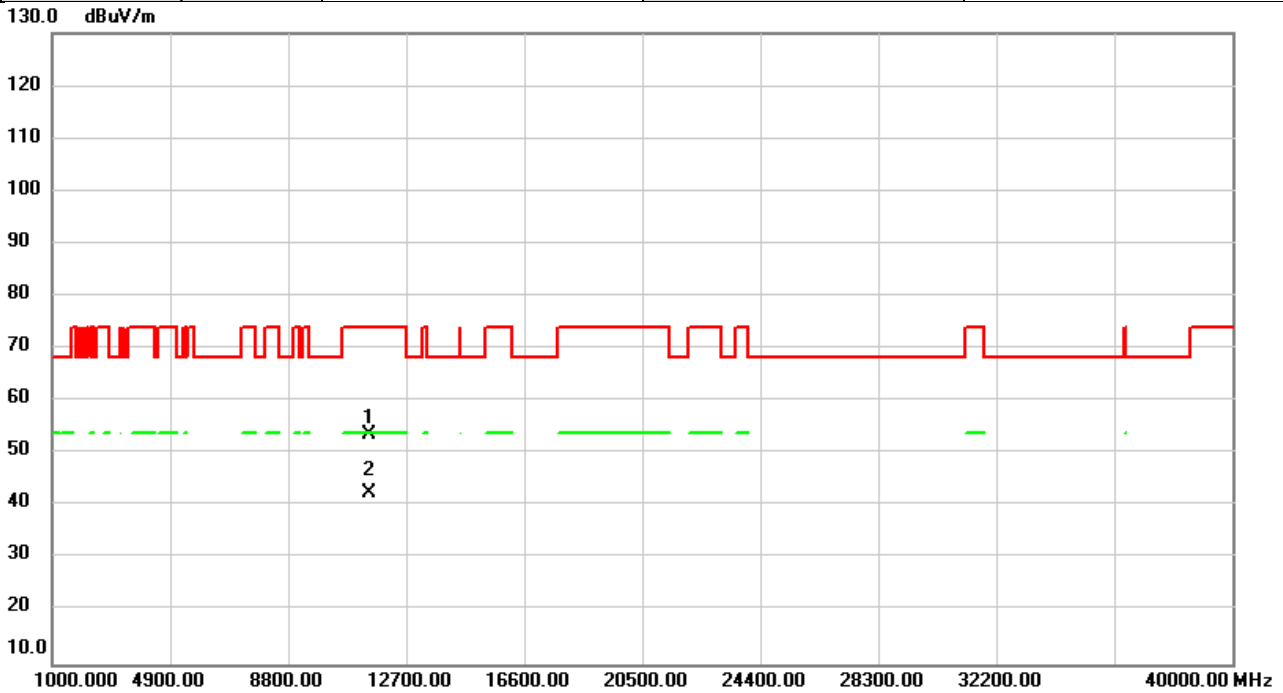


| No. | Mk. | Freq. | Reading Level | Correct Factor | Measurement | Limit | Over | Detector | Comment |
|-----|-----|----------|---------------|----------------|-------------|--------|--------|----------|---------|
| | | MHz | dBuV | dB | dBuV/m | dBuV/m | dB | | |
| 1 | | 11490.00 | 48.75 | 6.74 | 55.49 | 74.00 | -18.51 | peak | |
| 2 | * | 11490.00 | 37.55 | 6.74 | 44.29 | 54.00 | -9.71 | AVG | |

REMARKS:

- (1) Measurement Value = Reading Level + Correct Factor.
- (2) Margin Level = Measurement Value - Limit Value.

| | | | |
|----------------|----------------------|--------------|------------|
| Test Mode | IEEE 802.11ax (HE20) | Test Date | 2023/7/27 |
| Test Frequency | 5745MHz | Polarization | Horizontal |
| Temp | 26°C | Hum. | 59% |

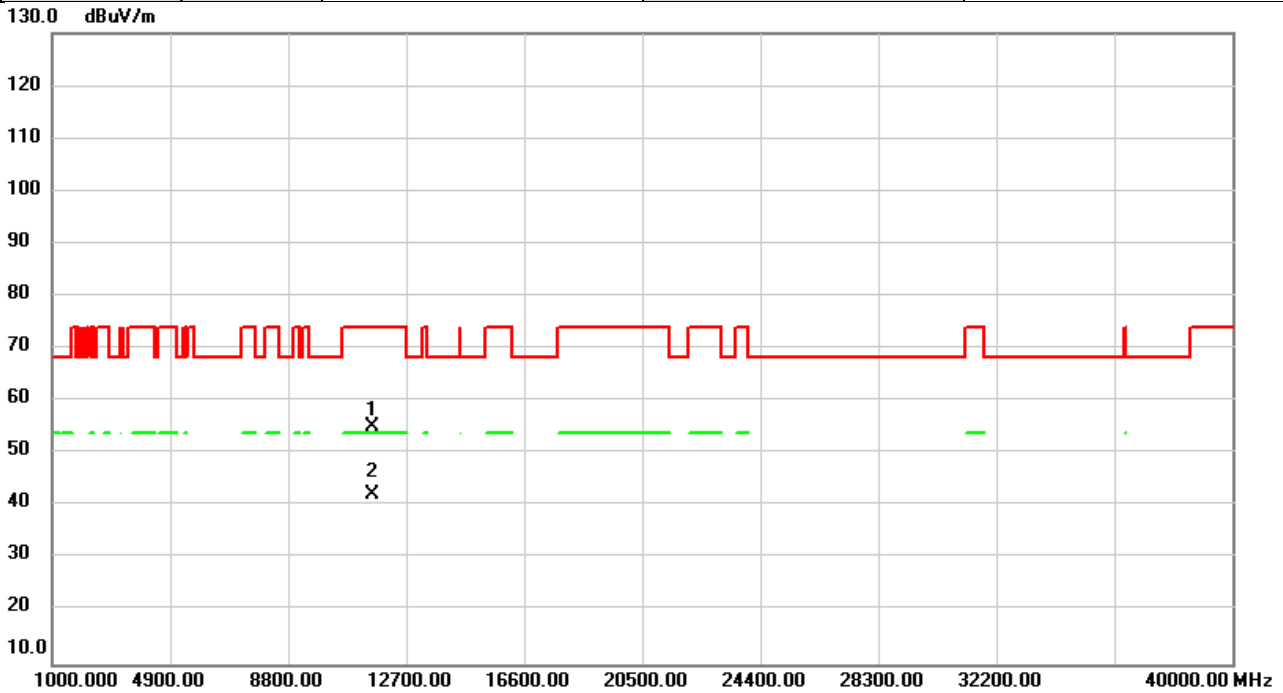


| No. | Mk. | Freq. | Reading Level | Correct Factor | Measurement | Limit | Over | Detector | Comment |
|-----|-----|----------|---------------|----------------|-------------|--------|--------|----------|---------|
| | | MHz | dBuV | dB | dBuV/m | dBuV/m | dB | | |
| 1 | | 11490.00 | 46.83 | 6.74 | 53.57 | 74.00 | -20.43 | peak | |
| 2 | * | 11490.00 | 35.72 | 6.74 | 42.46 | 54.00 | -11.54 | AVG | |

REMARKS:

- (1) Measurement Value = Reading Level + Correct Factor.
- (2) Margin Level = Measurement Value - Limit Value.

| | | | |
|----------------|----------------------|--------------|-----------|
| Test Mode | IEEE 802.11ax (HE20) | Test Date | 2023/7/27 |
| Test Frequency | 5785MHz | Polarization | Vertical |
| Temp | 26°C | Hum. | 59% |

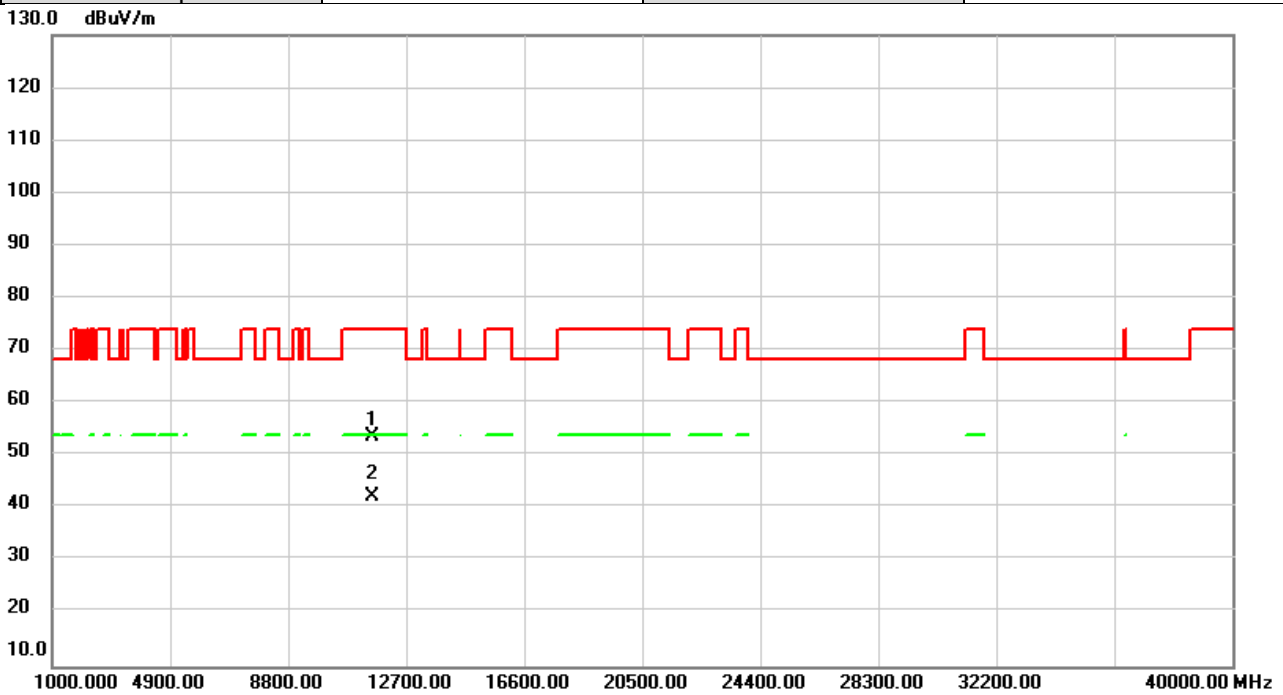


| No. | Mk. | Freq. | Reading Level | Correct Factor | Measurement | Limit | Over | Detector | Comment |
|-----|-----|----------|---------------|----------------|-------------|--------|--------|----------|---------|
| | | MHz | dBuV | dB | dBuV/m | dBuV/m | dB | | |
| 1 | | 11570.00 | 48.53 | 6.70 | 55.23 | 74.00 | -18.77 | peak | |
| 2 | * | 11570.00 | 35.68 | 6.70 | 42.38 | 54.00 | -11.62 | AVG | |

REMARKS:

- (1) Measurement Value = Reading Level + Correct Factor.
- (2) Margin Level = Measurement Value - Limit Value.

| | | | |
|----------------|----------------------|--------------|------------|
| Test Mode | IEEE 802.11ax (HE20) | Test Date | 2023/7/27 |
| Test Frequency | 5785MHz | Polarization | Horizontal |
| Temp | 26°C | Hum. | 59% |

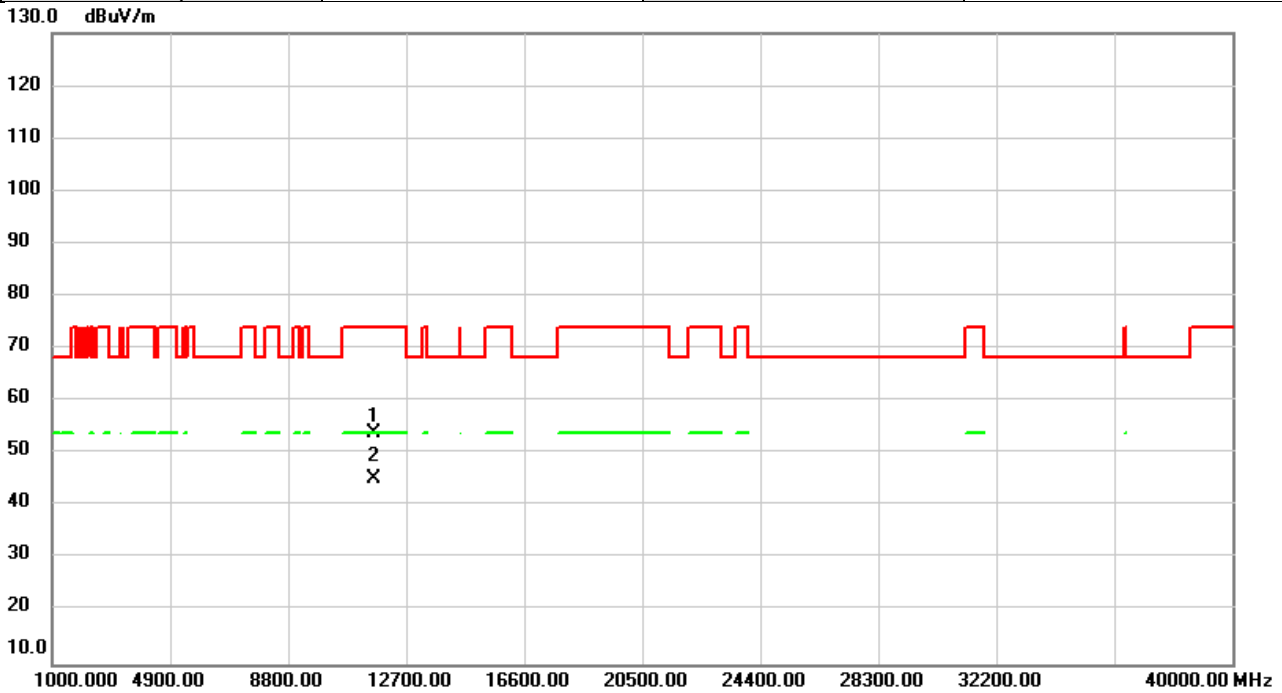


| No. | Mk. | Freq. MHz | Reading Level dBuV | Correct Factor dB | Measure- ment dBuV/m | Limit dBuV/m | Over dB | Detector | Comment |
|-----|-----|--------------|--------------------------|-------------------------|----------------------------|-----------------|------------|----------|---------|
| 1 | | 11570.00 | 46.83 | 6.70 | 53.53 | 74.00 | -20.47 | peak | |
| 2 | * | 11570.00 | 35.63 | 6.70 | 42.33 | 54.00 | -11.67 | AVG | |

REMARKS:

- (1) Measurement Value = Reading Level + Correct Factor.
- (2) Margin Level = Measurement Value - Limit Value.

| | | | |
|----------------|----------------------|--------------|-----------|
| Test Mode | IEEE 802.11ax (HE20) | Test Date | 2023/7/27 |
| Test Frequency | 5825MHz | Polarization | Vertical |
| Temp | 26°C | Hum. | 59% |

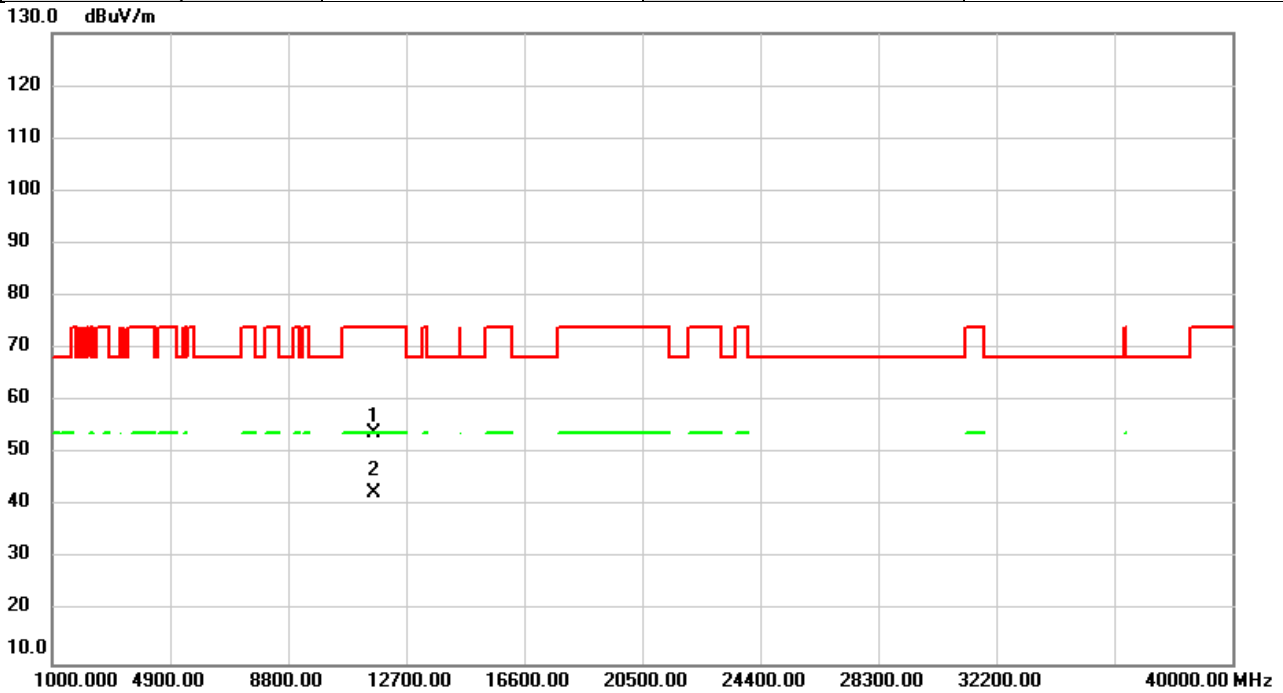


| No. | Mk. | Freq. | Reading Level | Correct Factor | Measurement | Limit | Over | Detector | Comment |
|-----|-----|----------|---------------|----------------|-------------|--------|--------|----------|---------|
| | | MHz | dBuV | dB | dBuV/m | dBuV/m | dB | | |
| 1 | | 11650.00 | 47.32 | 6.64 | 53.96 | 74.00 | -20.04 | peak | |
| 2 | * | 11650.00 | 38.74 | 6.64 | 45.38 | 54.00 | -8.62 | AVG | |

REMARKS:

- (1) Measurement Value = Reading Level + Correct Factor.
- (2) Margin Level = Measurement Value - Limit Value.

| | | | |
|----------------|----------------------|--------------|------------|
| Test Mode | IEEE 802.11ax (HE20) | Test Date | 2023/7/27 |
| Test Frequency | 5825MHz | Polarization | Horizontal |
| Temp | 26°C | Hum. | 59% |

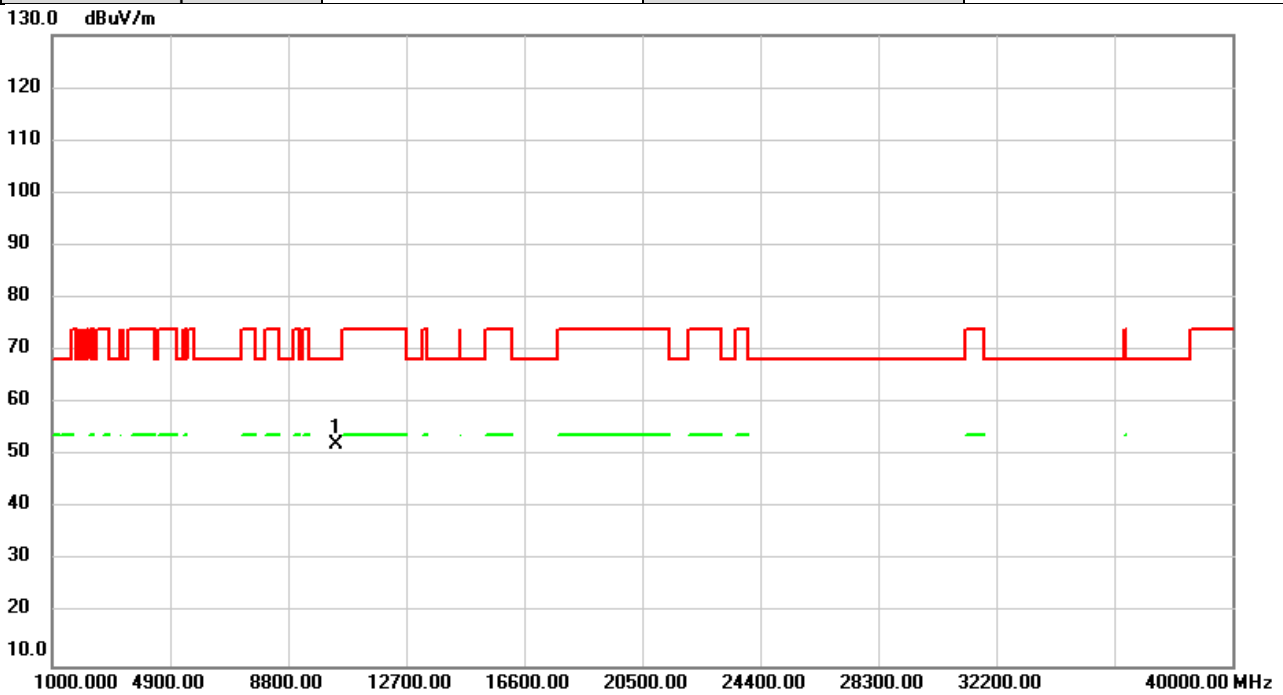


| No. | Mk. | Freq. | Reading Level | Correct Factor | Measurement | Limit | Over | Detector | Comment |
|-----|-----|----------|---------------|----------------|-------------|--------|--------|----------|---------|
| | | MHz | dBuV | dB | dBuV/m | dBuV/m | dB | | |
| 1 | | 11650.00 | 47.30 | 6.64 | 53.94 | 74.00 | -20.06 | peak | |
| 2 | * | 11650.00 | 35.98 | 6.64 | 42.62 | 54.00 | -11.38 | AVG | |

REMARKS:

- (1) Measurement Value = Reading Level + Correct Factor.
- (2) Margin Level = Measurement Value - Limit Value.

| | | | |
|----------------|----------------------|--------------|-----------|
| Test Mode | IEEE 802.11ax (HE40) | Test Date | 2023/7/27 |
| Test Frequency | 5190MHz | Polarization | Vertical |
| Temp | 26°C | Hum. | 59% |

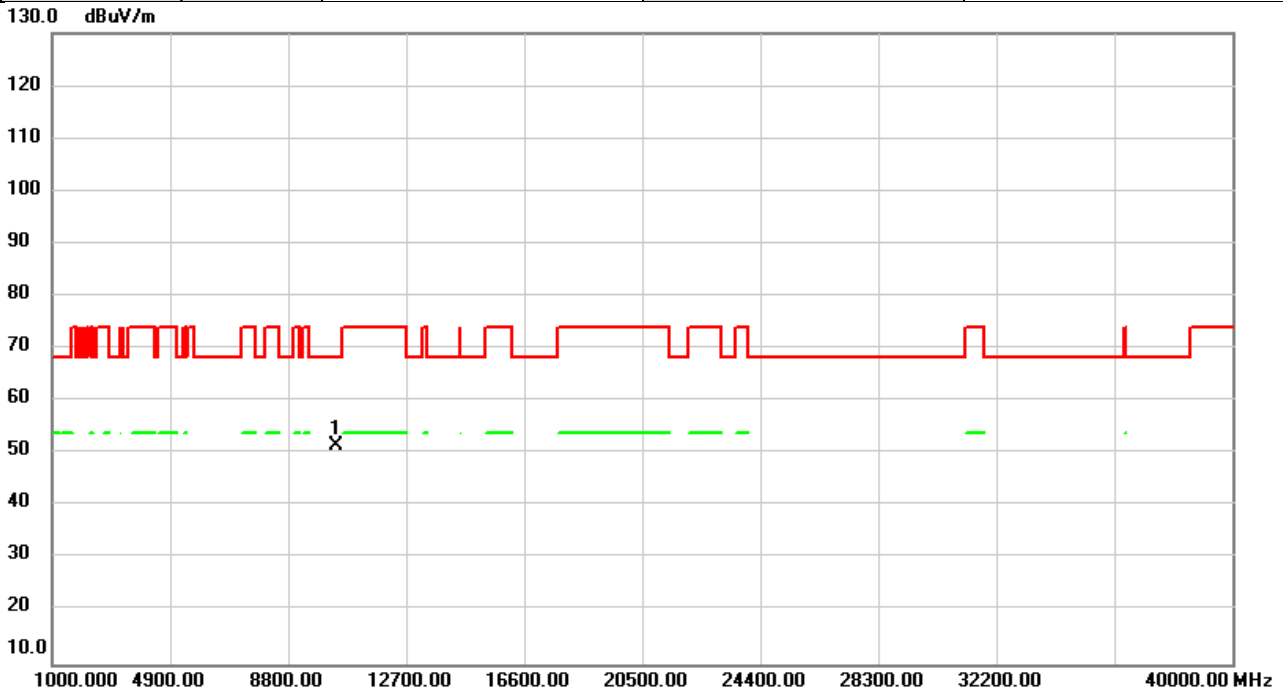


| No. | Mk. | Freq. | Reading Level | Correct Factor | Measurement | Limit | Over | Detector | Comment |
|-----|-----|----------|---------------|----------------|-------------|--------|--------|----------|---------|
| | | MHz | dBuV | dB | dBuV/m | dBuV/m | dB | | |
| 1 | * | 10380.00 | 46.62 | 5.50 | 52.12 | 68.20 | -16.08 | peak | |

REMARKS:

- (1) Measurement Value = Reading Level + Correct Factor.
- (2) Margin Level = Measurement Value - Limit Value.

| | | | |
|----------------|----------------------|--------------|------------|
| Test Mode | IEEE 802.11ax (HE40) | Test Date | 2023/7/27 |
| Test Frequency | 5190MHz | Polarization | Horizontal |
| Temp | 26°C | Hum. | 59% |

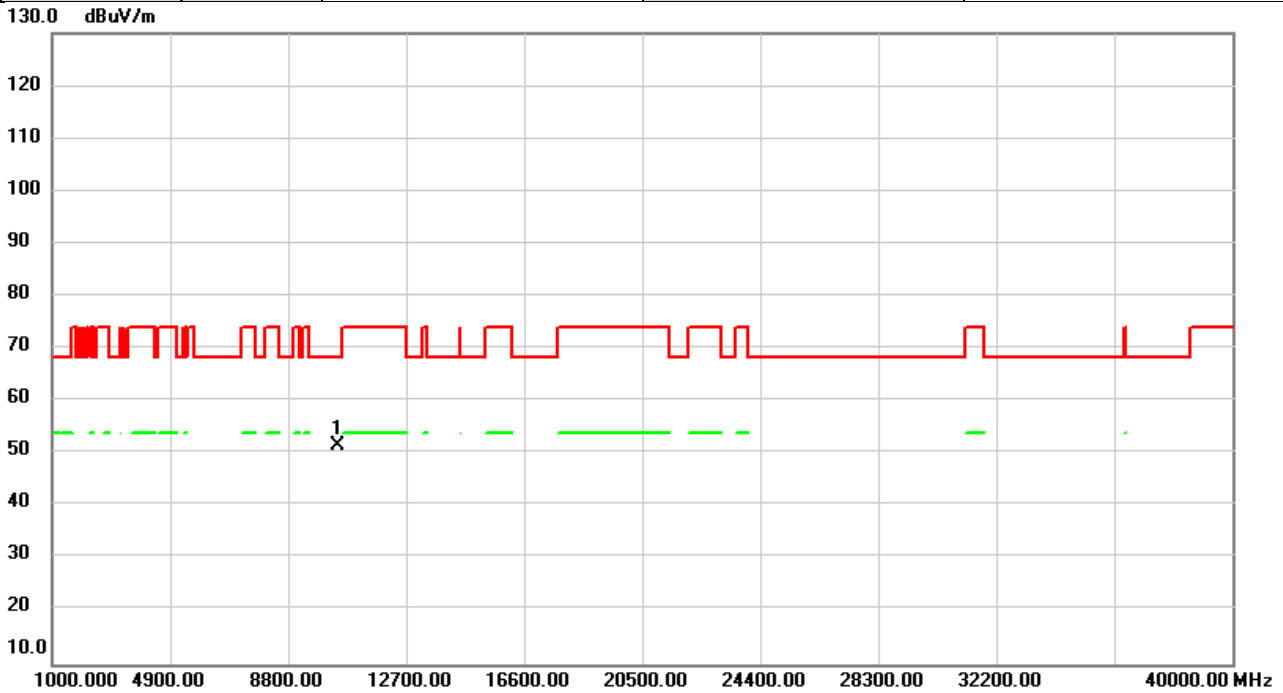


| No. | Mk. | Freq. | Reading Level | Correct Factor | Measurement | Limit | Over | Detector | Comment |
|-----|-----|----------|---------------|----------------|-------------|--------|--------|----------|---------|
| | | MHz | dBuV | dB | dBuV/m | dBuV/m | dB | | |
| 1 | * | 10380.00 | 46.07 | 5.50 | 51.57 | 68.20 | -16.63 | peak | |

REMARKS:

- (1) Measurement Value = Reading Level + Correct Factor.
- (2) Margin Level = Measurement Value - Limit Value.

| | | | |
|----------------|----------------------|--------------|-----------|
| Test Mode | IEEE 802.11ax (HE40) | Test Date | 2023/7/27 |
| Test Frequency | 5230MHz | Polarization | Vertical |
| Temp | 26°C | Hum. | 59% |

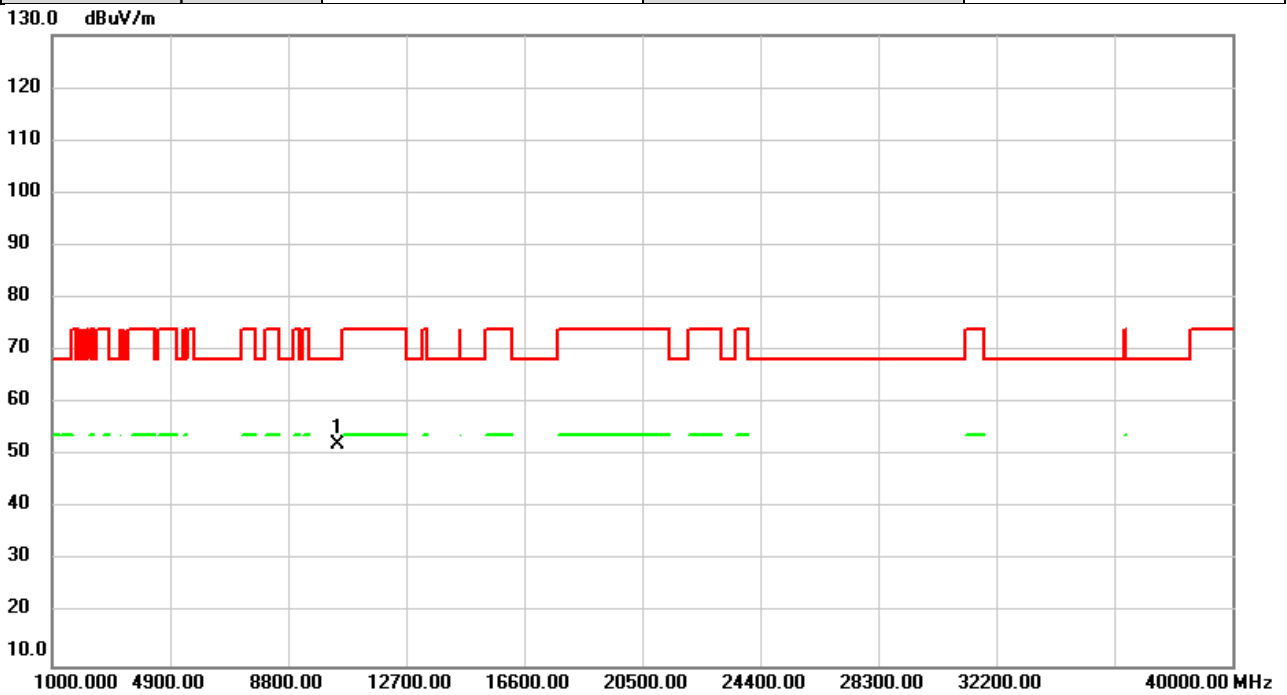


| No. | Mk. | Freq. | Reading Level | Correct Factor | Measurement | Limit | Over | Detector | Comment |
|-----|-----|----------|---------------|----------------|-------------|--------|--------|----------|---------|
| | | MHz | dBuV | dB | dBuV/m | dBuV/m | dB | | |
| 1 | * | 10460.00 | 46.15 | 5.36 | 51.51 | 68.20 | -16.69 | peak | |

REMARKS:

- (1) Measurement Value = Reading Level + Correct Factor.
- (2) Margin Level = Measurement Value - Limit Value.

| | | | |
|----------------|----------------------|--------------|------------|
| Test Mode | IEEE 802.11ax (HE40) | Test Date | 2023/7/27 |
| Test Frequency | 5230MHz | Polarization | Horizontal |
| Temp | 26°C | Hum. | 59% |

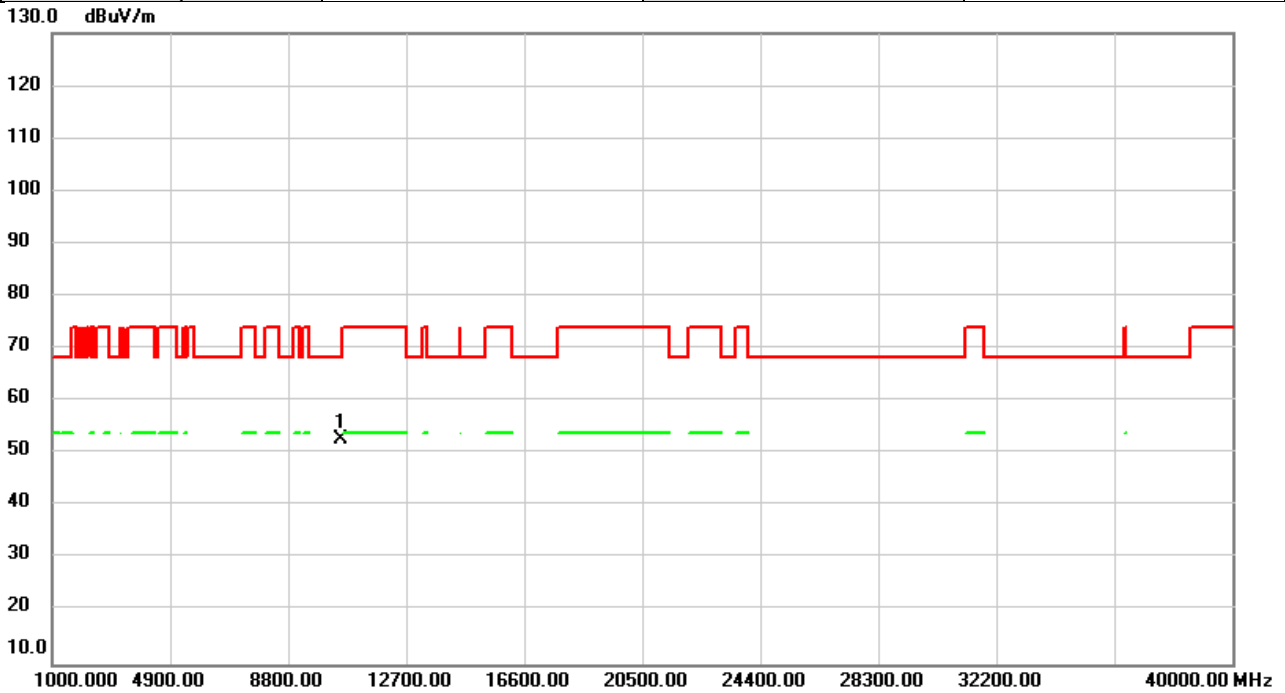


| No. | Mk. | Freq. | Reading Level | Correct Factor | Measurement | Limit | Over | Detector | Comment |
|-----|-----|----------|---------------|----------------|-------------|--------|--------|----------|---------|
| | | MHz | dBuV | dB | dBuV/m | dBuV/m | dB | | |
| 1 | * | 10460.00 | 46.80 | 5.36 | 52.16 | 68.20 | -16.04 | peak | |

REMARKS:

- (1) Measurement Value = Reading Level + Correct Factor.
- (2) Margin Level = Measurement Value - Limit Value.

| | | | |
|----------------|----------------------|--------------|-----------|
| Test Mode | IEEE 802.11ax (HE40) | Test Date | 2023/7/27 |
| Test Frequency | 5270MHz | Polarization | Vertical |
| Temp | 26°C | Hum. | 59% |

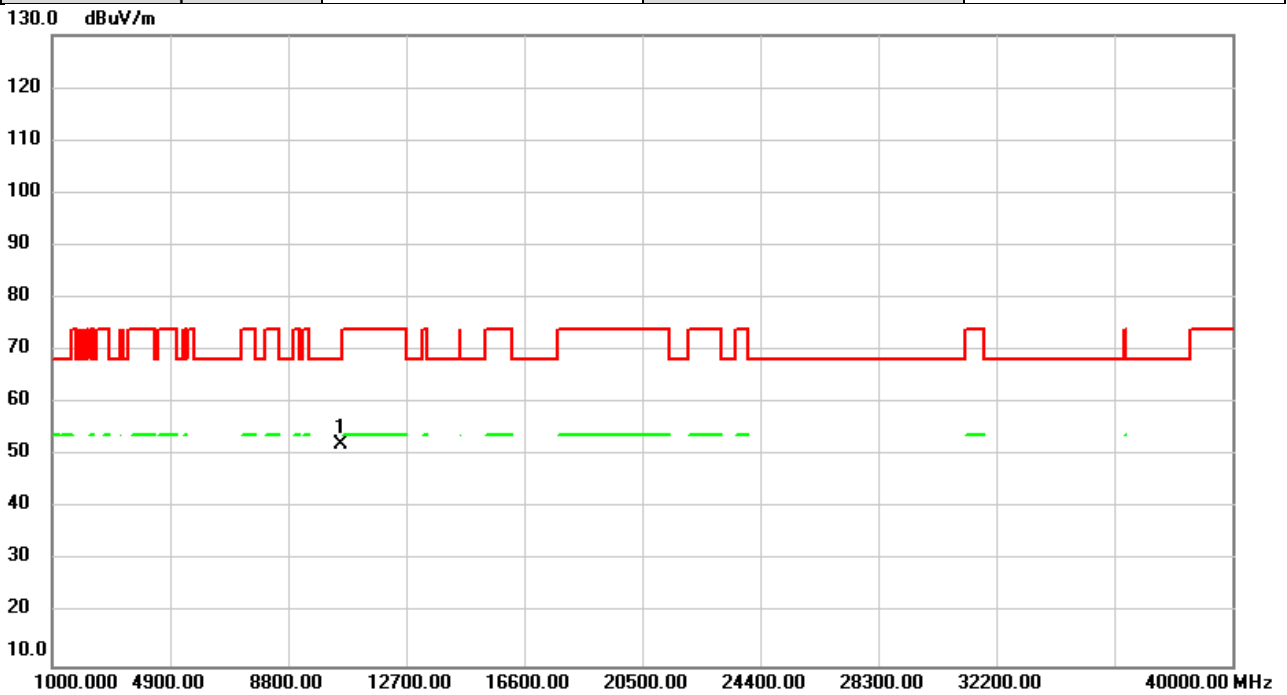


| No. | Mk. | Freq. | Reading Level | Correct Factor | Measurement | Limit | Over | Detector | Comment |
|-----|-----|----------|---------------|----------------|-------------|--------|--------|----------|---------|
| | | MHz | dBuV | dB | dBuV/m | dBuV/m | dB | | |
| 1 | * | 10540.00 | 47.35 | 5.38 | 52.73 | 68.20 | -15.47 | peak | |

REMARKS:

- (1) Measurement Value = Reading Level + Correct Factor.
- (2) Margin Level = Measurement Value - Limit Value.

| | | | |
|----------------|----------------------|--------------|------------|
| Test Mode | IEEE 802.11ax (HE40) | Test Date | 2023/7/27 |
| Test Frequency | 5270MHz | Polarization | Horizontal |
| Temp | 26°C | Hum. | 59% |

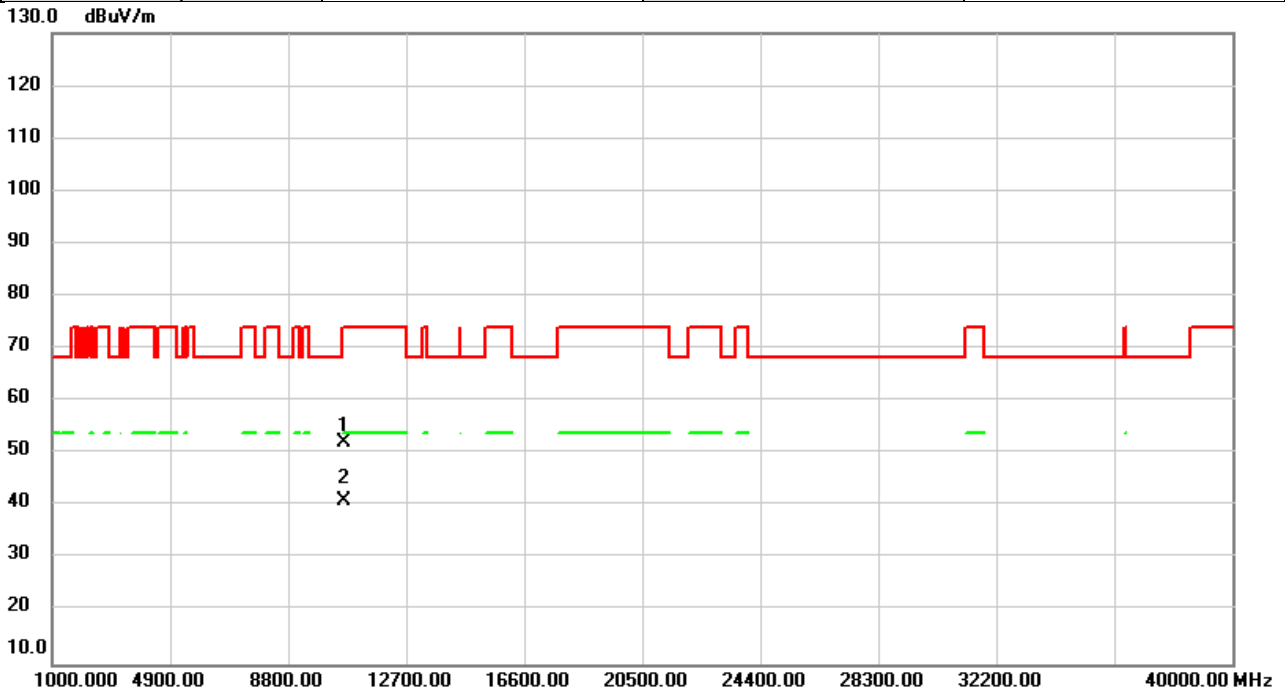


| No. | Mk. | Freq. | Reading Level | Correct Factor | Measurement | Limit | Over | Detector | Comment |
|-----|-----|----------|---------------|----------------|-------------|--------|--------|----------|---------|
| | | MHz | dBuV | dB | dBuV/m | dBuV/m | dB | | |
| 1 | * | 10540.00 | 46.69 | 5.38 | 52.07 | 68.20 | -16.13 | peak | |

REMARKS:

- (1) Measurement Value = Reading Level + Correct Factor.
- (2) Margin Level = Measurement Value - Limit Value.

| | | | |
|----------------|----------------------|--------------|-----------|
| Test Mode | IEEE 802.11ax (HE40) | Test Date | 2023/7/27 |
| Test Frequency | 5310MHz | Polarization | Vertical |
| Temp | 26°C | Hum. | 59% |

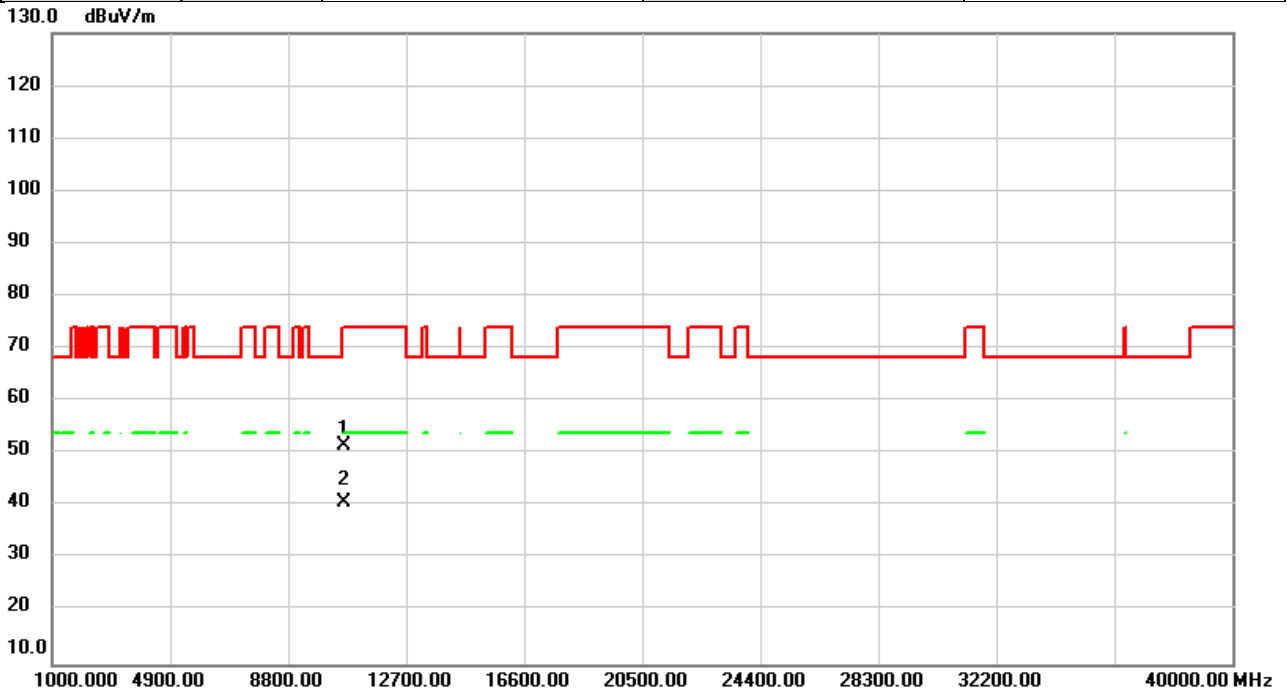


| No. | Mk. | Freq. MHz | Reading Level dBuV | Correct Factor dB | Measure- ment dBuV/m | Limit dBuV/m | Over dB | Detector | Comment |
|-----|-----|--------------|--------------------------|-------------------------|----------------------------|-----------------|------------|----------|---------|
| 1 | | 10620.00 | 46.47 | 5.56 | 52.03 | 74.00 | -21.97 | peak | |
| 2 | * | 10620.00 | 35.53 | 5.56 | 41.09 | 54.00 | -12.91 | AVG | |

REMARKS:

- (1) Measurement Value = Reading Level + Correct Factor.
- (2) Margin Level = Measurement Value - Limit Value.

| | | | |
|----------------|----------------------|--------------|------------|
| Test Mode | IEEE 802.11ax (HE40) | Test Date | 2023/7/27 |
| Test Frequency | 5310MHz | Polarization | Horizontal |
| Temp | 26°C | Hum. | 59% |

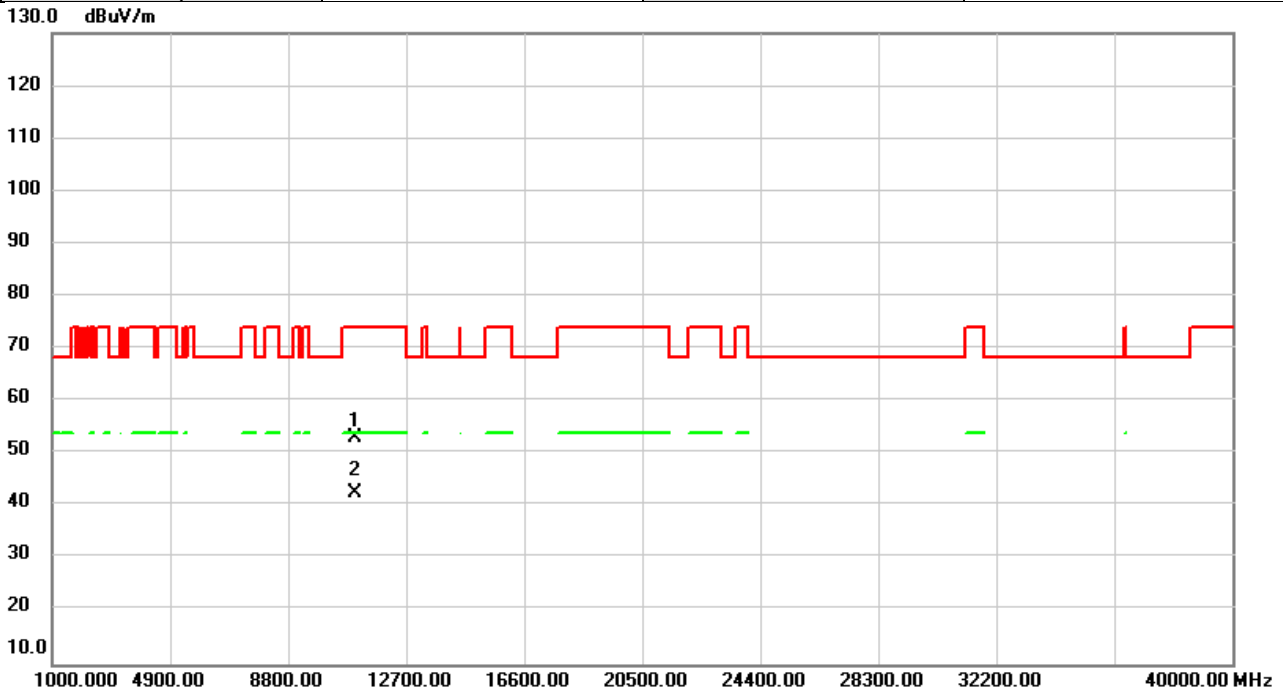


| No. | Mk. | Freq. | Reading Level | Correct Factor | Measurement | Limit | Over | Detector | Comment |
|-----|-----|----------|---------------|----------------|-------------|--------|--------|----------|---------|
| | | MHz | dBuV | dB | dBuV/m | dBuV/m | dB | | |
| 1 | | 10620.00 | 46.07 | 5.56 | 51.63 | 74.00 | -22.37 | peak | |
| 2 | * | 10620.00 | 35.26 | 5.56 | 40.82 | 54.00 | -13.18 | AVG | |

REMARKS:

- (1) Measurement Value = Reading Level + Correct Factor.
- (2) Margin Level = Measurement Value - Limit Value.

| | | | |
|----------------|----------------------|--------------|-----------|
| Test Mode | IEEE 802.11ax (HE40) | Test Date | 2023/7/27 |
| Test Frequency | 5510MHz | Polarization | Vertical |
| Temp | 26°C | Hum. | 59% |

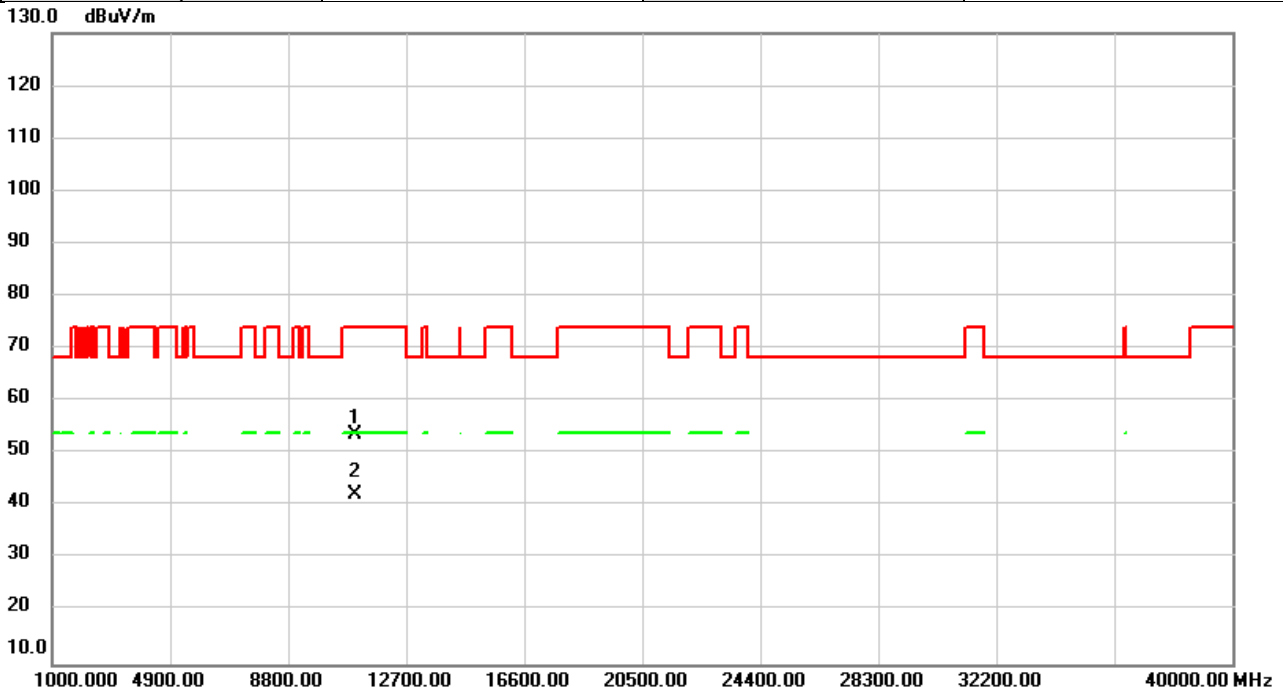


| No. | Mk. | Freq. | Reading Level | Correct Factor | Measurement | Limit | Over | Detector | Comment |
|-----|-----|----------|---------------|----------------|-------------|--------|--------|----------|---------|
| | | MHz | dBuV | dB | dBuV/m | dBuV/m | dB | | |
| 1 | | 11020.00 | 46.65 | 6.45 | 53.10 | 74.00 | -20.90 | peak | |
| 2 | * | 11020.00 | 35.98 | 6.45 | 42.43 | 54.00 | -11.57 | AVG | |

REMARKS:

- (1) Measurement Value = Reading Level + Correct Factor.
- (2) Margin Level = Measurement Value - Limit Value.

| | | | |
|----------------|----------------------|--------------|------------|
| Test Mode | IEEE 802.11ax (HE40) | Test Date | 2023/7/27 |
| Test Frequency | 5510MHz | Polarization | Horizontal |
| Temp | 26°C | Hum. | 59% |

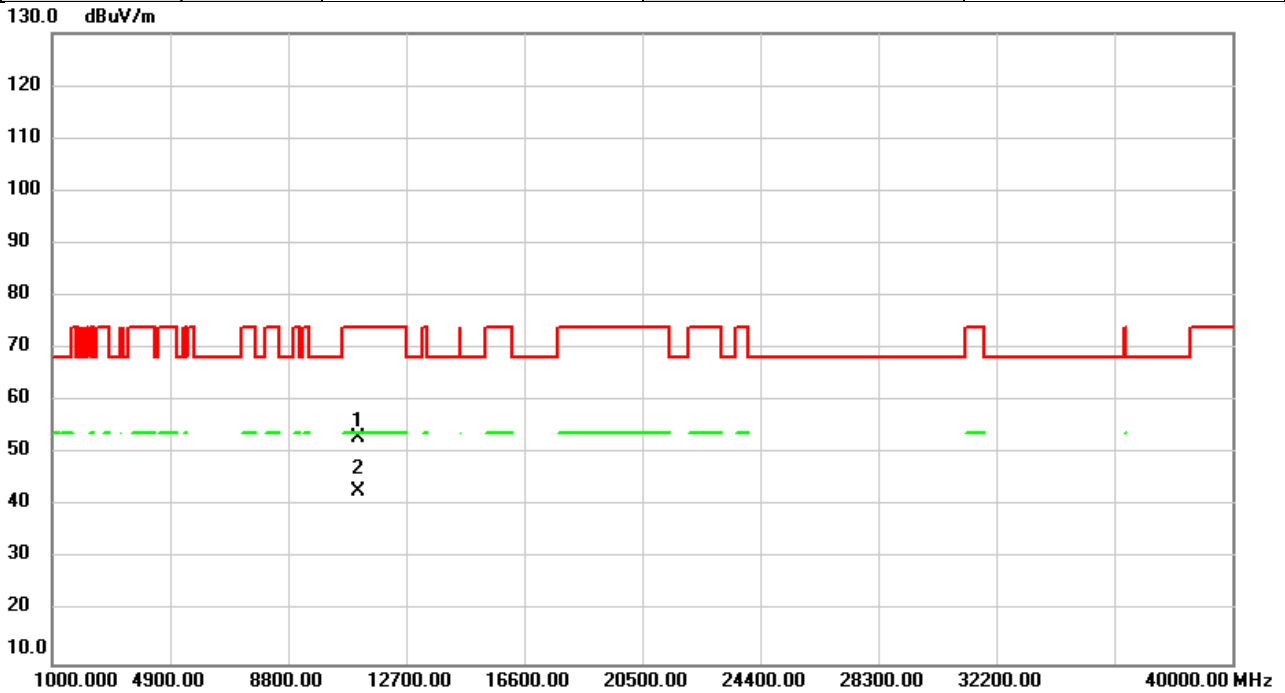


| No. | Mk. | Freq. MHz | Reading Level dBuV | Correct Factor dB | Measure- ment dBuV/m | Limit dBuV/m | Over dB | Detector | Comment |
|-----|-----|--------------|--------------------------|-------------------------|----------------------------|-----------------|------------|----------|---------|
| 1 | | 11020.00 | 47.27 | 6.45 | 53.72 | 74.00 | -20.28 | peak | |
| 2 | * | 11020.00 | 35.88 | 6.45 | 42.33 | 54.00 | -11.67 | AVG | |

REMARKS:

- (1) Measurement Value = Reading Level + Correct Factor.
- (2) Margin Level = Measurement Value - Limit Value.

| | | | |
|----------------|----------------------|--------------|-----------|
| Test Mode | IEEE 802.11ax (HE40) | Test Date | 2023/7/27 |
| Test Frequency | 5550MHz | Polarization | Vertical |
| Temp | 26°C | Hum. | 59% |

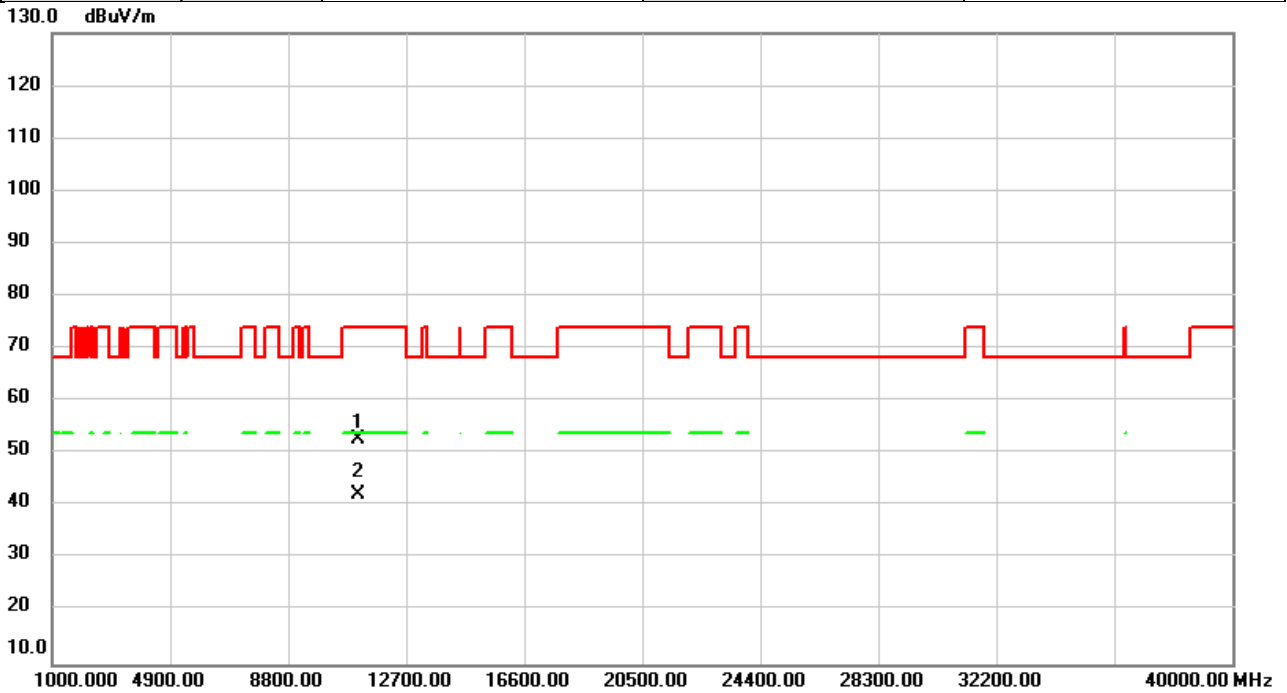


| No. | Mk. | Freq. | Reading Level | Correct Factor | Measurement | Limit | Over | Detector | Comment |
|-----|-----|----------|---------------|----------------|-------------|--------|--------|----------|---------|
| | | MHz | dBuV | dB | dBuV/m | dBuV/m | dB | | |
| 1 | | 11100.00 | 46.63 | 6.51 | 53.14 | 74.00 | -20.86 | peak | |
| 2 | * | 11100.00 | 36.30 | 6.51 | 42.81 | 54.00 | -11.19 | AVG | |

REMARKS:

- (1) Measurement Value = Reading Level + Correct Factor.
- (2) Margin Level = Measurement Value - Limit Value.

| | | | |
|----------------|----------------------|--------------|------------|
| Test Mode | IEEE 802.11ax (HE40) | Test Date | 2023/7/27 |
| Test Frequency | 5550MHz | Polarization | Horizontal |
| Temp | 26°C | Hum. | 59% |

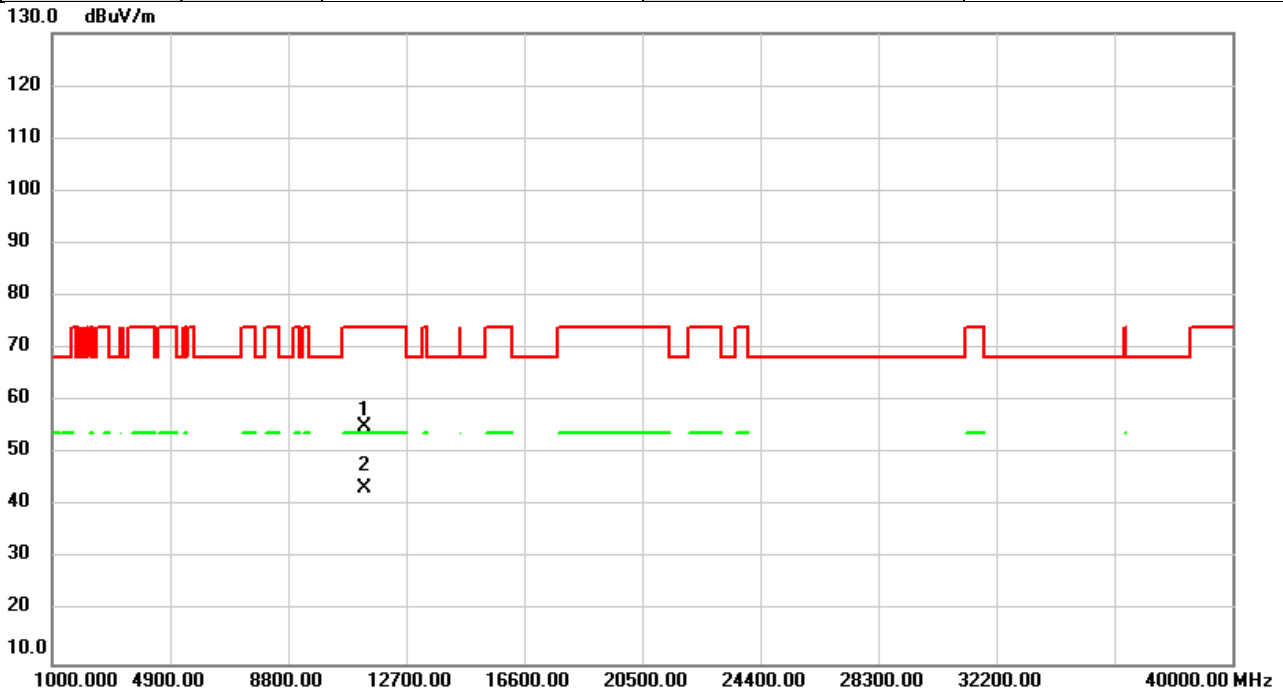


| No. | Mk. | Freq. | Reading Level | Correct Factor | Measurement | Limit | Over | Detector | Comment |
|-----|-----|----------|---------------|----------------|-------------|--------|--------|----------|---------|
| | | MHz | dBuV | dB | dBuV/m | dBuV/m | dB | | |
| 1 | | 11100.00 | 46.37 | 6.51 | 52.88 | 74.00 | -21.12 | peak | |
| 2 | * | 11100.00 | 35.87 | 6.51 | 42.38 | 54.00 | -11.62 | AVG | |

REMARKS:

- (1) Measurement Value = Reading Level + Correct Factor.
- (2) Margin Level = Measurement Value - Limit Value.

| | | | |
|----------------|----------------------|--------------|-----------|
| Test Mode | IEEE 802.11ax (HE40) | Test Date | 2023/7/27 |
| Test Frequency | 5670MHz | Polarization | Vertical |
| Temp | 26°C | Hum. | 59% |

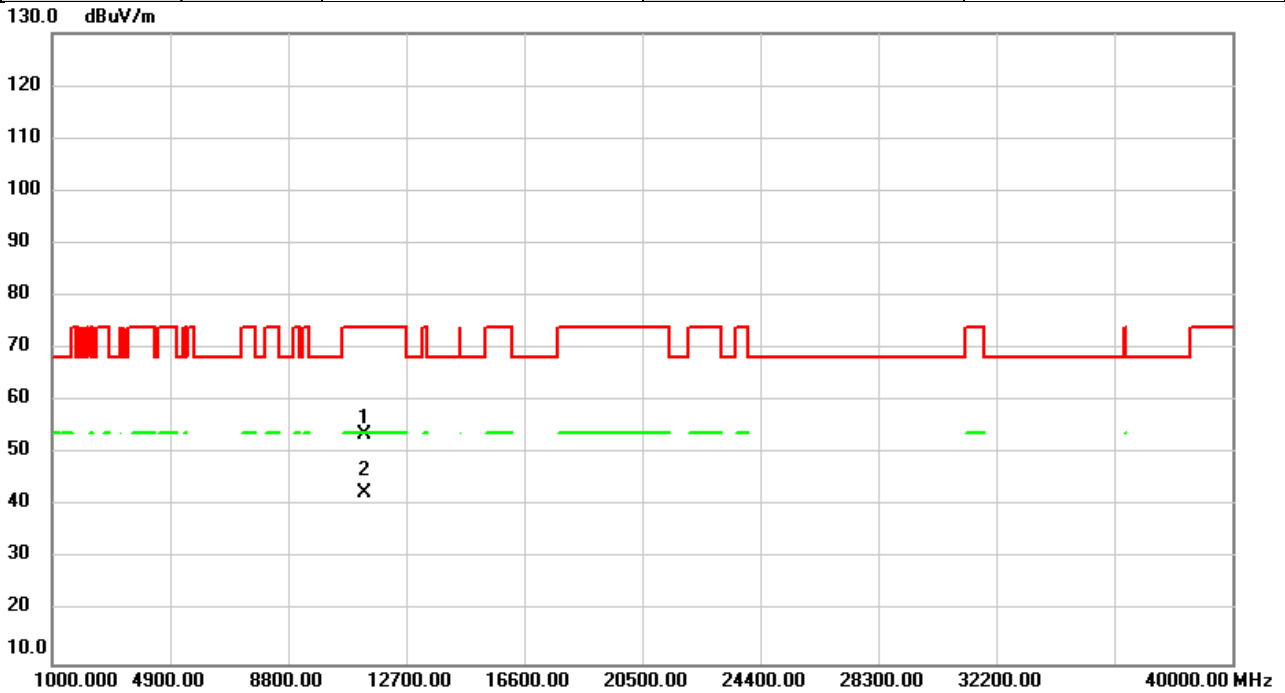


| No. | Mk. | Freq. | Reading Level | Correct Factor | Measurement | Limit | Over | Detector | Comment |
|-----|-----|----------|---------------|----------------|-------------|--------|--------|----------|---------|
| | | MHz | dBuV | dB | dBuV/m | dBuV/m | dB | | |
| 1 | | 11340.00 | 48.65 | 6.65 | 55.30 | 74.00 | -18.70 | peak | |
| 2 | * | 11340.00 | 36.90 | 6.65 | 43.55 | 54.00 | -10.45 | AVG | |

REMARKS:

- (1) Measurement Value = Reading Level + Correct Factor.
- (2) Margin Level = Measurement Value - Limit Value.

| | | | |
|----------------|----------------------|--------------|------------|
| Test Mode | IEEE 802.11ax (HE40) | Test Date | 2023/7/27 |
| Test Frequency | 5670MHz | Polarization | Horizontal |
| Temp | 26°C | Hum. | 59% |

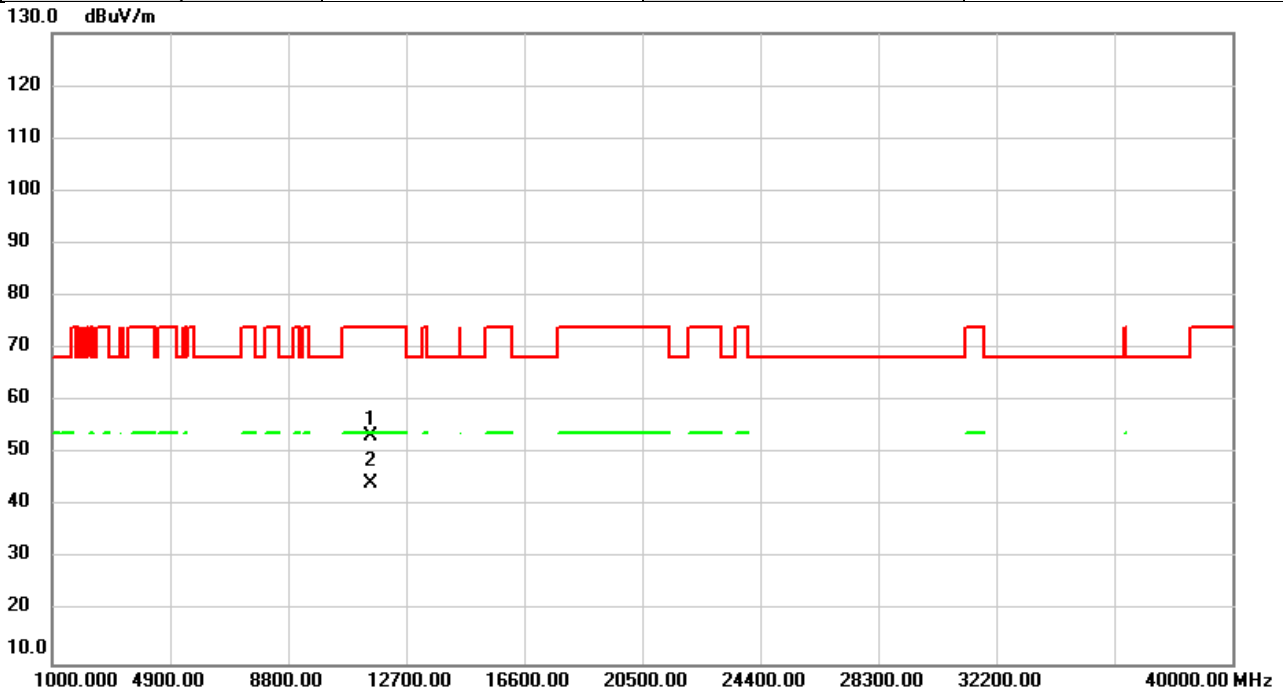


| No. | Mk. | Freq. | Reading Level | Correct Factor | Measurement | Limit | Over | Detector | Comment |
|-----|-----|----------|---------------|----------------|-------------|--------|--------|----------|---------|
| | | MHz | dBuV | dB | dBuV/m | dBuV/m | dB | | |
| 1 | | 11340.00 | 46.89 | 6.65 | 53.54 | 74.00 | -20.46 | peak | |
| 2 | * | 11340.00 | 35.89 | 6.65 | 42.54 | 54.00 | -11.46 | AVG | |

REMARKS:

- (1) Measurement Value = Reading Level + Correct Factor.
- (2) Margin Level = Measurement Value - Limit Value.

| | | | |
|----------------|----------------------|--------------|-----------|
| Test Mode | IEEE 802.11ax (HE40) | Test Date | 2023/7/27 |
| Test Frequency | 5755MHz | Polarization | Vertical |
| Temp | 26°C | Hum. | 59% |

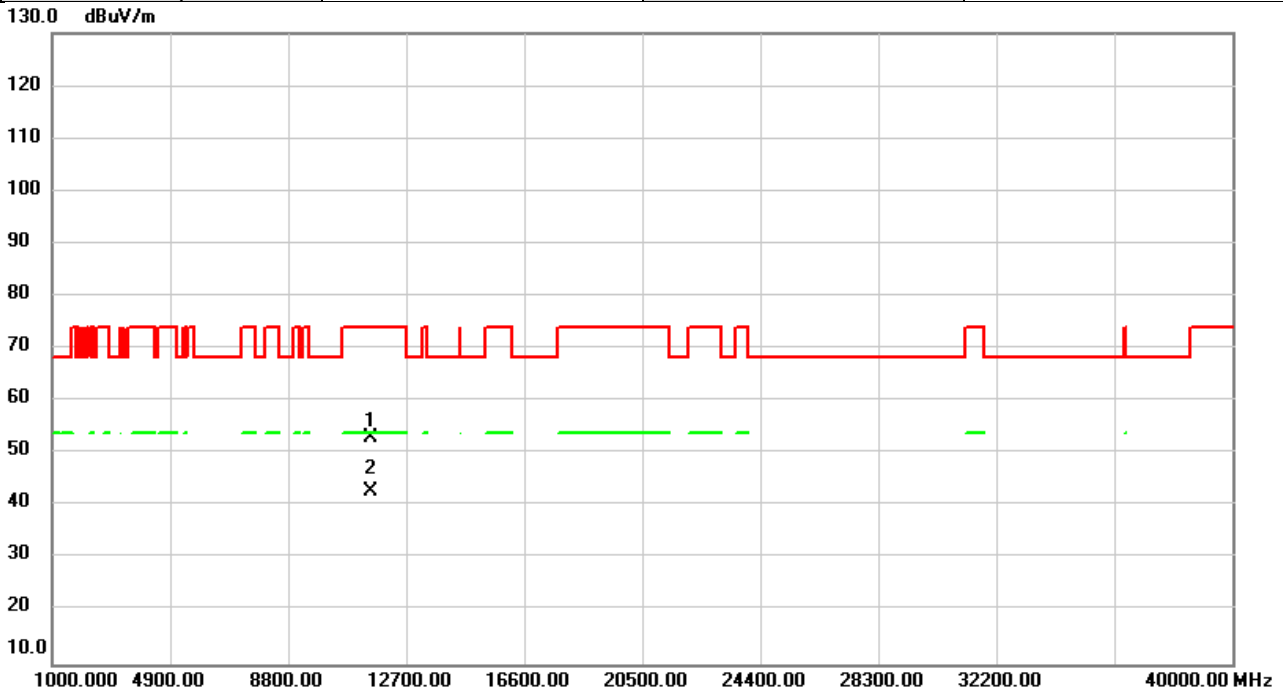


| No. | Mk. | Freq. MHz | Reading Level dBuV | Correct Factor dB | Measure- ment dBuV/m | Limit dBuV/m | Over dB | Detector | Comment |
|-----|-----|--------------|--------------------------|-------------------------|----------------------------|-----------------|------------|----------|---------|
| 1 | | 11510.00 | 46.54 | 6.74 | 53.28 | 74.00 | -20.72 | peak | |
| 2 | * | 11510.00 | 37.49 | 6.74 | 44.23 | 54.00 | -9.77 | AVG | |

REMARKS:

- (1) Measurement Value = Reading Level + Correct Factor.
- (2) Margin Level = Measurement Value - Limit Value.

| | | | |
|----------------|----------------------|--------------|------------|
| Test Mode | IEEE 802.11ax (HE40) | Test Date | 2023/7/27 |
| Test Frequency | 5755MHz | Polarization | Horizontal |
| Temp | 26°C | Hum. | 59% |

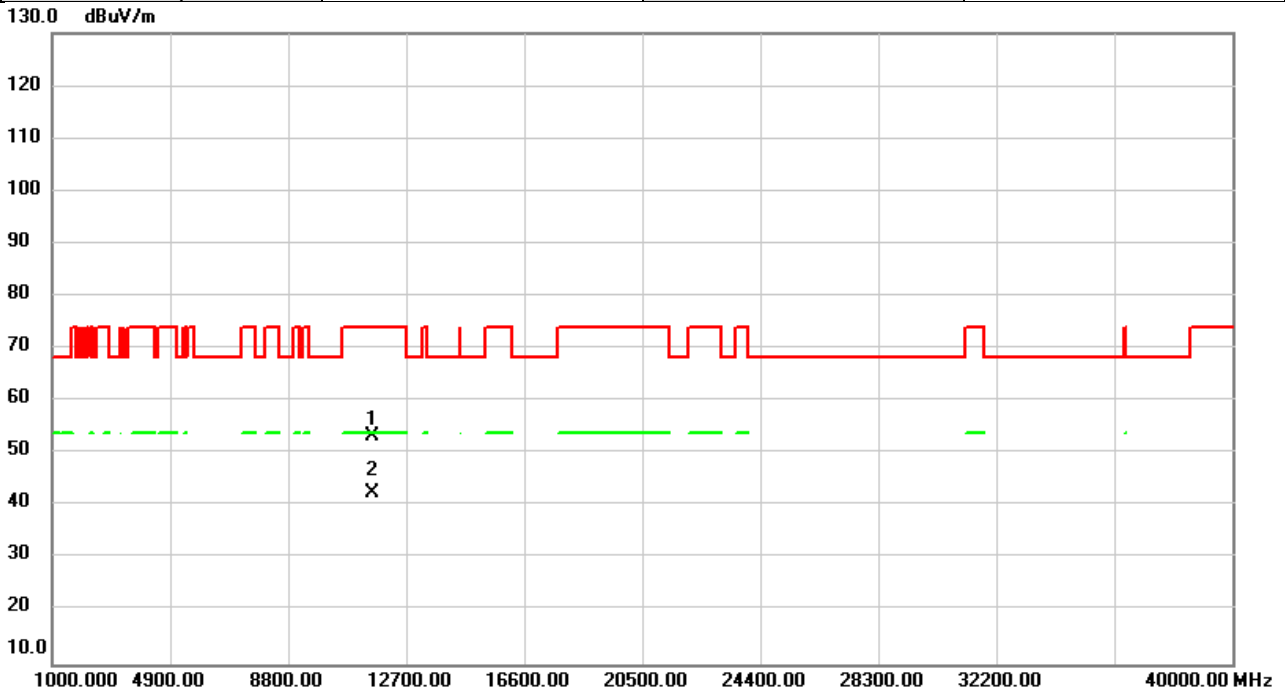


| No. | Mk. | Freq. MHz | Reading Level dBuV | Correct Factor dB | Measure- ment dBuV/m | Limit dBuV/m | Over dB | Detector | Comment |
|-----|-----|--------------|--------------------------|-------------------------|----------------------------|-----------------|------------|----------|---------|
| 1 | | 11510.00 | 46.41 | 6.74 | 53.15 | 74.00 | -20.85 | peak | |
| 2 | * | 11510.00 | 36.10 | 6.74 | 42.84 | 54.00 | -11.16 | AVG | |

REMARKS:

- (1) Measurement Value = Reading Level + Correct Factor.
- (2) Margin Level = Measurement Value - Limit Value.

| | | | |
|----------------|----------------------|--------------|-----------|
| Test Mode | IEEE 802.11ax (HE40) | Test Date | 2023/7/27 |
| Test Frequency | 5795MHz | Polarization | Vertical |
| Temp | 26°C | Hum. | 59% |

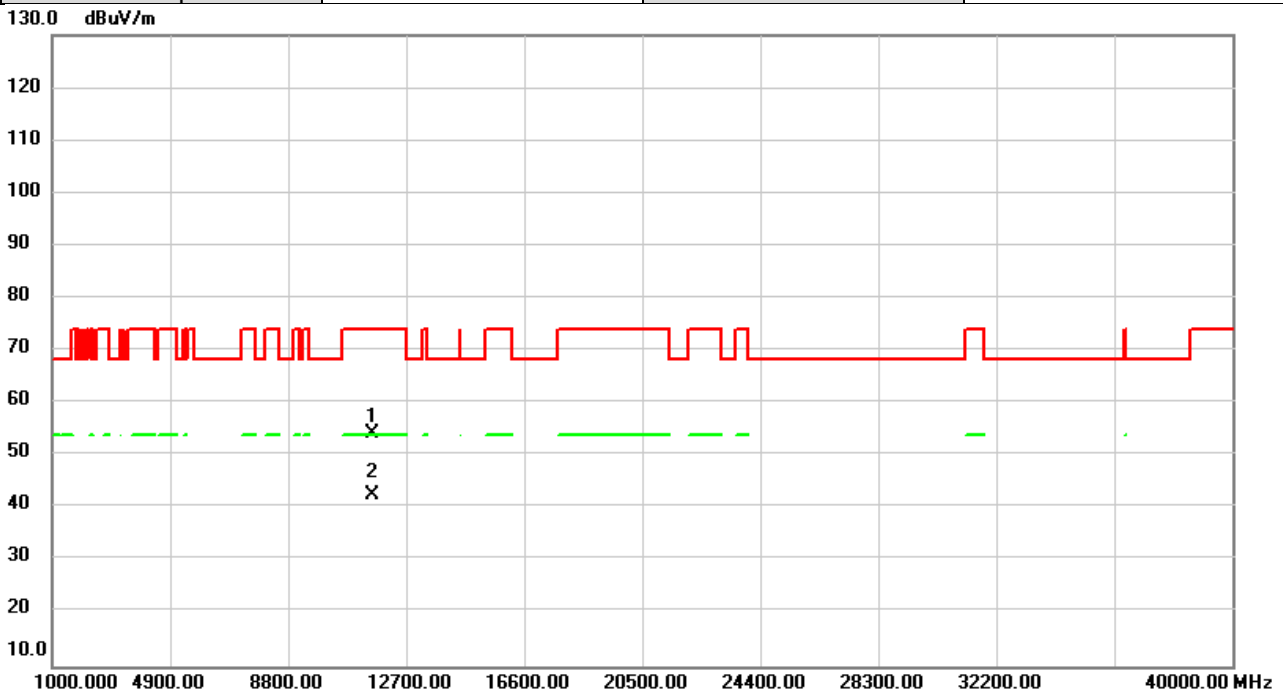


| No. | Mk. | Freq. MHz | Reading Level dBuV | Correct Factor dB | Measure- ment dBuV/m | Limit dBuV/m | Over dB | Detector | Comment |
|-----|-----|--------------|--------------------------|-------------------------|----------------------------|-----------------|------------|----------|---------|
| 1 | | 11590.00 | 46.65 | 6.68 | 53.33 | 74.00 | -20.67 | peak | |
| 2 | * | 11590.00 | 35.98 | 6.68 | 42.66 | 54.00 | -11.34 | AVG | |

REMARKS:

- (1) Measurement Value = Reading Level + Correct Factor.
- (2) Margin Level = Measurement Value - Limit Value.

| | | | |
|----------------|----------------------|--------------|------------|
| Test Mode | IEEE 802.11ax (HE40) | Test Date | 2023/7/27 |
| Test Frequency | 5795MHz | Polarization | Horizontal |
| Temp | 26°C | Hum. | 59% |

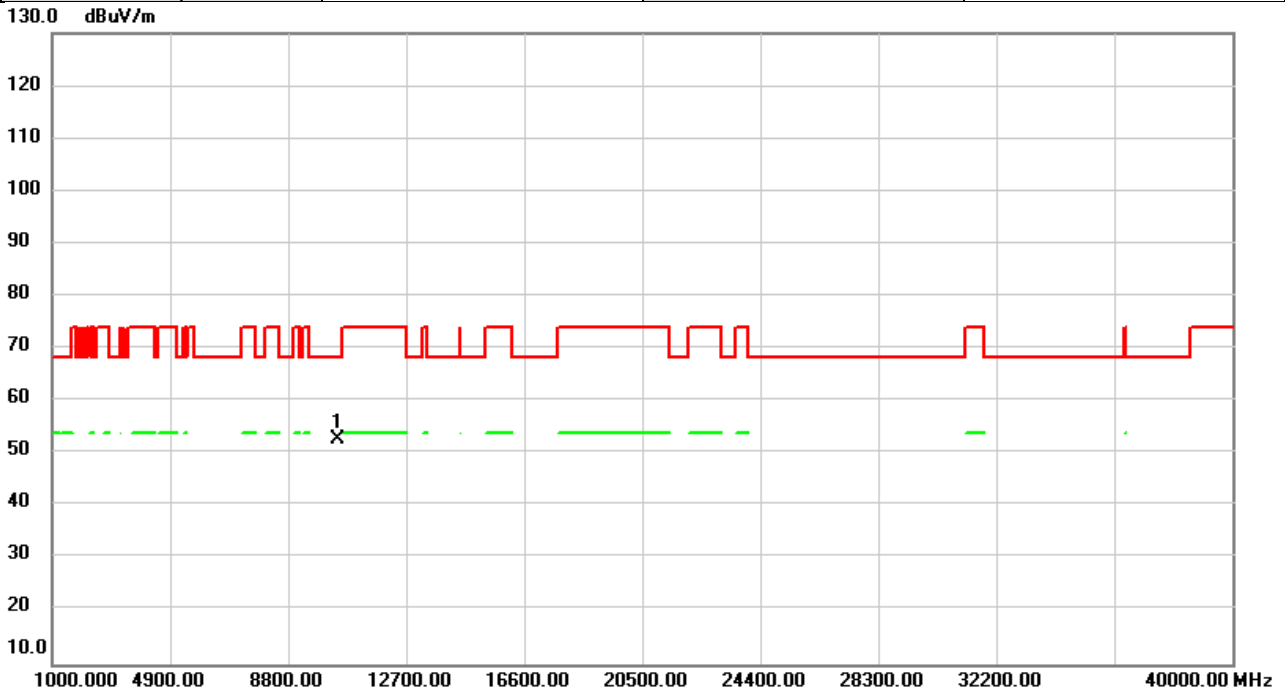


| No. | Mk. | Freq. | Reading Level | Correct Factor | Measurement | Limit | Over | Detector | Comment |
|-----|-----|----------|---------------|----------------|-------------|--------|--------|----------|---------|
| | | MHz | dBuV | dB | dBuV/m | dBuV/m | dB | | |
| 1 | | 11590.00 | 47.49 | 6.68 | 54.17 | 74.00 | -19.83 | peak | |
| 2 | * | 11590.00 | 35.80 | 6.68 | 42.48 | 54.00 | -11.52 | AVG | |

REMARKS:

- (1) Measurement Value = Reading Level + Correct Factor.
- (2) Margin Level = Measurement Value - Limit Value.

| | | | |
|----------------|----------------------|--------------|-----------|
| Test Mode | IEEE 802.11ax (HE80) | Test Date | 2023/7/27 |
| Test Frequency | 5210MHz | Polarization | Vertical |
| Temp | 26°C | Hum. | 59% |

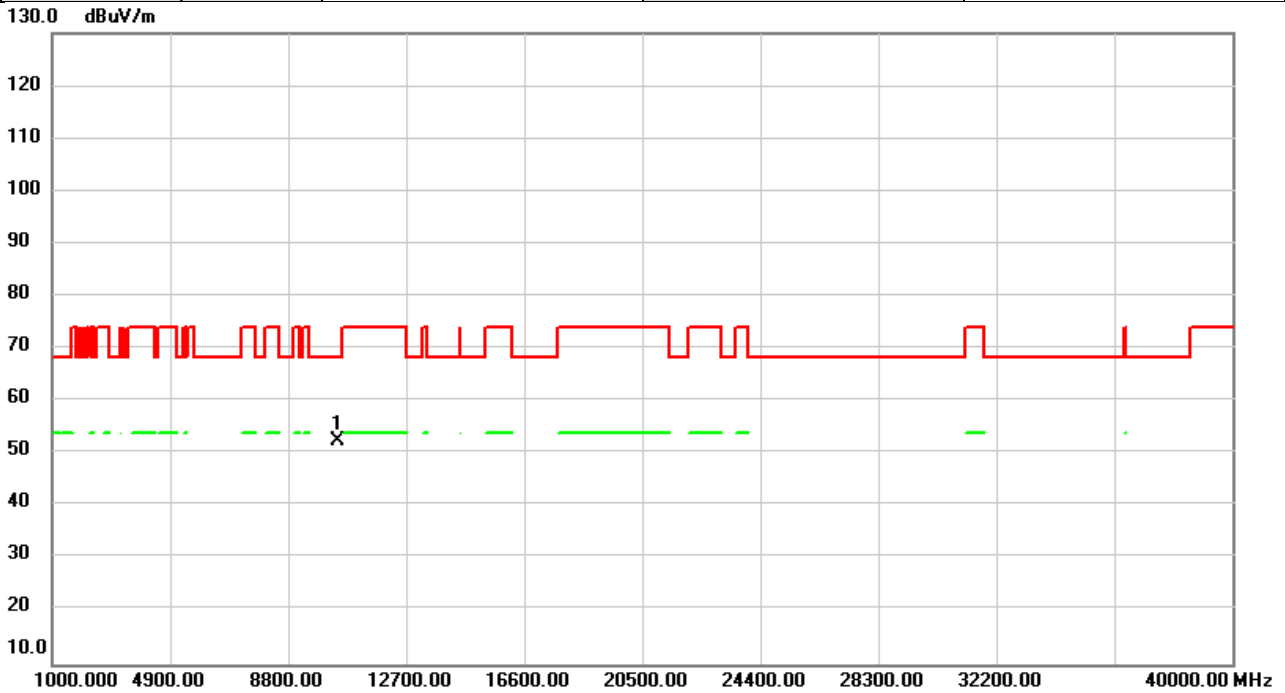


| No. | Mk. | Freq. | Reading Level | Correct Factor | Measurement | Limit | Over | Detector | Comment |
|-----|-----|----------|---------------|----------------|-------------|--------|--------|----------|---------|
| | | MHz | dBuV | dB | dBuV/m | dBuV/m | dB | | |
| 1 | * | 10420.00 | 47.39 | 5.42 | 52.81 | 68.20 | -15.39 | peak | |

REMARKS:

- (1) Measurement Value = Reading Level + Correct Factor.
- (2) Margin Level = Measurement Value - Limit Value.

| | | | |
|----------------|----------------------|--------------|------------|
| Test Mode | IEEE 802.11ax (HE80) | Test Date | 2023/7/27 |
| Test Frequency | 5210MHz | Polarization | Horizontal |
| Temp | 26°C | Hum. | 59% |

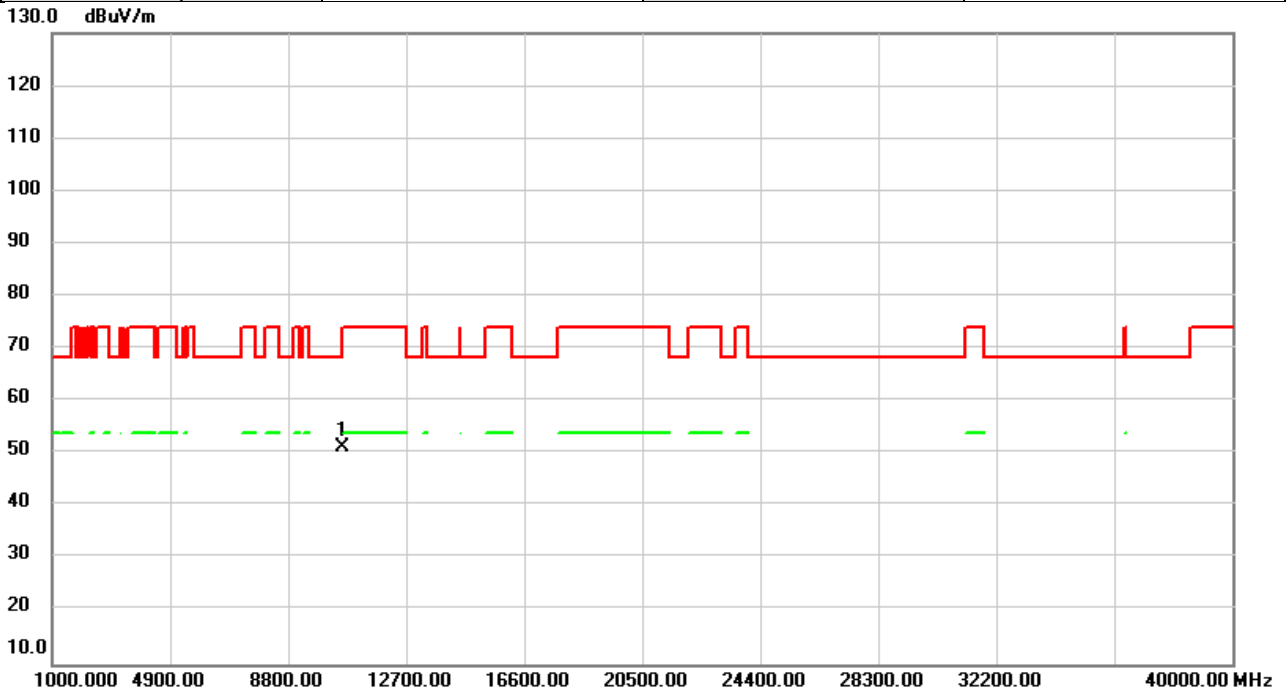


| No. | Mk. | Freq. | Reading Level | Correct Factor | Measurement | Limit | Over | Detector | Comment |
|-----|-----|----------|---------------|----------------|-------------|--------|--------|----------|---------|
| | | MHz | dBuV | dB | dBuV/m | dBuV/m | dB | | |
| 1 | * | 10420.00 | 47.04 | 5.42 | 52.46 | 68.20 | -15.74 | peak | |

REMARKS:

- (1) Measurement Value = Reading Level + Correct Factor.
- (2) Margin Level = Measurement Value - Limit Value.

| | | | |
|----------------|----------------------|--------------|-----------|
| Test Mode | IEEE 802.11ax (HE80) | Test Date | 2023/7/27 |
| Test Frequency | 5290MHz | Polarization | Vertical |
| Temp | 26°C | Hum. | 59% |

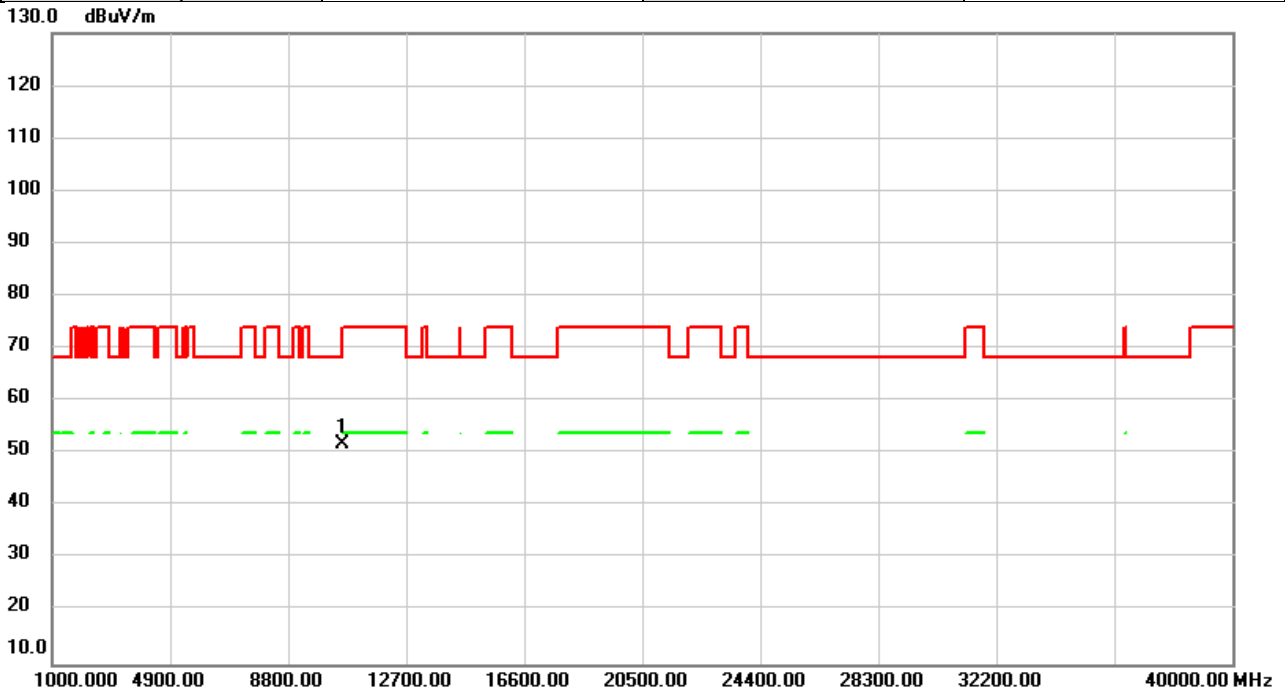


| No. | Mk. | Freq. | Reading Level | Correct Factor | Measurement | Limit | Over | Detector | Comment |
|-----|-----|----------|---------------|----------------|-------------|--------|--------|----------|---------|
| | | MHz | dBuV | dB | dBuV/m | dBuV/m | dB | | |
| 1 | * | 10580.00 | 45.81 | 5.46 | 51.27 | 68.20 | -16.93 | peak | |

REMARKS:

- (1) Measurement Value = Reading Level + Correct Factor.
- (2) Margin Level = Measurement Value - Limit Value.

| | | | |
|----------------|----------------------|--------------|------------|
| Test Mode | IEEE 802.11ax (HE80) | Test Date | 2023/7/27 |
| Test Frequency | 5290MHz | Polarization | Horizontal |
| Temp | 26°C | Hum. | 59% |

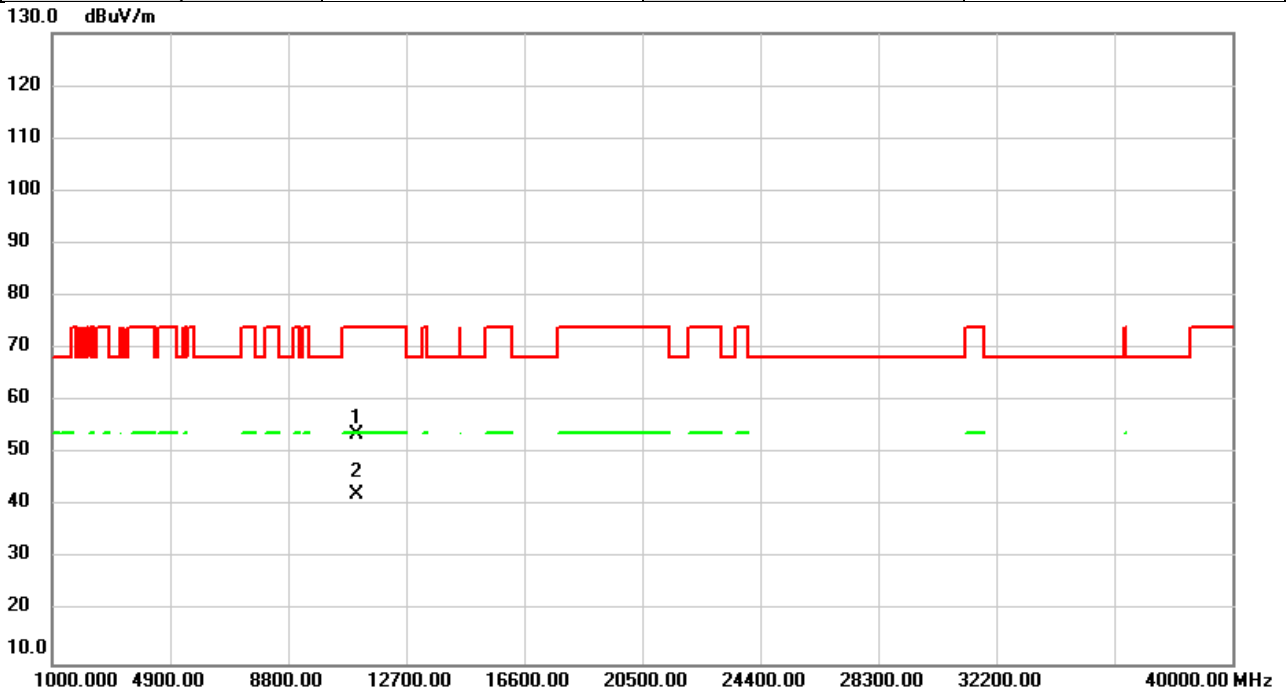


| No. | Mk. | Freq. | Reading Level | Correct Factor | Measurement | Limit | Over | Detector | Comment |
|-----|-----|----------|---------------|----------------|-------------|--------|--------|----------|---------|
| | | MHz | dBuV | dB | dBuV/m | dBuV/m | dB | | |
| 1 | * | 10580.00 | 46.49 | 5.46 | 51.95 | 68.20 | -16.25 | peak | |

REMARKS:

- (1) Measurement Value = Reading Level + Correct Factor.
- (2) Margin Level = Measurement Value - Limit Value.

| | | | |
|----------------|----------------------|--------------|-----------|
| Test Mode | IEEE 802.11ax (HE80) | Test Date | 2023/7/27 |
| Test Frequency | 5530MHz | Polarization | Vertical |
| Temp | 26°C | Hum. | 59% |

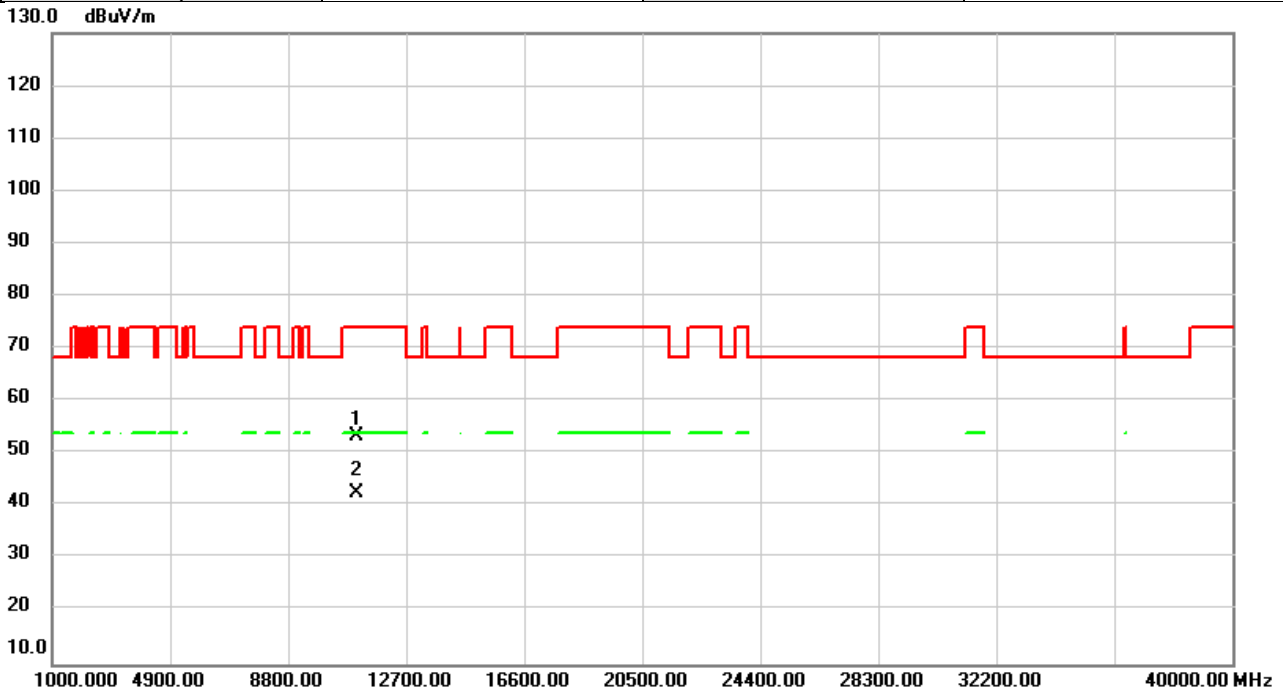


| No. | Mk. | Freq. MHz | Reading Level dBuV | Correct Factor dB | Measure- ment dBuV/m | Limit dBuV/m | Over dB | Detector | Comment |
|-----|-----|--------------|--------------------------|-------------------------|----------------------------|-----------------|------------|----------|---------|
| 1 | | 11060.00 | 47.23 | 6.48 | 53.71 | 74.00 | -20.29 | peak | |
| 2 | * | 11060.00 | 35.81 | 6.48 | 42.29 | 54.00 | -11.71 | AVG | |

REMARKS:

- (1) Measurement Value = Reading Level + Correct Factor.
- (2) Margin Level = Measurement Value - Limit Value.

| | | | |
|----------------|----------------------|--------------|------------|
| Test Mode | IEEE 802.11ax (HE80) | Test Date | 2023/7/27 |
| Test Frequency | 5530MHz | Polarization | Horizontal |
| Temp | 26°C | Hum. | 59% |

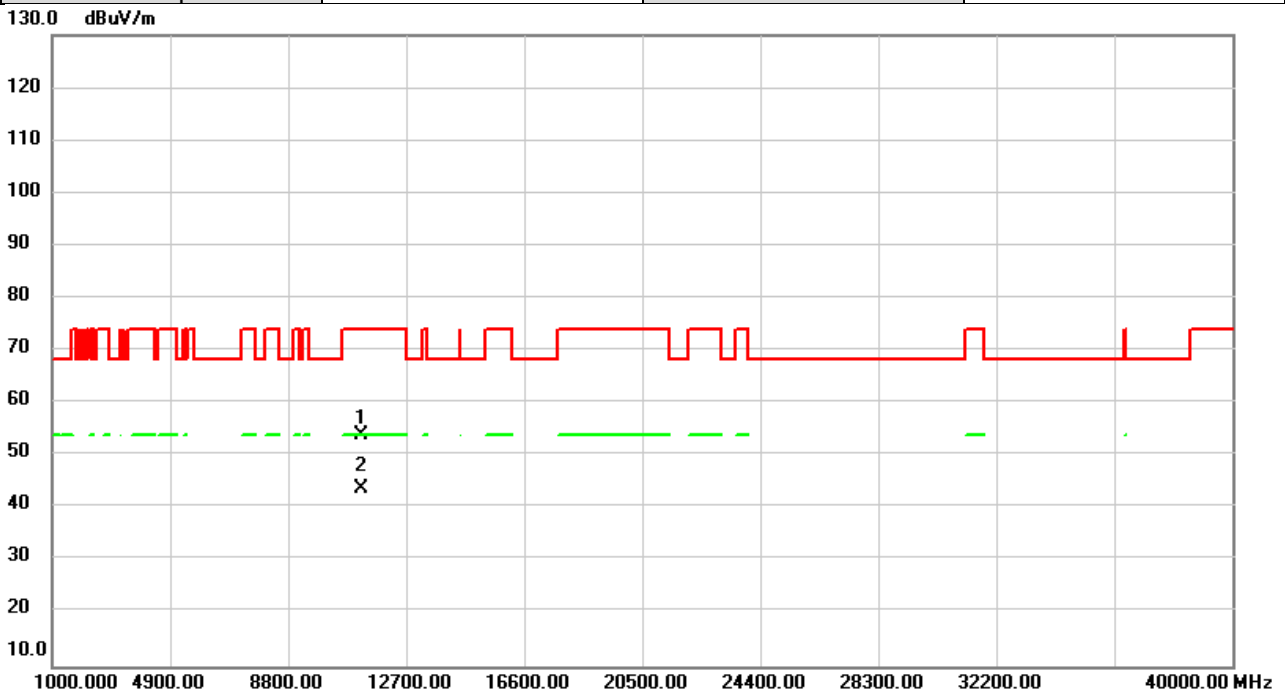


| No. | Mk. | Freq. | Reading Level | Correct Factor | Measurement | Limit | Over | Detector | Comment |
|-----|-----|----------|---------------|----------------|-------------|--------|--------|----------|---------|
| | | MHz | dBuV | dB | dBuV/m | dBuV/m | dB | | |
| 1 | | 11060.00 | 47.00 | 6.48 | 53.48 | 74.00 | -20.52 | peak | |
| 2 | * | 11060.00 | 35.98 | 6.48 | 42.46 | 54.00 | -11.54 | AVG | |

REMARKS:

- (1) Measurement Value = Reading Level + Correct Factor.
- (2) Margin Level = Measurement Value - Limit Value.

| | | | |
|----------------|----------------------|--------------|-----------|
| Test Mode | IEEE 802.11ax (HE80) | Test Date | 2023/7/27 |
| Test Frequency | 5610MHz | Polarization | Vertical |
| Temp | 26°C | Hum. | 59% |

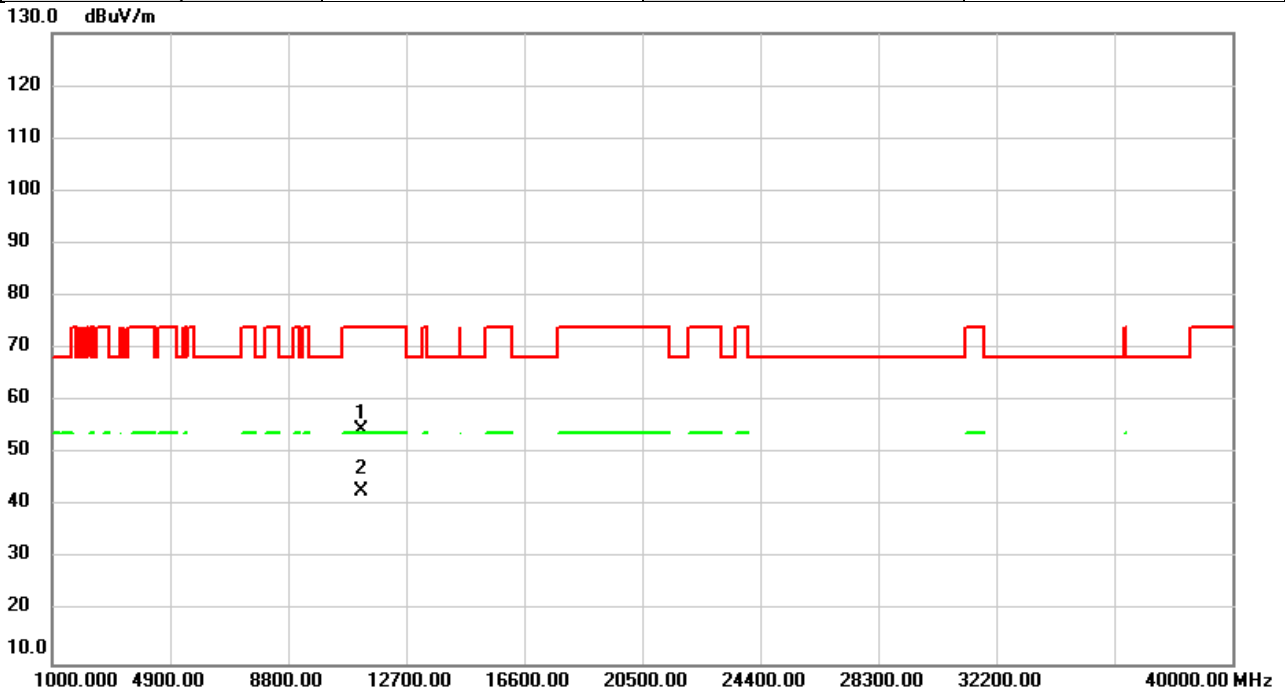


| No. | Mk. | Freq. | Reading Level | Correct Factor | Measurement | Limit | Over | Detector | Comment |
|-----|-----|----------|---------------|----------------|-------------|--------|--------|----------|---------|
| | | MHz | dBuV | dB | dBuV/m | dBuV/m | dB | | |
| 1 | | 11220.00 | 47.28 | 6.57 | 53.85 | 74.00 | -20.15 | peak | |
| 2 | * | 11220.00 | 37.10 | 6.57 | 43.67 | 54.00 | -10.33 | AVG | |

REMARKS:

- (1) Measurement Value = Reading Level + Correct Factor.
- (2) Margin Level = Measurement Value - Limit Value.

| | | | |
|----------------|----------------------|--------------|------------|
| Test Mode | IEEE 802.11ax (HE80) | Test Date | 2023/7/27 |
| Test Frequency | 5610MHz | Polarization | Horizontal |
| Temp | 26°C | Hum. | 59% |

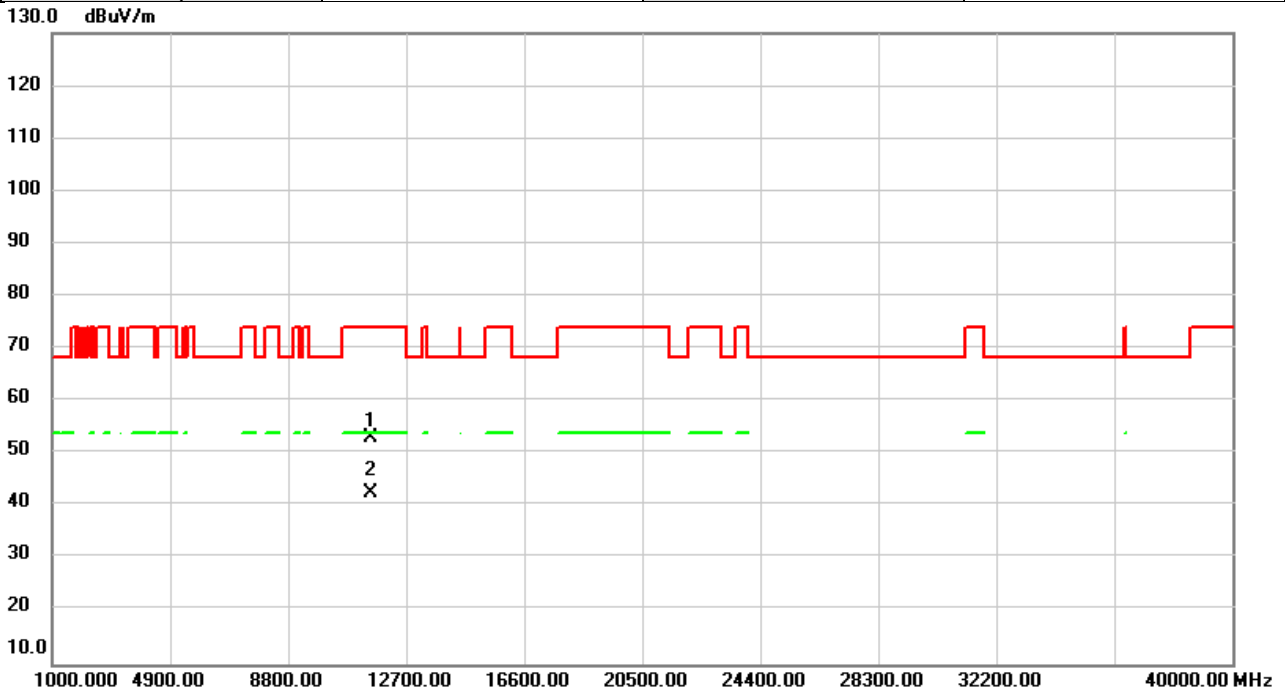


| No. | Mk. | Freq. MHz | Reading Level dBuV | Correct Factor dB | Measure- ment dBuV/m | Limit dBuV/m | Over dB | Detector | Comment |
|-----|-----|--------------|--------------------------|-------------------------|----------------------------|-----------------|------------|----------|---------|
| 1 | | 11220.00 | 47.97 | 6.57 | 54.54 | 74.00 | -19.46 | peak | |
| 2 | * | 11220.00 | 36.35 | 6.57 | 42.92 | 54.00 | -11.08 | AVG | |

REMARKS:

- (1) Measurement Value = Reading Level + Correct Factor.
- (2) Margin Level = Measurement Value - Limit Value.

| | | | |
|----------------|----------------------|--------------|-----------|
| Test Mode | IEEE 802.11ax (HE80) | Test Date | 2023/7/27 |
| Test Frequency | 5775MHz | Polarization | Vertical |
| Temp | 26°C | Hum. | 59% |

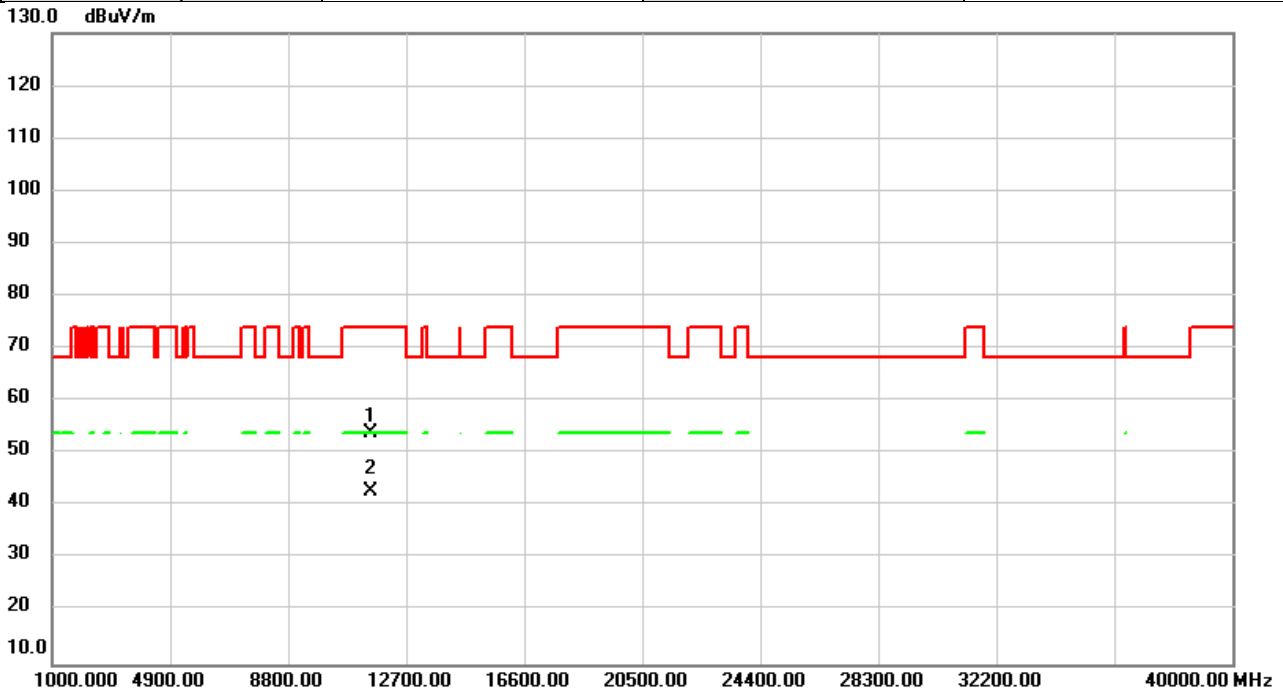


| No. | Mk. | Freq. MHz | Reading Level dBuV | Correct Factor dB | Measure- ment dBuV/m | Limit dBuV/m | Over dB | Detector | Comment |
|-----|-----|--------------|--------------------------|-------------------------|----------------------------|-----------------|------------|----------|---------|
| 1 | | 11550.00 | 46.27 | 6.71 | 52.98 | 74.00 | -21.02 | peak | |
| 2 | * | 11550.00 | 35.96 | 6.71 | 42.67 | 54.00 | -11.33 | AVG | |

REMARKS:

- (1) Measurement Value = Reading Level + Correct Factor.
- (2) Margin Level = Measurement Value - Limit Value.

| | | | |
|----------------|----------------------|--------------|------------|
| Test Mode | IEEE 802.11ax (HE80) | Test Date | 2023/7/27 |
| Test Frequency | 5775MHz | Polarization | Horizontal |
| Temp | 26°C | Hum. | 59% |



| No. | Mk. | Freq. MHz | Reading Level dBuV | Correct Factor dB | Measure- ment dBuV/m | Limit dBuV/m | Over dB | Detector | Comment |
|-----|-----|--------------|--------------------------|-------------------------|----------------------------|-----------------|------------|----------|---------|
| 1 | | 11550.00 | 47.20 | 6.71 | 53.91 | 74.00 | -20.09 | peak | |
| 2 | * | 11550.00 | 36.11 | 6.71 | 42.82 | 54.00 | -11.18 | AVG | |

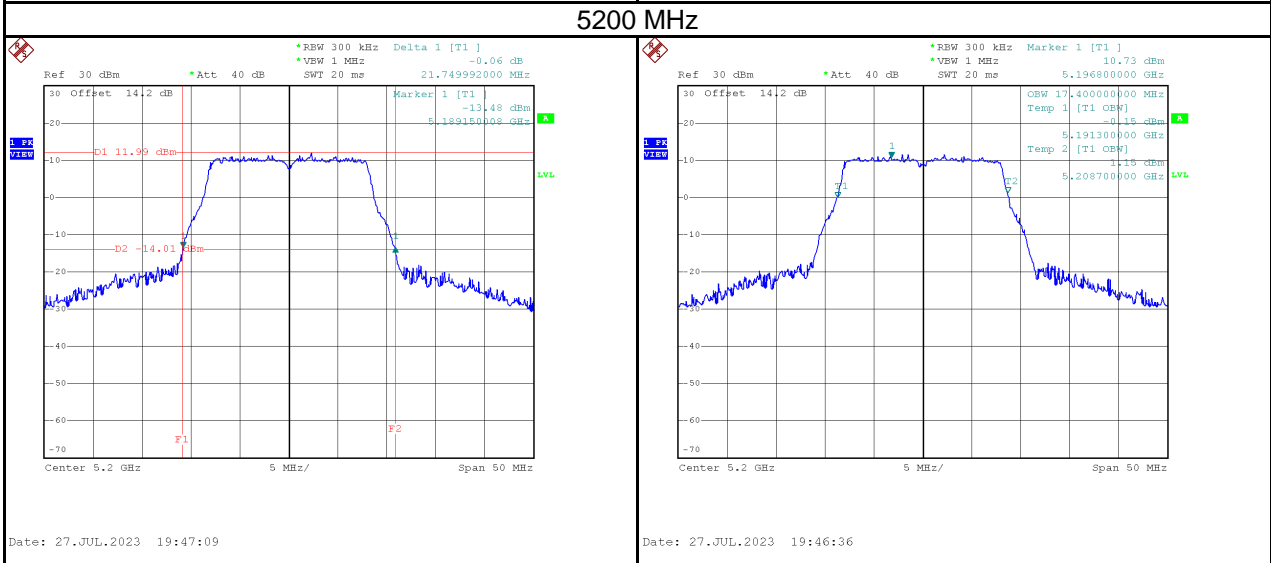
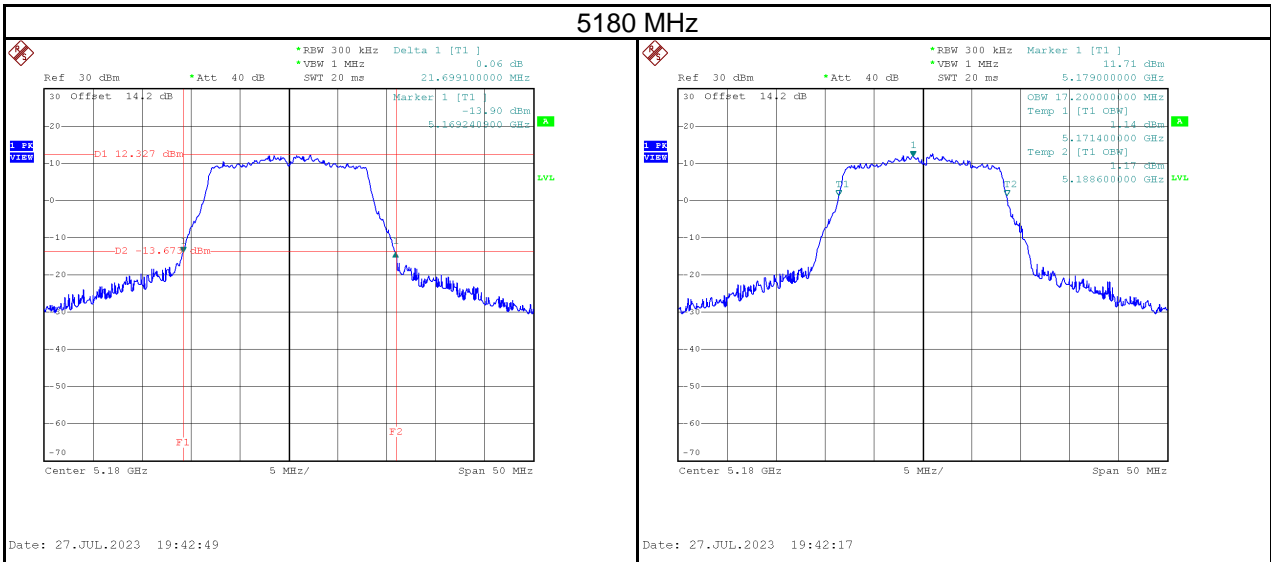
REMARKS:

- (1) Measurement Value = Reading Level + Correct Factor.
- (2) Margin Level = Measurement Value - Limit Value.

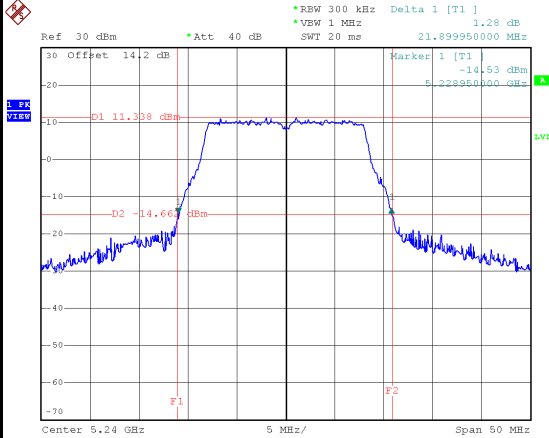
APPENDIX D BANDWIDTH

| | |
|-----------|--------------------------|
| Test Mode | IEEE 802.11a_Antenna DB1 |
|-----------|--------------------------|

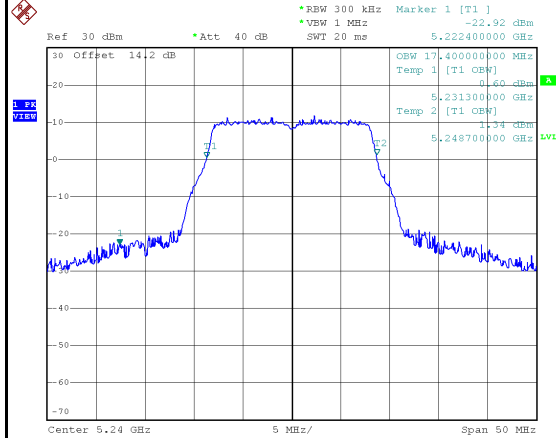
| Test Frequency (MHz) | 26 dB Bandwidth (MHz) | 99 % Occupied Bandwidth (MHz) | Limit |
|----------------------|-----------------------|-------------------------------|----------|
| 5180 | 21.70 | 17.20 | No limit |
| 5200 | 21.75 | 17.40 | No limit |
| 5240 | 21.90 | 17.40 | No limit |



5240 MHz



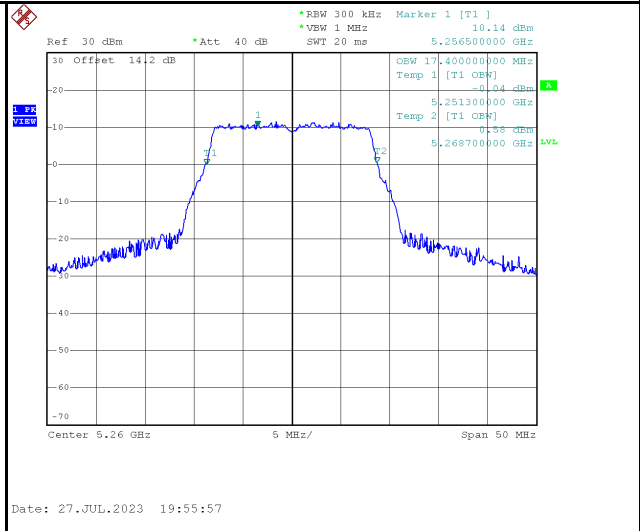
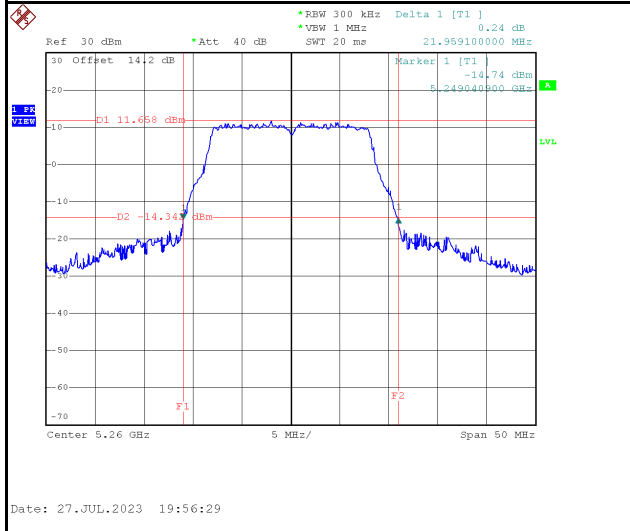
Date: 27.JUL.2023 19:50:19



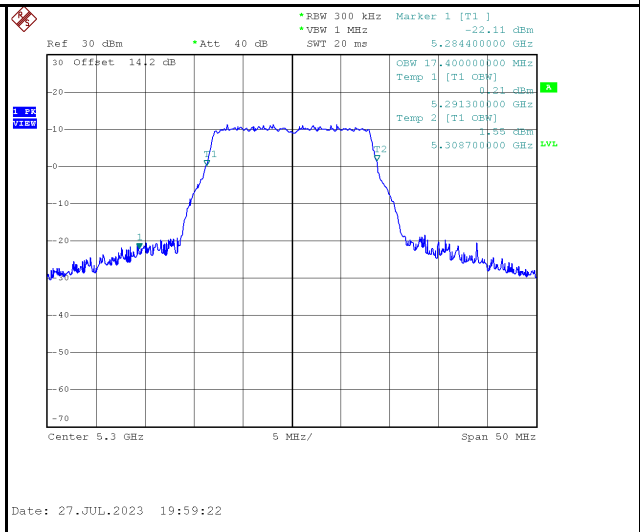
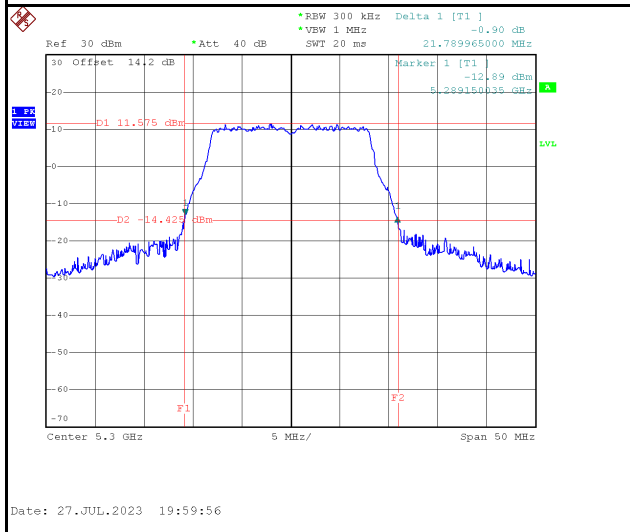
Date: 27.JUL.2023 19:49:47

| Test Frequency (MHz) | 26 dB Bandwidth (MHz) | 99 % Occupied Bandwidth (MHz) | Limit |
|----------------------|-----------------------|-------------------------------|----------|
| 5260 | 21.96 | 17.40 | No limit |
| 5300 | 21.79 | 17.40 | No limit |
| 5320 | 21.65 | 17.10 | No limit |

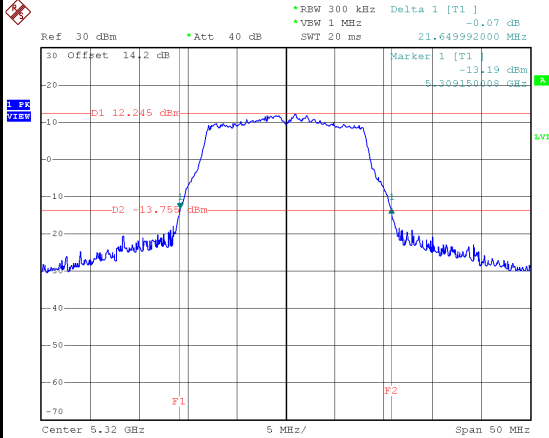
5260 MHz



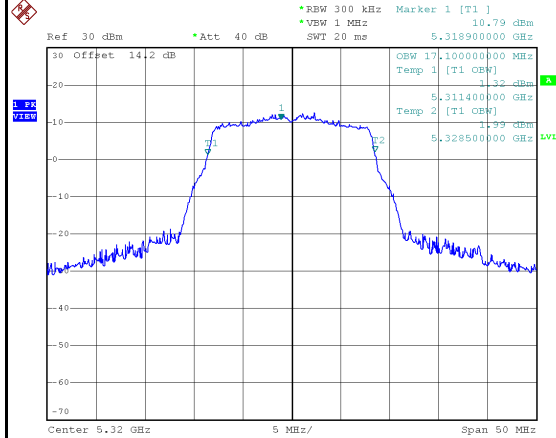
5300 MHz



5320 MHz



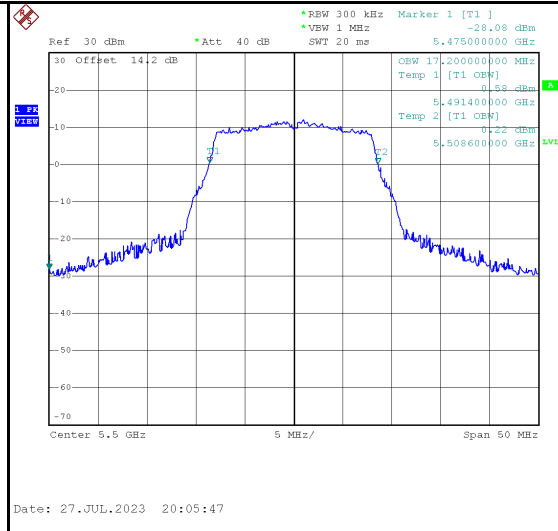
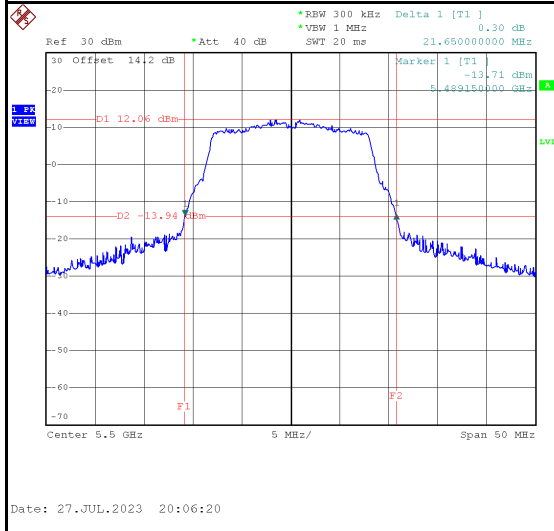
Date: 27.JUL.2023 20:03:09



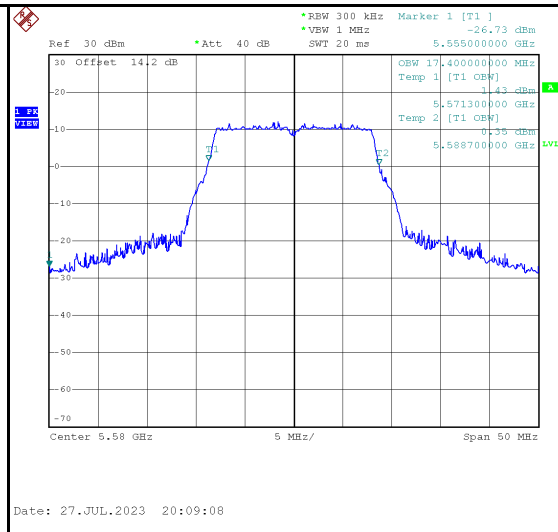
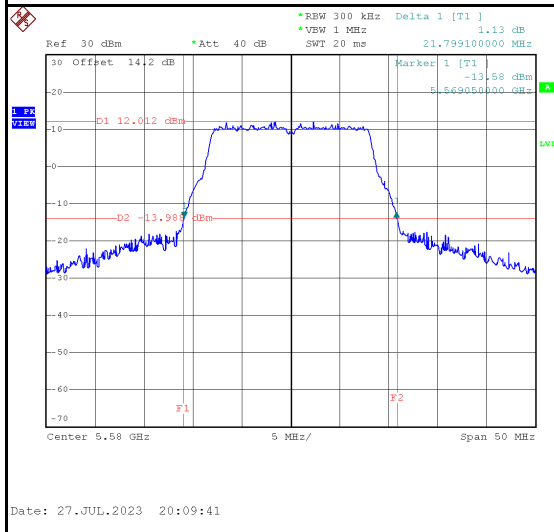
Date: 27.JUL.2023 20:02:36

| Test Frequency (MHz) | 26 dB Bandwidth (MHz) | 99 % Occupied Bandwidth (MHz) | Limit |
|----------------------|-----------------------|-------------------------------|----------|
| 5500 | 21.65 | 17.20 | No limit |
| 5580 | 21.80 | 17.40 | No limit |
| 5700 | 21.95 | 17.40 | No limit |

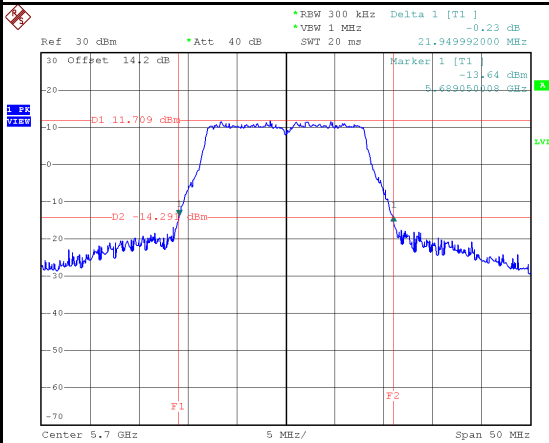
5500 MHz



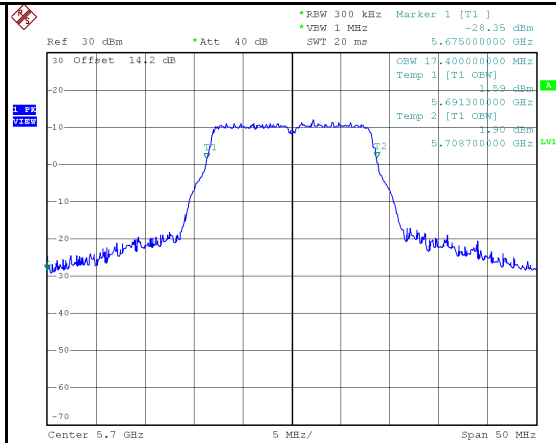
5580 MHz



5700 MHz



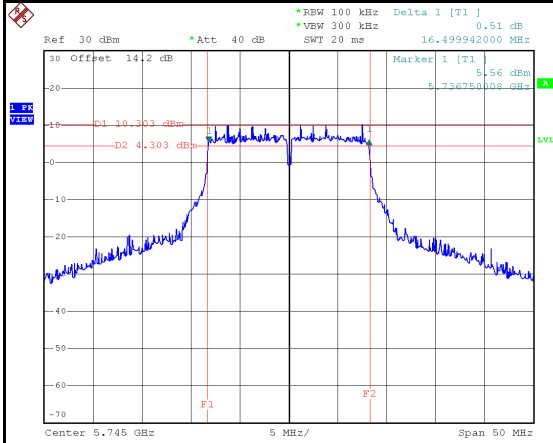
Date: 27.JUL.2023 20:12:40



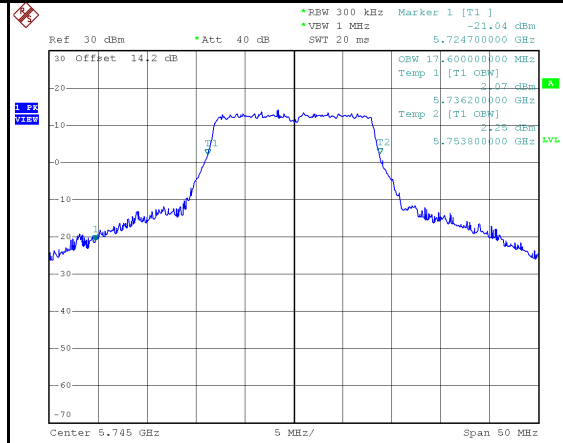
Date: 27.JUL.2023 20:12:07

| Test Frequency (MHz) | 6 dB Bandwidth (MHz) | 99 % Occupied Bandwidth (MHz) | Minimum 6 dB Bandwidth Limit (kHz) | Result |
|----------------------|----------------------|-------------------------------|------------------------------------|--------|
| 5745 | 16.50 | 17.60 | 500 | Pass |
| 5785 | 16.45 | 17.60 | 500 | Pass |
| 5825 | 16.45 | 17.80 | 500 | Pass |

5745 MHz

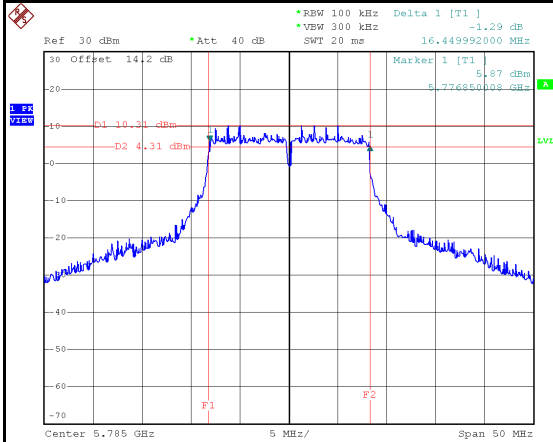


Date: 27.JUL.2023 20:15:50

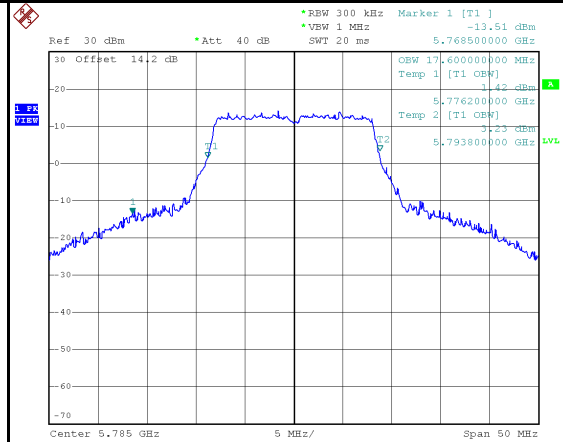


Date: 27.JUL.2023 20:15:12

5785 MHz

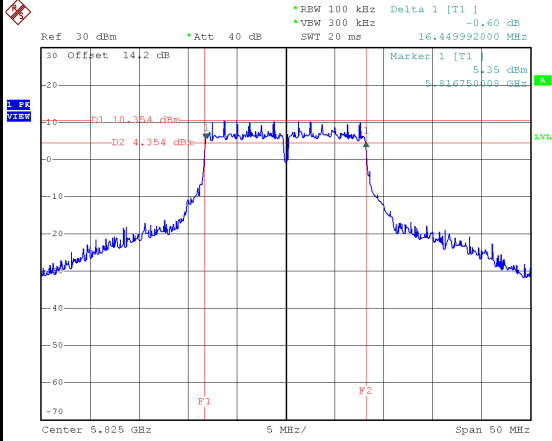


Date: 27.JUL.2023 20:19:30

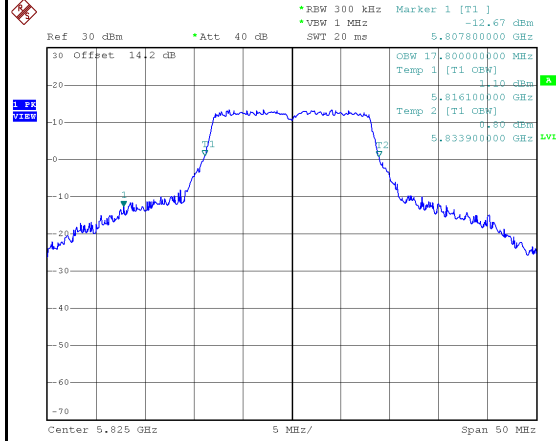


Date: 27.JUL.2023 20:18:52

5825 MHz



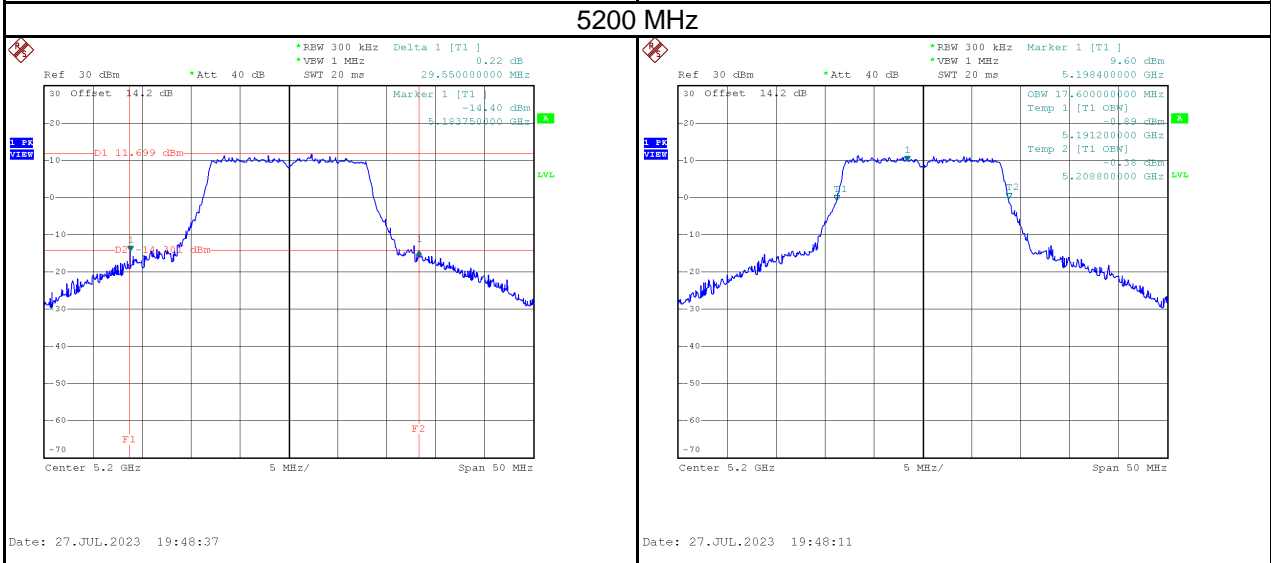
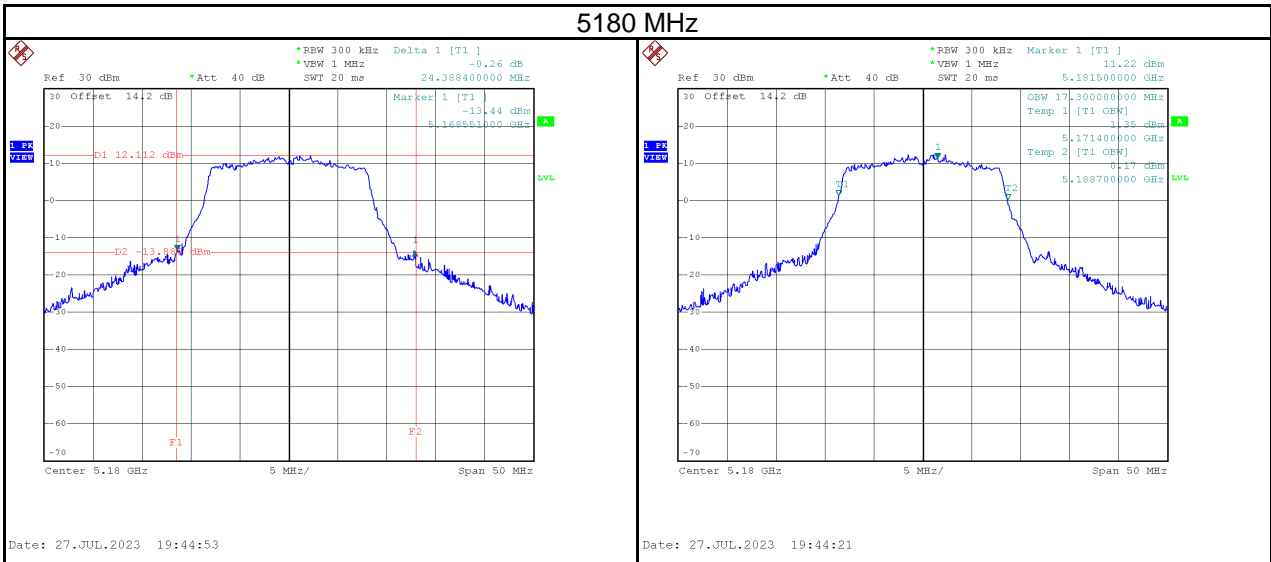
Date: 27.JUL.2023 20:22:48



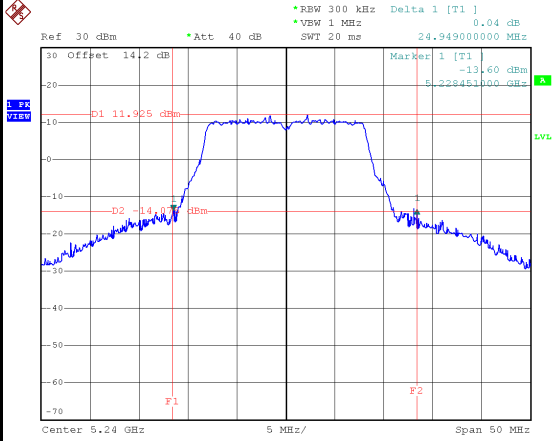
Date: 27.JUL.2023 20:22:09

| | |
|-----------|--------------------------|
| Test Mode | IEEE 802.11a_Antenna DB2 |
|-----------|--------------------------|

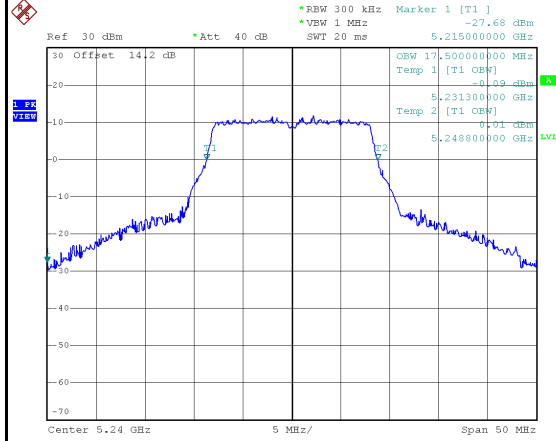
| Test Frequency (MHz) | 26 dB Bandwidth (MHz) | 99 % Occupied Bandwidth (MHz) | Limit |
|----------------------|-----------------------|-------------------------------|----------|
| 5180 | 24.39 | 17.30 | No limit |
| 5200 | 29.55 | 17.60 | No limit |
| 5240 | 24.95 | 17.50 | No limit |



5240 MHz

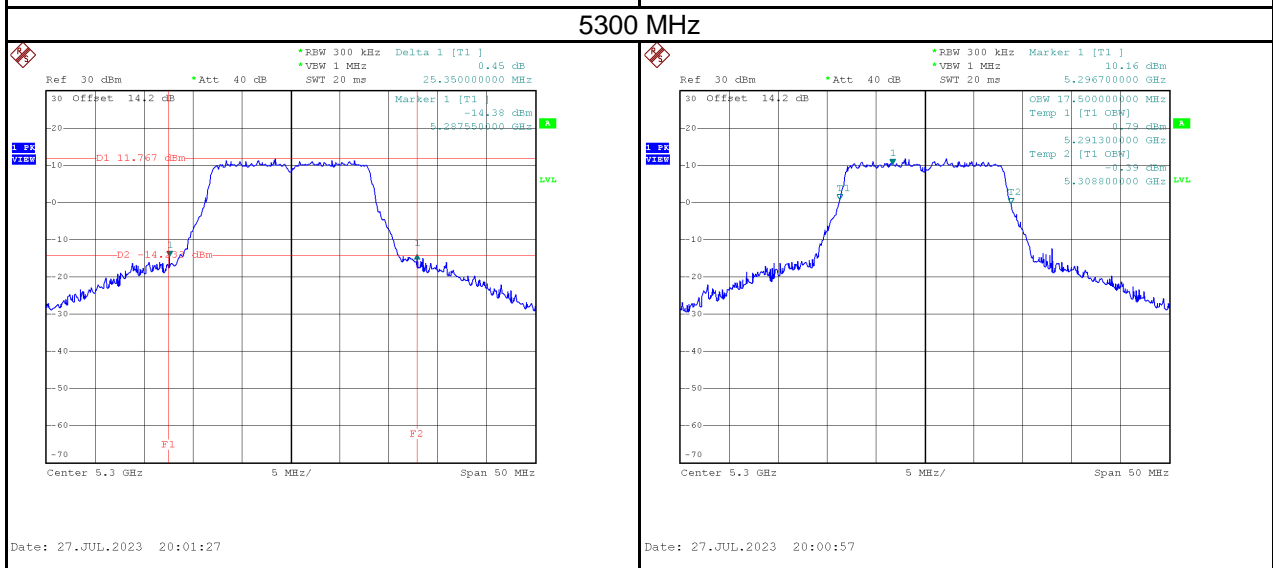
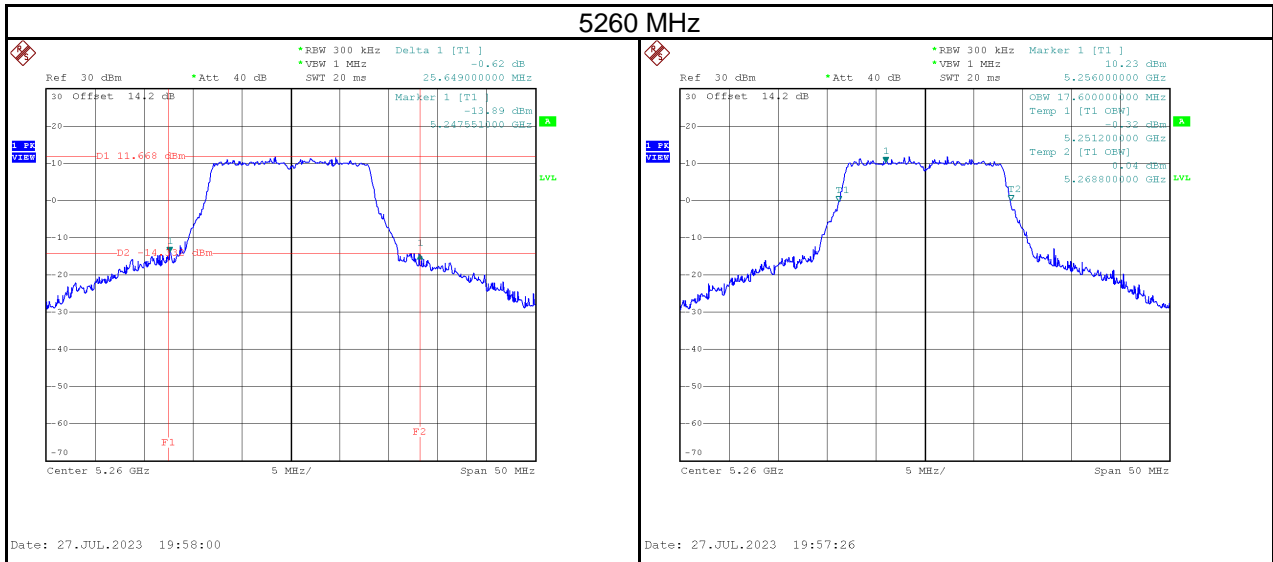


Date: 27.JUL.2023 19:54:36

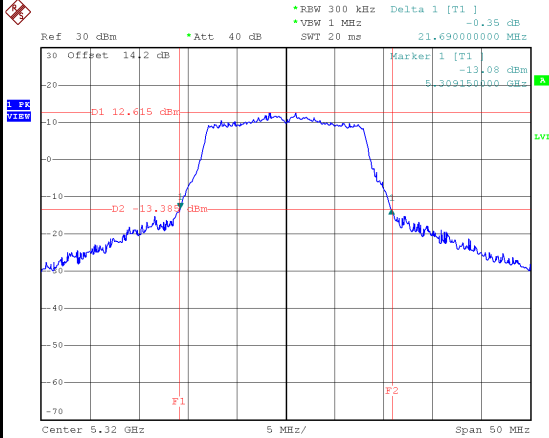


Date: 27.JUL.2023 19:54:01

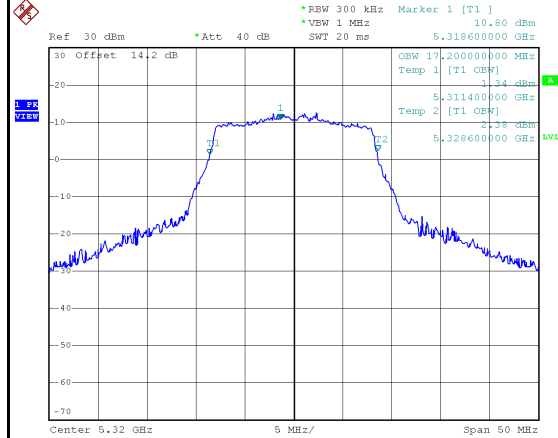
| Test Frequency (MHz) | 26 dB Bandwidth (MHz) | 99 % Occupied Bandwidth (MHz) | Limit |
|----------------------|-----------------------|-------------------------------|----------|
| 5260 | 25.65 | 17.60 | No limit |
| 5300 | 25.35 | 17.50 | No limit |
| 5320 | 21.69 | 17.20 | No limit |



5320 MHz



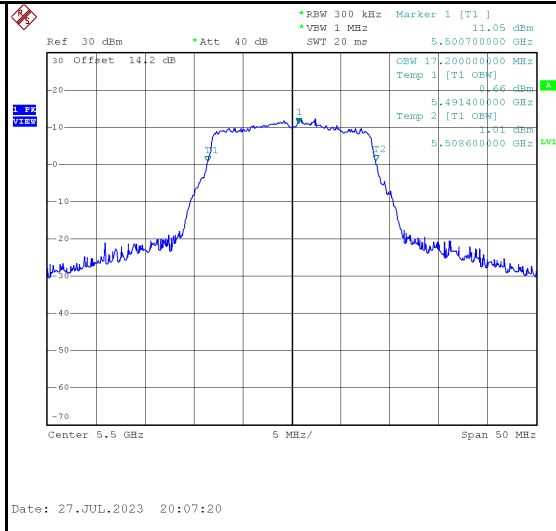
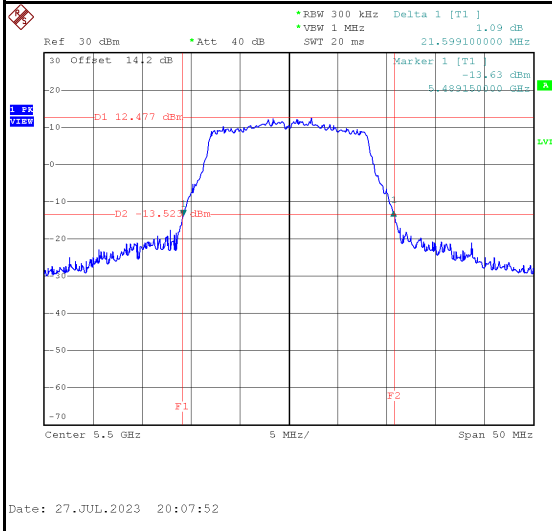
Date: 27.JUL.2023 20:04:39



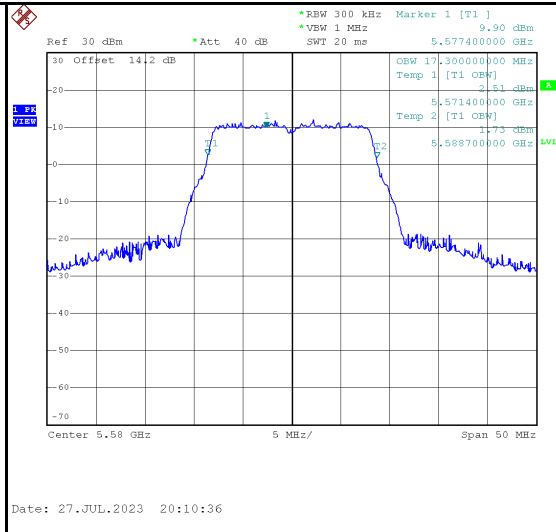
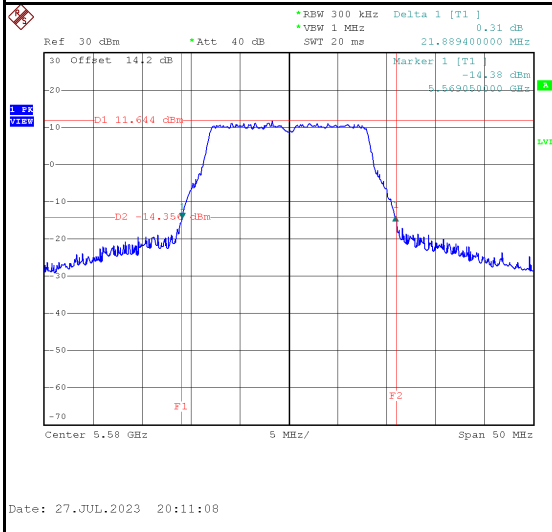
Date: 27.JUL.2023 20:04:05

| Test Frequency (MHz) | 26 dB Bandwidth (MHz) | 99 % Occupied Bandwidth (MHz) | Limit |
|----------------------|-----------------------|-------------------------------|----------|
| 5500 | 21.60 | 17.20 | No limit |
| 5580 | 21.89 | 17.30 | No limit |
| 5700 | 21.76 | 17.40 | No limit |

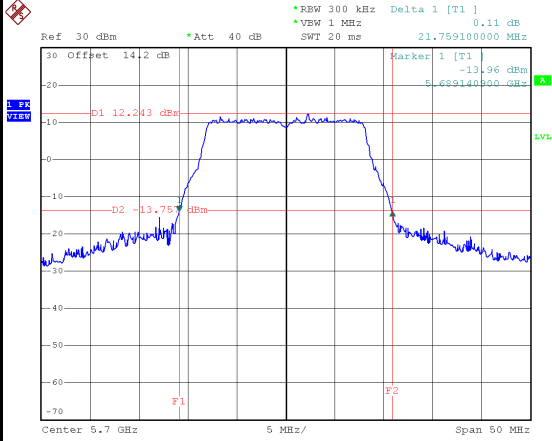
5500 MHz



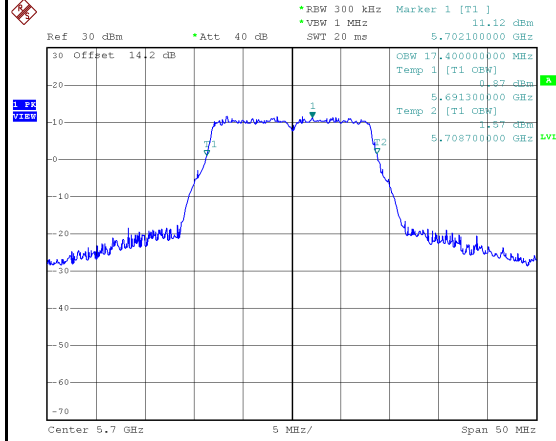
5580 MHz



5700 MHz



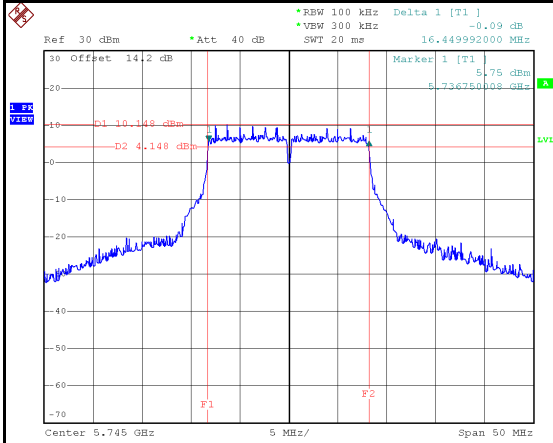
Date: 27.JUL.2023 20:14:12



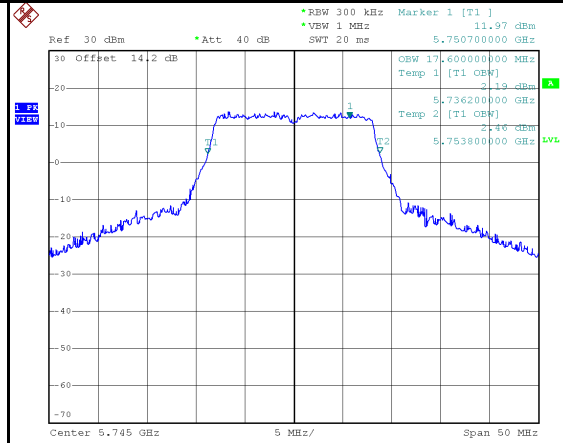
Date: 27.JUL.2023 20:13:39

| Test Frequency (MHz) | 6 dB Bandwidth (MHz) | 99 % Occupied Bandwidth (MHz) | Minimum 6 dB Bandwidth Limit (kHz) | Result |
|----------------------|----------------------|-------------------------------|------------------------------------|--------|
| 5745 | 16.45 | 17.60 | 500 | Pass |
| 5785 | 16.39 | 17.60 | 500 | Pass |
| 5825 | 16.45 | 17.70 | 500 | Pass |

5745 MHz

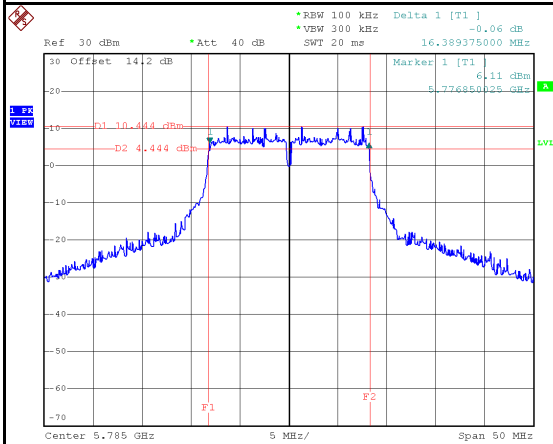


Date: 27.JUL.2023 20:17:35

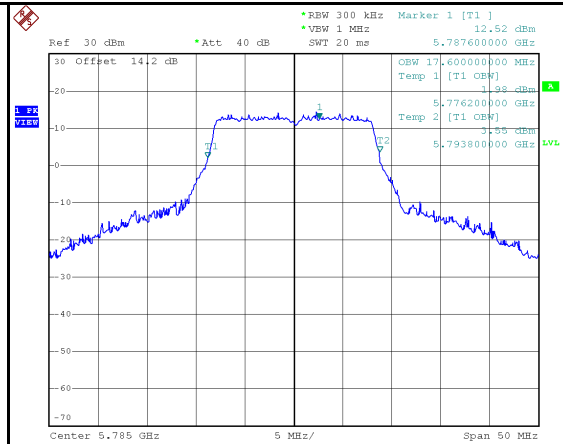


Date: 27.JUL.2023 20:16:56

5785 MHz

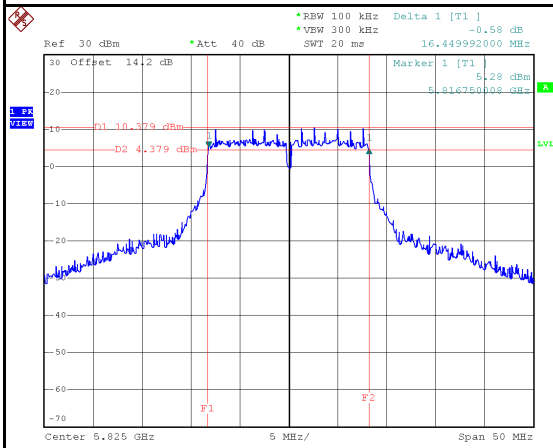


Date: 27.JUL.2023 20:21:07

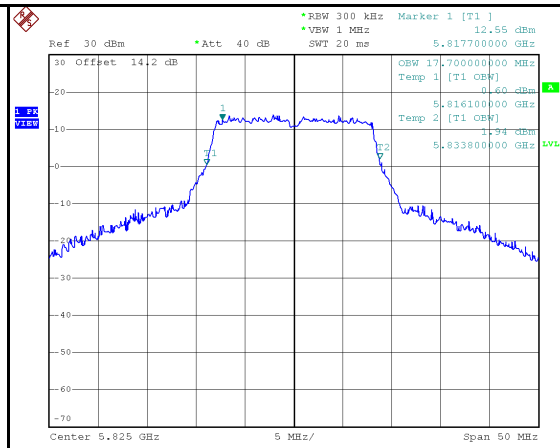


Date: 27.JUL.2023 20:20:28

5825 MHz



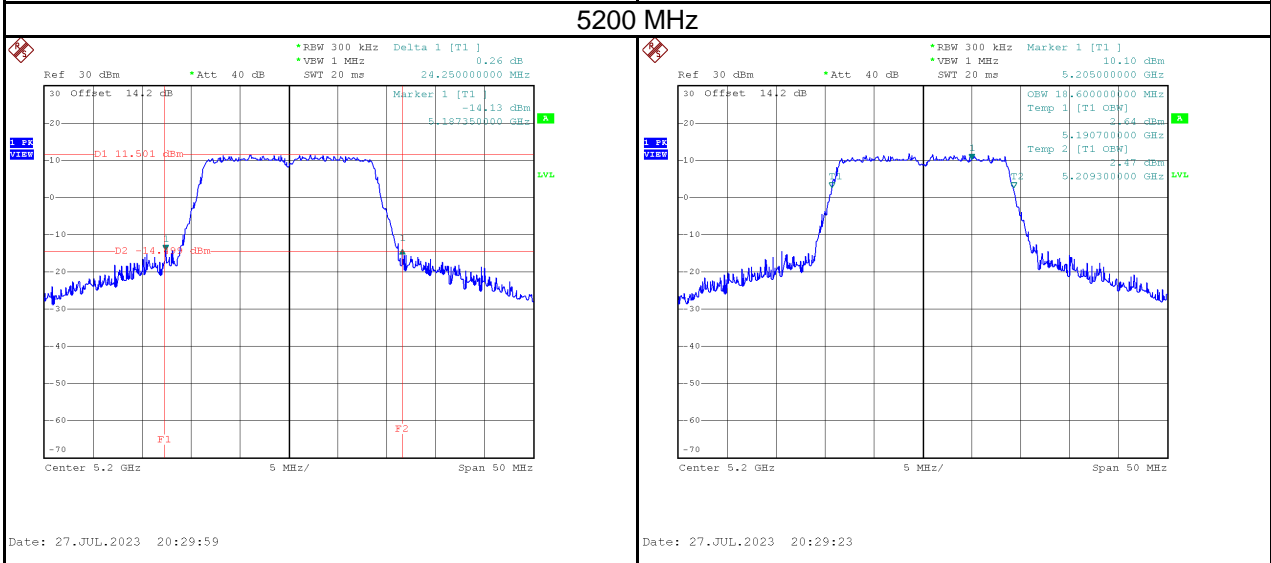
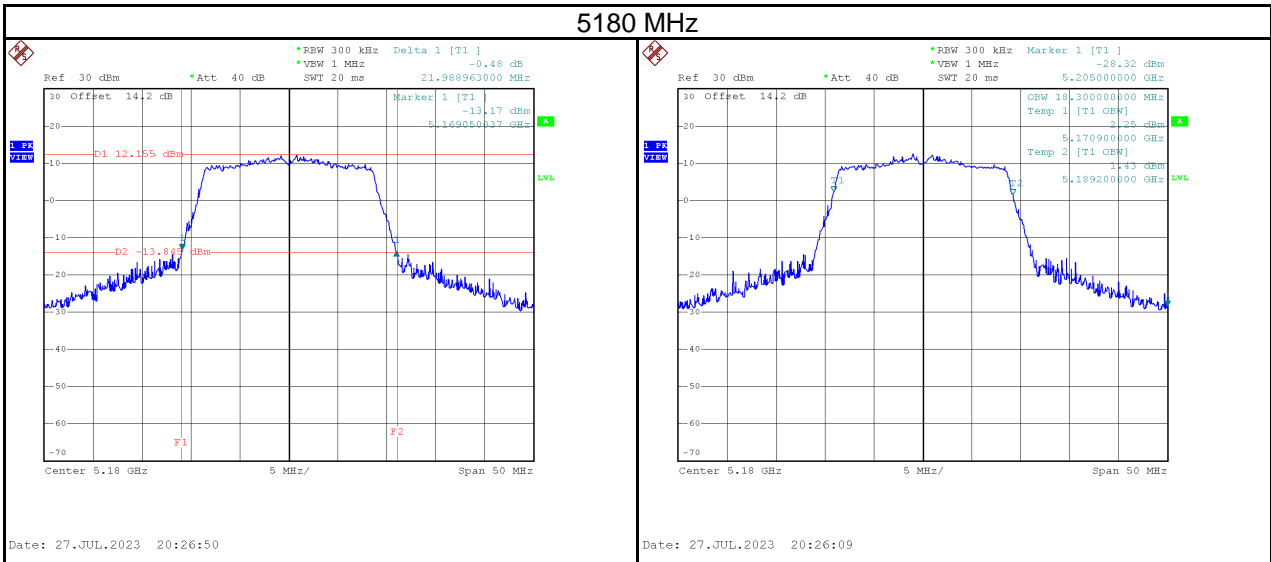
Date: 27.JUL.2023 20:24:20



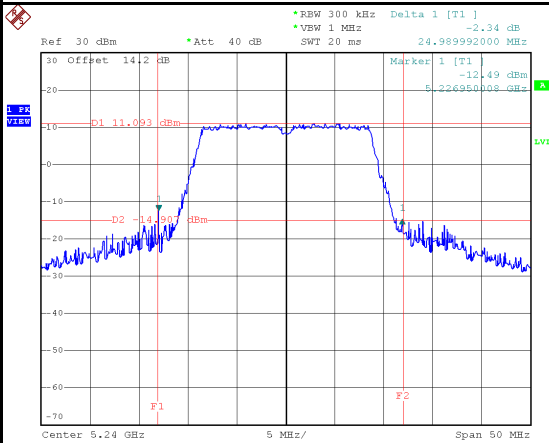
Date: 27.JUL.2023 20:23:42

| | |
|-----------|---------------------------------|
| Test Mode | IEEE 802.11n (HT20)_Antenna DB1 |
|-----------|---------------------------------|

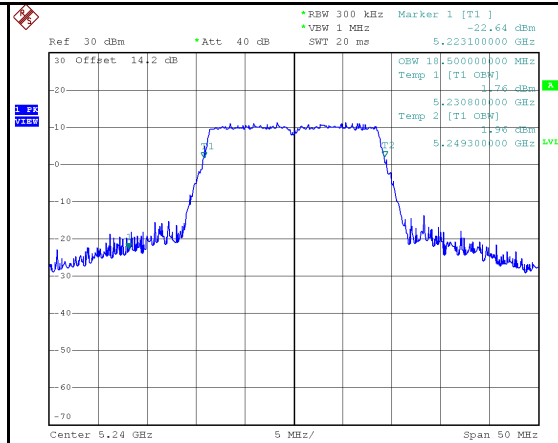
| Test Frequency (MHz) | 26 dB Bandwidth (MHz) | 99 % Occupied Bandwidth (MHz) | Limit |
|----------------------|-----------------------|-------------------------------|----------|
| 5180 | 21.99 | 18.30 | No limit |
| 5200 | 24.25 | 18.60 | No limit |
| 5240 | 24.99 | 18.50 | No limit |



5240 MHz



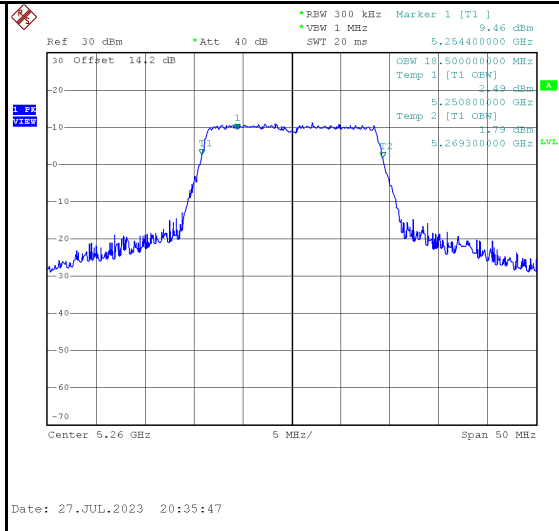
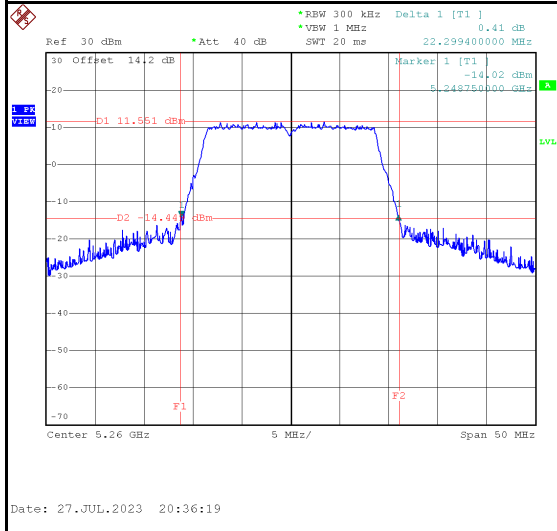
Date: 27.JUL.2023 20:33:23



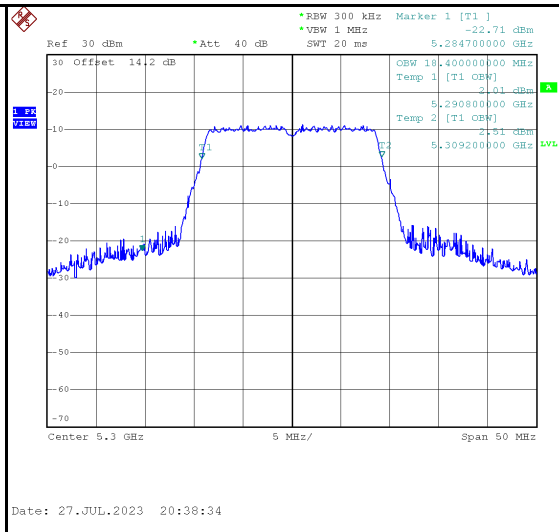
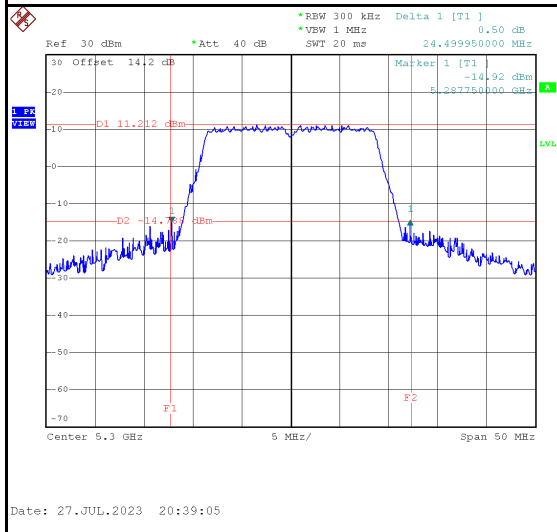
Date: 27.JUL.2023 20:32:45

| Test Frequency (MHz) | 26 dB Bandwidth (MHz) | 99 % Occupied Bandwidth (MHz) | Limit |
|----------------------|-----------------------|-------------------------------|----------|
| 5260 | 22.30 | 18.50 | No limit |
| 5300 | 24.50 | 18.40 | No limit |
| 5320 | 21.79 | 18.30 | No limit |

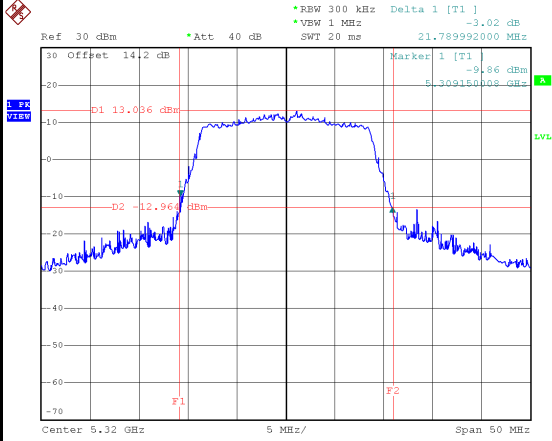
5260 MHz



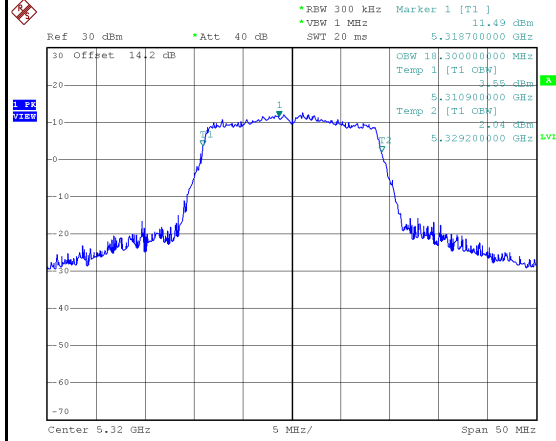
5300 MHz



5320 MHz



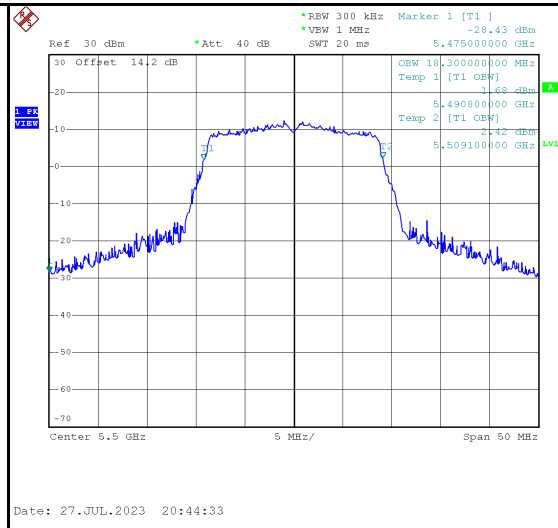
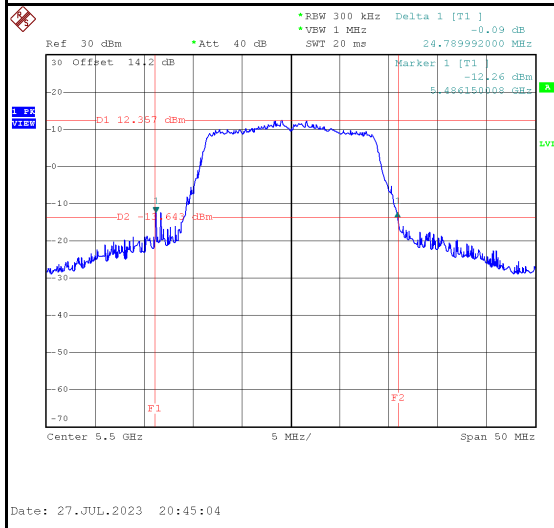
Date: 27.JUL.2023 20:42:09



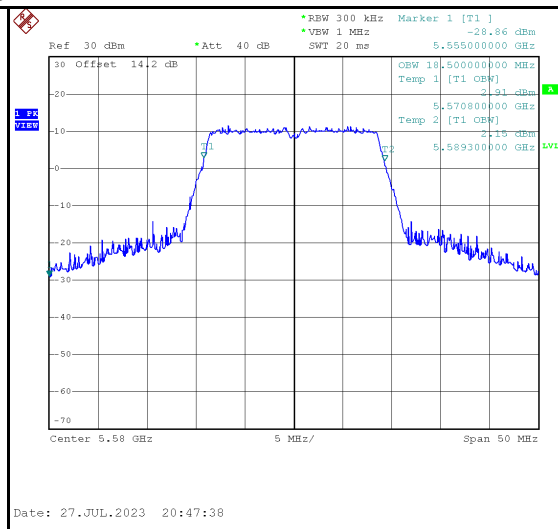
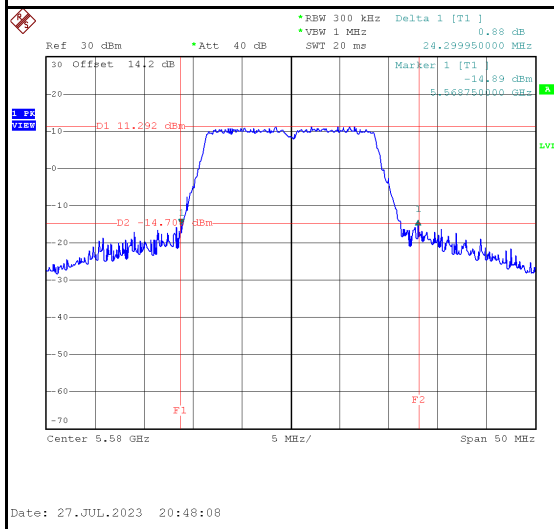
Date: 27.JUL.2023 20:41:25

| Test Frequency (MHz) | 26 dB Bandwidth (MHz) | 99 % Occupied Bandwidth (MHz) | Limit |
|----------------------|-----------------------|-------------------------------|----------|
| 5500 | 24.79 | 18.30 | No limit |
| 5580 | 24.30 | 18.50 | No limit |
| 5700 | 22.19 | 18.40 | No limit |

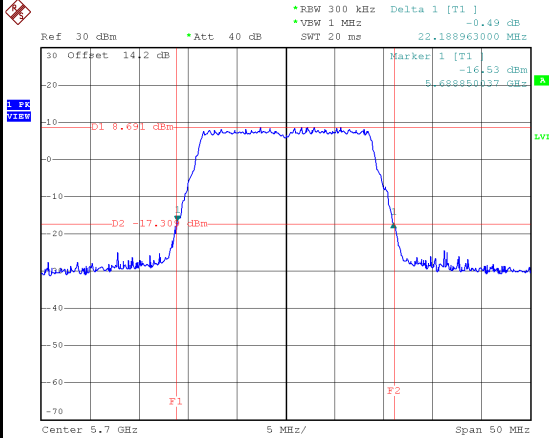
5500 MHz



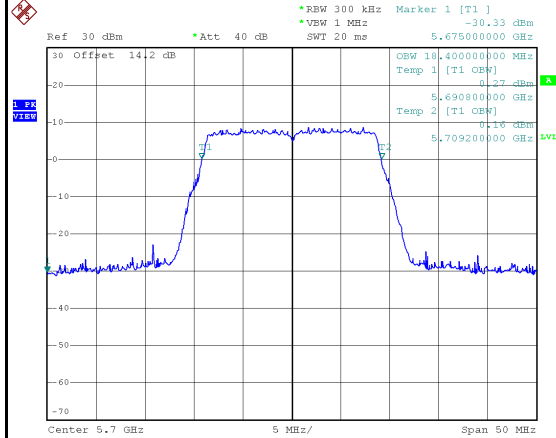
5580 MHz



5700 MHz



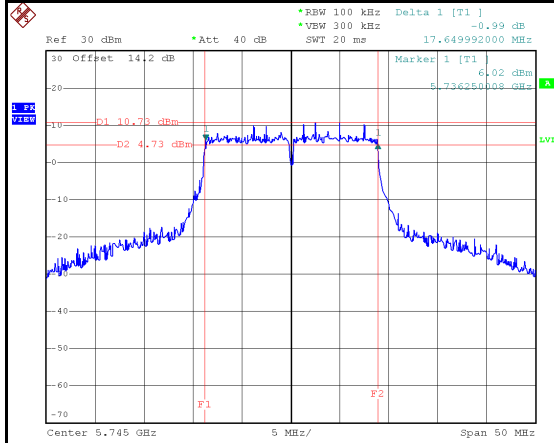
Date: 27.JUL.2023 20:51:07



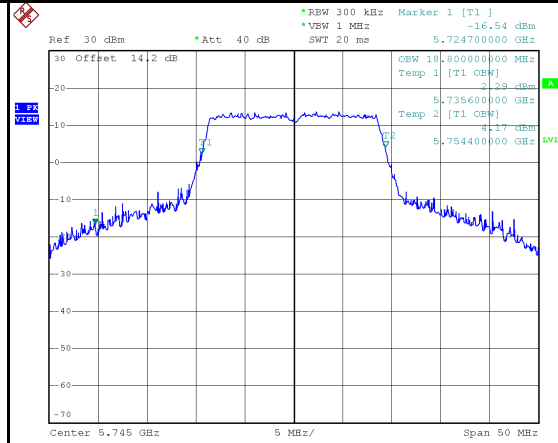
Date: 27.JUL.2023 20:50:33

| Test Frequency (MHz) | 6 dB Bandwidth (MHz) | 99 % Occupied Bandwidth (MHz) | Minimum 6 dB Bandwidth Limit (kHz) | Result |
|----------------------|----------------------|-------------------------------|------------------------------------|--------|
| 5745 | 17.65 | 18.80 | 500 | Pass |
| 5785 | 17.55 | 18.90 | 500 | Pass |
| 5825 | 17.70 | 18.80 | 500 | Pass |

5745 MHz

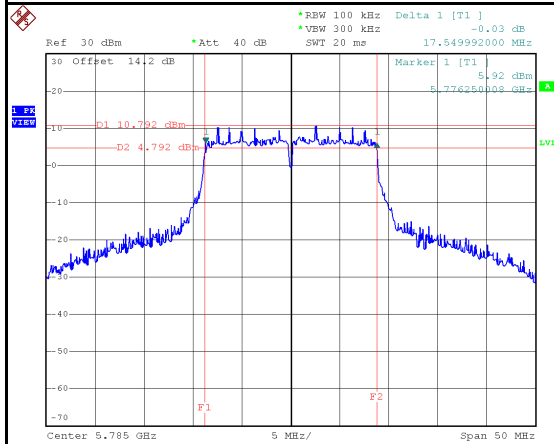


Date: 27.JUL.2023 20:54:15

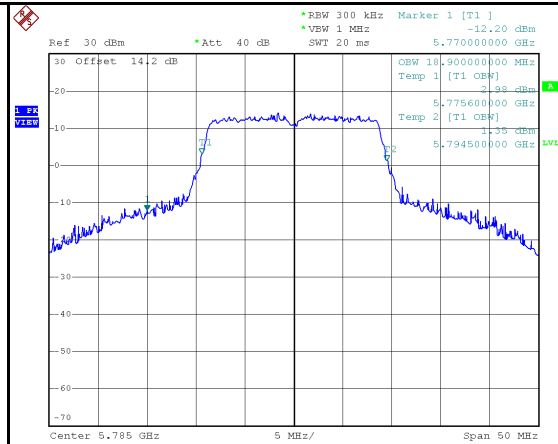


Date: 27.JUL.2023 20:53:38

5785 MHz

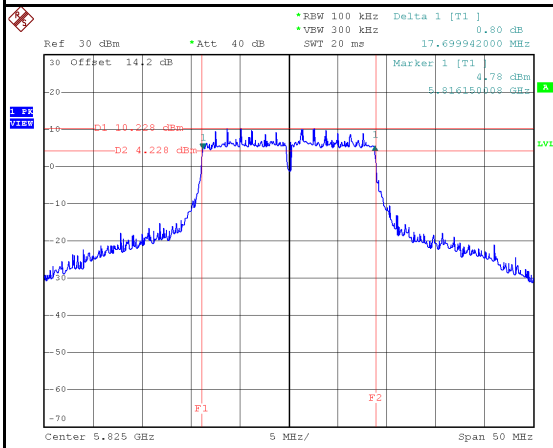


Date: 27.JUL.2023 20:57:39

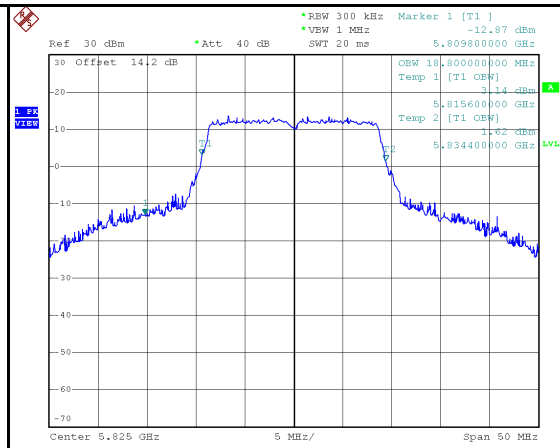


Date: 27.JUL.2023 20:57:01

5825 MHz



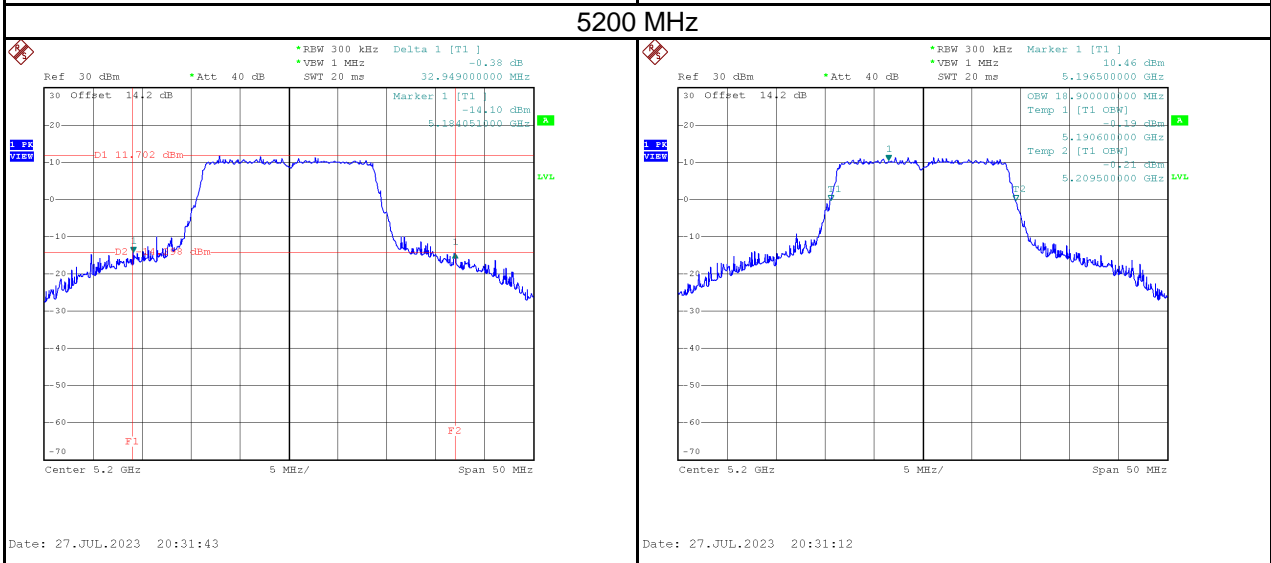
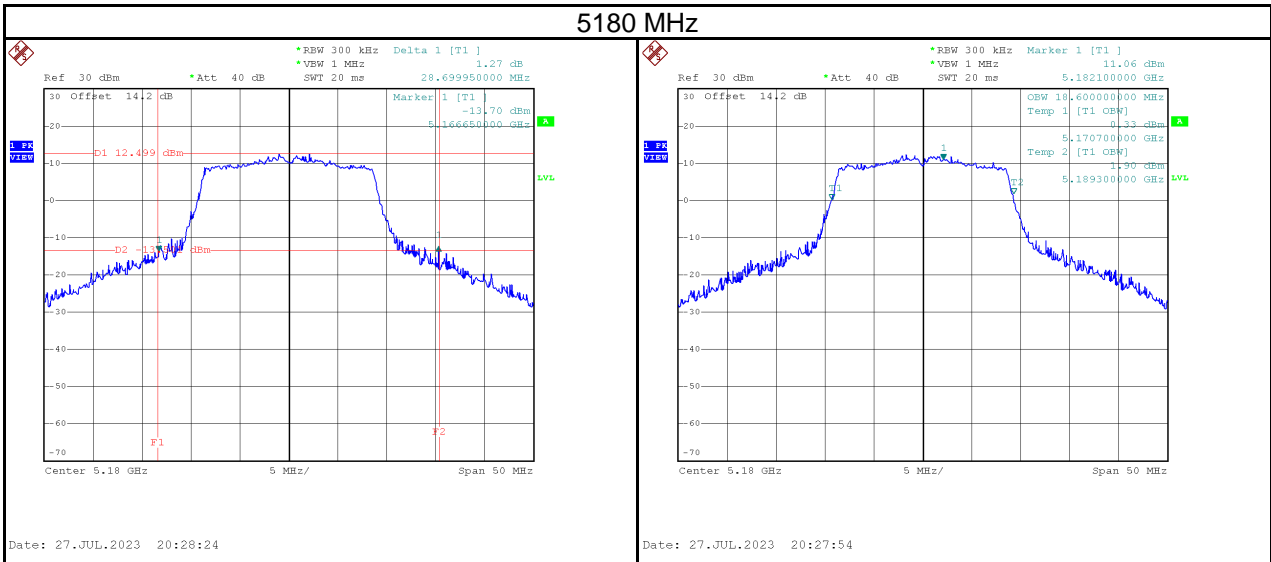
Date: 27.JUL.2023 21:02:09



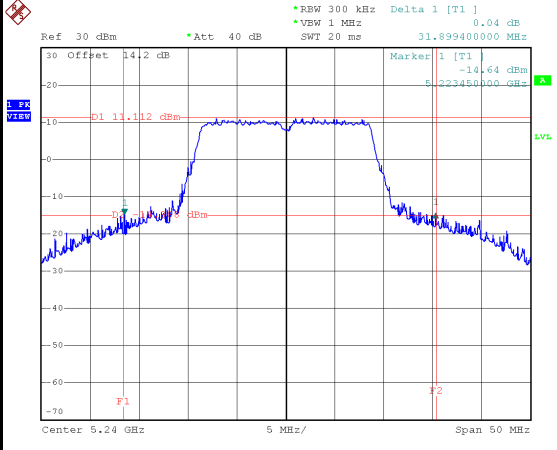
Date: 27.JUL.2023 21:01:32

| | |
|-----------|---------------------------------|
| Test Mode | IEEE 802.11n (HT20)_Antenna DB2 |
|-----------|---------------------------------|

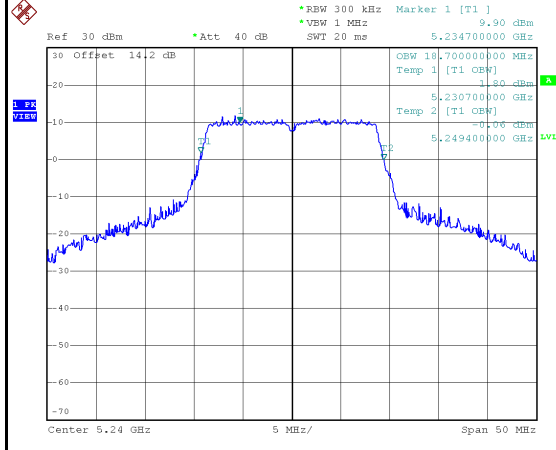
| Test Frequency (MHz) | 26 dB Bandwidth (MHz) | 99 % Occupied Bandwidth (MHz) | Limit |
|----------------------|-----------------------|-------------------------------|----------|
| 5180 | 28.70 | 18.60 | No limit |
| 5200 | 32.95 | 18.90 | No limit |
| 5240 | 31.90 | 18.70 | No limit |



5240 MHz



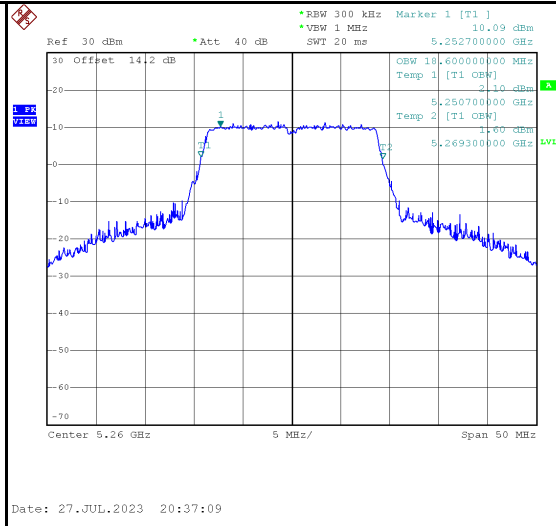
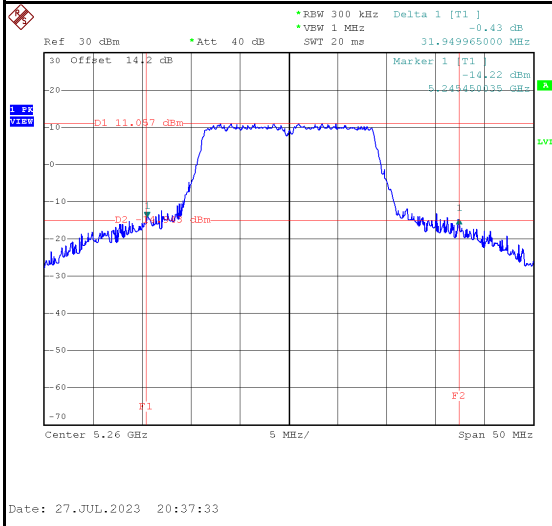
Date: 27.JUL.2023 20:34:44



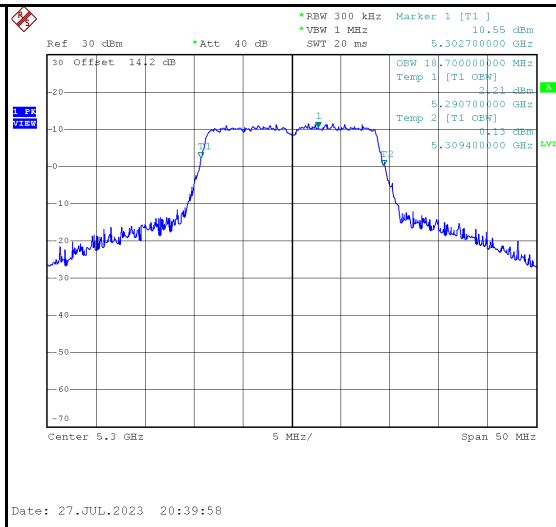
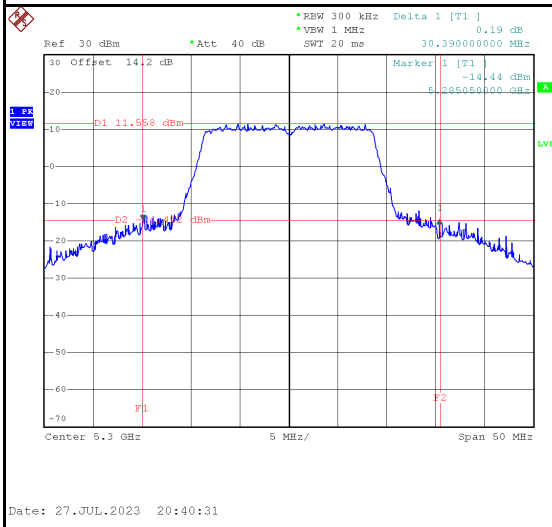
Date: 27.JUL.2023 20:34:16

| Test Frequency (MHz) | 26 dB Bandwidth (MHz) | 99 % Occupied Bandwidth (MHz) | Limit |
|----------------------|-----------------------|-------------------------------|----------|
| 5260 | 31.95 | 18.60 | No limit |
| 5300 | 30.39 | 18.70 | No limit |
| 5320 | 28.05 | 18.40 | No limit |

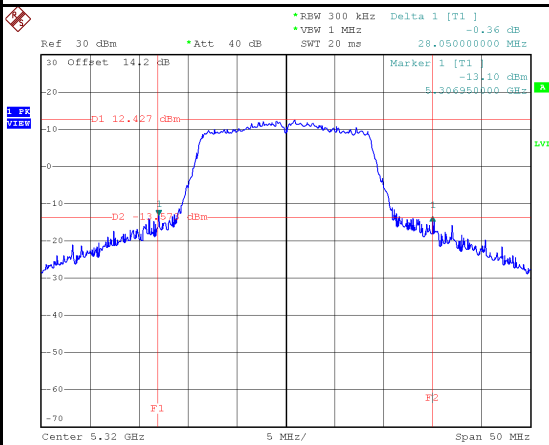
5260 MHz



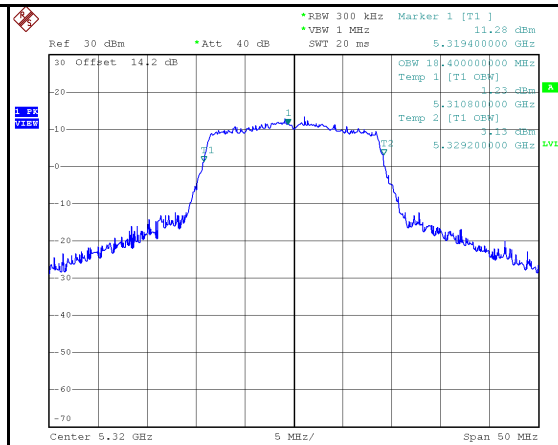
5300 MHz



5320 MHz



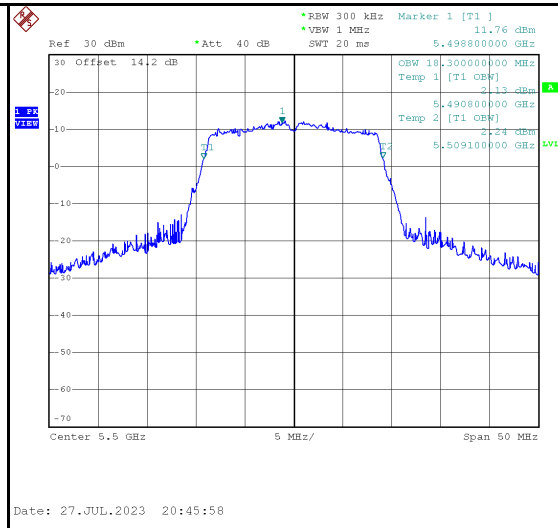
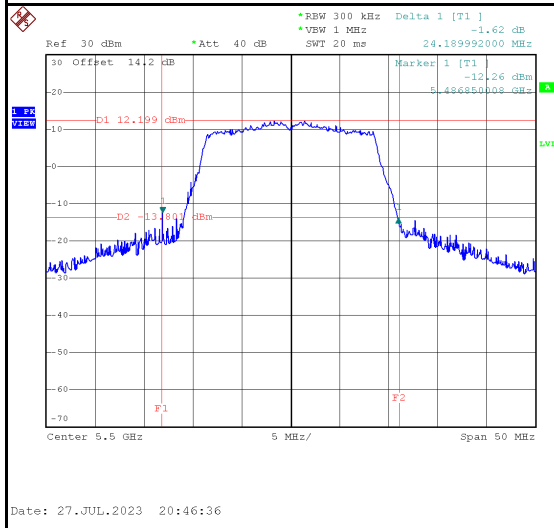
Date: 27.JUL.2023 20:43:31



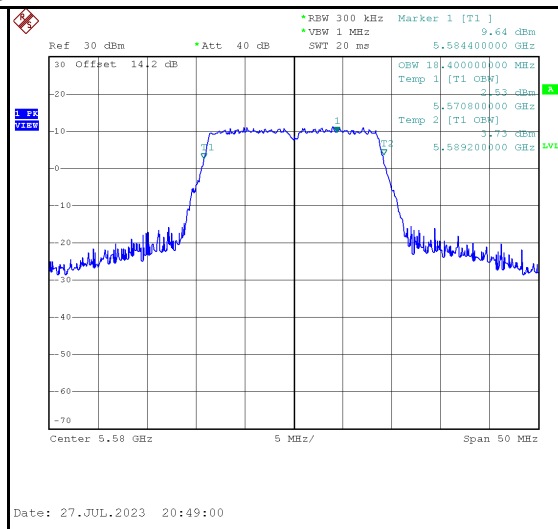
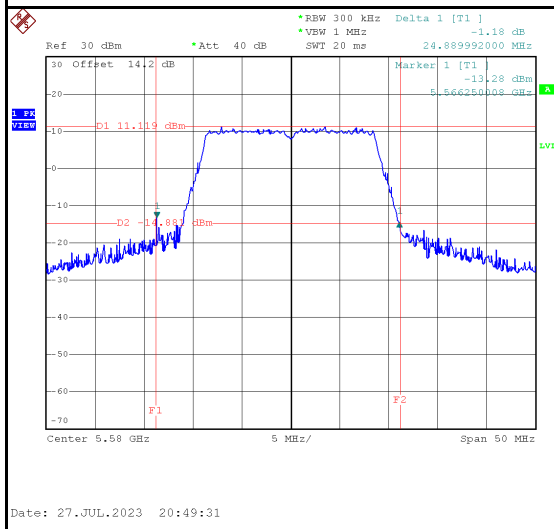
Date: 27.JUL.2023 20:43:01

| Test Frequency (MHz) | 26 dB Bandwidth (MHz) | 99 % Occupied Bandwidth (MHz) | Limit |
|----------------------|-----------------------|-------------------------------|----------|
| 5500 | 24.19 | 18.30 | No limit |
| 5580 | 24.89 | 18.40 | No limit |
| 5700 | 22.25 | 18.40 | No limit |

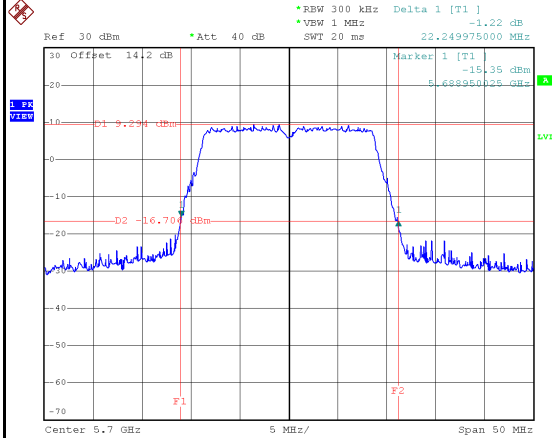
5500 MHz



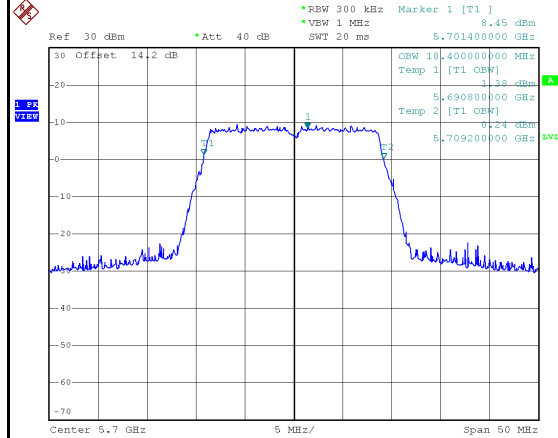
5580 MHz



5700 MHz



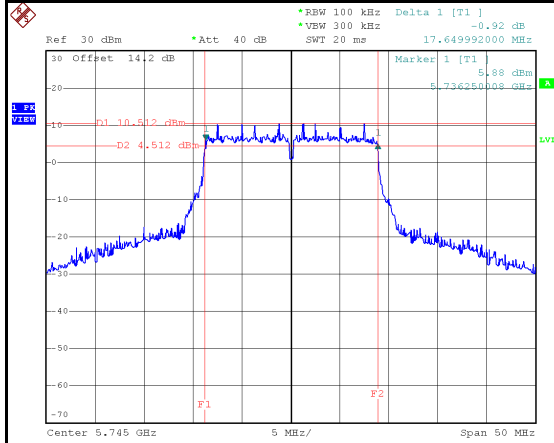
Date: 27.JUL.2023 20:52:32



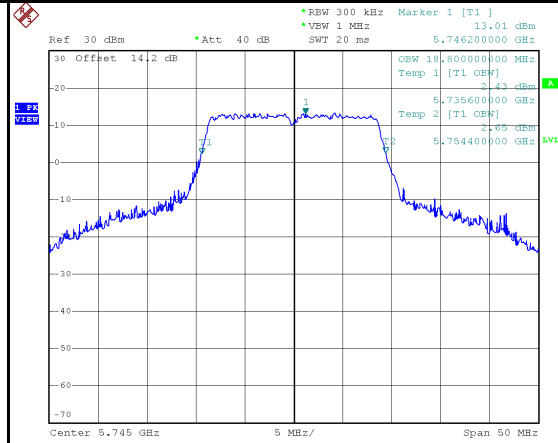
Date: 27.JUL.2023 20:51:59

| Test Frequency (MHz) | 6 dB Bandwidth (MHz) | 99 % Occupied Bandwidth (MHz) | Minimum 6 dB Bandwidth Limit (kHz) | Result |
|----------------------|----------------------|-------------------------------|------------------------------------|--------|
| 5745 | 17.65 | 18.80 | 500 | Pass |
| 5785 | 17.55 | 18.80 | 500 | Pass |
| 5825 | 17.70 | 18.80 | 500 | Pass |

5745 MHz

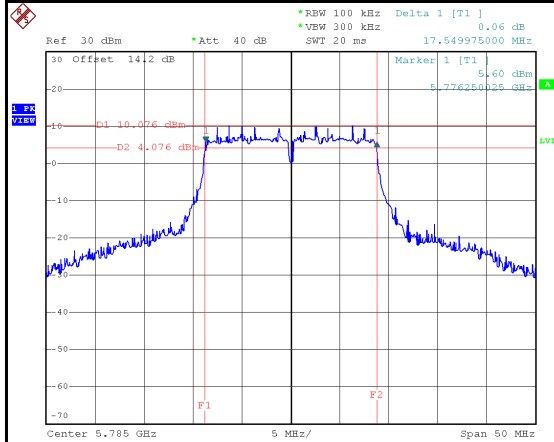


Date: 27.JUL.2023 20:55:46

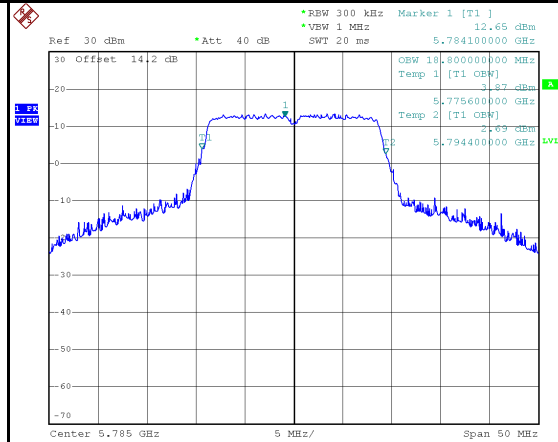


Date: 27.JUL.2023 20:55:09

5785 MHz

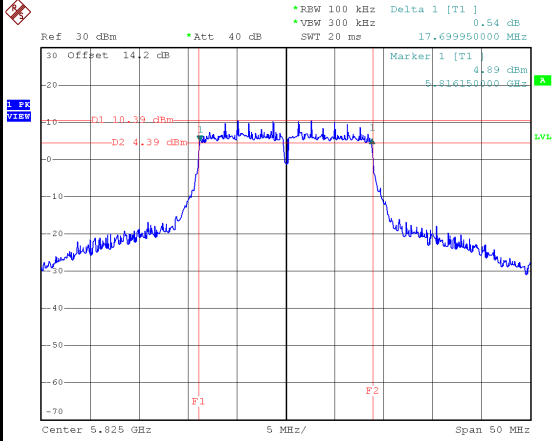


Date: 27.JUL.2023 21:00:29

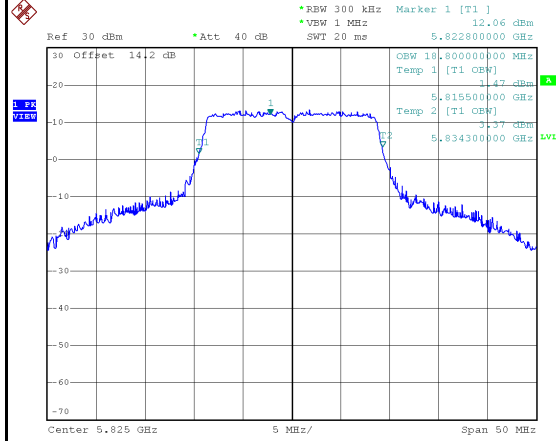


Date: 27.JUL.2023 20:59:51

5825 MHz



Date: 27.JUL.2023 21:03:36

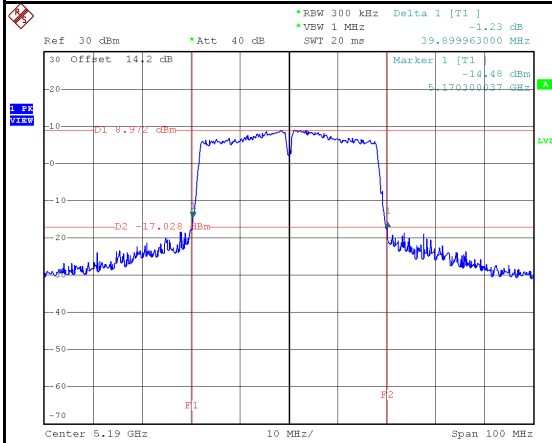


Date: 27.JUL.2023 21:02:59

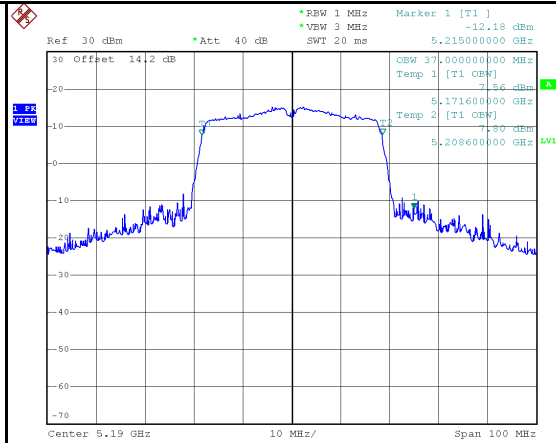
| | |
|-----------|---------------------------------|
| Test Mode | IEEE 802.11n (HT40)_Antenna DB1 |
|-----------|---------------------------------|

| Test Frequency (MHz) | 26 dB Bandwidth (MHz) | 99 % Occupied Bandwidth (MHz) | Limit |
|----------------------|-----------------------|-------------------------------|----------|
| 5190 | 39.90 | 37.00 | No limit |
| 5230 | 41.00 | 37.40 | No limit |

5190 MHz

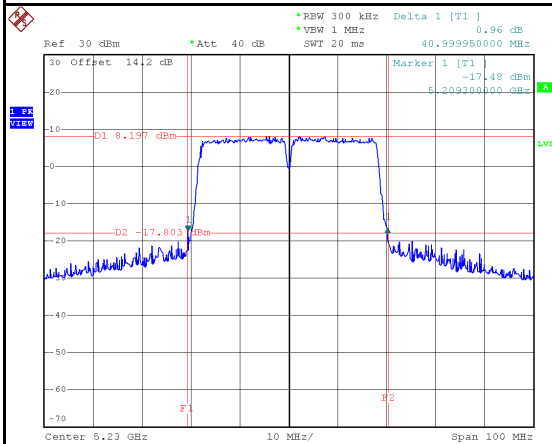


Date: 27.JUL.2023 21:05:16

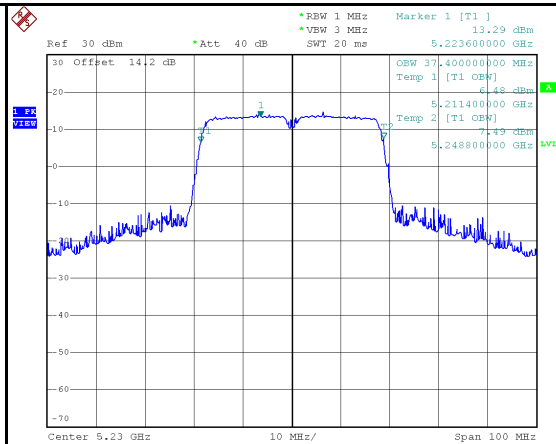


Date: 27.JUL.2023 21:04:39

5230 MHz



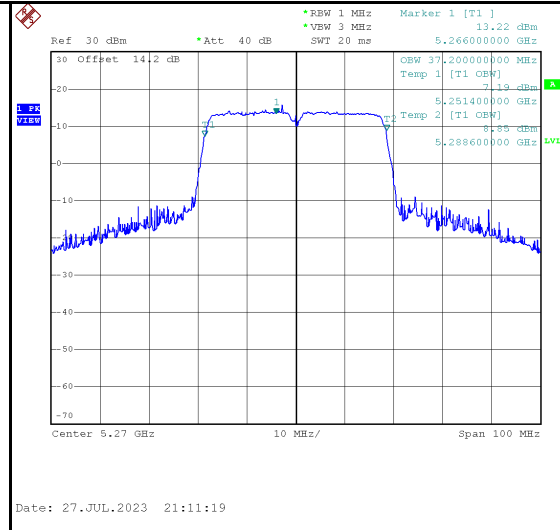
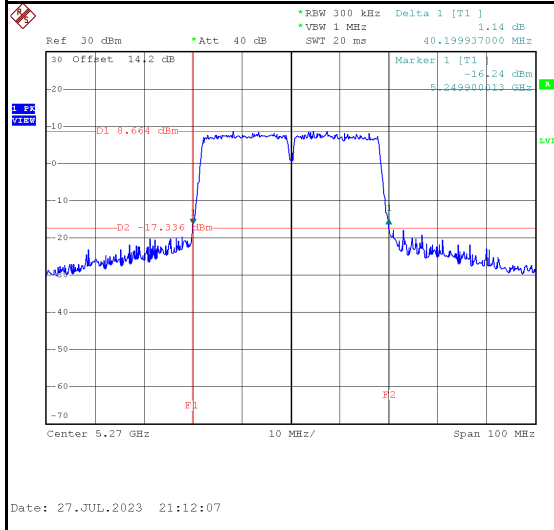
Date: 27.JUL.2023 21:08:26



Date: 27.JUL.2023 21:07:52

| Test Frequency (MHz) | 26 dB Bandwidth (MHz) | 99 % Occupied Bandwidth (MHz) | Limit |
|----------------------|-----------------------|-------------------------------|----------|
| 5270 | 40.20 | 37.20 | No limit |
| 5310 | 39.79 | 36.80 | No limit |

5270 MHz



5310 MHz

