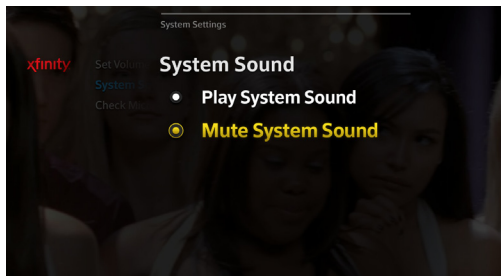


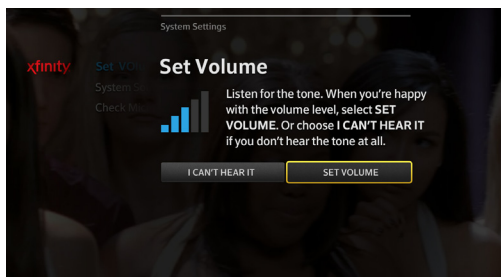
### • Audio Settings: System Sound

System Sound refers to the sounds (such as chimes and melodies) heard as you navigate the menus or lists. You can choose to play or mute these sounds.



### • Audio Settings: Set Volume

While the microphone test confirms that you will be heard, the volume check verifies that you'll be able to hear your contact. Follow the steps to set your volume.



### Helpful Hints to Set Volume

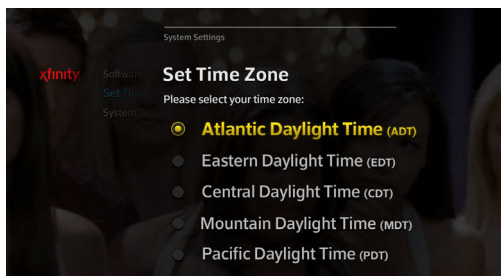
- If you can't hear anything, make sure your TV sound is not muted.
- If you're using an audio receiver, disconnect the SPDIF (Optical Digital Audio) cable from your set-top box, plug it into the Audio port and try again.

### • Network Settings

See the section, *Connect to Your Home Network*, on page 15 for instructions on connecting to your network. If you need additional help, if you need additional help, please visit <http://trials.comcast.net/> or call 855-417-9342.

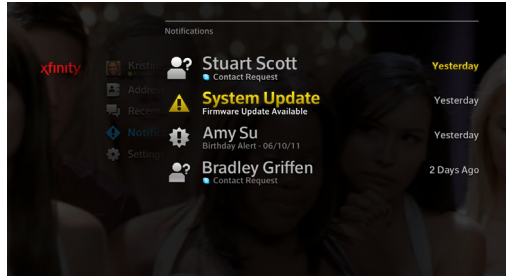
### • General Settings: Set Time Zone

Select your time zone by choosing from the options shown. Selecting your time zone will help provide the most accurate call time records, which you'll find in your **Recent** conversations.

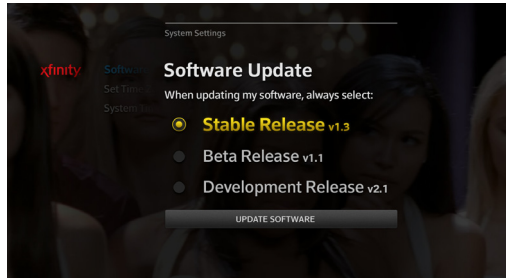


### • General Settings: Software Update

From time to time, you will be alerted via Notifications about software updates to enhance your service.



Onscreen directions will guide you through these simple steps. They'll indicate how long they'll take, any actions required or any issues that may occur.

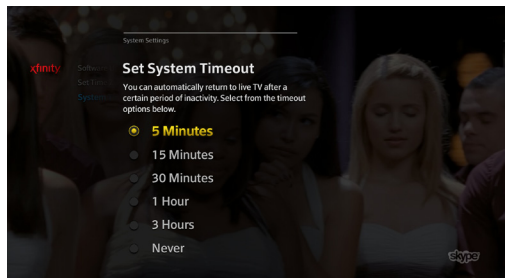


### • General Settings: System Timeout

If you don't use Skype on TV while you're signed in, the system will automatically return to your TV program. You can decide how much inactive time should pass before Skype on TV switches to TV, or opt for no timeouts at all.

- The default setting for a system timeout is 7 days
- The default setting for a call or chat timeout is 4 hours

⚠ If you choose **Never** as your timeout option, be aware that screen burn may occur on your TV (particularly on plasma TVs). Screen burn, a permanent mark on your TV screen that degrades image quality, occurs when the same image remains on your screen for an extended period of time.



## Glossary

**Audio Call**

Connecting with your Contacts through audio only

**Available WiFi Networks**

Nearby WiFi networks, such your own home network, which Skype on TV lists in the network connection setup screens

**Avatar**

Personalized graphic (photo, image) that contacts will see (on your profile and during audio calls or text chats).

**Blocked Contact**

A contact you've restricted from calling or texting you via Skype on TV

**Calls**

Video and audio conversations with your contacts

**Chats**

Texting with your Contacts

**Contacts**

Anyone you're connected with through Skype on TV

**Conversations**

Audio and video calls, as well as text chats, with your contacts

**Custom Groups** (Not available at this time)

Personalized groups of contacts pulled from your XFINITY and Skype contacts

**Ethernet Connection**

An Ethernet cable connects the XFINITY® adaptor with your router/modem to establish a wired network connection

**Favorites**

Your online XFINITY contacts will also appear as Favorites on TV the next time you sign in or sync.

**Hidden WiFi Network**

A WiFi network not listed under available WiFi networks. If your home network is hidden, you'll have to enter additional security information to connect.

**Mood**

Optional personalized message that lets your contacts know what you're doing, how you're feeling or whatever is on your mind

**Network Name (SSID)**

Identification of your WiFi home network needed if you want to connect to a hidden WiFi network

**Notifications**

Alerts and updates awaiting your review and response

**Pairing**

Process of syncing two different electronic devices, such as this system's remote and XFINITY® adaptor, so they can work together

**Primary Comcast ID**

Comcast account holder who can create, delete and suspend secondary accounts

**Profile**

Unique combination of a Comcast ID and a Skype Name

**Recent**

List of your recent calls or chats, shown with most recent ones first

**Security Encryption Methods**

Secures the data within your home wireless network

**Settings**

View and update profile and system information, including privacy and security preferences.

**Skype**

Software application integrated with Skype on TV that enables video and audio calls, as well as text chats.

**SPDIF Cable**

Optical digital audio cable (not included) required to connect the XFINITY® adaptor if you use a digital audio receiver in your home entertainment system

**Status**

Lets your contacts know your availability to connect

**Suggestions**

List of potential contacts from your XFINITY contacts who have a Skype account, but are not yet connected to you via Skype or Skype on TV

**Text Chat**

Sending and receiving text messages using your remote that can be viewed on your TV

**USB Extension Cable**

Cable needed if the camera cable is not long enough to reach the Camera port on the back of the adaptor box (not provided)

**Video calls**

Connecting with your Contacts through video and audio

**Views**

Options for displaying layout (self-view, other caller and TV programming)

**WiFi**

Wireless industry standard for connecting electronic devices, such as XFINITY® adaptor, to your home network

**WPS (WiFi Protected Setup)**

Button on top of your adaptor box used to pair with your WiFi home network (to be used only if you own a WPS-capable router or modem/currently not available)



## Legal and Safety Information



## WARRANTY AND DISCLAIMER

(a) Limited Warranty. COMCAST DOES NOT WARRANT THAT THE ADAPTOR BOX WILL OPERATE WITHOUT INTERRUPTION OR WILL BE ERROR-FREE, OR THAT ALL ERRORS MAY BE CORRECTED. COMCAST'S SOLE LIABILITY, AND YOUR SOLE REMEDY, FOR BREACH OF THE FOREGOING WARRANTY WILL BE, AT COMCAST'S SOLE DISCRETION, REPAIR OR REPLACEMENT OF THE PRODUCT.

(b) Limitations. The foregoing warranty does not extend to problems in the adaptor box that result from: (i) Your failure to implement all error corrections to the adaptor box which are made available by Comcast and/or Skype; (ii) any use of the adaptor box in a manner for which it was not designed or as not authorized by Comcast and/or Skype; or (iii) any use of the adaptor box with other products, hardware or products not supplied by, and inconsistent with the documentation provided by, Comcast and/or Skype.

(c) Disclaimer. EXCEPT AS EXPRESSLY SET FORTH ABOVE, COMCAST MAKES NO WARRANTIES, WHETHER EXPRESS, IMPLIED, STATUTORY OR OTHERWISE, WITH RESPECT TO THE PRODUCT. COMCAST HEREBY SPECIFICALLY DISCLAIMS ALL OTHER EXPRESS, STATUTORY AND IMPLIED WARRANTIES AND CONDITIONS, INCLUDING THE IMPLIED WARRANTIES OF MERCHANTABILITY, FITNESS FOR A PARTICULAR PURPOSE, NON-INFRINGEMENT AND THE IMPLIED CONDITION OF SATISFACTORY QUALITY. THE ADAPTOR BOX IS SUPPLIED ON AN "AS IS" BASIS WITHOUT WARRANTY. YOU ASSUME ALL RESPONSIBILITIES FOR SELECTION OF THE ADAPTOR BOX TO ACHIEVE YOUR INTENDED RESULTS, AND FOR THE INSTALLATION AND USE OF THE ADAPTOR BOX. Some jurisdictions do not allow a limitation on implied warranties, and so the foregoing disclaimer may not apply to You.

## LIMITATION OF LIABILITY

YOUR SOLE AND EXCLUSIVE RECOURSE IN THE EVENT OF ANY DISSATISFACTION WITH OR DAMAGE ARISING FROM THE USE OF THE ADAPTOR BOX, AND COMCAST'S MAXIMUM LIABILITY, SHALL BE LIMITED TO REPAIR OR REPLACEMENT OF THE ADAPTOR BOX. EXCEPT AS EXPRESSLY STATED ABOVE, IN NO EVENT WILL COMCAST BE LIABLE FOR ANY DAMAGES, INCLUDING BUT NOT LIMITED TO, INCIDENTAL, SPECIAL, CONSEQUENTIAL, EXEMPLARY, OR INDIRECT DAMAGES, AND INCLUDING BUT NOT LIMITED TO, COST OF COVER, LOSS OF DATA, LOSS OF PROFITS, BUSINESS INTERRUPTION, LOSS OF BUSINESS INFORMATION, OR OTHER PECUNIARY LOSS, OR ANY OTHER LOSS OR DAMAGE SUFFERED BY YOU OR ANY THIRD PARTY, WHETHER SUCH DAMAGES ARE DIRECT, INDIRECT, CONSEQUENTIAL, SPECIAL, OR INCIDENTAL AND HOWEVER ARISING UNDER ANY THEORY OF LAW, ARISING FROM THE USE OF OR INABILITY TO USE THE ADAPTOR BOX, NO MATTER HOW CAUSED AND ON ANY THEORY OF LIABILITY. BECAUSE SOME STATES/ JURISDICTIONS DO NOT ALLOW THE EXCLUSION OR LIMITATION OF LIABILITY FOR CONSEQUENTIAL OR INCIDENTAL DAMAGES, SOME OF THE ABOVE LIMITATIONS MAY NOT APPLY TO YOU, BUT THEY SHALL APPLY TO THE MAXIMUM EXTENT PERMITTED BY LAW.

16999670

## FCC Regulations

This device complies with part 15 of the FCC Rules. Operation is subject to the following two conditions: (1) This device may not cause harmful interference, and (2) this device must accept any interference received, including interference that may cause undesired operation.

**CAUTION:** Changes or modifications not expressly approved by the manufacturer responsible for compliance could void the user's authority to operate the equipment.

This equipment has been tested and found to comply with the limits for a Class B digital device, pursuant to part 15 of the FCC Rules. These limits are designed to provide reasonable protection against harmful interference in a residential installation. This equipment generates, uses and can radiate radio frequency energy and, if not installed and used in accordance with the instructions, may cause harmful interference to radio communications. However, there is no guarantee that interference will not occur in a particular installation. If this equipment does cause harmful interference to radio or television reception, which can be determined by turning the equipment off and on, the user is encouraged to try to correct the interference by one or more of the following measures:

- Reorient or relocate the receiving antenna.
- Increase the separation between the equipment and receiver.
- Connect the equipment into an outlet on a circuit different from that to which the receiver is connected.
- Consult the dealer or an experienced radio/TV technician for help.



This symbol indicates that there are important operating and maintenance instructions in the literature accompanying this unit.



This symbol indicates that dangerous voltage constituting a risk of electric shock is present within this unit.

## Using Your Adaptor Box Safely

Your adaptor box has been manufactured to meet American safety standards, but care must be taken to ensure proper performance. It is important that you read this booklet completely, especially the safety instructions below. If you have any doubts about the installation, operation, or safety of your unit, please contact your Customer Service.

## Important Safety Instructions

- Read these instructions.
- Keep these instructions.
- Heed all warnings.
- Follow all instructions.
- Do not use this apparatus near water.
- Clean only with dry cloth.
- Do not block any ventilation openings. Install in accordance with the manufacturer's instructions.
- Do not install near any heat sources such as radiators, heat registers, stoves, or other apparatus (including amplifiers) that produce heat.

- Protect the power cord from being walked on or pinched particularly at plugs, convenience receptacles, and the point where they exit from the apparatus.
- Only use attachments/accessories specified by the manufacturer.
- Unplug this apparatus during lightning storms or when unused for long periods of time.
- Refer all servicing to qualified service personnel. Servicing is required when the apparatus has been damaged in any way, such as power-supply cord or plug is damaged, liquid has been spilled or objects have fallen into the apparatus, the apparatus has been exposed to rain or moisture, does not operate normally, or has been dropped.

### Connecting to the Power Supply

- This product is designed to operate at 120VAC, 60Hz.
- Warning: Use only the power supply that came with your unit. If the power supply needs to be replaced, contact Customer Service to obtain an authorized replacement.
- If you are in any doubt about the power source, the plug, or connection, please consult Customer Service.

### Ensuring Optimum Performance

- Leave 6 to 8 inches of clearance around the unit to ensure proper ventilation and air circulation.
- To clean the unit, use a dry, clean soft cloth with no cleaning solvent or abrasive products. Clean the ventilation openings regularly.

### Environmental Information

- The batteries, provided with the remote, contain some hazardous substances which pollute the environment. Do not dispose of them with other articles. Take care to dispose of them at special recycling collection points.

## Skype™ Terms and Conditions

Use of Skype is subject at all times to the Skype terms of use, found here <http://www.skype.com/intl/en-us/legal/terms/tou/> and privacy policy, found here <http://www.skype.com/intl/en-us/legal/privacy/general/>.

To use Skype, you will need a Skype account and a broadband Internet connection.

### NO ACCESS TO EMERGENCY SERVICES:

The Skype Software is not a replacement for your ordinary mobile or fixed line telephone. The Skype Software does not allow you to make emergency calls to emergency services. You must make alternative communications arrangements to ensure that you can make emergency calls if needed.

The Skype name, associated trade marks and logos, and the "S" logo, are trade marks of Skype Limited.

*The adaptor box is manufactured under license from Dolby Laboratories.*