



FCC RF Test Report

APPLICANT : Vantiva USA LLC
EQUIPMENT : DOCSIS 3.1
BRAND NAME : Vantiva
MODEL NAME : CGM4981COM2
FCC ID : G954981X2
STANDARD : FCC Part 15 Subpart C §15.247
CLASSIFICATION : (DTS) Digital Transmission System
TEST DATE(S) : Dec. 01, 2023 ~ Dec. 08, 2023

We, Sporton International Inc. (Kunshan), would like to declare that the tested sample has been evaluated in accordance with the test procedures and has been in compliance with the applicable technical standards.

The test results in this report apply exclusively to the tested model / sample. Without written approval of Sporton International Inc. (Kunshan), the test report shall not be reproduced except in full.

Jason Jia



Approved by: Jason Jia

Sporton International Inc. (Kunshan)

**No. 1098, Pengxi North Road, Kunshan Economic Development Zone Jiangsu Province 215300
People's Republic of China**



TABLE OF CONTENTS

REVISION HISTORY.....3

SUMMARY OF TEST RESULT4

1 GENERAL DESCRIPTION.....5

1.1 Applicant5

1.2 Manufacturer.....5

1.3 Product Feature of Equipment Under Test.....5

1.4 Product Specification of Equipment Under Test.....5

1.5 Modification of EUT5

1.6 Specification of Accessory.....6

1.7 Testing Location6

1.8 Test Software.....6

1.9 Applicable Standards.....6

2 TEST CONFIGURATION OF EQUIPMENT UNDER TEST.....7

2.1 Carrier Frequency Channel7

2.2 Test Mode.....8

2.3 Connection Diagram of Test System.....9

2.4 Support Unit used in test configuration and system9

2.5 EUT Operation Test Setup9

2.6 Measurement Results Explanation Example.....10

3 TEST RESULT11

3.1 6dB and 99% Bandwidth Measurement11

3.2 Output Power Measurement.....12

3.3 Power Spectral Density Measurement13

3.4 Conducted Band Edges and Spurious Emission Measurement14

3.5 Radiated Band Edges and Spurious Emission Measurement15

3.6 AC Conducted Emission Measurement.....19

3.7 Antenna Requirements.....21

4 LIST OF MEASURING EQUIPMENT.....22

5 MEASUREMENT UNCERTAINTY23

APPENDIX A. CONDUCTED TEST RESULTS

APPENDIX B. AC CONDUCTED EMISSION TEST RESULT

APPENDIX C. RADIATED SPURIOUS EMISSION

APPENDIX D. DUTY CYCLE PLOTS

APPENDIX E. SETUP PHOTOGRAPHS



REVISION HISTORY

REPORT NO.	VERSION	DESCRIPTION	ISSUED DATE
FR391301A	Rev. 01	Initial issue of report	Dec. 18, 2023



SUMMARY OF TEST RESULT

Report Section	FCC Rule	Description	Limit	Result	Remark
3.1	15.247(a)(2)	6dB Bandwidth	≥ 0.5MHz	Pass	-
3.1	-	99% Bandwidth	-	Report only	-
3.2	15.247(b)(3)	Peak Output Power	≤ 30dBm	Pass	-
3.3	15.247(e)	Power Spectral Density	≤ 8dBm/3kHz	Pass	-
3.4	15.247(d)	Conducted Band Edges and Spurious Emission	≤ 20dBc	Pass	-
3.5	15.247(d)	Radiated Band Edges and Spurious Emission	15.209(a) & 15.247(d)	Pass	Under limit 0.55 dB at 2483.560 MHz
3.6	15.207	AC Conducted Emission	15.207(a)	Pass	Under limit 19.13 dB at 2.736 MHz
3.7	15.203 & 15.247(b)	Antenna Requirement	15.203 & 15.247(b)	Pass	-

Conformity Assessment Condition:

- The test results (PASS/FAIL) with all measurement uncertainty excluded are presented against the regulation limits or in accordance with the requirements stipulated by the applicant/manufacturer who shall bear all the risks of non-compliance that may potentially occur if measurement uncertainty is taken into account.
- The measurement uncertainty please refer to each test result in the section "Measurement Uncertainty"

Disclaimer:

The product specifications of the EUT presented in the test report that may affect the test assessments are declared by the manufacturer who shall take full responsibility for the authenticity.



1 General Description

1.1 Applicant

Vantiva USA LLC
4855 Peachtree Industrial Blvd. Suite 200 Norcross, Georgia 30092

1.2 Manufacturer

Vantiva USA LLC
4855 Peachtree Industrial Blvd. Suite 200 Norcross, Georgia 30092

1.3 Product Feature of Equipment Under Test

Product Feature	
Equipment	DOCSIS 3.1
Brand Name	Vantiva
Model Name	CGM4981COM2
FCC ID	G954981X2
HW Version	FGR1
SW Version	6.2p30s1
EUT Stage	Identical Prototype

Remark: The above EUT's information was declared by manufacturer. Please refer to the specifications or user's manual for more detailed description.

1.4 Product Specification of Equipment Under Test

Standards-related Product Specification	
Tx/Rx Frequency Range	2402 MHz ~ 2480 MHz
Number of Channels	40
Carrier Frequency of Each Channel	40 Channel(37 hopping + 3 advertising channel)
Maximum Output Power to Antenna	BLE 1Mbps: 9.75 dBm (0.0094 W) BLE 2Mbps: 9.81 dBm (0.0096 W)
99% Occupied Bandwidth	BLE 1Mbps:1.027MHz BLE 2Mbps:2.070MHz
Antenna Type / Gain	PCB Antenna with gain 3.04 dBi
Type of Modulation	Bluetooth LE : GFSK

1.5 Modification of EUT

No modifications are made to the EUT during all test items.



1.6 Specification of Accessory

Specification of Accessory				
AC Adapter 1	Brand Name	Netbit	Model Name	NBC56A120460VU
AC Adapter 2	Brand Name	Netbit	Model Name	NBC56B120460VU
AC Adapter 3	Brand Name	Acbel	Model Name	ADK002

1.7 Testing Location

Sporton International Inc. (Kunshan) is accredited to ISO/IEC 17025:2017 by American Association for Laboratory Accreditation with Certificate Number 5145.02.

Test Firm	Sporton International Inc. (Kunshan)		
Test Site Location	No. 1098, Pengxi North Road, Kunshan Economic Development Zone Jiangsu Province 215300 People's Republic of China TEL : +86-512-57900158		
Test Site No.	Sporton Site No.	FCC Designation No.	FCC Test Firm Registration No.
	CO01-KS 03CH06-KS TH01-KS	CN1257	314309

1.8 Test Software

Item	Site	Manufacturer	Name	Version
1.	TH01-KS	Tonscend	JS1120-3 test system China_210602	3.3.10
2.	03CH06-KS	AUDIX	E3	210616
3.	CO01-KS	AUDIX	E3	6.2009-8-24

1.9 Applicable Standards

According to the specifications of the manufacturer, the EUT must comply with the requirements of the following standards:

- ♦ 47 CFR Part 15 Subpart C §15.247
- ♦ FCC KDB 558074 D01 15.247 Meas Guidance v05r02
- ♦ ANSI C63.10-2013

Remark:

1. All test items were verified and recorded according to the standards and without any deviation during the test.
2. This EUT has also been tested and complied with the requirements of FCC Part 15, Subpart B, recorded in a separate test report.



2 Test Configuration of Equipment Under Test

2.1 Carrier Frequency Channel

Frequency Band	Channel	Freq. (MHz)	Channel	Freq. (MHz)
2400-2483.5 MHz	0	2402	21	2444
	1	2404	22	2446
	2	2406	23	2448
	3	2408	24	2450
	4	2410	25	2452
	5	2412	26	2454
	6	2414	27	2456
	7	2416	28	2458
	8	2418	29	2460
	9	2420	30	2462
	10	2422	31	2464
	11	2424	32	2466
	12	2426	33	2468
	13	2428	34	2470
	14	2430	35	2472
	15	2432	36	2474
	16	2434	37	2476
	17	2436	38	2478
	18	2438	39	2480
	19	2440	-	-
20	2442	-	-	



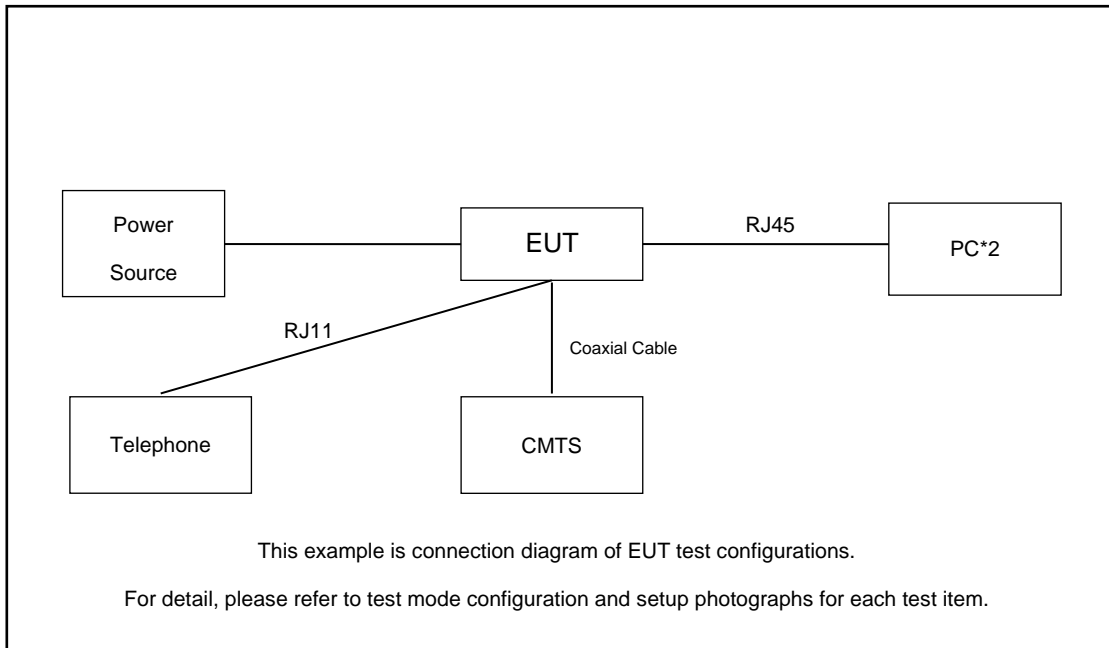
2.2 Test Mode

- a. The EUT has been associated with peripherals and configuration operated in a manner tended to maximize its emission characteristics in a typical application. Frequency range investigated: conduction emission (150 kHz to 30 MHz), radiation emission (9 kHz to the 10th harmonic of the highest fundamental frequency or to 40 GHz, whichever is lower). For radiated measurement, pre-scanned in three orthogonal panels, X, Y, Z, and Wall installation plane. The worst cases (Wall installation plane, the wall is non-metal panels) were recorded in this report.
- b. AC power line Conducted Emission was tested under maximum output power.

The following summary table is showing all test modes to demonstrate in compliance with the standard.

Summary table of Test Cases	
Test Item	Data Rate / Modulation
	Bluetooth LE / GFSK
Conducted TCs	Mode 1: Bluetooth Tx CH00_2402 MHz_BLE Mode 2: Bluetooth Tx CH19_2440 MHz_BLE Mode 3: Bluetooth Tx CH39_2480 MHz_BLE
Radiated TCs	Mode 1: Bluetooth Tx CH00_2402 MHz_BLE Mode 2: Bluetooth Tx CH19_2440 MHz_BLE Mode 3: Bluetooth Tx CH39_2480 MHz_BLE
AC Conducted Emission	Mode 1: ZigBee Tx + WLAN Tx(2.4G) + BLE Tx + Power from Adapter
Remark: For Radiated Test Cases, the tests were performance with Adapter and RJ45/RJ11/Coaxial Cable.	

2.3 Connection Diagram of Test System



2.4 Support Unit used in test configuration and system

Item	Equipment	Trade Name	Model Name	FCC ID	Data Cable	Power Cord
1.	PC	Lenovo	Yangtian M4900c	Fcc DoC	N/A	Unshielded,1.8m
2.	(USB)Mouse	Lenovo	OEUUOA	Fcc DoC	Shielded, 1.8m	N/A
3.	(USB)Keyboard	Lenovo	SK-8821	Fcc DoC	Shielded, 1.8m	N/A
4.	Monitor	Lenovo	LS2033wA	Fcc DoC	N/A	Unshielded,1.8m
5.	PC	Dell	D12M	Fcc DoC	N/A	Unshielded,1.8m
6.	(USB)Mouse	Dell	MS111-P	Fcc DoC	Shielded, 1.8m	N/A
7.	(USB)Keyboard	Dell	SK-8120	Fcc DoC	Shielded, 1.8m	N/A
8.	Telephone	bubugao	HCD007(6082)TSD	N/A	N/A	N/A
9.	RJ45 Cable	N/A	N/A	N/A	N/A	N/A
10.	RJ11 Cable	N/A	N/A	N/A	N/A	N/A
11.	CMTS	TOPISION	N/A	N/A	N/A	N/A

2.5 EUT Operation Test Setup

For BLE function, the engineering test program was provided and enabled to make EUT continuous transmit.



2.6 Measurement Results Explanation Example

For all conducted test items:

The offset level is set in the spectrum analyzer to compensate the RF cable loss and attenuator factor between EUT conducted output port and spectrum analyzer. With the offset compensation, the spectrum analyzer reading level is exactly the EUT RF output level.

Example :

The spectrum analyzer offset is derived from RF cable loss and attenuator factor.

Offset = RF cable loss + attenuator factor.

Following shows an offset computation example with cable loss 2.30 dB and 10dB attenuator.

$$\begin{aligned} \text{Offset(dB)} &= \text{RF cable loss(dB)} + \text{attenuator factor(dB)}. \\ &= 2.30 + 10 = 12.30 \text{ (dB)} \end{aligned}$$

3 Test Result

3.1 6dB and 99% Bandwidth Measurement

3.1.1 Limit of 6dB and 99% Bandwidth

The minimum 6 dB bandwidth shall be at least 500 kHz.

3.1.2 Measuring Instruments

The section 4.0 of List of Measuring Equipment of this test report is used for test.

3.1.3 Test Procedures

1. The testing follows ANSI C63.10-2013 clause 11.8
2. The RF output of EUT was connected to the spectrum analyzer by RF cable and attenuator. The path loss was compensated to the results for each measurement.
3. Set to the maximum power setting and enable the EUT transmit continuously.
4. Make the measurement with the spectrum analyzer's resolution bandwidth (RBW) = 100 kHz. Set the Video bandwidth (VBW) = 300 kHz. In order to make an accurate measurement. The 6 dB bandwidth must be greater than 500 kHz.
5. For 99% Bandwidth Measurement, the spectrum analyzer's resolution bandwidth (RBW) is set 1% to 5% of the 99% OBW and the VBW is set to 3 times of the RBW.
6. Measure and record the results in the test report.

3.1.4 Test Setup



3.1.5 Test Result of 6dB Bandwidth

Please refer to Appendix A.

3.1.6 Test Result of 99% Occupied Bandwidth

Please refer to Appendix A.

3.2 Output Power Measurement

3.2.1 Limit of Output Power

For systems using digital modulation in the 2400-2483.5MHz, the limit for peak output power is 30dBm. If transmitting antenna of directional gain greater than 6dBi is used, the peak output power from the intentional radiator shall be reduced below the above stated value by the amount in dB that the directional gain of the antenna exceeds 6 dBi. In case of point-to-point operation, the limit has to be reduced by 1dB for every 3dB that the directional gain of the antenna exceeds 6dBi.

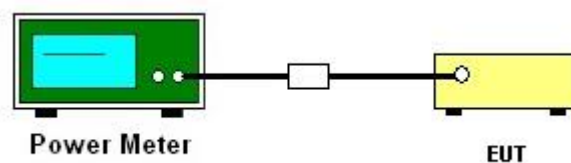
3.2.2 Measuring Instruments

The section 4.0 of List of Measuring Equipment of this test report is used for test.

3.2.3 Test Procedures

1. The testing follows the Measurement Procedure of ANSI C63.10-2013 clause 11.9.1.3 PKPM1 Peak power meter or ANSI C63.10-2013 clause 11.9.2.3.1 Method AVGPM method.
2. The RF output of EUT was connected to the power meter by RF cable and attenuator. The path loss was compensated to the results for each measurement.
3. Set to the maximum power setting and enable the EUT transmit continuously.
4. Measure the conducted output power and record the results in the test report.

3.2.4 Test Setup



3.2.5 Test Result of Peak Output Power

Please refer to Appendix A.

3.3 Power Spectral Density Measurement

3.3.1 Limit of Power Spectral Density

The peak power spectral density shall not be greater than 8dBm in any 3kHz band at any time interval of continuous transmission.

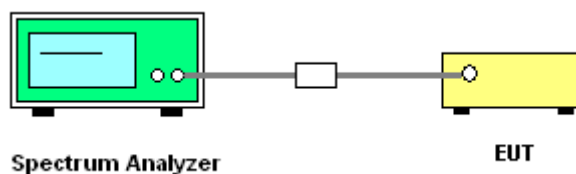
3.3.2 Measuring Instruments

The section 4.0 of List of Measuring Equipment of this test report is used for test.

3.3.3 Test Procedures

1. The testing follows Measurement Procedure of ANSI C63.10-2013 clause 11.10.2 Method PKPSD.
2. The RF output of EUT was connected to the spectrum analyzer by RF cable and attenuator. The path loss was compensated to the results for each measurement.
3. Set to the maximum power setting and enable the EUT transmit continuously.
4. Make the measurement with the spectrum analyzer's resolution bandwidth (RBW) = 3 kHz. Video bandwidth VBW = 10 kHz In order to make an accurate measurement, set the span to 1.5 times DTS Channel Bandwidth. (6dB BW)
5. Detector = peak, Sweep time = auto couple, Trace mode = max hold, Allow trace to fully stabilize. Use the peak marker function to determine the maximum power level.
6. Measure and record the results in the test report.
7. The Measured power density (dBm)/ 100kHz is a reference level and used as 20dBc down limit line for Conducted Band Edges and Conducted Spurious Emission.

3.3.4 Test Setup



3.3.5 Test Result of Power Spectral Density

Please refer to Appendix A.

3.4 Conducted Band Edges and Spurious Emission Measurement

3.4.1 Limit of Conducted Band Edges and Spurious Emission

All harmonics/spurious must be at least 20 dB down from the highest emission level within the authorized band.

3.4.2 Measuring Instruments

The section 4.0 of List of Measuring Equipment of this test report is used for test.

3.4.3 Test Procedure

1. The testing follows ANSI C63.10-2013 clause 11.13
2. The RF output of EUT was connected to the spectrum analyzer by RF cable and attenuator. The path loss was compensated to the results for each measurement.
3. Set to the maximum power setting and enable the EUT transmit continuously.
4. Set RBW = 100 kHz, VBW=300 kHz, Peak Detector. Unwanted Emissions measured in any 100 kHz bandwidth outside of the authorized frequency band shall be attenuated by at least 20 dB relative to the maximum in-band peak PSD level in 100 kHz when maximum peak conducted output power procedure is used. If the transmitter complies with the conducted power limits based on the use of RMS averaging over a time interval, the attenuation required under this paragraph shall be 30 dB instead of 20 dB.
5. Measure and record the results in the test report.
6. The RF fundamental frequency should be excluded against the limit line in the operating frequency band.

3.4.4 Test Setup



3.4.5 Test Result of Conducted Band Edges Plots

Please refer to Appendix A.

3.4.6 Test Result of Conducted Spurious Emission Plots

Please refer to Appendix A.



3.5 Radiated Band Edges and Spurious Emission Measurement

3.5.1 Limit of Radiated Band Edges and Spurious Emission

In any 100 kHz bandwidth outside the intentional radiator frequency band, all harmonics/spurious must be at least 20 dB below the highest emission level within the authorized band. If the output power of this device was measured by spectrum analyzer, the attenuation under this paragraph shall be 30 dB instead of 20 dB. In addition, radiated emissions which fall in the restricted bands must also comply with the limits as below.

Frequency (MHz)	Field Strength (microvolts/meter)	Measurement Distance (meters)
0.009 – 0.490	2400/F(kHz)	300
0.490 – 1.705	24000/F(kHz)	30
1.705 – 30.0	30	30
30 – 88	100	3
88 – 216	150	3
216 - 960	200	3
Above 960	500	3

3.5.2 Measuring Instruments

The section 4.0 of List of Measuring Equipment of this test report is used for test.

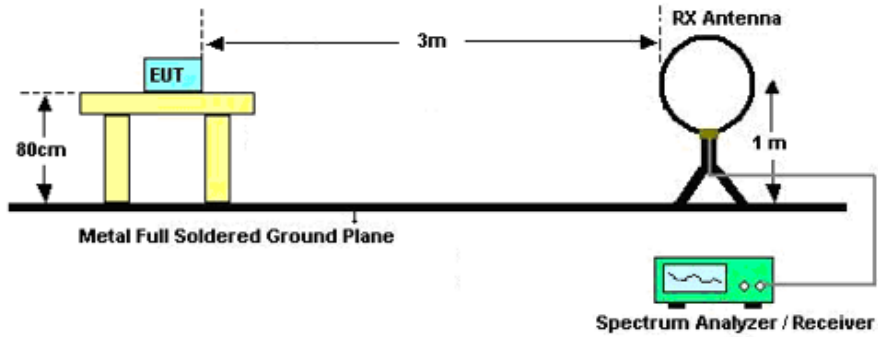


3.5.3 Test Procedures

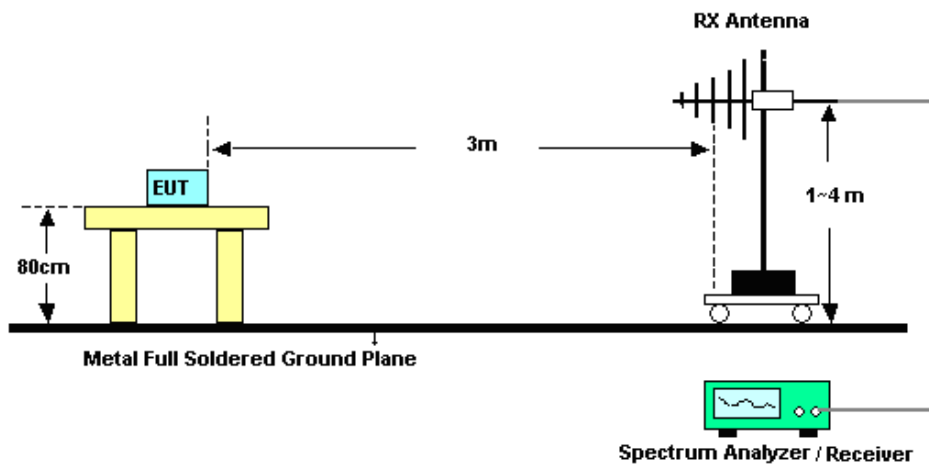
1. The testing follows ANSI C63.10-2013 clause 11.11 & 11.12
2. The EUT was arranged to its worst case and then tune the antenna tower (from 1 m to 4 m) and turntable (from 0 degree to 360 degrees) to find the maximum reading. A pre-amp and a high pass filter are used for the test in order to get better signal level.
3. The EUT was placed on a turntable with 0.8 meter for frequency below 1GHz and 1.5 meter for frequency above 1GHz respectively above ground.
4. The EUT was set 3 meters from the interference receiving antenna, which was mounted on the top of a variable height antenna tower.
5. Corrected Reading: Antenna Factor + Cable Loss + Read Level - Preamp Factor = Level
6. For testing below 1GHz, if the emission level of the EUT in peak mode was 3 dB lower than the limit specified, then peak values of EUT will be reported, otherwise, the emissions will be repeated one by one using the CISPR quasi-peak method and reported.
7. For testing above 1GHz, the emission level of the EUT in peak mode was 20dB lower than peak limit (that means the emission level in average mode also complies with the limit in average mode), then peak values of EUT will be reported, otherwise, the emissions will be measured in average mode again and reported.
8. Use the following spectrum analyzer settings:
 - (1) Span shall wide enough to fully capture the emission being measured;
 - (2) Set RBW=100 kHz for $f < 1$ GHz; $VBW \geq RBW$; Sweep = auto; Detector function = peak; Trace = max hold;
 - (3) Set RBW = 1 MHz, VBW= 3MHz for $f \geq 1$ GHz for peak measurement.
For average measurement:
 - $VBW = 10$ Hz, when duty cycle is no less than 98 percent.
 - $VBW \geq 1/T$, when duty cycle is less than 98 percent where T is the minimum transmission duration over which the transmitter is on and is transmitting at its maximum power control level for the tested mode of operation.

3.5.4 Test Setup

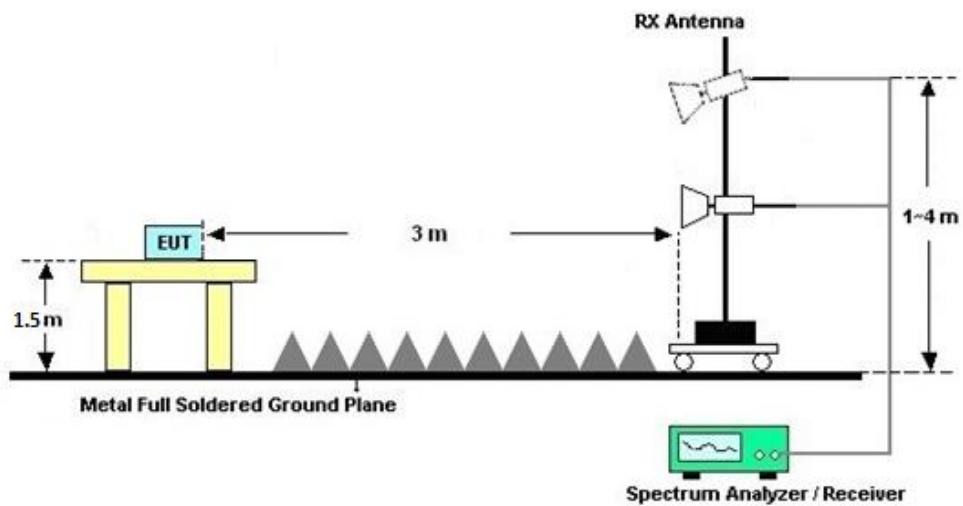
For radiated emissions below 30MHz



For radiated emissions from 30MHz to 1GHz



For radiated emissions above 1GHz





3.5.5 Test Results of Radiated Spurious Emissions (9 kHz ~ 30 MHz)

The low frequency, which started from 9 kHz to 30MHz, was pre-scanned and the result which was 20dB lower than the limit line was not reported.

There is a comparison data of both open-field test site and semi-Anechoic chamber, and the result came out very similar.

3.5.6 Test Result of Radiated Spurious at Band Edges

Please refer to Appendix C.

3.5.7 Duty Cycle

Please refer to Appendix D.

3.5.8 Test Result of Radiated Spurious Emission (30MHz ~ 10th Harmonic or 40GHz, whichever is lower)

Please refer to Appendix C.



3.6 AC Conducted Emission Measurement

3.6.1 Limit of AC Conducted Emission

For equipment that is designed to be connected to the public utility (AC) power line, the radio frequency voltage that is conducted back onto the AC power line on any frequency or frequencies within the band 150 kHz to 30 MHz shall not exceed the limits in the following table.

Frequency of emission (MHz)	Conducted limit (dBµV)	
	Quasi-peak	Average
0.15-0.5	66 to 56*	56 to 46*
0.5-5	56	46
5-30	60	50

*Decreases with the logarithm of the frequency.

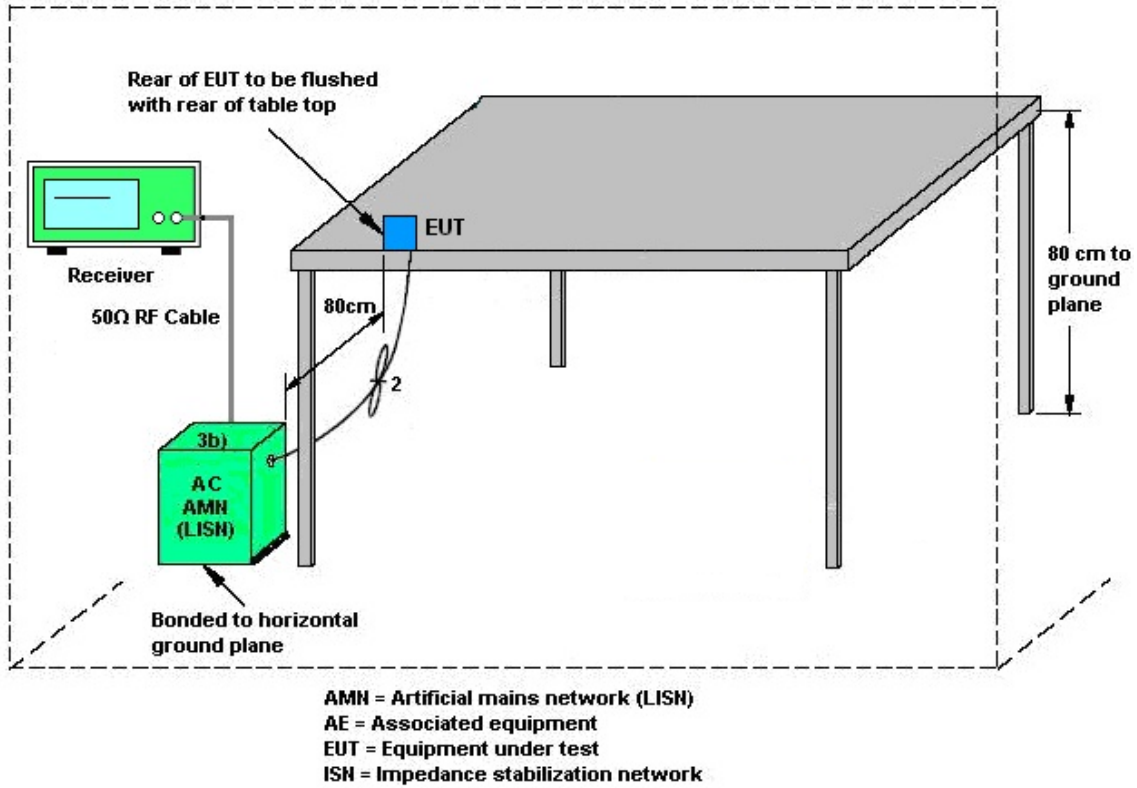
3.6.2 Measuring Instruments

The section 4.0 of List of Measuring Equipment of this test report is used for test.

3.6.3 Test Procedures

1. The EUT was placed 0.4 meter from the conducting wall of the shielding room was kept at least 80 centimeters from any other grounded conducting surface.
2. Connect EUT to the power mains through a line impedance stabilization network (LISN).
3. All the support units are connecting to the other LISN.
4. The LISN provides 50 ohm coupling impedance for the measuring instrument.
5. The FCC states that a 50 ohm, 50 microhenry LISN should be used.
6. Both sides of AC line were checked for maximum conducted interference.
7. The frequency range from 150 kHz to 30 MHz was searched.
8. Set the test-receiver system to Peak Detect Function and specified bandwidth (IF Bandwidth = 9kHz) with Maximum Hold Mode. Then measurement is also conducted by Average Detector and Quasi-Peak Detector Function respectively.

3.6.4 Test Setup



3.6.5 Test Result of AC Conducted Emission

Please refer to Appendix B.



3.7 Antenna Requirements

3.7.1 Standard Applicable

If directional gain of transmitting antennas is greater than 6dBi, the power shall be reduced by the same level in dB comparing to gain minus 6dBi. The use of a permanently attached antenna or of an antenna that uses a unique coupling to the intentional radiator shall be considered sufficient to comply with the rule.

3.7.2 Antenna Anti-Replacement Construction

An embedded-in antenna design is used.

3.7.3 Antenna Gain

The antenna peak gain of EUT is less than 6 dBi. Therefore, it is not necessary to reduce maximum peak output power limit.



4 List of Measuring Equipment

Instrument	Manufacturer	Model No.	Serial No.	Characteristics	Calibration Date	Test Date	Due Date	Remark
Spectrum Analyzer	R&S	FSV40	101040	10Hz~40GHz	Oct. 11, 2023	Dec. 06, 2023	Oct. 10, 2024	Conducted (TH01-KS)
Pulse Power Sensor	Anritsu	MA2411B	0917070	300MHz~40GHz	Jan. 05, 2023	Dec. 06, 2023	Jan. 04, 2024	Conducted (TH01-KS)
Power Meter	Anritsu	ML2495A	1005002	50MHz Bandwidth	Jan. 05, 2023	Dec. 06, 2023	Jan. 04, 2024	Conducted (TH01-KS)
EMI Test Receiver	Keysight	N9038A	MY56400004	3Hz~8.5GHz;Max 30dBm	Oct. 10, 2023	Dec. 08, 2023	Oct. 09, 2024	Radiation (03CH06-KS)
EXA Spectrum Analyzer	Keysight	N9010B	MY60242126	10Hz~44GHz	Oct. 10, 2023	Dec. 08, 2023	Oct. 09, 2024	Radiation (03CH06-KS)
Loop Antenna	R&S	HFH2-Z2	100321	9kHz~30MHz	Oct. 10, 2023	Dec. 08, 2023	Oct. 09, 2024	Radiation (03CH06-KS)
Bilog Antenna	TeseQ	CBL6111D	49921	30MHz~1GHz	Apr. 09, 2023	Dec. 08, 2023	Apr. 08, 2024	Radiation (03CH06-KS)
Double Ridge Horn Antenna	ETS-Lindgren	3117	00218652	1GHz~18GHz	Apr. 06, 2023	Dec. 08, 2023	Apr. 05, 2024	Radiation (03CH06-KS)
SHF-EHF Horn	Com-power	AH-840	101093	18GHz~40GHz	Jan. 08, 2023	Dec. 08, 2023	Jan. 07, 2024	Radiation (03CH06-KS)
Amplifier	SONOMA	310N	380827	9KHz ~1GHZ	Jul. 06, 2023	Dec. 08, 2023	Jul. 05, 2024	Radiation (03CH06-KS)
Amplifier	MITEQ	EM18G40GGA	060728	18~40GHz	Jan. 05, 2023	Dec. 08, 2023	Jan. 04, 2024	Radiation (03CH06-KS)
high gain Amplifier	MITEQ	AMF-7D-00101800-30-10P	2082395	1Ghz-18Ghz	Jan. 05, 2023	Dec. 08, 2023	Jan. 04, 2024	Radiation (03CH06-KS)
Amplifier	Keysight	83017A	MY53270319	500MHz~26.5GHz	Oct. 10, 2023	Dec. 08, 2023	Oct. 09, 2024	Radiation (03CH06-KS)
AC Power Source	Chroma	61601	F104090004	N/A	NCR	Dec. 08, 2023	NCR	Radiation (03CH06-KS)
Turn Table	ChamPro	EM 1000-T	060762-T	0~360 degree	NCR	Dec. 08, 2023	NCR	Radiation (03CH06-KS)
Antenna Mast	ChamPro	EM 1000-A	060762-A	1 m~4 m	NCR	Dec. 08, 2023	NCR	Radiation (03CH06-KS)
EMI Receiver	R&S	ESCI7	100768	9kHz~7GHz;	May 16, 2023	Dec. 01, 2023	May 15, 2024	Conduction (CO01-KS)
AC LISN (for auxiliary equipment)	MessTec	AN3016	060103	9kHz~30MHz	Oct. 11, 2023	Dec. 01, 2023	Oct. 10, 2024	Conduction (CO01-KS)
AC LISN	MessTec	AN3016	060105	9kHz~30MHz	May 16, 2023	Dec. 01, 2023	May 15, 2024	Conduction (CO01-KS)
AC Power Source	Chroma	61602	ABP000000811	AC 0V~300V, 45Hz~1000Hz	Oct. 11, 2023	Dec. 01, 2023	Oct. 10, 2024	Conduction (CO01-KS)

NCR: No Calibration Required



5 Measurement Uncertainty

The measurement uncertainties shown below were calculated in accordance with the requirements of ANSI 63.10-2013. All the measurement uncertainty value were shown with a coverage K=2 to indicate 95% level of confidence. The measurement data show herein meets or exceeds the CISPR measurement uncertainty values specified in CISPR 16-4-2 and can be compared directly to specified limit to determine compliance.

Uncertainty of Conducted Measurement

Conducted Spurious Emission & Bandedge	±2.26 dB
Occupied Channel Bandwidth	±0.1%
Conducted Power	±0.46 dB
Conducted Power Spectral Density	±0.88 dB
Frequency	±0.4 Hz

Uncertainty of AC Conducted Emission Measurement (0.15 MHz ~ 30 MHz)

Measuring Uncertainty for a Level of Confidence of 95% (U = 2Uc(y))	2.94dB
---	--------

Uncertainty of Radiated Emission Measurement (9 KHz ~ 30 MHz)

Measuring Uncertainty for a Level of Confidence of 95% (U = 2Uc(y))	3.32dB
---	--------

Uncertainty of Radiated Emission Measurement (30 MHz ~ 1000 MHz)

Measuring Uncertainty for a Level of Confidence of 95% (U = 2Uc(y))	6.26dB
---	--------

Uncertainty of Radiated Emission Measurement (1 GHz ~ 18 GHz)

Measuring Uncertainty for a Level of Confidence of 95% (U = 2Uc(y))	5.02dB
---	--------

Uncertainty of Radiated Emission Measurement (18 GHz ~ 40 GHz)

Measuring Uncertainty for a Level of Confidence of 95% (U = 2Uc(y))	5.26dB
---	--------

----- THE END -----



Appendix A. Conducted Test Results



Ambient Condition: 25 °C, 45 %RH	
Test Date: 2023/12/06	Test Engineer: Long Wu

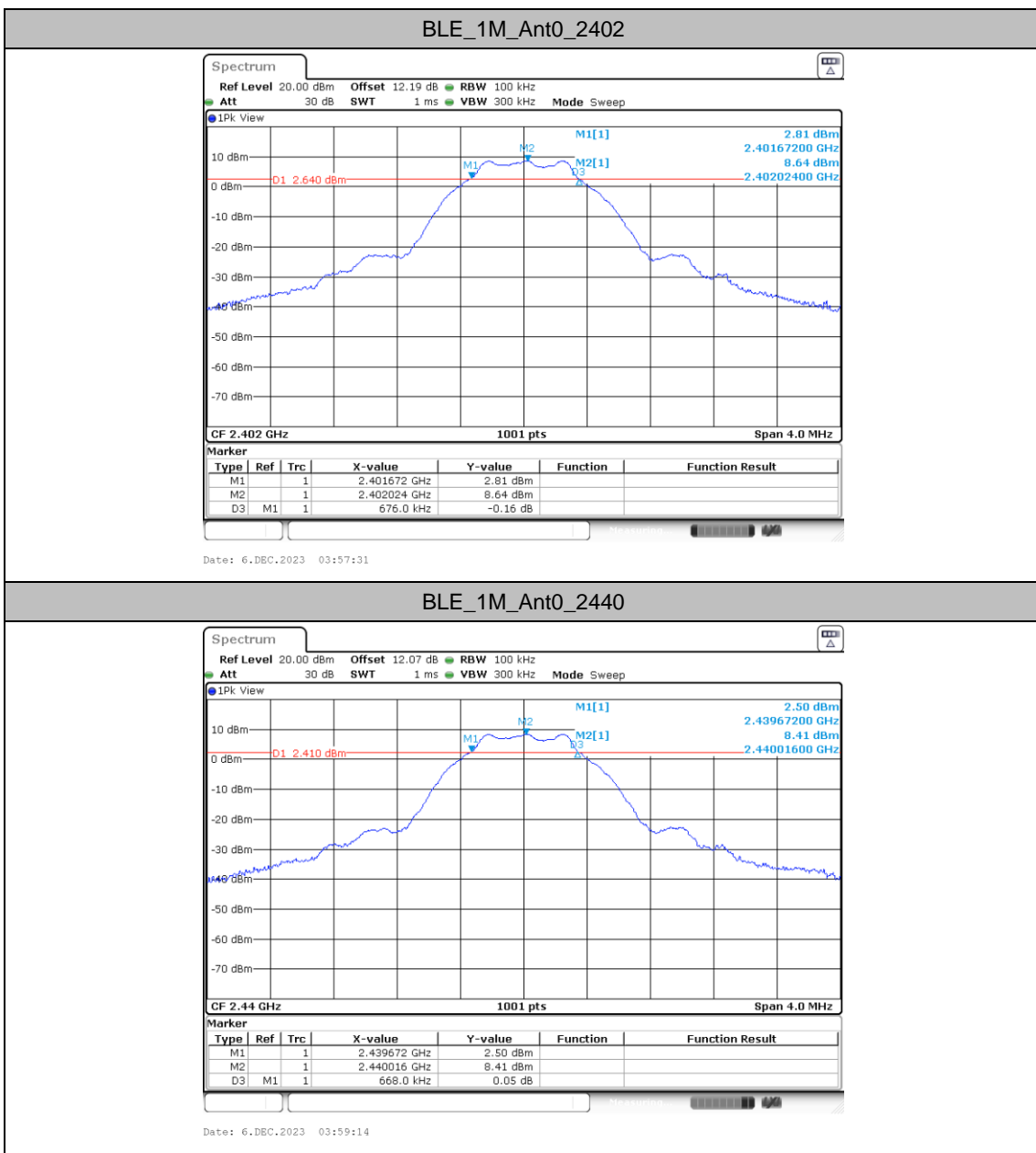
DTS Bandwidth

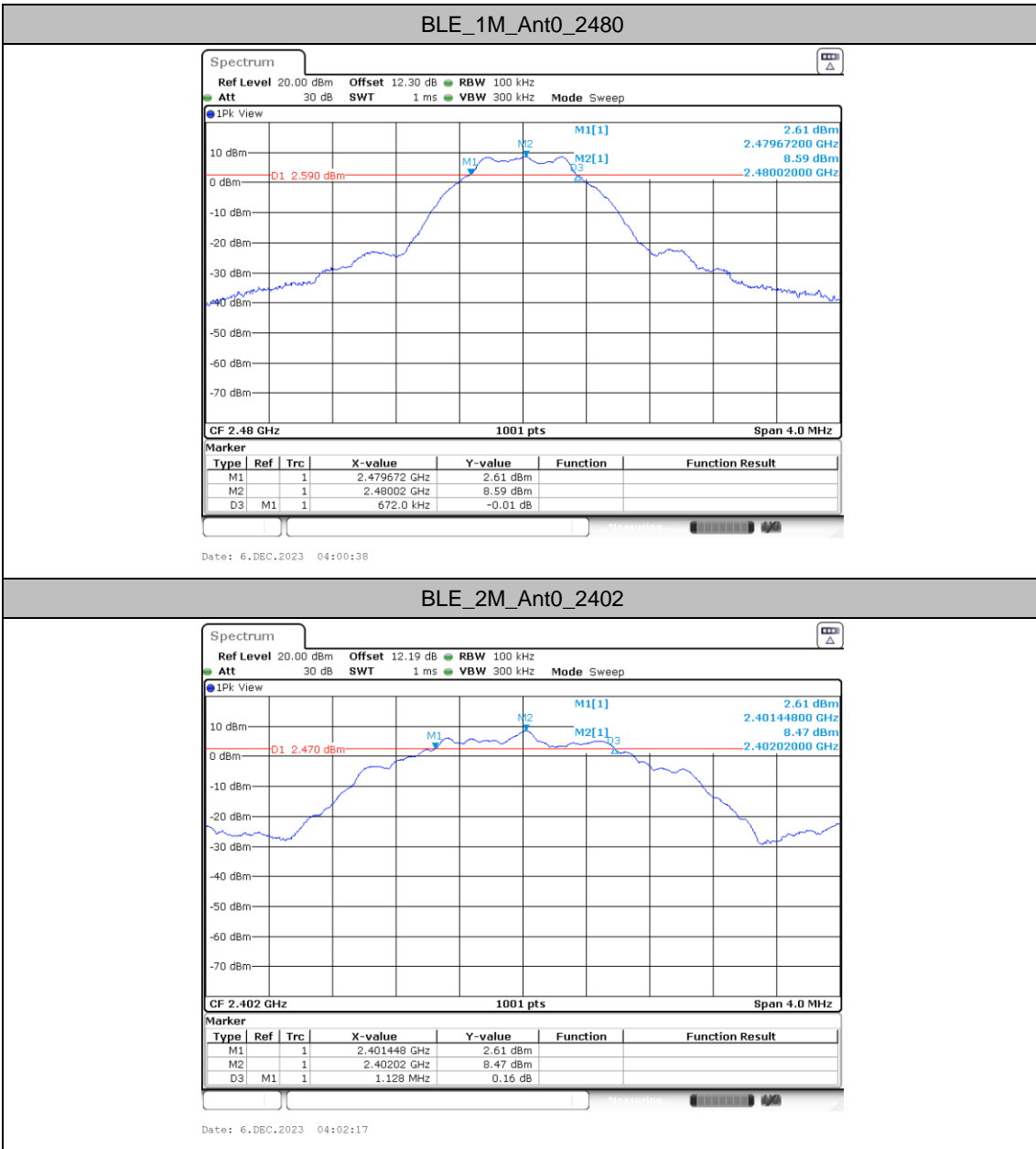
Test Result

TestMode	Antenna	Freq(MHz)	DTS BW [MHz]	FL[MHz]	FH[MHz]	Limit[MHz]	Verdict
BLE_1M	Ant0	2402	0.68	2401.67	2402.35	0.5	PASS
		2440	0.67	2439.67	2440.34	0.5	PASS
		2480	0.67	2479.67	2480.34	0.5	PASS
BLE_2M	Ant0	2402	1.13	2401.45	2402.58	0.5	PASS
		2440	1.13	2439.45	2440.58	0.5	PASS
		2480	1.13	2479.45	2480.58	0.5	PASS



Test Graphs









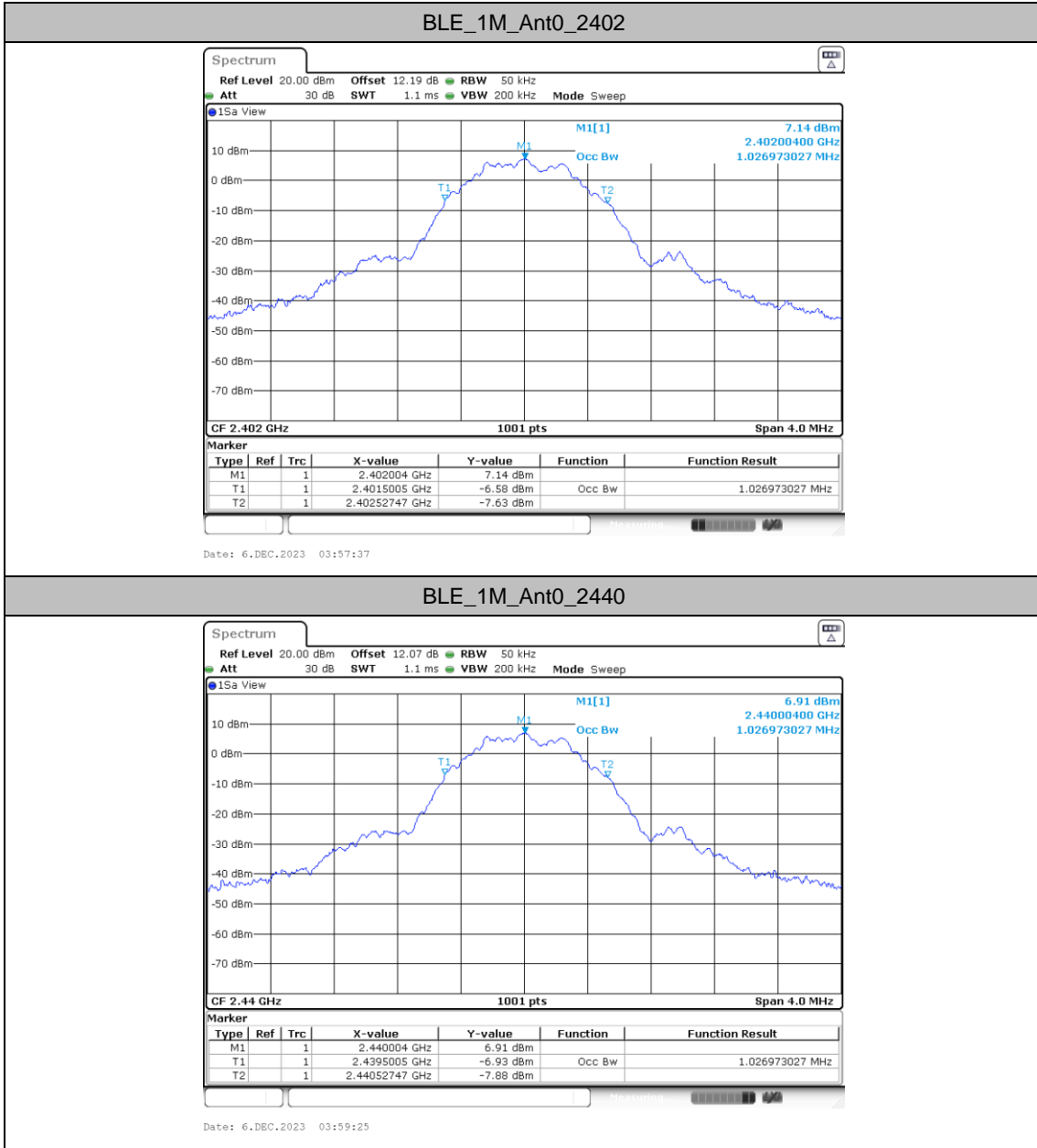
Occupied Channel Bandwidth

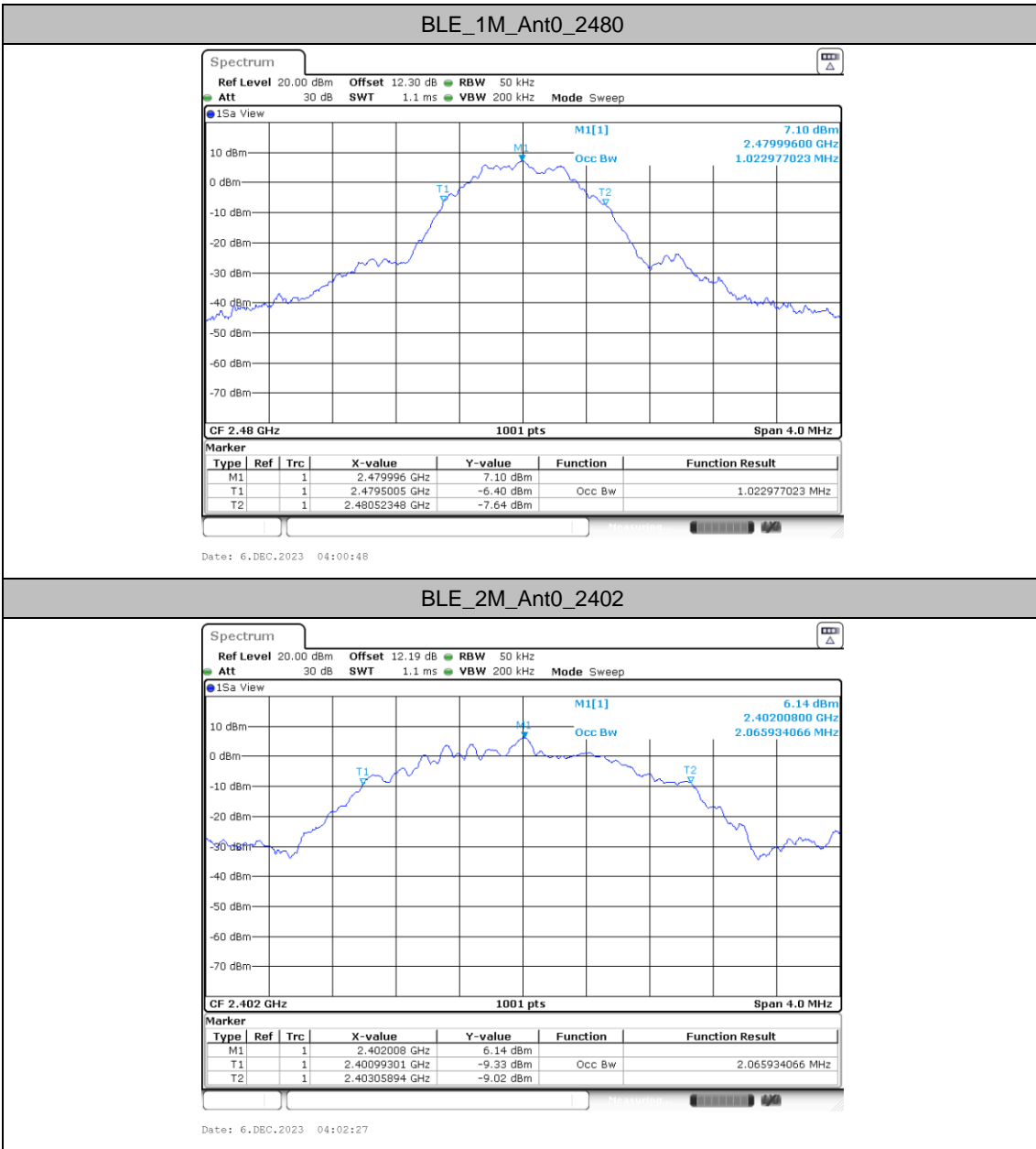
Test Result

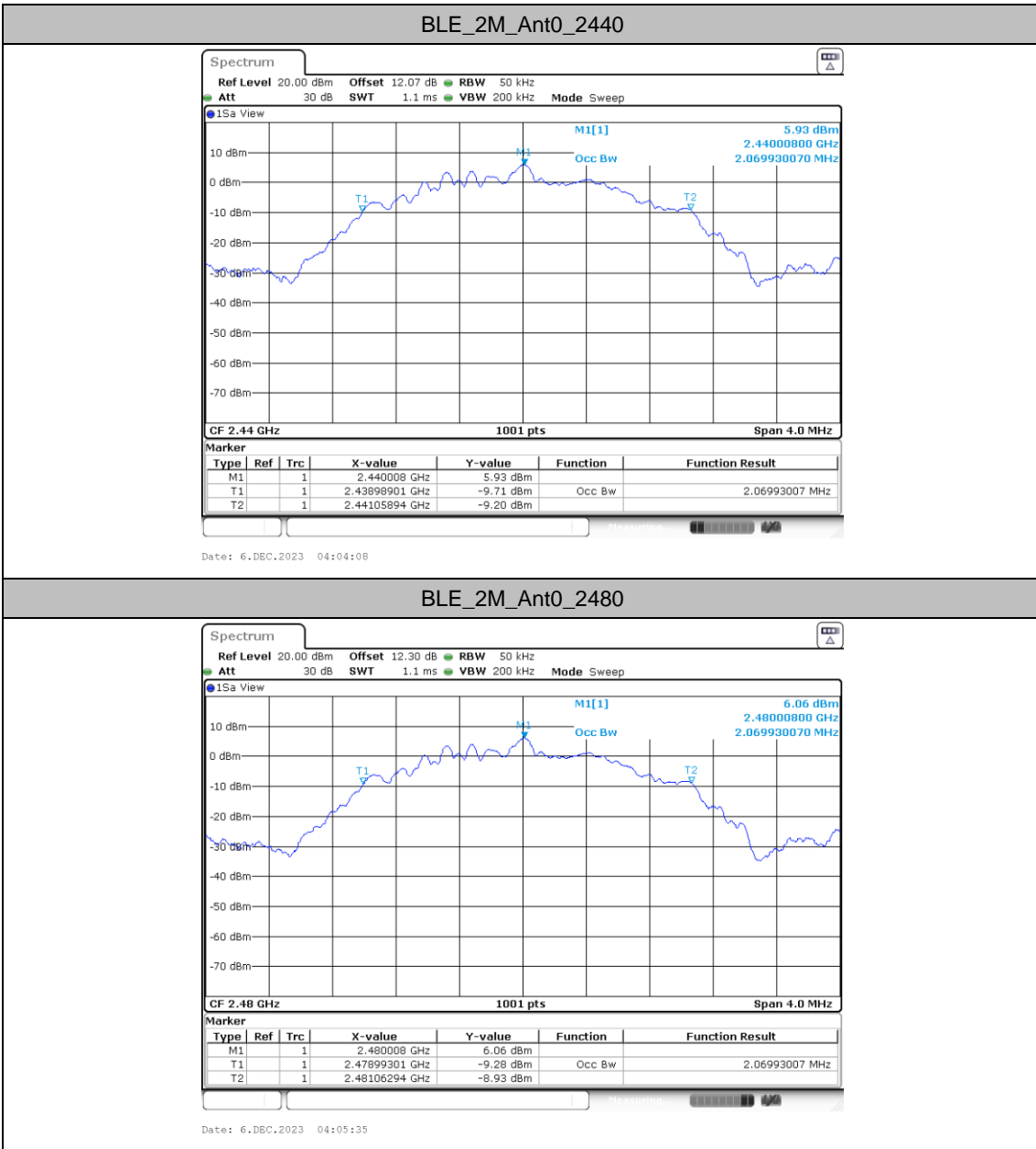
TestMode	Antenna	Freq(MHz)	OCB [MHz]	FL[MHz]	FH[MHz]	Limit[MHz]	Verdict
BLE_1M	Ant0	2402	1.027	2401.5005	2402.5275	---	---
		2440	1.027	2439.5005	2440.5275	---	---
		2480	1.023	2479.5005	2480.5235	---	---
BLE_2M	Ant0	2402	2.066	2400.9930	2403.0589	---	---
		2440	2.07	2438.9890	2441.0589	---	---
		2480	2.07	2478.9930	2481.0629	---	---



Test Graphs









Maximum conducted output power

Test Result Peak

TestMode	Antenna	CH.	Peak Conducted Power (dBm)	Conducted Power Limit	DG (dBi)	EIRP Power (dBm)	EIRP Power Limit	Pass/Fail
BLE1M	Ant0	0	9.73	30.00	3.04	12.77	36.00	Pass
		39	9.74	30.00	3.04	12.78	36.00	Pass
		78	9.75	30.00	3.04	12.79	36.00	Pass
BLE2M	Ant0	0	9.73	30.00	3.04	12.77	36.00	Pass
		39	9.71	30.00	3.04	12.75	36.00	Pass
		78	9.07	30.00	3.04	12.11	36.00	Pass



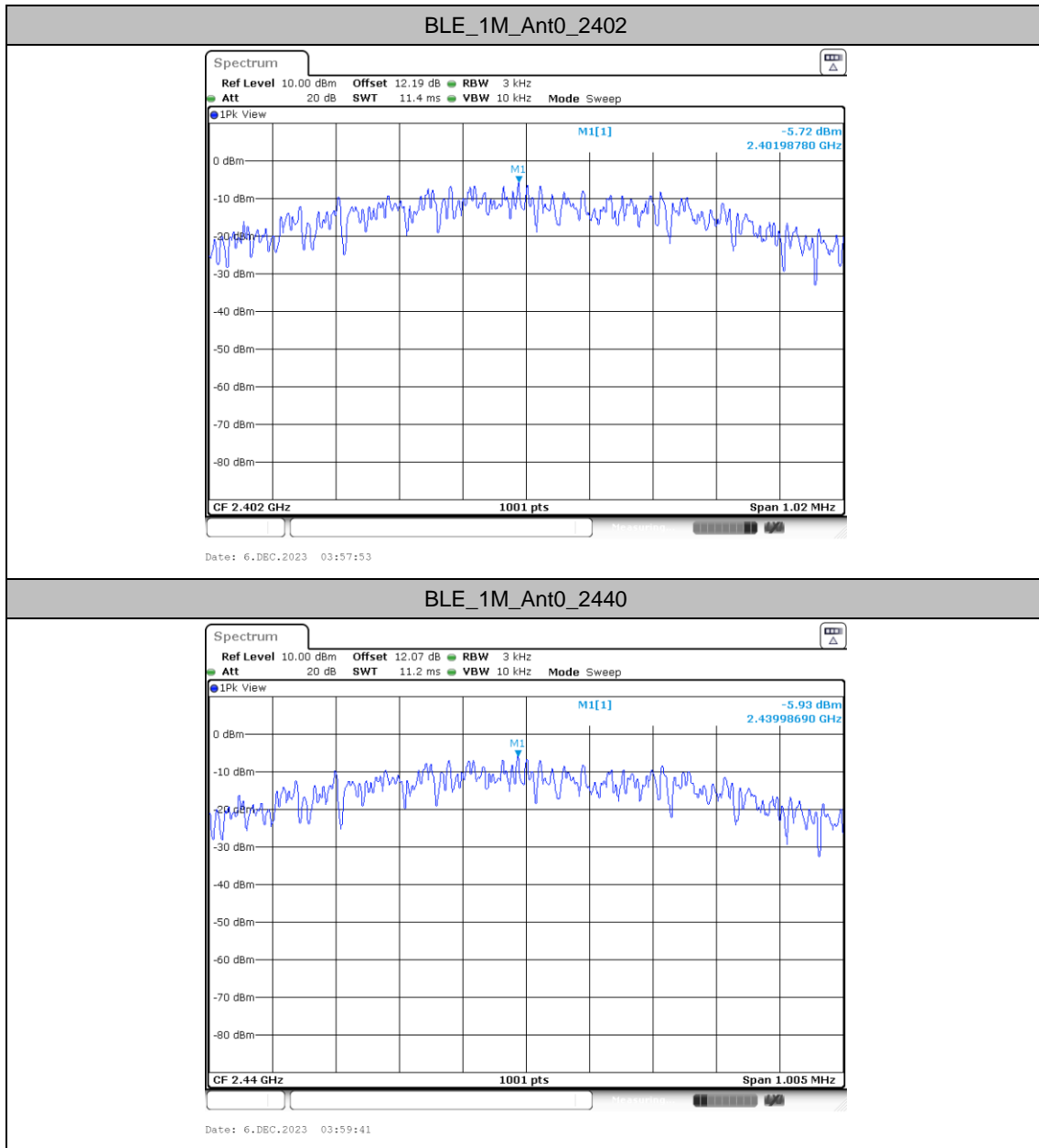
Maximum power spectral density

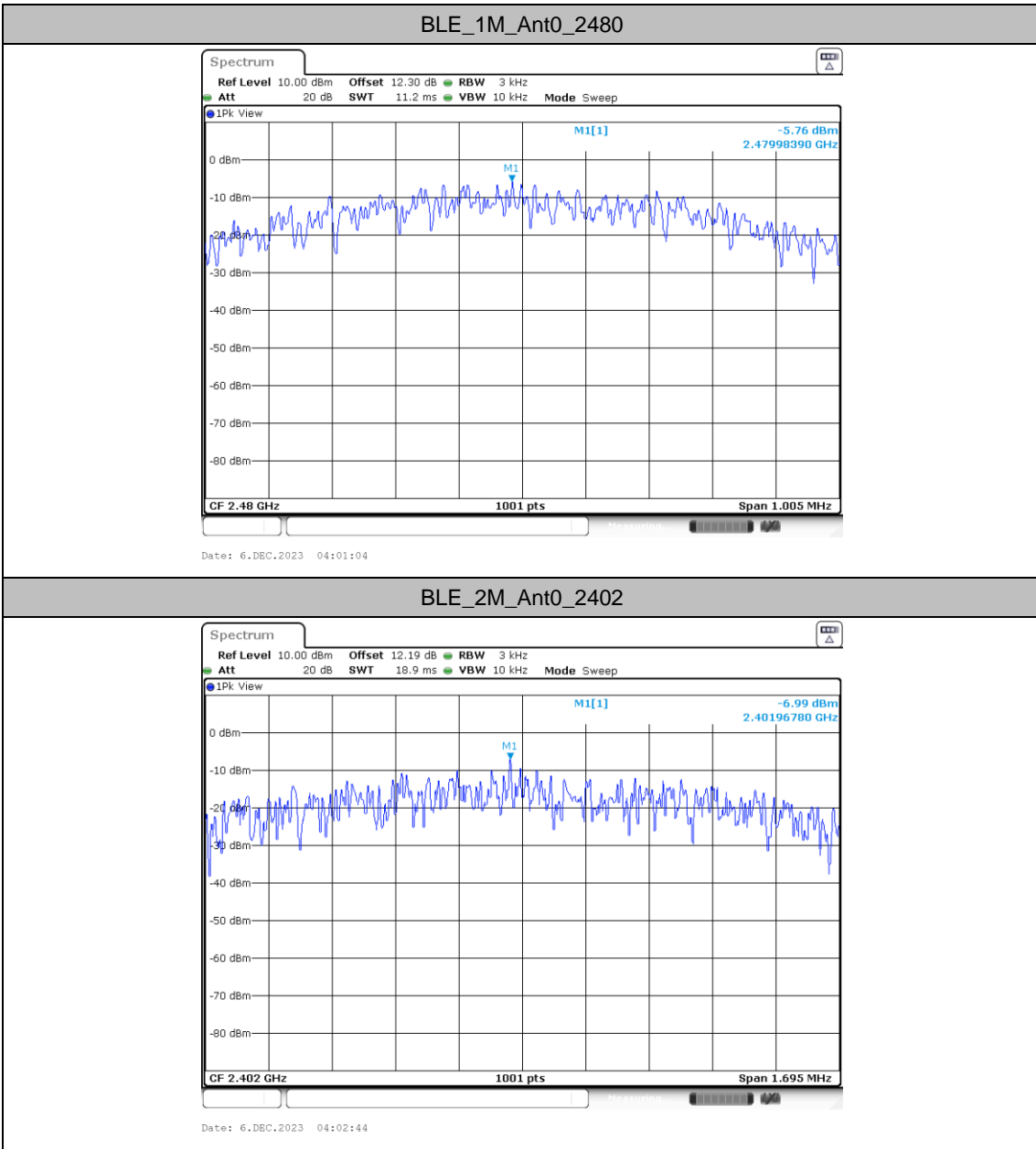
Test Result

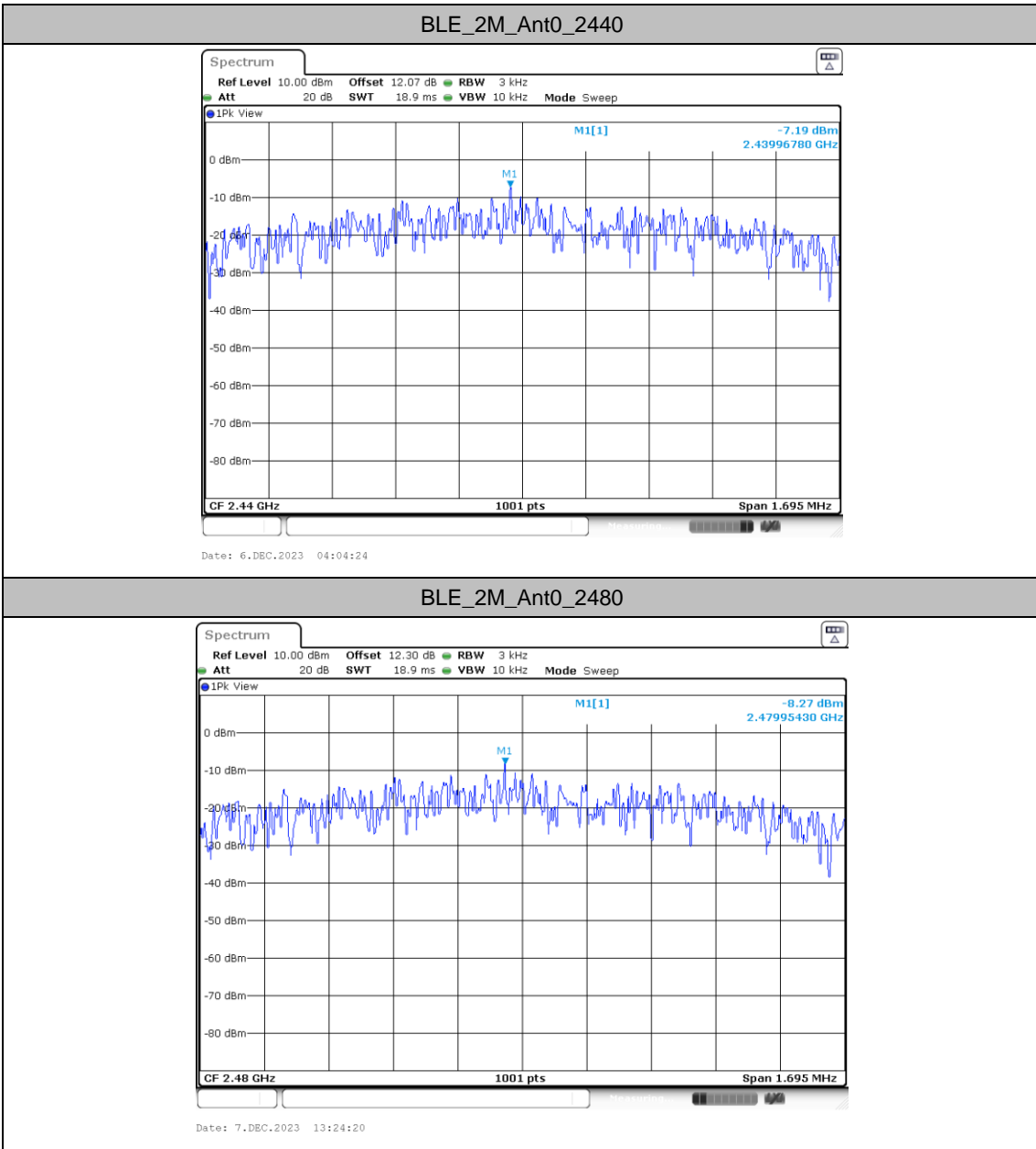
TestMode	Antenna	Freq(MHz)	Result[dBm/3kHz]	Limit[dBm/3kHz]	Verdict
BLE_1M	Ant0	2402	-5.72	≤8.00	PASS
		2440	-5.93	≤8.00	PASS
		2480	-5.76	≤8.00	PASS
BLE_2M	Ant0	2402	-6.99	≤8.00	PASS
		2440	-7.19	≤8.00	PASS
		2480	-8.27	≤8.00	PASS



Test Graphs









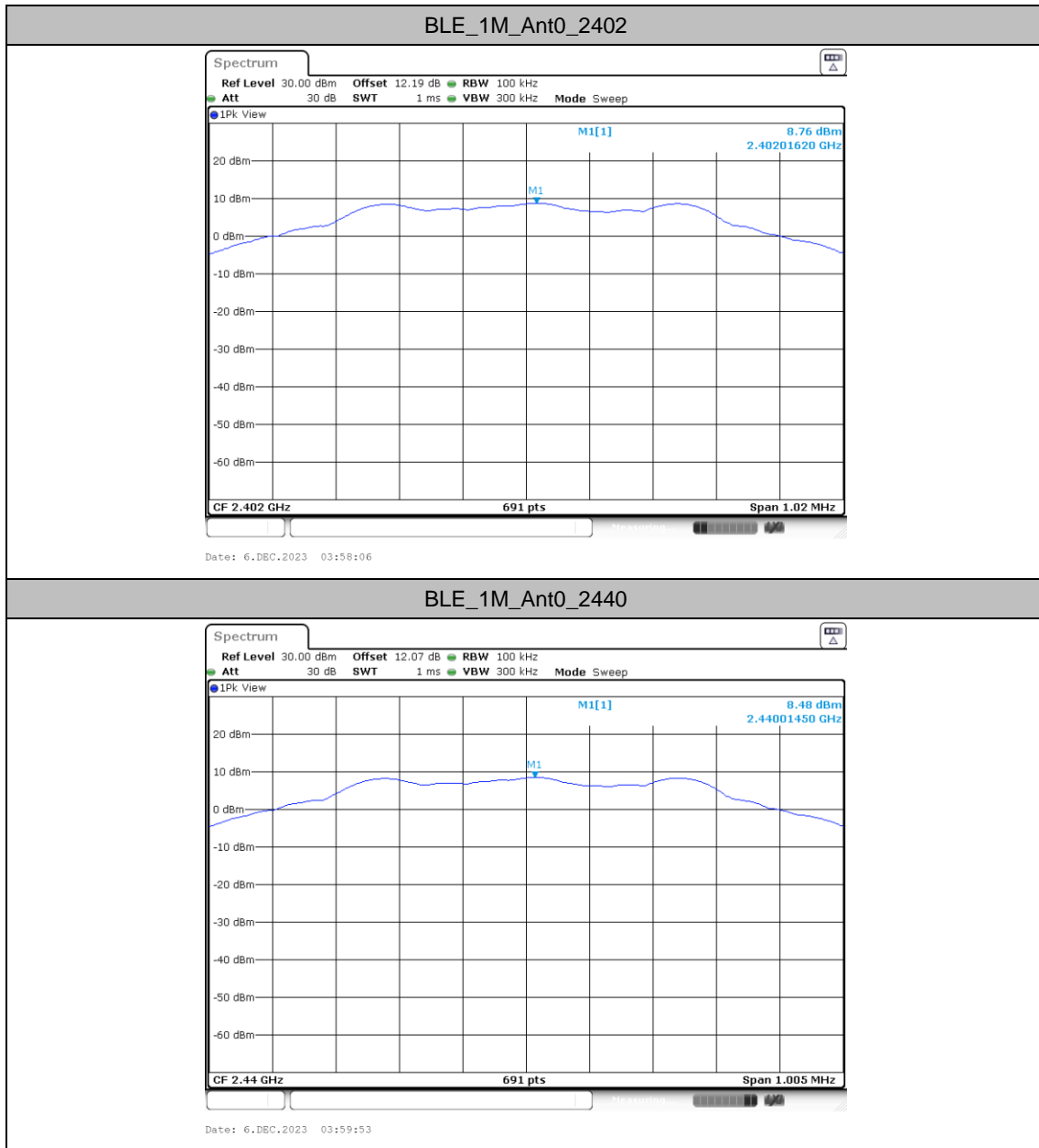
Reference level measurement

Test Result

TestMode	Antenna	Freq(MHz)	Max.Point[MHz]	Result[dBm/100KHz]
BLE_1M	Ant0	2402	2402.02	8.76
		2440	2440.01	8.48
		2480	2480.01	8.70
BLE_2M	Ant0	2402	2402.02	8.54
		2440	2440.02	8.30
		2480	2480.02	8.43



Test Graphs









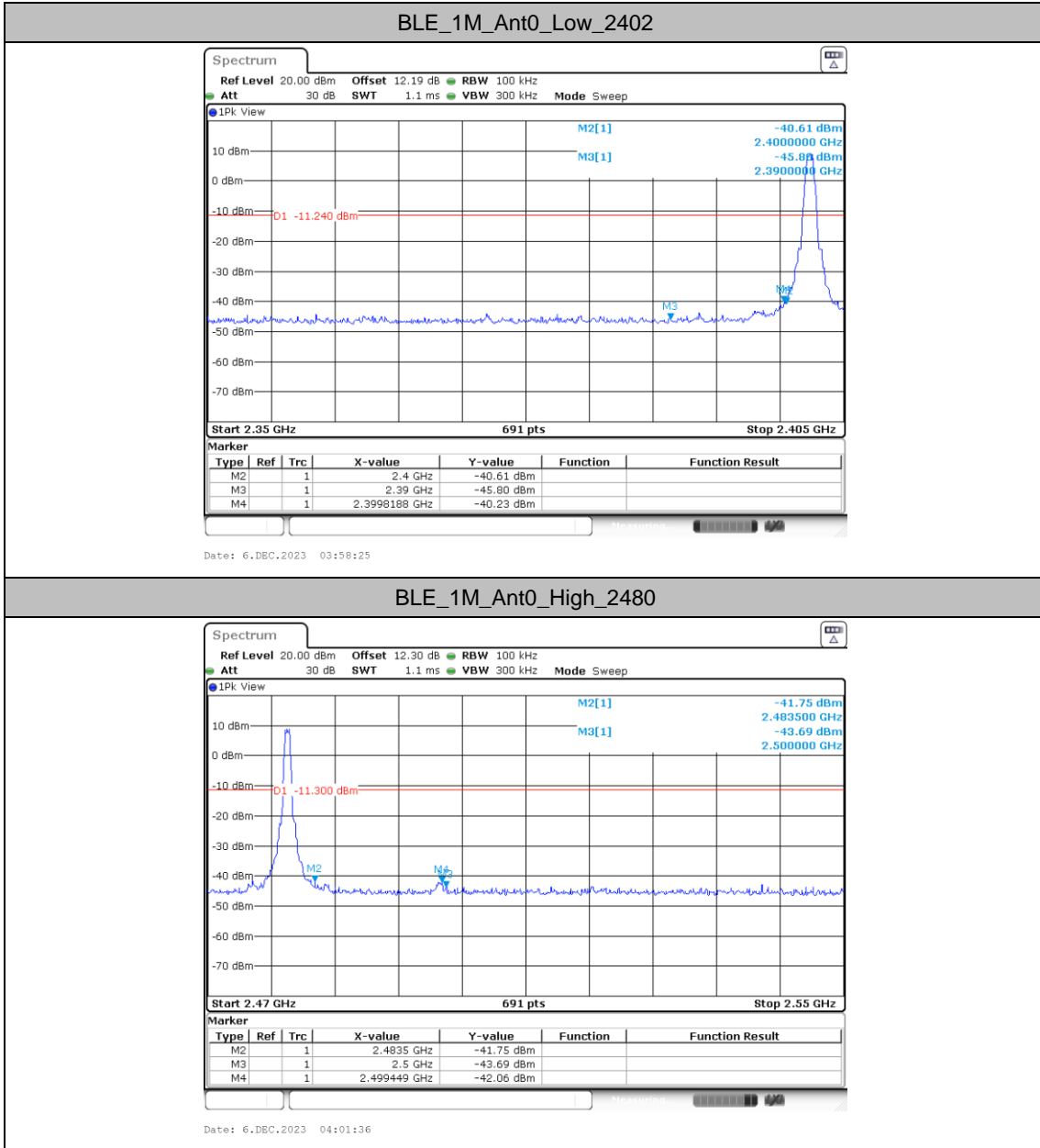
Band edge measurements

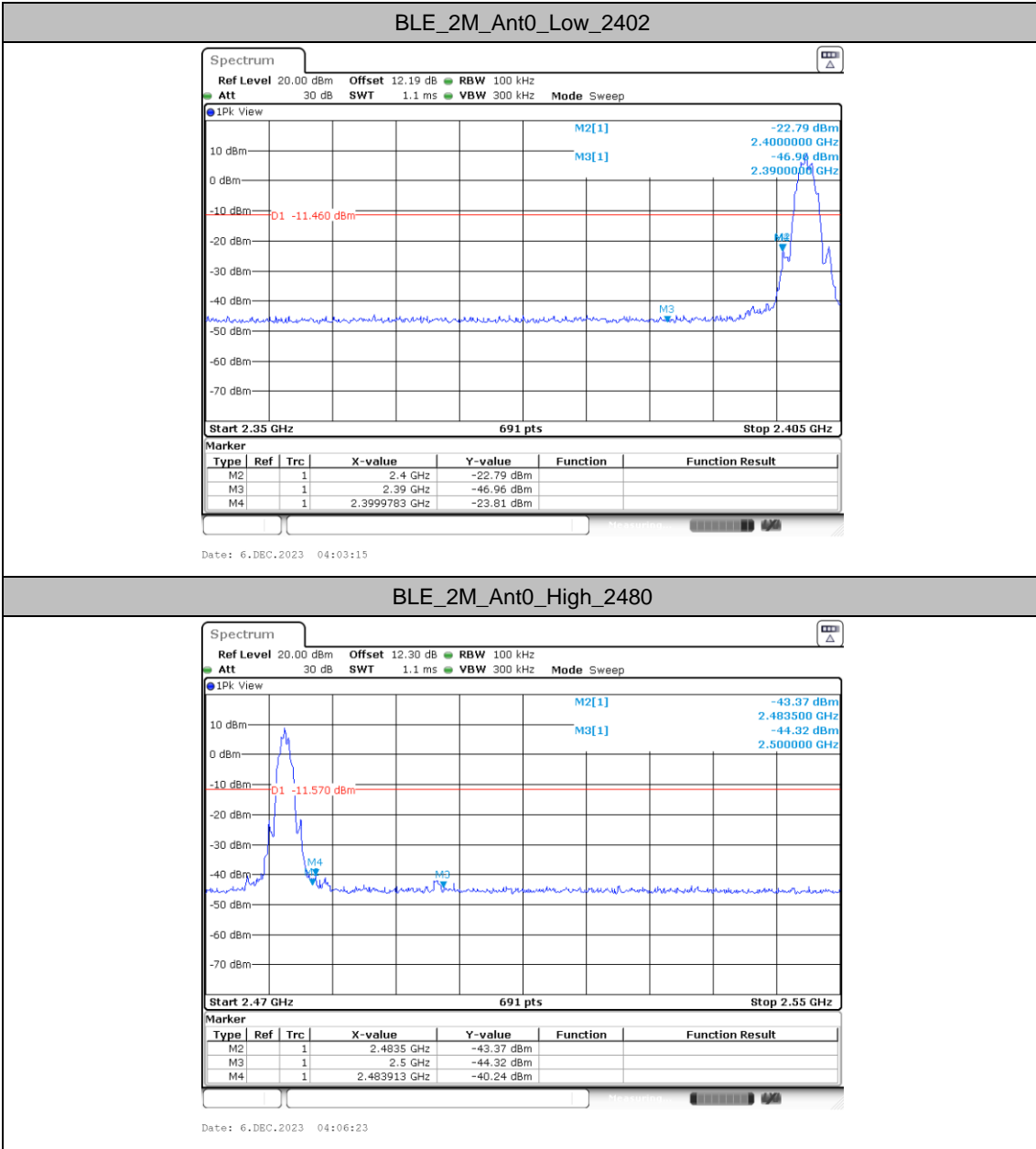
Test Result

TestMode	Antenna	ChName	Freq (MHz)	RefLevel [dBm/100KHz]	Result [dBm/100KHz]	Limit [dBm/100KHz]	Verdict
BLE_1M	Ant0	Low	2402	8.76	-40.23	≤-11.24	PASS
		High	2480	8.70	-42.06	≤-11.3	PASS
BLE_2M	Ant0	Low	2402	8.54	-23.81	≤-11.46	PASS
		High	2480	8.43	-40.24	≤-11.57	PASS



Test Graphs







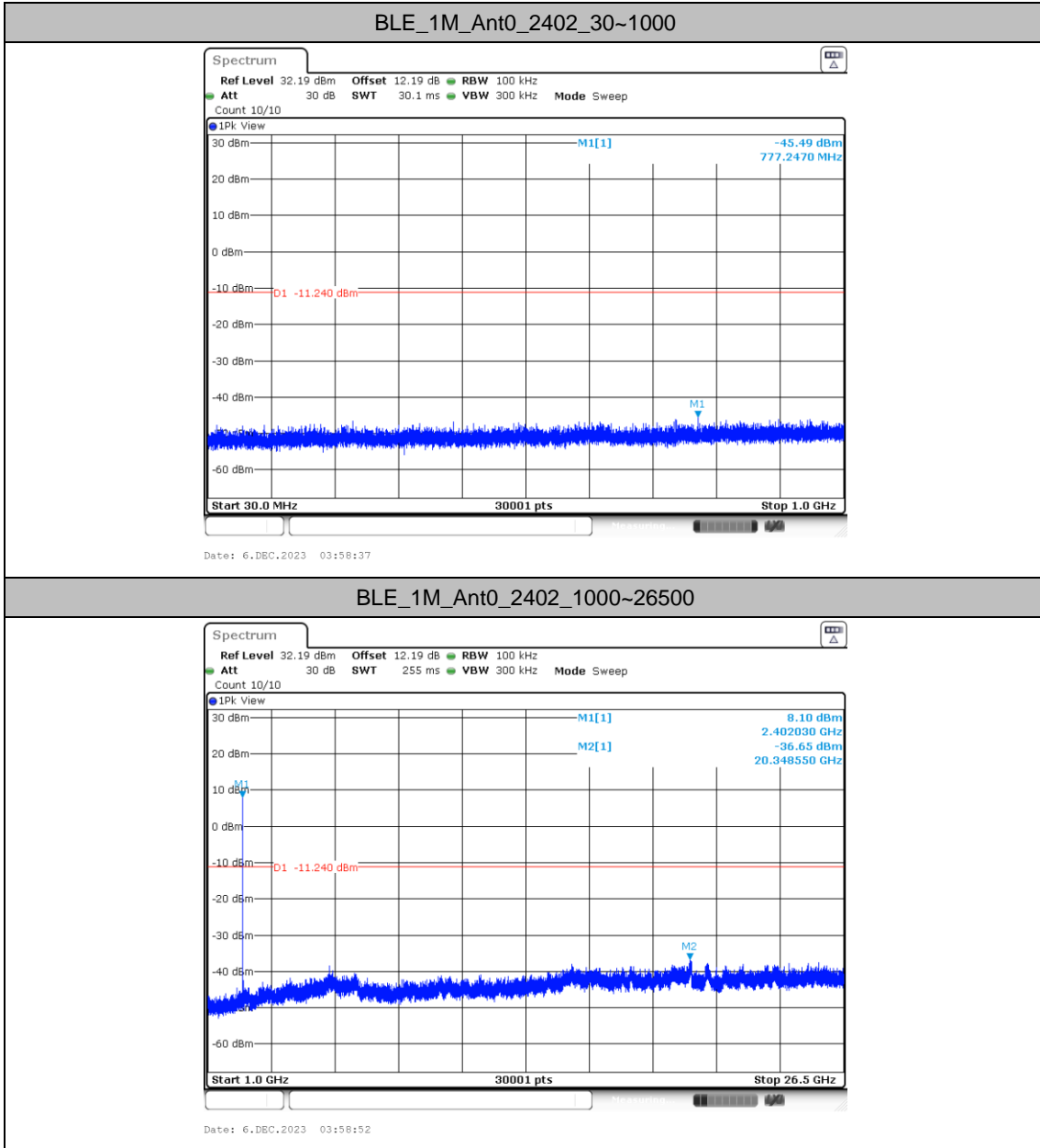
Conducted Spurious Emission

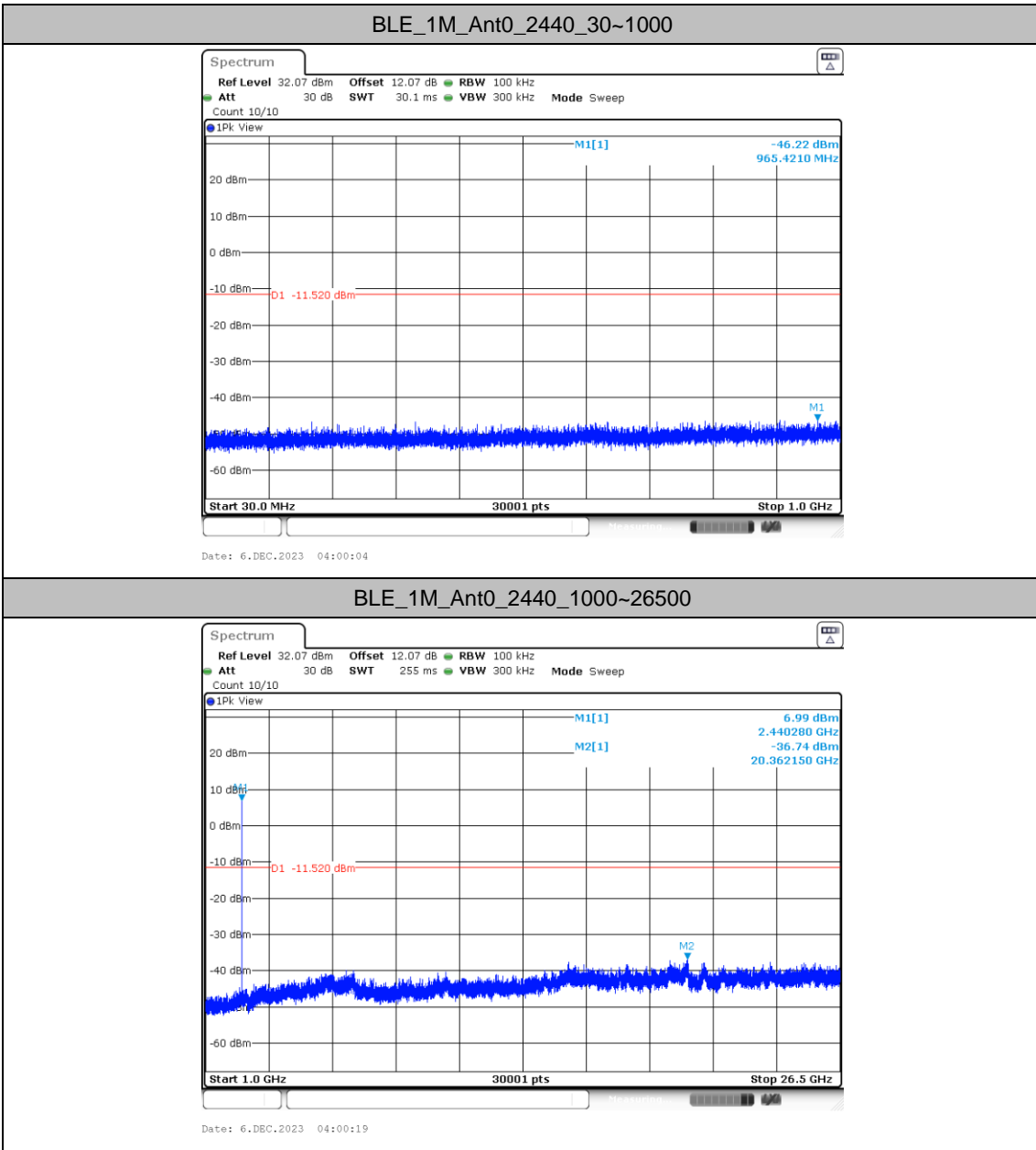
Test Result

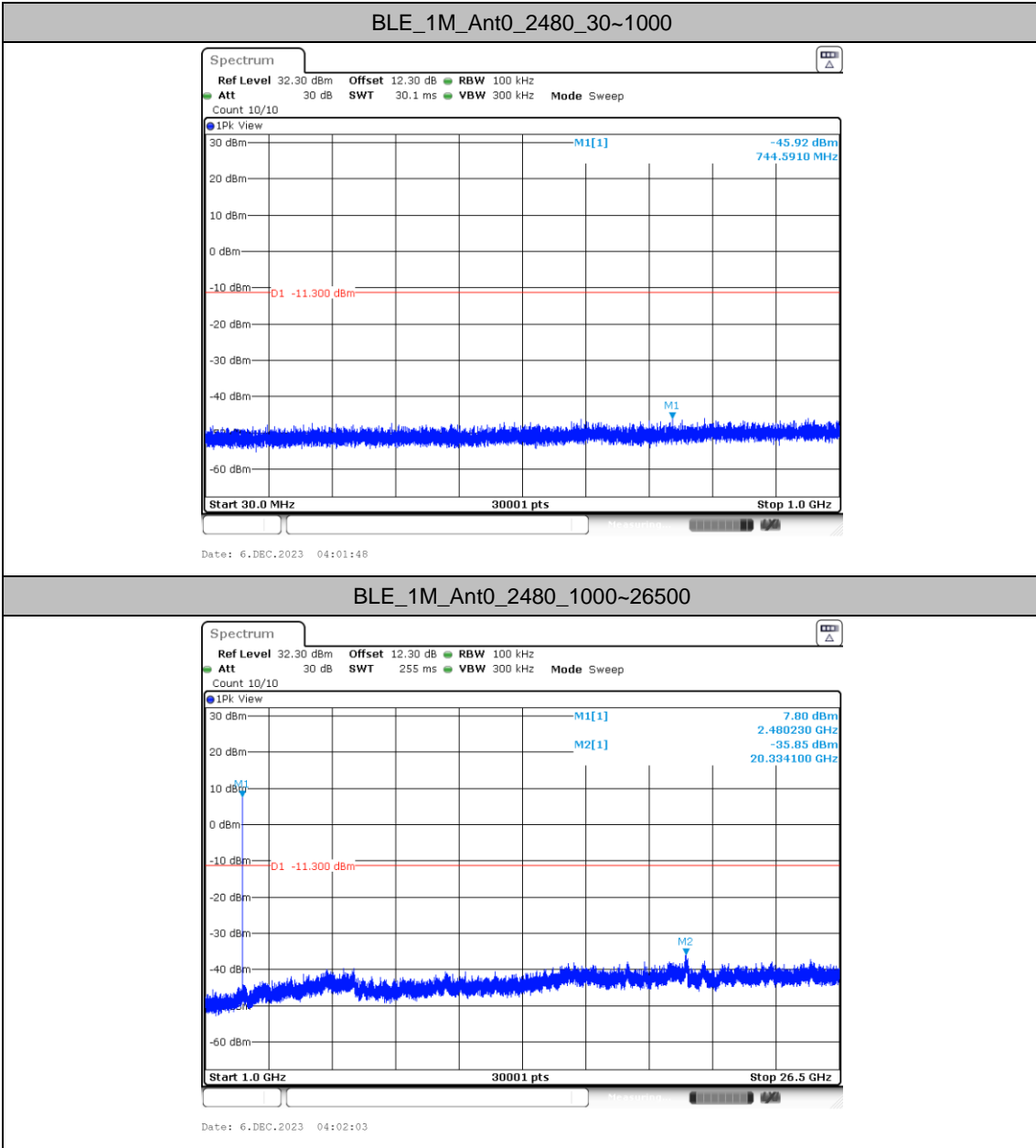
TestMode	Antenna	Freq(MHz)	FreqRange [MHz]	RefLevel [dBm/100KHz]	Result [dBm/100KHz]	Limit [dBm/100KHz]	Verdict
BLE_1M	Ant0	2402	30~1000	8.76	-45.49	≤-11.24	PASS
			1000~26500	8.76	-36.65	≤-11.24	PASS
		2440	30~1000	8.48	-46.22	≤-11.52	PASS
			1000~26500	8.48	-36.74	≤-11.52	PASS
		2480	30~1000	8.70	-45.92	≤-11.3	PASS
			1000~26500	8.70	-35.85	≤-11.3	PASS
BLE_2M	Ant0	2402	30~1000	8.54	-45.47	≤-11.46	PASS
			1000~26500	8.54	-36.63	≤-11.46	PASS
		2440	30~1000	8.30	-45.7	≤-11.7	PASS
			1000~26500	8.30	-36.72	≤-11.7	PASS
		2480	30~1000	8.43	-45.96	≤-11.57	PASS
			1000~26500	8.43	-36.49	≤-11.57	PASS

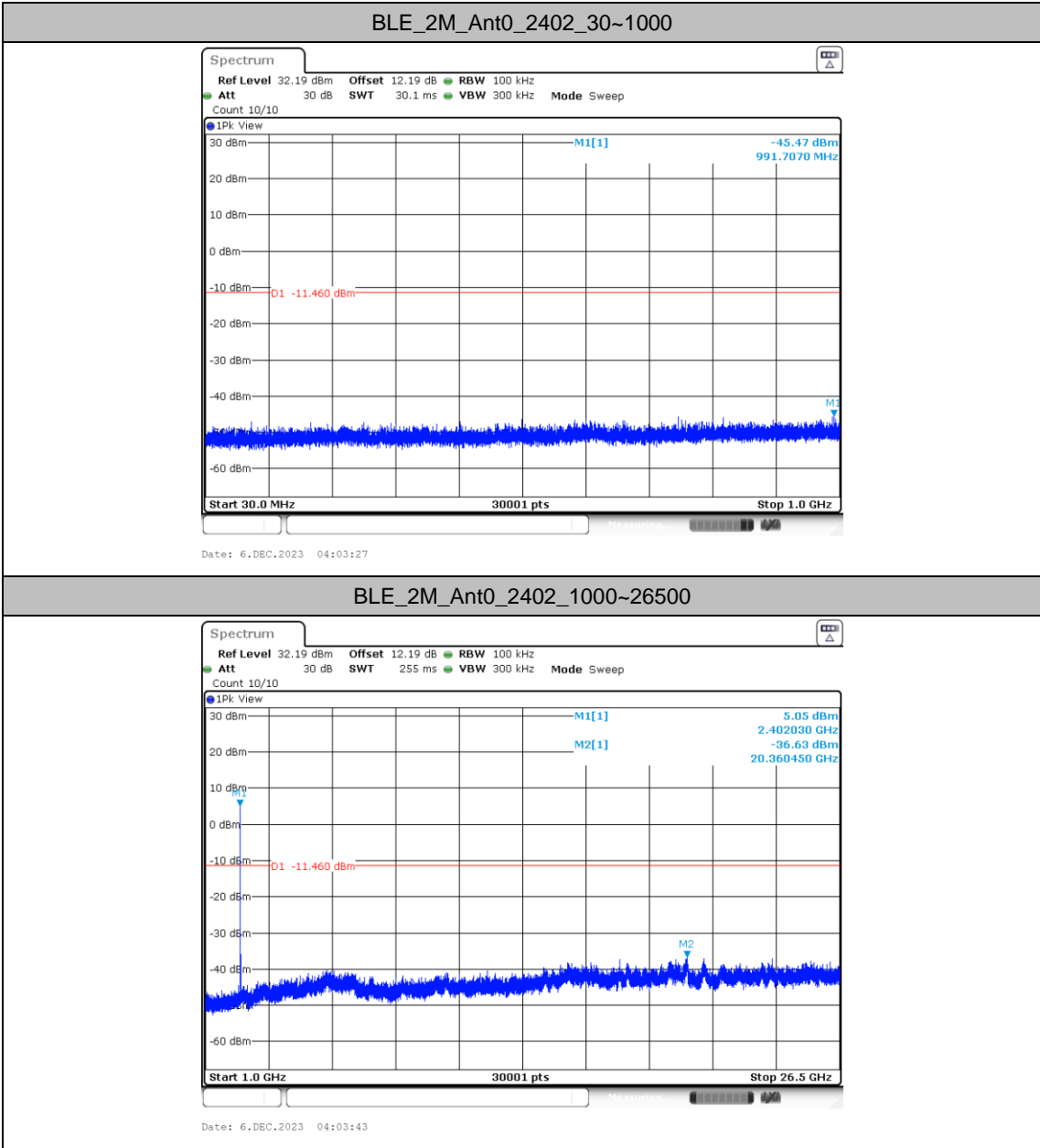


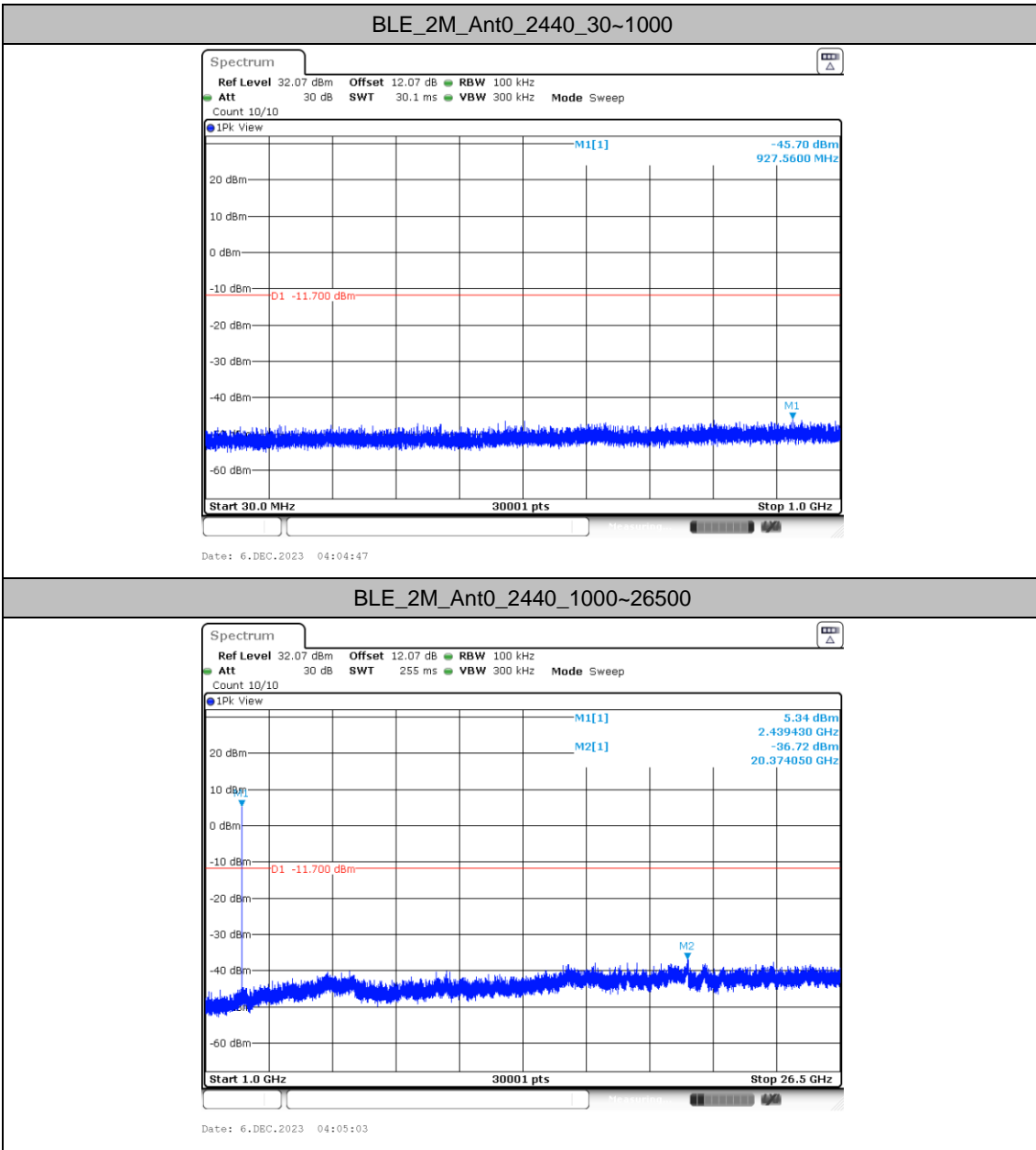
Test Graphs

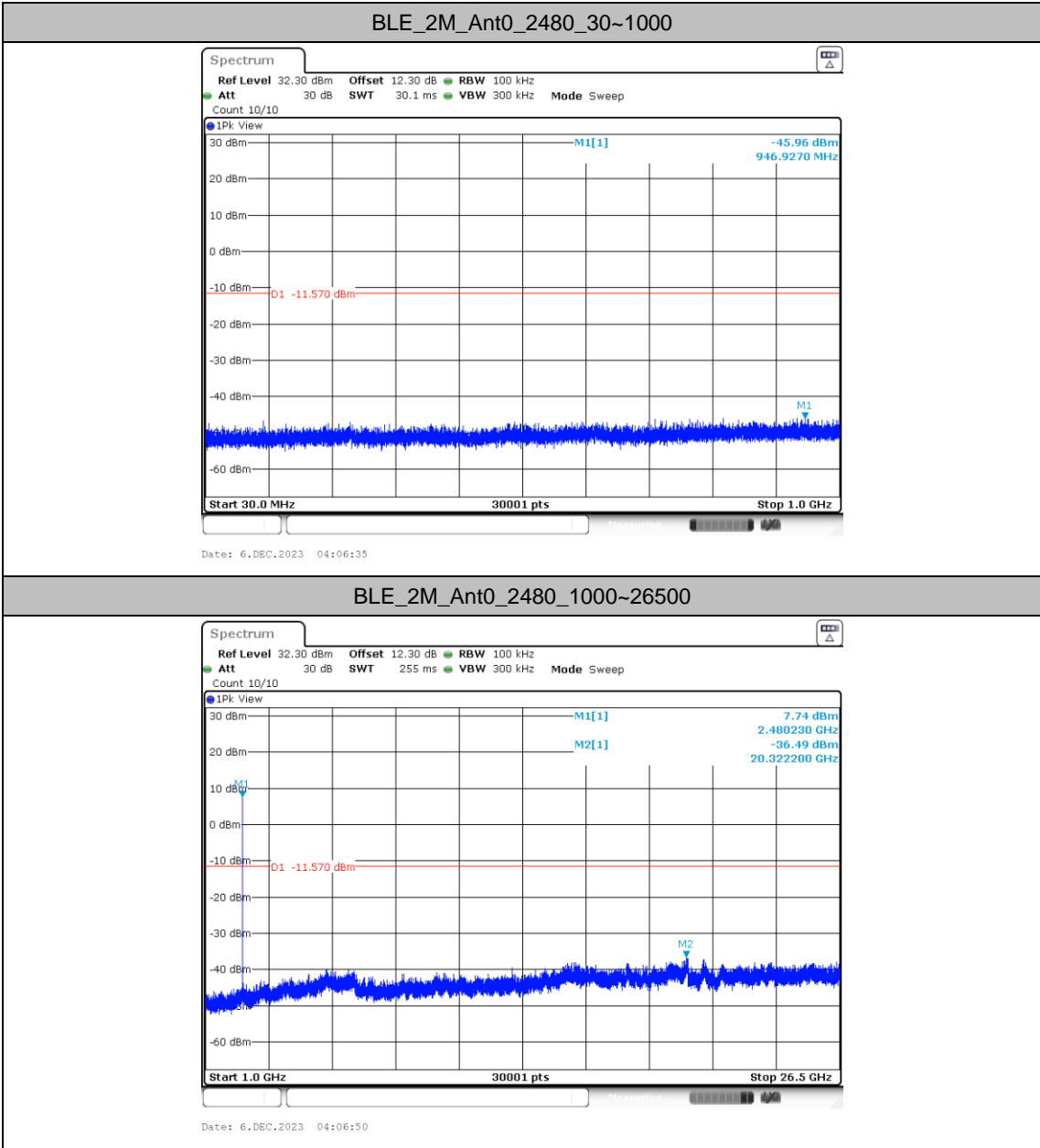








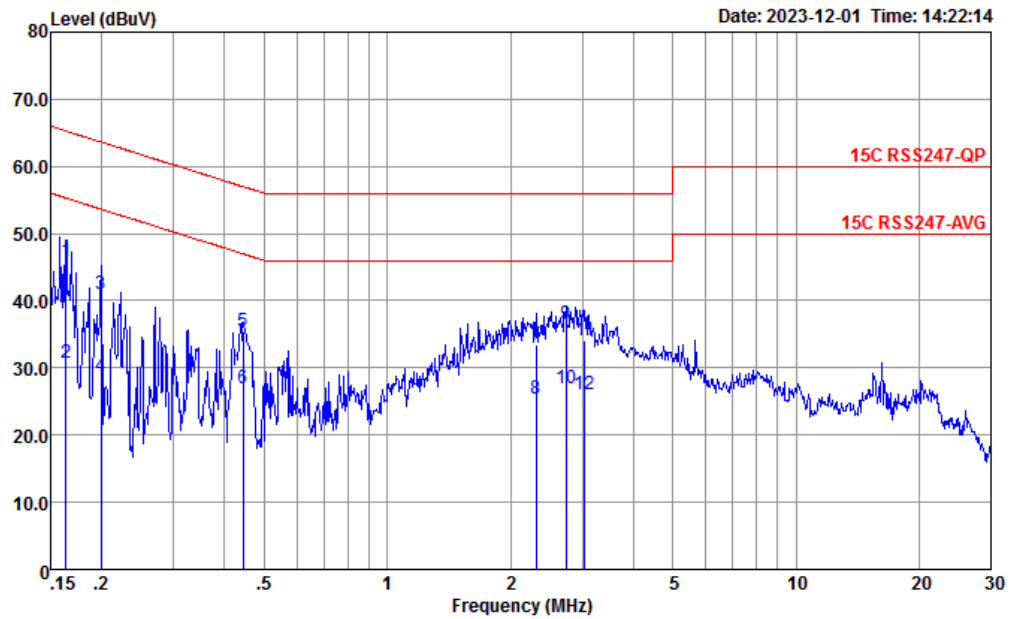






Appendix B. AC Conducted Emission Test Results

Test Engineer :	Amos Zhang	Temperature :	25.3~26.2°C
		Relative Humidity :	38~40%
Test Voltage :	120Vac / 60Hz	Phase :	Line
Remark :	All emissions not reported here are more than 10 dB below the prescribed limit.		

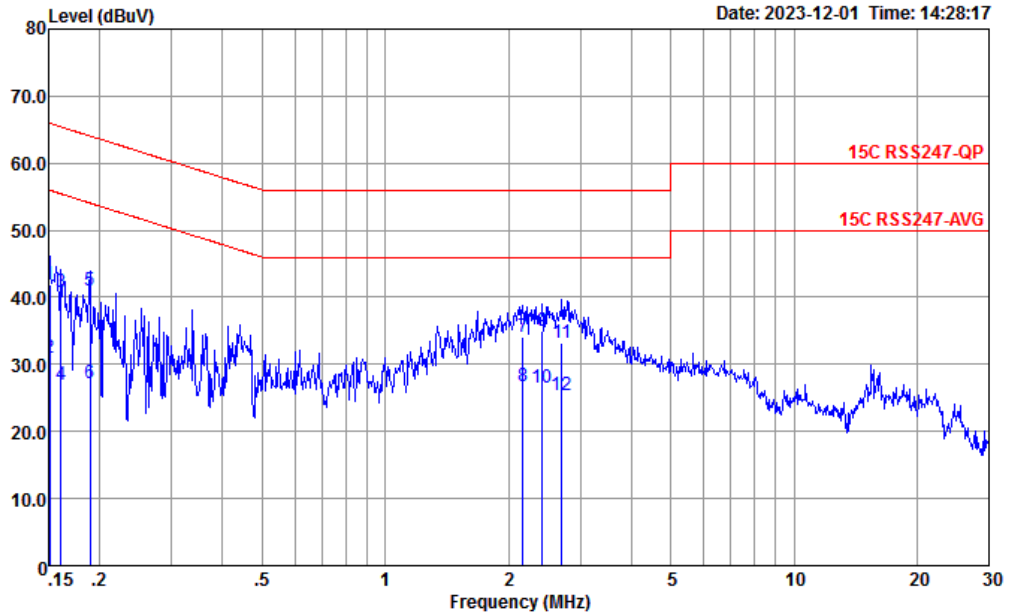


Site : CO01-KS
 Condition : 15C RSS247-QP LISN-060105-L 2023 LINE

	Freq	Level	Over	Limit	Read	LISN	Cable	Remark
	MHz	dBuV	Limit	Line	Level	Factor	Loss	
			dB	dBuV	dBuV	dB	dB	
1	0.163	45.97	-19.33	65.30	35.50	0.04	10.43	QP
2	0.163	30.77	-24.53	55.30	20.30	0.04	10.43	Average
3	0.200	40.95	-22.67	63.62	30.50	0.03	10.42	QP
4	0.200	28.65	-24.97	53.62	18.20	0.03	10.42	Average
5	0.444	35.44	-21.54	56.98	25.19	-0.01	10.26	QP
6	0.444	27.04	-19.94	46.98	16.79	-0.01	10.26	Average
7	2.309	33.44	-22.56	56.00	23.50	-0.12	10.06	QP
8	2.309	25.44	-20.56	46.00	15.50	-0.12	10.06	Average
9	2.736	36.57	-19.43	56.00	26.60	-0.09	10.06	QP
10 *	2.736	26.87	-19.13	46.00	16.90	-0.09	10.06	Average
11	3.041	34.18	-21.82	56.00	24.20	-0.08	10.06	QP
12	3.041	26.18	-19.82	46.00	16.20	-0.08	10.06	Average



Test Engineer :	Amos Zhang	Temperature :	25.3~26.2°C
		Relative Humidity :	38~40%
Test Voltage :	120Vac / 60Hz	Phase :	Neutral
Remark :	All emissions not reported here are more than 10 dB below the prescribed limit.		



Site : CO01-KS
 Condition : 15C RSS247-QP LISN-060105-N 2023 NEUTRAL

	Freq	Level	Over	Limit	Read	LISN	Cable	Remark
	MHz	dBuV	Limit	Line	Level	Factor	Loss	
			dB	dBuV	dBuV	dB	dB	
1	0.151	41.97	-23.99	65.96	31.50	0.04	10.43	QP
2	0.151	30.97	-24.99	55.96	20.50	0.04	10.43	Average
3	0.161	40.67	-24.76	65.43	30.20	0.04	10.43	QP
4	0.161	27.07	-28.36	55.43	16.60	0.04	10.43	Average
5	0.189	41.03	-23.03	64.06	30.56	0.05	10.42	QP
6	0.189	27.10	-26.96	54.06	16.63	0.05	10.42	Average
7	2.167	34.14	-21.86	56.00	24.20	-0.12	10.06	QP
8 *	2.167	26.74	-19.26	46.00	16.80	-0.12	10.06	Average
9	2.422	35.03	-20.97	56.00	25.09	-0.12	10.06	QP
10	2.422	26.43	-19.57	46.00	16.49	-0.12	10.06	Average
11	2.707	33.13	-22.87	56.00	23.20	-0.13	10.06	QP
12	2.707	25.43	-20.57	46.00	15.50	-0.13	10.06	Average

Note:

- Level(dBμV) = Read Level(dBμV) + LISN Factor(dB) + Cable Loss(dB)
- Over Limit(dB) = Level(dBμV) – Limit Line(dBμV)



Appendix C. Radiated Spurious Emission

Test Engineer :	Ryan Xu	Relative Humidity :	41~42%
		Temperature :	22~23°C

Radiated Spurious Emission Test Modes

Mode	Band (MHz)	Antenna	Modulation	Channel	Frequency	Data Rate	RU	Plane
Mode 4	2400-2483.5	0	Bluetooth-LE	00	2402	1Mbps	-	Wall
Mode 5	2400-2483.5	0	Bluetooth-LE	19	2440	1Mbps	-	Wall
Mode 6	2400-2483.5	0	Bluetooth-LE	39	2480	1Mbps	-	Wall
Mode 7	2400-2483.5	0	Bluetooth-LE	00	2402	2Mbps	-	Wall
Mode 8	2400-2483.5	0	Bluetooth-LE	19	2440	2Mbps	-	Wall
Mode 9	2400-2483.5	0	Bluetooth-LE	39	2480	2Mbps	-	Wall

Summary of each worse mode

Mode	Modulation	Ch.	Freq. (MHz)	Level (dBuV/m)	Limit (dBuV/m)	Margin (dB)	Pol.	Peak Avg.	Result	Remark
4	Bluetooth-LE	00	2363.56	43.44	54.00	-10.56	H	AVERAGE	Pass	Band Edge
	Bluetooth-LE	00	8124.00	46.74	74.00	-27.26	V	Peak	Pass	Harmonic
5	Bluetooth-LE	19	-	-	-	-	-	-	-	Band Edge
	Bluetooth-LE	19	8122.50	47.44	54.00	-6.56	V	Average	Pass	Harmonic
6	Bluetooth-LE	39	2483.50	50.17	54.00	-3.83	H	AVERAGE	Pass	Band Edge
	Bluetooth-LE	39	12402.00	47.72	54.00	-6.28	H	Average	Pass	Harmonic
7	Bluetooth-LE	00	2363.56	44.15	54.00	-9.85	H	AVERAGE	Pass	Band Edge
	Bluetooth-LE	00	8122.50	47.52	54.00	-6.48	V	Average	Pass	Harmonic
8	Bluetooth-LE	19	-	-	-	-	-	-	-	Band Edge
	Bluetooth-LE	19	8122.50	46.82	54.00	-7.18	V	Average	Pass	Harmonic
9	Bluetooth-LE	39	2483.56	53.45	54.00	-0.55	H	AVERAGE	Pass	Band Edge
	Bluetooth-LE	39	8122.50	48.92	54.00	-5.08	V	Average	Pass	Harmonic



Mode	4																																																																																	
	Band Edge																																																																																	
	2400-2483.5_Bluetooth-LE_CH00_2402MHz																																																																																	
ANT	0																																																																																	
Pol.	Horizontal	Fundamental																																																																																
Peak	<table border="1"> <thead> <tr> <th>Limit</th> <th>Read</th> <th>Ant</th> <th>Cable</th> <th>Preamp</th> <th>Aux</th> <th>APos</th> <th>TPos</th> <th>Remark</th> </tr> <tr> <th>Freq</th> <th>Level</th> <th>Line Margin</th> <th>Level Factor</th> <th>Loss Factor</th> <th>Factor</th> <th></th> <th></th> <th></th> </tr> <tr> <th>MHz</th> <th>dBuV/m</th> <th>dBuV/m</th> <th>dB</th> <th>dBuV</th> <th>dB/m</th> <th>dB</th> <th>dB</th> <th>cm</th> <th>deg</th> </tr> </thead> <tbody> <tr> <td>1</td> <td>2383.19</td> <td>58.05</td> <td>74.00</td> <td>-15.95</td> <td>49.73</td> <td>32.05</td> <td>7.10</td> <td>36.83</td> <td>6.00</td> <td>141</td> <td>0 PEAK</td> </tr> </tbody> </table>	Limit	Read	Ant	Cable	Preamp	Aux	APos	TPos	Remark	Freq	Level	Line Margin	Level Factor	Loss Factor	Factor				MHz	dBuV/m	dBuV/m	dB	dBuV	dB/m	dB	dB	cm	deg	1	2383.19	58.05	74.00	-15.95	49.73	32.05	7.10	36.83	6.00	141	0 PEAK	<table border="1"> <thead> <tr> <th>Limit</th> <th>Read</th> <th>Ant</th> <th>Cable</th> <th>Preamp</th> <th>Aux</th> <th>APos</th> <th>TPos</th> <th>Remark</th> </tr> <tr> <th>Freq</th> <th>Level</th> <th>Line Margin</th> <th>Level Factor</th> <th>Loss Factor</th> <th>Factor</th> <th></th> <th></th> <th></th> </tr> <tr> <th>MHz</th> <th>dBuV/m</th> <th>dBuV/m</th> <th>dB</th> <th>dBuV</th> <th>dB/m</th> <th>dB</th> <th>dB</th> <th>cm</th> <th>deg</th> </tr> </thead> <tbody> <tr> <td>1</td> <td>2402.00</td> <td>106.20</td> <td>-----</td> <td>-----</td> <td>97.88</td> <td>32.11</td> <td>7.12</td> <td>36.83</td> <td>6.00</td> <td>141</td> <td>0 PEAK</td> </tr> </tbody> </table>	Limit	Read	Ant	Cable	Preamp	Aux	APos	TPos	Remark	Freq	Level	Line Margin	Level Factor	Loss Factor	Factor				MHz	dBuV/m	dBuV/m	dB	dBuV	dB/m	dB	dB	cm	deg	1	2402.00	106.20	-----	-----	97.88	32.11	7.12	36.83	6.00	141	0 PEAK
	Limit	Read	Ant	Cable	Preamp	Aux	APos	TPos	Remark																																																																									
Freq	Level	Line Margin	Level Factor	Loss Factor	Factor																																																																													
MHz	dBuV/m	dBuV/m	dB	dBuV	dB/m	dB	dB	cm	deg																																																																									
1	2383.19	58.05	74.00	-15.95	49.73	32.05	7.10	36.83	6.00	141	0 PEAK																																																																							
Limit	Read	Ant	Cable	Preamp	Aux	APos	TPos	Remark																																																																										
Freq	Level	Line Margin	Level Factor	Loss Factor	Factor																																																																													
MHz	dBuV/m	dBuV/m	dB	dBuV	dB/m	dB	dB	cm	deg																																																																									
1	2402.00	106.20	-----	-----	97.88	32.11	7.12	36.83	6.00	141	0 PEAK																																																																							
Avg	<table border="1"> <thead> <tr> <th>Limit</th> <th>Read</th> <th>Ant</th> <th>Cable</th> <th>Preamp</th> <th>Aux</th> <th>APos</th> <th>TPos</th> <th>Remark</th> </tr> <tr> <th>Freq</th> <th>Level</th> <th>Line Margin</th> <th>Level Factor</th> <th>Loss Factor</th> <th>Factor</th> <th></th> <th></th> <th></th> </tr> <tr> <th>MHz</th> <th>dBuV/m</th> <th>dBuV/m</th> <th>dB</th> <th>dBuV</th> <th>dB/m</th> <th>dB</th> <th>dB</th> <th>cm</th> <th>deg</th> </tr> </thead> <tbody> <tr> <td>1</td> <td>2363.56</td> <td>43.44</td> <td>54.00</td> <td>-10.56</td> <td>35.23</td> <td>31.99</td> <td>7.07</td> <td>36.85</td> <td>6.00</td> <td>141</td> <td>0 AVERAGE</td> </tr> </tbody> </table>	Limit	Read	Ant	Cable	Preamp	Aux	APos	TPos	Remark	Freq	Level	Line Margin	Level Factor	Loss Factor	Factor				MHz	dBuV/m	dBuV/m	dB	dBuV	dB/m	dB	dB	cm	deg	1	2363.56	43.44	54.00	-10.56	35.23	31.99	7.07	36.85	6.00	141	0 AVERAGE	<table border="1"> <thead> <tr> <th>Limit</th> <th>Read</th> <th>Ant</th> <th>Cable</th> <th>Preamp</th> <th>Aux</th> <th>APos</th> <th>TPos</th> <th>Remark</th> </tr> <tr> <th>Freq</th> <th>Level</th> <th>Line Margin</th> <th>Level Factor</th> <th>Loss Factor</th> <th>Factor</th> <th></th> <th></th> <th></th> </tr> <tr> <th>MHz</th> <th>dBuV/m</th> <th>dBuV/m</th> <th>dB</th> <th>dBuV</th> <th>dB/m</th> <th>dB</th> <th>dB</th> <th>cm</th> <th>deg</th> </tr> </thead> <tbody> <tr> <td>1</td> <td>2402.00</td> <td>105.39</td> <td>-----</td> <td>-----</td> <td>96.99</td> <td>32.11</td> <td>7.12</td> <td>36.83</td> <td>6.00</td> <td>141</td> <td>0 AVERAGE</td> </tr> </tbody> </table>	Limit	Read	Ant	Cable	Preamp	Aux	APos	TPos	Remark	Freq	Level	Line Margin	Level Factor	Loss Factor	Factor				MHz	dBuV/m	dBuV/m	dB	dBuV	dB/m	dB	dB	cm	deg	1	2402.00	105.39	-----	-----	96.99	32.11	7.12	36.83	6.00	141	0 AVERAGE
Limit	Read	Ant	Cable	Preamp	Aux	APos	TPos	Remark																																																																										
Freq	Level	Line Margin	Level Factor	Loss Factor	Factor																																																																													
MHz	dBuV/m	dBuV/m	dB	dBuV	dB/m	dB	dB	cm	deg																																																																									
1	2363.56	43.44	54.00	-10.56	35.23	31.99	7.07	36.85	6.00	141	0 AVERAGE																																																																							
Limit	Read	Ant	Cable	Preamp	Aux	APos	TPos	Remark																																																																										
Freq	Level	Line Margin	Level Factor	Loss Factor	Factor																																																																													
MHz	dBuV/m	dBuV/m	dB	dBuV	dB/m	dB	dB	cm	deg																																																																									
1	2402.00	105.39	-----	-----	96.99	32.11	7.12	36.83	6.00	141	0 AVERAGE																																																																							



Mode	4																																																																																			
	Band Edge																																																																																			
	2400-2483.5_Bluetooth-LE_CH00_2402MHz																																																																																			
ANT	0																																																																																			
Pol.	Vertical	Fundamental																																																																																		
Peak	<table border="1"> <thead> <tr> <th>Limit</th> <th>Read</th> <th>Ant</th> <th>Cable</th> <th>Preamp</th> <th>Aux</th> <th>APos</th> <th>TPos</th> <th>Remark</th> </tr> <tr> <th>Freq</th> <th>Level</th> <th>Line Margin</th> <th>Level Factor</th> <th>Loss Factor</th> <th>Factor</th> <th></th> <th></th> <th></th> </tr> <tr> <th>MHz</th> <th>dBuV/m</th> <th>dBuV/m</th> <th>dB</th> <th>dBuV</th> <th>dB/m</th> <th>dB</th> <th>dB</th> <th>cm</th> <th>deg</th> </tr> </thead> <tbody> <tr> <td>1</td> <td>2382.67</td> <td>55.90</td> <td>74.00</td> <td>-18.10</td> <td>47.59</td> <td>32.05</td> <td>7.09</td> <td>36.83</td> <td>6.00</td> <td>341</td> <td>87</td> <td>PEAK</td> </tr> </tbody> </table>	Limit	Read	Ant	Cable	Preamp	Aux	APos	TPos	Remark	Freq	Level	Line Margin	Level Factor	Loss Factor	Factor				MHz	dBuV/m	dBuV/m	dB	dBuV	dB/m	dB	dB	cm	deg	1	2382.67	55.90	74.00	-18.10	47.59	32.05	7.09	36.83	6.00	341	87	PEAK	<table border="1"> <thead> <tr> <th>Limit</th> <th>Read</th> <th>Ant</th> <th>Cable</th> <th>Preamp</th> <th>Aux</th> <th>APos</th> <th>TPos</th> <th>Remark</th> </tr> <tr> <th>Freq</th> <th>Level</th> <th>Line Margin</th> <th>Level Factor</th> <th>Loss Factor</th> <th>Factor</th> <th></th> <th></th> <th></th> </tr> <tr> <th>MHz</th> <th>dBuV/m</th> <th>dBuV/m</th> <th>dB</th> <th>dBuV</th> <th>dB/m</th> <th>dB</th> <th>dB</th> <th>cm</th> <th>deg</th> </tr> </thead> <tbody> <tr> <td>1</td> <td>2402.00</td> <td>104.15</td> <td>-----</td> <td>-----</td> <td>95.75</td> <td>32.11</td> <td>7.12</td> <td>36.83</td> <td>6.00</td> <td>341</td> <td>87</td> <td>PEAK</td> </tr> </tbody> </table>	Limit	Read	Ant	Cable	Preamp	Aux	APos	TPos	Remark	Freq	Level	Line Margin	Level Factor	Loss Factor	Factor				MHz	dBuV/m	dBuV/m	dB	dBuV	dB/m	dB	dB	cm	deg	1	2402.00	104.15	-----	-----	95.75	32.11	7.12	36.83	6.00	341	87	PEAK
	Limit	Read	Ant	Cable	Preamp	Aux	APos	TPos	Remark																																																																											
Freq	Level	Line Margin	Level Factor	Loss Factor	Factor																																																																															
MHz	dBuV/m	dBuV/m	dB	dBuV	dB/m	dB	dB	cm	deg																																																																											
1	2382.67	55.90	74.00	-18.10	47.59	32.05	7.09	36.83	6.00	341	87	PEAK																																																																								
Limit	Read	Ant	Cable	Preamp	Aux	APos	TPos	Remark																																																																												
Freq	Level	Line Margin	Level Factor	Loss Factor	Factor																																																																															
MHz	dBuV/m	dBuV/m	dB	dBuV	dB/m	dB	dB	cm	deg																																																																											
1	2402.00	104.15	-----	-----	95.75	32.11	7.12	36.83	6.00	341	87	PEAK																																																																								
Avg	<table border="1"> <thead> <tr> <th>Limit</th> <th>Read</th> <th>Ant</th> <th>Cable</th> <th>Preamp</th> <th>Aux</th> <th>APos</th> <th>TPos</th> <th>Remark</th> </tr> <tr> <th>Freq</th> <th>Level</th> <th>Line Margin</th> <th>Level Factor</th> <th>Loss Factor</th> <th>Factor</th> <th></th> <th></th> <th></th> </tr> <tr> <th>MHz</th> <th>dBuV/m</th> <th>dBuV/m</th> <th>dB</th> <th>dBuV</th> <th>dB/m</th> <th>dB</th> <th>dB</th> <th>cm</th> <th>deg</th> </tr> </thead> <tbody> <tr> <td>1</td> <td>2387.35</td> <td>40.45</td> <td>54.00</td> <td>-13.55</td> <td>32.12</td> <td>32.06</td> <td>7.10</td> <td>36.83</td> <td>6.00</td> <td>341</td> <td>87</td> <td>AVERAGE</td> </tr> </tbody> </table>	Limit	Read	Ant	Cable	Preamp	Aux	APos	TPos	Remark	Freq	Level	Line Margin	Level Factor	Loss Factor	Factor				MHz	dBuV/m	dBuV/m	dB	dBuV	dB/m	dB	dB	cm	deg	1	2387.35	40.45	54.00	-13.55	32.12	32.06	7.10	36.83	6.00	341	87	AVERAGE	<table border="1"> <thead> <tr> <th>Limit</th> <th>Read</th> <th>Ant</th> <th>Cable</th> <th>Preamp</th> <th>Aux</th> <th>APos</th> <th>TPos</th> <th>Remark</th> </tr> <tr> <th>Freq</th> <th>Level</th> <th>Line Margin</th> <th>Level Factor</th> <th>Loss Factor</th> <th>Factor</th> <th></th> <th></th> <th></th> </tr> <tr> <th>MHz</th> <th>dBuV/m</th> <th>dBuV/m</th> <th>dB</th> <th>dBuV</th> <th>dB/m</th> <th>dB</th> <th>dB</th> <th>cm</th> <th>deg</th> </tr> </thead> <tbody> <tr> <td>1</td> <td>2402.00</td> <td>103.27</td> <td>-----</td> <td>-----</td> <td>94.87</td> <td>32.11</td> <td>7.12</td> <td>36.83</td> <td>6.00</td> <td>341</td> <td>87</td> <td>AVERAGE</td> </tr> </tbody> </table>	Limit	Read	Ant	Cable	Preamp	Aux	APos	TPos	Remark	Freq	Level	Line Margin	Level Factor	Loss Factor	Factor				MHz	dBuV/m	dBuV/m	dB	dBuV	dB/m	dB	dB	cm	deg	1	2402.00	103.27	-----	-----	94.87	32.11	7.12	36.83	6.00	341	87	AVERAGE
Limit	Read	Ant	Cable	Preamp	Aux	APos	TPos	Remark																																																																												
Freq	Level	Line Margin	Level Factor	Loss Factor	Factor																																																																															
MHz	dBuV/m	dBuV/m	dB	dBuV	dB/m	dB	dB	cm	deg																																																																											
1	2387.35	40.45	54.00	-13.55	32.12	32.06	7.10	36.83	6.00	341	87	AVERAGE																																																																								
Limit	Read	Ant	Cable	Preamp	Aux	APos	TPos	Remark																																																																												
Freq	Level	Line Margin	Level Factor	Loss Factor	Factor																																																																															
MHz	dBuV/m	dBuV/m	dB	dBuV	dB/m	dB	dB	cm	deg																																																																											
1	2402.00	103.27	-----	-----	94.87	32.11	7.12	36.83	6.00	341	87	AVERAGE																																																																								

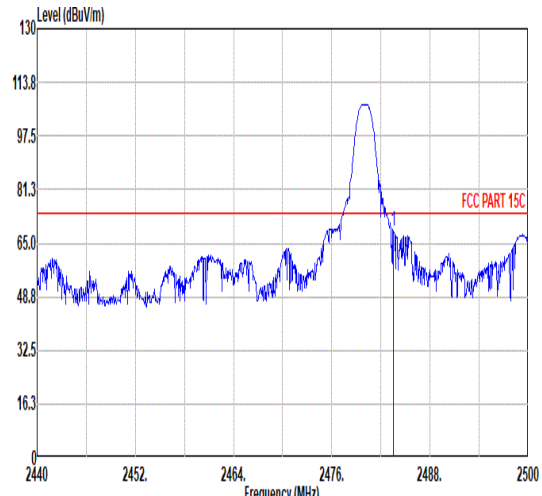
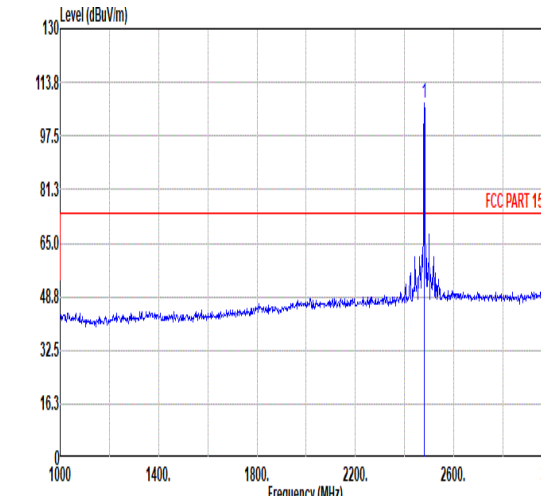
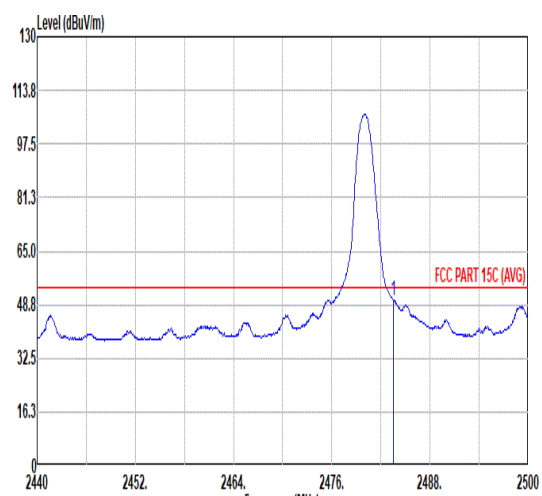
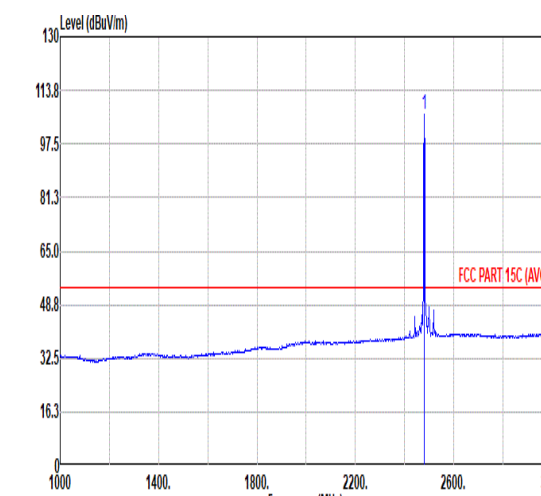


Mode	4																																																																																																																																																				
	Harmonic																																																																																																																																																				
	2400-2483.5_Bluetooth-LE_CH00_2402MHz																																																																																																																																																				
ANT	0																																																																																																																																																				
Pol.	Horizontal	Vertical																																																																																																																																																			
Peak Avg	<table border="1"> <thead> <tr> <th>Limit</th> <th>Read</th> <th>Ant</th> <th>Cable</th> <th>Preamp</th> <th>Aux</th> <th>APos</th> <th>TPos</th> <th>Remark</th> </tr> <tr> <th>Freq</th> <th>Level</th> <th>Line Margin</th> <th>Level</th> <th>Factor</th> <th>Loss Factor</th> <th>Factor</th> <th></th> <th></th> </tr> <tr> <th>MHz</th> <th>dBuV/m</th> <th>dBuV/m</th> <th>dB</th> <th>dBuV</th> <th>dB/m</th> <th>dB</th> <th>dB</th> <th>cm</th> <th>deg</th> </tr> </thead> <tbody> <tr> <td>1</td> <td>4804.00</td> <td>39.92</td> <td>74.00</td> <td>-34.08</td> <td>61.07</td> <td>33.90</td> <td>10.20</td> <td>65.25</td> <td>0.00</td> <td>--</td> <td>--</td> <td>PEAK</td> </tr> <tr> <td>2</td> <td>8124.00</td> <td>43.78</td> <td>74.00</td> <td>-30.22</td> <td>60.85</td> <td>36.25</td> <td>13.48</td> <td>66.80</td> <td>0.00</td> <td>--</td> <td>--</td> <td>Peak</td> </tr> <tr> <td>3</td> <td>9276.00</td> <td>46.14</td> <td>85.12</td> <td>-38.98</td> <td>61.97</td> <td>36.55</td> <td>14.54</td> <td>66.92</td> <td>0.00</td> <td>--</td> <td>--</td> <td>Peak</td> </tr> </tbody> </table>	Limit	Read	Ant	Cable	Preamp	Aux	APos	TPos	Remark	Freq	Level	Line Margin	Level	Factor	Loss Factor	Factor			MHz	dBuV/m	dBuV/m	dB	dBuV	dB/m	dB	dB	cm	deg	1	4804.00	39.92	74.00	-34.08	61.07	33.90	10.20	65.25	0.00	--	--	PEAK	2	8124.00	43.78	74.00	-30.22	60.85	36.25	13.48	66.80	0.00	--	--	Peak	3	9276.00	46.14	85.12	-38.98	61.97	36.55	14.54	66.92	0.00	--	--	Peak	<table border="1"> <thead> <tr> <th>Limit</th> <th>Read</th> <th>Ant</th> <th>Cable</th> <th>Preamp</th> <th>Aux</th> <th>APos</th> <th>TPos</th> <th>Remark</th> </tr> <tr> <th>Freq</th> <th>Level</th> <th>Line Margin</th> <th>Level</th> <th>Factor</th> <th>Loss Factor</th> <th>Factor</th> <th></th> <th></th> </tr> <tr> <th>MHz</th> <th>dBuV/m</th> <th>dBuV/m</th> <th>dB</th> <th>dBuV</th> <th>dB/m</th> <th>dB</th> <th>dB</th> <th>cm</th> <th>deg</th> </tr> </thead> <tbody> <tr> <td>1</td> <td>4804.00</td> <td>39.42</td> <td>74.00</td> <td>-34.58</td> <td>60.57</td> <td>33.90</td> <td>10.20</td> <td>65.25</td> <td>0.00</td> <td>--</td> <td>--</td> <td>PEAK</td> </tr> <tr> <td>2</td> <td>8124.00</td> <td>46.74</td> <td>74.00</td> <td>-27.26</td> <td>63.81</td> <td>36.25</td> <td>13.48</td> <td>66.80</td> <td>0.00</td> <td>--</td> <td>--</td> <td>Peak</td> </tr> <tr> <td>3</td> <td>8629.50</td> <td>45.61</td> <td>81.54</td> <td>-35.93</td> <td>62.33</td> <td>36.23</td> <td>13.94</td> <td>66.89</td> <td>0.00</td> <td>--</td> <td>--</td> <td>Peak</td> </tr> <tr> <td>4</td> <td>9276.00</td> <td>48.62</td> <td>81.54</td> <td>-32.92</td> <td>64.45</td> <td>36.55</td> <td>14.54</td> <td>66.92</td> <td>0.00</td> <td>--</td> <td>--</td> <td>Peak</td> </tr> </tbody> </table>	Limit	Read	Ant	Cable	Preamp	Aux	APos	TPos	Remark	Freq	Level	Line Margin	Level	Factor	Loss Factor	Factor			MHz	dBuV/m	dBuV/m	dB	dBuV	dB/m	dB	dB	cm	deg	1	4804.00	39.42	74.00	-34.58	60.57	33.90	10.20	65.25	0.00	--	--	PEAK	2	8124.00	46.74	74.00	-27.26	63.81	36.25	13.48	66.80	0.00	--	--	Peak	3	8629.50	45.61	81.54	-35.93	62.33	36.23	13.94	66.89	0.00	--	--	Peak	4	9276.00	48.62	81.54	-32.92	64.45	36.55	14.54	66.92	0.00	--	--	Peak
Limit	Read	Ant	Cable	Preamp	Aux	APos	TPos	Remark																																																																																																																																													
Freq	Level	Line Margin	Level	Factor	Loss Factor	Factor																																																																																																																																															
MHz	dBuV/m	dBuV/m	dB	dBuV	dB/m	dB	dB	cm	deg																																																																																																																																												
1	4804.00	39.92	74.00	-34.08	61.07	33.90	10.20	65.25	0.00	--	--	PEAK																																																																																																																																									
2	8124.00	43.78	74.00	-30.22	60.85	36.25	13.48	66.80	0.00	--	--	Peak																																																																																																																																									
3	9276.00	46.14	85.12	-38.98	61.97	36.55	14.54	66.92	0.00	--	--	Peak																																																																																																																																									
Limit	Read	Ant	Cable	Preamp	Aux	APos	TPos	Remark																																																																																																																																													
Freq	Level	Line Margin	Level	Factor	Loss Factor	Factor																																																																																																																																															
MHz	dBuV/m	dBuV/m	dB	dBuV	dB/m	dB	dB	cm	deg																																																																																																																																												
1	4804.00	39.42	74.00	-34.58	60.57	33.90	10.20	65.25	0.00	--	--	PEAK																																																																																																																																									
2	8124.00	46.74	74.00	-27.26	63.81	36.25	13.48	66.80	0.00	--	--	Peak																																																																																																																																									
3	8629.50	45.61	81.54	-35.93	62.33	36.23	13.94	66.89	0.00	--	--	Peak																																																																																																																																									
4	9276.00	48.62	81.54	-32.92	64.45	36.55	14.54	66.92	0.00	--	--	Peak																																																																																																																																									



Mode	5																																																																																																																																																																																										
	Harmonic																																																																																																																																																																																										
	2400-2483.5_Bluetooth-LE_CH19_2440MHz																																																																																																																																																																																										
ANT	0																																																																																																																																																																																										
Pol.	Horizontal	Vertical																																																																																																																																																																																									
Peak Avg																																																																																																																																																																																											
	<table border="1"> <thead> <tr> <th>Limit</th> <th>Read</th> <th>Ant</th> <th>Cable</th> <th>Preamp</th> <th>Aux</th> <th>APos</th> <th>TPos</th> <th>Remark</th> </tr> <tr> <th>Freq</th> <th>Level</th> <th>Line Margin</th> <th>Level</th> <th>Factor</th> <th>Loss Factor</th> <th>Factor</th> <th></th> <th></th> </tr> <tr> <th>MHz</th> <th>dBuV/m</th> <th>dBuV/m</th> <th>dB</th> <th>dBuV</th> <th>dB/m</th> <th>dB</th> <th>dB</th> <th>cm</th> <th>deg</th> </tr> </thead> <tbody> <tr> <td>1</td> <td>4879.50</td> <td>41.40</td> <td>74.00</td> <td>-32.60</td> <td>62.48</td> <td>33.90</td> <td>10.30</td> <td>65.28</td> <td>0.00</td> <td>--</td> <td>--</td> <td>Peak</td> </tr> <tr> <td>2</td> <td>7320.00</td> <td>38.32</td> <td>74.00</td> <td>-35.68</td> <td>56.37</td> <td>35.70</td> <td>12.72</td> <td>66.47</td> <td>0.00</td> <td>--</td> <td>--</td> <td>Peak</td> </tr> <tr> <td>3</td> <td>9274.50</td> <td>46.96</td> <td>85.56</td> <td>-38.60</td> <td>62.79</td> <td>36.55</td> <td>14.54</td> <td>66.92</td> <td>0.00</td> <td>--</td> <td>--</td> <td>Peak</td> </tr> <tr> <td>4</td> <td>12199.50</td> <td>47.03</td> <td>74.00</td> <td>-26.97</td> <td>57.34</td> <td>38.78</td> <td>16.81</td> <td>65.90</td> <td>0.00</td> <td>--</td> <td>--</td> <td>Peak</td> </tr> </tbody> </table>	Limit	Read	Ant	Cable	Preamp	Aux	APos	TPos	Remark	Freq	Level	Line Margin	Level	Factor	Loss Factor	Factor			MHz	dBuV/m	dBuV/m	dB	dBuV	dB/m	dB	dB	cm	deg	1	4879.50	41.40	74.00	-32.60	62.48	33.90	10.30	65.28	0.00	--	--	Peak	2	7320.00	38.32	74.00	-35.68	56.37	35.70	12.72	66.47	0.00	--	--	Peak	3	9274.50	46.96	85.56	-38.60	62.79	36.55	14.54	66.92	0.00	--	--	Peak	4	12199.50	47.03	74.00	-26.97	57.34	38.78	16.81	65.90	0.00	--	--	Peak	<table border="1"> <thead> <tr> <th>Limit</th> <th>Read</th> <th>Ant</th> <th>Cable</th> <th>Preamp</th> <th>Aux</th> <th>APos</th> <th>TPos</th> <th>Remark</th> </tr> <tr> <th>Freq</th> <th>Level</th> <th>Line Margin</th> <th>Level</th> <th>Factor</th> <th>Loss Factor</th> <th>Factor</th> <th></th> <th></th> </tr> <tr> <th>MHz</th> <th>dBuV/m</th> <th>dBuV/m</th> <th>dB</th> <th>dBuV</th> <th>dB/m</th> <th>dB</th> <th>dB</th> <th>cm</th> <th>deg</th> </tr> </thead> <tbody> <tr> <td>1</td> <td>4881.00</td> <td>41.24</td> <td>74.00</td> <td>-32.76</td> <td>62.32</td> <td>33.90</td> <td>10.30</td> <td>65.28</td> <td>0.00</td> <td>--</td> <td>--</td> <td>Peak</td> </tr> <tr> <td>2</td> <td>7320.00</td> <td>38.89</td> <td>74.00</td> <td>-35.11</td> <td>56.94</td> <td>35.70</td> <td>12.72</td> <td>66.47</td> <td>0.00</td> <td>--</td> <td>--</td> <td>Peak</td> </tr> <tr> <td>3</td> <td>8122.50</td> <td>49.44</td> <td>74.00</td> <td>-24.56</td> <td>66.51</td> <td>36.25</td> <td>13.48</td> <td>66.80</td> <td>0.00</td> <td>120</td> <td>321</td> <td>Peak</td> </tr> <tr> <td>4</td> <td>8122.50</td> <td>47.44</td> <td>54.00</td> <td>-6.56</td> <td>64.51</td> <td>36.25</td> <td>13.48</td> <td>66.80</td> <td>0.00</td> <td>120</td> <td>321</td> <td>Average</td> </tr> <tr> <td>5</td> <td>8628.00</td> <td>46.52</td> <td>81.76</td> <td>-35.24</td> <td>63.24</td> <td>36.23</td> <td>13.94</td> <td>66.89</td> <td>0.00</td> <td>--</td> <td>--</td> <td>Peak</td> </tr> <tr> <td>6</td> <td>9274.50</td> <td>47.37</td> <td>81.76</td> <td>-34.39</td> <td>63.20</td> <td>36.55</td> <td>14.54</td> <td>66.92</td> <td>0.00</td> <td>--</td> <td>--</td> <td>Peak</td> </tr> </tbody> </table>	Limit	Read	Ant	Cable	Preamp	Aux	APos	TPos	Remark	Freq	Level	Line Margin	Level	Factor	Loss Factor	Factor			MHz	dBuV/m	dBuV/m	dB	dBuV	dB/m	dB	dB	cm	deg	1	4881.00	41.24	74.00	-32.76	62.32	33.90	10.30	65.28	0.00	--	--	Peak	2	7320.00	38.89	74.00	-35.11	56.94	35.70	12.72	66.47	0.00	--	--	Peak	3	8122.50	49.44	74.00	-24.56	66.51	36.25	13.48	66.80	0.00	120	321	Peak	4	8122.50	47.44	54.00	-6.56	64.51	36.25	13.48	66.80	0.00	120	321	Average	5	8628.00	46.52	81.76	-35.24	63.24	36.23	13.94	66.89	0.00	--	--	Peak	6	9274.50	47.37	81.76	-34.39	63.20	36.55	14.54	66.92	0.00	--	--
Limit	Read	Ant	Cable	Preamp	Aux	APos	TPos	Remark																																																																																																																																																																																			
Freq	Level	Line Margin	Level	Factor	Loss Factor	Factor																																																																																																																																																																																					
MHz	dBuV/m	dBuV/m	dB	dBuV	dB/m	dB	dB	cm	deg																																																																																																																																																																																		
1	4879.50	41.40	74.00	-32.60	62.48	33.90	10.30	65.28	0.00	--	--	Peak																																																																																																																																																																															
2	7320.00	38.32	74.00	-35.68	56.37	35.70	12.72	66.47	0.00	--	--	Peak																																																																																																																																																																															
3	9274.50	46.96	85.56	-38.60	62.79	36.55	14.54	66.92	0.00	--	--	Peak																																																																																																																																																																															
4	12199.50	47.03	74.00	-26.97	57.34	38.78	16.81	65.90	0.00	--	--	Peak																																																																																																																																																																															
Limit	Read	Ant	Cable	Preamp	Aux	APos	TPos	Remark																																																																																																																																																																																			
Freq	Level	Line Margin	Level	Factor	Loss Factor	Factor																																																																																																																																																																																					
MHz	dBuV/m	dBuV/m	dB	dBuV	dB/m	dB	dB	cm	deg																																																																																																																																																																																		
1	4881.00	41.24	74.00	-32.76	62.32	33.90	10.30	65.28	0.00	--	--	Peak																																																																																																																																																																															
2	7320.00	38.89	74.00	-35.11	56.94	35.70	12.72	66.47	0.00	--	--	Peak																																																																																																																																																																															
3	8122.50	49.44	74.00	-24.56	66.51	36.25	13.48	66.80	0.00	120	321	Peak																																																																																																																																																																															
4	8122.50	47.44	54.00	-6.56	64.51	36.25	13.48	66.80	0.00	120	321	Average																																																																																																																																																																															
5	8628.00	46.52	81.76	-35.24	63.24	36.23	13.94	66.89	0.00	--	--	Peak																																																																																																																																																																															
6	9274.50	47.37	81.76	-34.39	63.20	36.55	14.54	66.92	0.00	--	--	Peak																																																																																																																																																																															



	6																																																																																	
Mode	Band Edge																																																																																	
	2400-2483.5_Bluetooth-LE_CH39_2480MHz																																																																																	
ANT	0																																																																																	
Pol.	Horizontal	Fundamental																																																																																
Peak	 <p>Level (dBuV/m) vs Frequency (MHz) plot for Horizontal polarization. The y-axis ranges from 0 to 130 dBuV/m, and the x-axis ranges from 2440 to 2500 MHz. A red horizontal line indicates the FCC PART 15C limit at approximately 74 dBuV/m. A significant peak is observed at 2480 MHz, reaching approximately 110 dBuV/m.</p> <table border="1"> <thead> <tr> <th>Limit</th> <th>Read</th> <th>Ant</th> <th>Cable</th> <th>Preamp</th> <th>Aux</th> <th>APos</th> <th>TPos</th> <th>Remark</th> </tr> <tr> <th>Freq</th> <th>Level</th> <th>Line Margin</th> <th>Level Factor</th> <th>Loss Factor</th> <th>Factor</th> <th></th> <th></th> <th></th> </tr> <tr> <th>MHz</th> <th>dBuV/m</th> <th>dBuV/m</th> <th>dB</th> <th>dBuV</th> <th>dB/m</th> <th>dB</th> <th>dB</th> <th>cm</th> <th>deg</th> </tr> </thead> <tbody> <tr> <td>1 2483.56</td> <td>68.56</td> <td>74.00</td> <td>-5.44</td> <td>59.76</td> <td>32.52</td> <td>7.26</td> <td>36.98</td> <td>6.00</td> <td>100</td> <td>145</td> <td>PEAK</td> </tr> </tbody> </table>	Limit	Read	Ant	Cable	Preamp	Aux	APos	TPos	Remark	Freq	Level	Line Margin	Level Factor	Loss Factor	Factor				MHz	dBuV/m	dBuV/m	dB	dBuV	dB/m	dB	dB	cm	deg	1 2483.56	68.56	74.00	-5.44	59.76	32.52	7.26	36.98	6.00	100	145	PEAK	 <p>Level (dBuV/m) vs Frequency (MHz) plot for Fundamental polarization. The y-axis ranges from 0 to 130 dBuV/m, and the x-axis ranges from 1000 to 3000 MHz. A red horizontal line indicates the FCC PART 15C limit at approximately 74 dBuV/m. A sharp peak is observed at 2480 MHz, reaching approximately 110 dBuV/m.</p> <table border="1"> <thead> <tr> <th>Limit</th> <th>Read</th> <th>Ant</th> <th>Cable</th> <th>Preamp</th> <th>Aux</th> <th>APos</th> <th>TPos</th> <th>Remark</th> </tr> <tr> <th>Freq</th> <th>Level</th> <th>Line Margin</th> <th>Level Factor</th> <th>Loss Factor</th> <th>Factor</th> <th></th> <th></th> <th></th> </tr> <tr> <th>MHz</th> <th>dBuV/m</th> <th>dBuV/m</th> <th>dB</th> <th>dBuV</th> <th>dB/m</th> <th>dB</th> <th>dB</th> <th>cm</th> <th>deg</th> </tr> </thead> <tbody> <tr> <td>1 2480.00</td> <td>107.24</td> <td>-----</td> <td>-----</td> <td>98.46</td> <td>32.50</td> <td>7.25</td> <td>36.97</td> <td>6.00</td> <td>100</td> <td>145</td> <td>PEAK</td> </tr> </tbody> </table>	Limit	Read	Ant	Cable	Preamp	Aux	APos	TPos	Remark	Freq	Level	Line Margin	Level Factor	Loss Factor	Factor				MHz	dBuV/m	dBuV/m	dB	dBuV	dB/m	dB	dB	cm	deg	1 2480.00	107.24	-----	-----	98.46	32.50	7.25	36.97	6.00	100	145	PEAK
Limit	Read	Ant	Cable	Preamp	Aux	APos	TPos	Remark																																																																										
Freq	Level	Line Margin	Level Factor	Loss Factor	Factor																																																																													
MHz	dBuV/m	dBuV/m	dB	dBuV	dB/m	dB	dB	cm	deg																																																																									
1 2483.56	68.56	74.00	-5.44	59.76	32.52	7.26	36.98	6.00	100	145	PEAK																																																																							
Limit	Read	Ant	Cable	Preamp	Aux	APos	TPos	Remark																																																																										
Freq	Level	Line Margin	Level Factor	Loss Factor	Factor																																																																													
MHz	dBuV/m	dBuV/m	dB	dBuV	dB/m	dB	dB	cm	deg																																																																									
1 2480.00	107.24	-----	-----	98.46	32.50	7.25	36.97	6.00	100	145	PEAK																																																																							
Avg	 <p>Level (dBuV/m) vs Frequency (MHz) plot for Average Horizontal polarization. The y-axis ranges from 0 to 130 dBuV/m, and the x-axis ranges from 2440 to 2500 MHz. A red horizontal line indicates the FCC PART 15C (AVG) limit at approximately 54 dBuV/m. A peak is observed at 2480 MHz, reaching approximately 110 dBuV/m.</p> <table border="1"> <thead> <tr> <th>Limit</th> <th>Read</th> <th>Ant</th> <th>Cable</th> <th>Preamp</th> <th>Aux</th> <th>APos</th> <th>TPos</th> <th>Remark</th> </tr> <tr> <th>Freq</th> <th>Level</th> <th>Line Margin</th> <th>Level Factor</th> <th>Loss Factor</th> <th>Factor</th> <th></th> <th></th> <th></th> </tr> <tr> <th>MHz</th> <th>dBuV/m</th> <th>dBuV/m</th> <th>dB</th> <th>dBuV</th> <th>dB/m</th> <th>dB</th> <th>dB</th> <th>cm</th> <th>deg</th> </tr> </thead> <tbody> <tr> <td>1 2483.50</td> <td>50.17</td> <td>54.00</td> <td>-3.83</td> <td>41.37</td> <td>32.52</td> <td>7.26</td> <td>36.98</td> <td>6.00</td> <td>100</td> <td>145</td> <td>AVERAGE</td> </tr> </tbody> </table>	Limit	Read	Ant	Cable	Preamp	Aux	APos	TPos	Remark	Freq	Level	Line Margin	Level Factor	Loss Factor	Factor				MHz	dBuV/m	dBuV/m	dB	dBuV	dB/m	dB	dB	cm	deg	1 2483.50	50.17	54.00	-3.83	41.37	32.52	7.26	36.98	6.00	100	145	AVERAGE	 <p>Level (dBuV/m) vs Frequency (MHz) plot for Average Fundamental polarization. The y-axis ranges from 0 to 130 dBuV/m, and the x-axis ranges from 1000 to 3000 MHz. A red horizontal line indicates the FCC PART 15C (AVG) limit at approximately 54 dBuV/m. A sharp peak is observed at 2480 MHz, reaching approximately 110 dBuV/m.</p> <table border="1"> <thead> <tr> <th>Limit</th> <th>Read</th> <th>Ant</th> <th>Cable</th> <th>Preamp</th> <th>Aux</th> <th>APos</th> <th>TPos</th> <th>Remark</th> </tr> <tr> <th>Freq</th> <th>Level</th> <th>Line Margin</th> <th>Level Factor</th> <th>Loss Factor</th> <th>Factor</th> <th></th> <th></th> <th></th> </tr> <tr> <th>MHz</th> <th>dBuV/m</th> <th>dBuV/m</th> <th>dB</th> <th>dBuV</th> <th>dB/m</th> <th>dB</th> <th>dB</th> <th>cm</th> <th>deg</th> </tr> </thead> <tbody> <tr> <td>1 2480.00</td> <td>106.36</td> <td>-----</td> <td>-----</td> <td>97.58</td> <td>32.50</td> <td>7.25</td> <td>36.97</td> <td>6.00</td> <td>100</td> <td>145</td> <td>AVERAGE</td> </tr> </tbody> </table>	Limit	Read	Ant	Cable	Preamp	Aux	APos	TPos	Remark	Freq	Level	Line Margin	Level Factor	Loss Factor	Factor				MHz	dBuV/m	dBuV/m	dB	dBuV	dB/m	dB	dB	cm	deg	1 2480.00	106.36	-----	-----	97.58	32.50	7.25	36.97	6.00	100	145	AVERAGE
Limit	Read	Ant	Cable	Preamp	Aux	APos	TPos	Remark																																																																										
Freq	Level	Line Margin	Level Factor	Loss Factor	Factor																																																																													
MHz	dBuV/m	dBuV/m	dB	dBuV	dB/m	dB	dB	cm	deg																																																																									
1 2483.50	50.17	54.00	-3.83	41.37	32.52	7.26	36.98	6.00	100	145	AVERAGE																																																																							
Limit	Read	Ant	Cable	Preamp	Aux	APos	TPos	Remark																																																																										
Freq	Level	Line Margin	Level Factor	Loss Factor	Factor																																																																													
MHz	dBuV/m	dBuV/m	dB	dBuV	dB/m	dB	dB	cm	deg																																																																									
1 2480.00	106.36	-----	-----	97.58	32.50	7.25	36.97	6.00	100	145	AVERAGE																																																																							

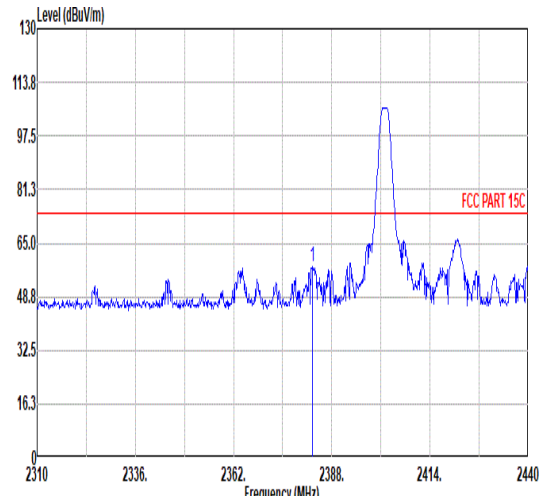
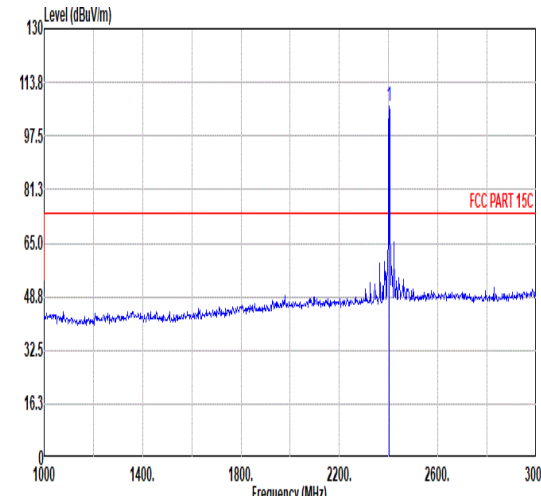
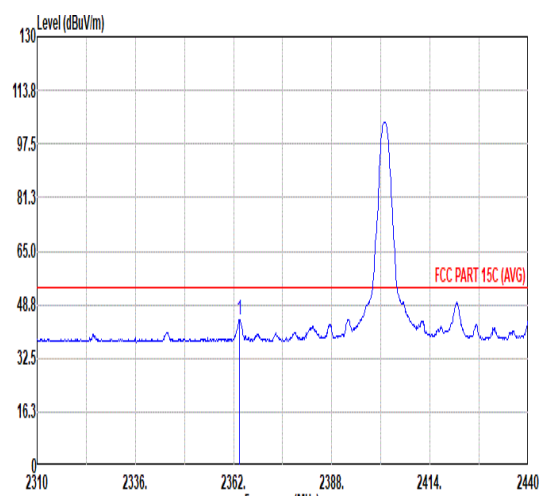
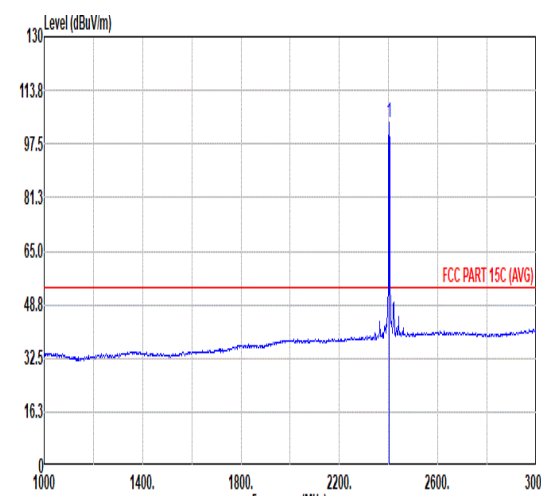


Mode	6																																																																																			
	Band Edge																																																																																			
	2400-2483.5_Bluetooth-LE_CH39_2480MHz																																																																																			
ANT	0																																																																																			
Pol.	Vertical	Fundamental																																																																																		
Peak	<table border="1"> <thead> <tr> <th>Limit</th> <th>Read</th> <th>Ant</th> <th>Cable</th> <th>Preamp</th> <th>Aux</th> <th>APos</th> <th>TPos</th> <th>Remark</th> </tr> <tr> <th>Freq</th> <th>Level</th> <th>Line Margin</th> <th>Level Factor</th> <th>Loss Factor</th> <th>Factor</th> <th></th> <th></th> <th></th> </tr> <tr> <th>MHz</th> <th>dBuV/m</th> <th>dBuV/m</th> <th>dB</th> <th>dBuV</th> <th>dB/m</th> <th>dB</th> <th>dB</th> <th>cm</th> <th>deg</th> </tr> </thead> <tbody> <tr> <td>1</td> <td>2483.62</td> <td>63.43</td> <td>74.00</td> <td>-10.57</td> <td>54.63</td> <td>32.52</td> <td>7.26</td> <td>36.98</td> <td>6.00</td> <td>339</td> <td>192</td> <td>PEAK</td> </tr> </tbody> </table>	Limit	Read	Ant	Cable	Preamp	Aux	APos	TPos	Remark	Freq	Level	Line Margin	Level Factor	Loss Factor	Factor				MHz	dBuV/m	dBuV/m	dB	dBuV	dB/m	dB	dB	cm	deg	1	2483.62	63.43	74.00	-10.57	54.63	32.52	7.26	36.98	6.00	339	192	PEAK	<table border="1"> <thead> <tr> <th>Limit</th> <th>Read</th> <th>Ant</th> <th>Cable</th> <th>Preamp</th> <th>Aux</th> <th>APos</th> <th>TPos</th> <th>Remark</th> </tr> <tr> <th>Freq</th> <th>Level</th> <th>Line Margin</th> <th>Level Factor</th> <th>Loss Factor</th> <th>Factor</th> <th></th> <th></th> <th></th> </tr> <tr> <th>MHz</th> <th>dBuV/m</th> <th>dBuV/m</th> <th>dB</th> <th>dBuV</th> <th>dB/m</th> <th>dB</th> <th>dB</th> <th>cm</th> <th>deg</th> </tr> </thead> <tbody> <tr> <td>1</td> <td>2480.00</td> <td>102.40</td> <td>-----</td> <td>-----</td> <td>93.62</td> <td>32.50</td> <td>7.25</td> <td>36.97</td> <td>6.00</td> <td>339</td> <td>192</td> <td>PEAK</td> </tr> </tbody> </table>	Limit	Read	Ant	Cable	Preamp	Aux	APos	TPos	Remark	Freq	Level	Line Margin	Level Factor	Loss Factor	Factor				MHz	dBuV/m	dBuV/m	dB	dBuV	dB/m	dB	dB	cm	deg	1	2480.00	102.40	-----	-----	93.62	32.50	7.25	36.97	6.00	339	192	PEAK
	Limit	Read	Ant	Cable	Preamp	Aux	APos	TPos	Remark																																																																											
Freq	Level	Line Margin	Level Factor	Loss Factor	Factor																																																																															
MHz	dBuV/m	dBuV/m	dB	dBuV	dB/m	dB	dB	cm	deg																																																																											
1	2483.62	63.43	74.00	-10.57	54.63	32.52	7.26	36.98	6.00	339	192	PEAK																																																																								
Limit	Read	Ant	Cable	Preamp	Aux	APos	TPos	Remark																																																																												
Freq	Level	Line Margin	Level Factor	Loss Factor	Factor																																																																															
MHz	dBuV/m	dBuV/m	dB	dBuV	dB/m	dB	dB	cm	deg																																																																											
1	2480.00	102.40	-----	-----	93.62	32.50	7.25	36.97	6.00	339	192	PEAK																																																																								
Avg	<table border="1"> <thead> <tr> <th>Limit</th> <th>Read</th> <th>Ant</th> <th>Cable</th> <th>Preamp</th> <th>Aux</th> <th>APos</th> <th>TPos</th> <th>Remark</th> </tr> <tr> <th>Freq</th> <th>Level</th> <th>Line Margin</th> <th>Level Factor</th> <th>Loss Factor</th> <th>Factor</th> <th></th> <th></th> <th></th> </tr> <tr> <th>MHz</th> <th>dBuV/m</th> <th>dBuV/m</th> <th>dB</th> <th>dBuV</th> <th>dB/m</th> <th>dB</th> <th>dB</th> <th>cm</th> <th>deg</th> </tr> </thead> <tbody> <tr> <td>1</td> <td>2483.50</td> <td>45.87</td> <td>54.00</td> <td>-8.13</td> <td>37.07</td> <td>32.52</td> <td>7.26</td> <td>36.98</td> <td>6.00</td> <td>339</td> <td>192</td> <td>AVERAGE</td> </tr> </tbody> </table>	Limit	Read	Ant	Cable	Preamp	Aux	APos	TPos	Remark	Freq	Level	Line Margin	Level Factor	Loss Factor	Factor				MHz	dBuV/m	dBuV/m	dB	dBuV	dB/m	dB	dB	cm	deg	1	2483.50	45.87	54.00	-8.13	37.07	32.52	7.26	36.98	6.00	339	192	AVERAGE	<table border="1"> <thead> <tr> <th>Limit</th> <th>Read</th> <th>Ant</th> <th>Cable</th> <th>Preamp</th> <th>Aux</th> <th>APos</th> <th>TPos</th> <th>Remark</th> </tr> <tr> <th>Freq</th> <th>Level</th> <th>Line Margin</th> <th>Level Factor</th> <th>Loss Factor</th> <th>Factor</th> <th></th> <th></th> <th></th> </tr> <tr> <th>MHz</th> <th>dBuV/m</th> <th>dBuV/m</th> <th>dB</th> <th>dBuV</th> <th>dB/m</th> <th>dB</th> <th>dB</th> <th>cm</th> <th>deg</th> </tr> </thead> <tbody> <tr> <td>1</td> <td>2480.00</td> <td>101.54</td> <td>-----</td> <td>-----</td> <td>92.76</td> <td>32.50</td> <td>7.25</td> <td>36.97</td> <td>6.00</td> <td>339</td> <td>192</td> <td>AVERAGE</td> </tr> </tbody> </table>	Limit	Read	Ant	Cable	Preamp	Aux	APos	TPos	Remark	Freq	Level	Line Margin	Level Factor	Loss Factor	Factor				MHz	dBuV/m	dBuV/m	dB	dBuV	dB/m	dB	dB	cm	deg	1	2480.00	101.54	-----	-----	92.76	32.50	7.25	36.97	6.00	339	192	AVERAGE
Limit	Read	Ant	Cable	Preamp	Aux	APos	TPos	Remark																																																																												
Freq	Level	Line Margin	Level Factor	Loss Factor	Factor																																																																															
MHz	dBuV/m	dBuV/m	dB	dBuV	dB/m	dB	dB	cm	deg																																																																											
1	2483.50	45.87	54.00	-8.13	37.07	32.52	7.26	36.98	6.00	339	192	AVERAGE																																																																								
Limit	Read	Ant	Cable	Preamp	Aux	APos	TPos	Remark																																																																												
Freq	Level	Line Margin	Level Factor	Loss Factor	Factor																																																																															
MHz	dBuV/m	dBuV/m	dB	dBuV	dB/m	dB	dB	cm	deg																																																																											
1	2480.00	101.54	-----	-----	92.76	32.50	7.25	36.97	6.00	339	192	AVERAGE																																																																								



Mode	6																																																																																																																																																																																																																																														
	Harmonic																																																																																																																																																																																																																																														
	2400-2483.5_Bluetooth-LE_CH39_2480MHz																																																																																																																																																																																																																																														
ANT	0																																																																																																																																																																																																																																														
Pol.	Horizontal	Vertical																																																																																																																																																																																																																																													
Peak Avg																																																																																																																																																																																																																																															
	<table border="1"> <thead> <tr> <th>Limit</th> <th>Read</th> <th>Ant</th> <th>Cable</th> <th>Preamp</th> <th>Aux</th> <th>APos</th> <th>TPos</th> <th>Remark</th> </tr> <tr> <th>Freq</th> <th>Level</th> <th>Line Margin</th> <th>Level</th> <th>Factor</th> <th>Loss Factor</th> <th>Factor</th> <th></th> <th></th> </tr> <tr> <th>MHz</th> <th>dBuV/m</th> <th>dBuV/m</th> <th>dB</th> <th>dBuV</th> <th>dB/m</th> <th>dB</th> <th>dB</th> <th>cm</th> <th>deg</th> </tr> </thead> <tbody> <tr> <td>1</td> <td>4960.50</td> <td>38.01</td> <td>74.00</td> <td>-35.99</td> <td>58.90</td> <td>34.02</td> <td>10.40</td> <td>65.31</td> <td>0.00</td> <td>--</td> <td>--</td> <td>Peak</td> </tr> <tr> <td>2</td> <td>7440.00</td> <td>38.83</td> <td>74.00</td> <td>-35.17</td> <td>57.12</td> <td>35.74</td> <td>12.78</td> <td>66.81</td> <td>0.00</td> <td>--</td> <td>--</td> <td>Peak</td> </tr> <tr> <td>3</td> <td>8122.50</td> <td>44.36</td> <td>74.00</td> <td>-29.64</td> <td>61.43</td> <td>36.25</td> <td>13.48</td> <td>66.80</td> <td>0.00</td> <td>--</td> <td>--</td> <td>Peak</td> </tr> <tr> <td>4</td> <td>9274.50</td> <td>47.39</td> <td>86.17</td> <td>-38.78</td> <td>63.22</td> <td>36.55</td> <td>14.54</td> <td>66.92</td> <td>0.00</td> <td>--</td> <td>--</td> <td>Peak</td> </tr> <tr> <td>5</td> <td>12402.00</td> <td>52.63</td> <td>74.00</td> <td>-21.37</td> <td>62.54</td> <td>38.06</td> <td>16.94</td> <td>65.71</td> <td>0.00</td> <td>111</td> <td>241</td> <td>Peak</td> </tr> <tr> <td>6</td> <td>12402.00</td> <td>47.72</td> <td>54.00</td> <td>-6.28</td> <td>57.63</td> <td>38.86</td> <td>16.94</td> <td>65.71</td> <td>0.00</td> <td>111</td> <td>241</td> <td>Average</td> </tr> </tbody> </table>	Limit	Read	Ant	Cable	Preamp	Aux	APos	TPos	Remark	Freq	Level	Line Margin	Level	Factor	Loss Factor	Factor			MHz	dBuV/m	dBuV/m	dB	dBuV	dB/m	dB	dB	cm	deg	1	4960.50	38.01	74.00	-35.99	58.90	34.02	10.40	65.31	0.00	--	--	Peak	2	7440.00	38.83	74.00	-35.17	57.12	35.74	12.78	66.81	0.00	--	--	Peak	3	8122.50	44.36	74.00	-29.64	61.43	36.25	13.48	66.80	0.00	--	--	Peak	4	9274.50	47.39	86.17	-38.78	63.22	36.55	14.54	66.92	0.00	--	--	Peak	5	12402.00	52.63	74.00	-21.37	62.54	38.06	16.94	65.71	0.00	111	241	Peak	6	12402.00	47.72	54.00	-6.28	57.63	38.86	16.94	65.71	0.00	111	241	Average	<table border="1"> <thead> <tr> <th>Limit</th> <th>Read</th> <th>Ant</th> <th>Cable</th> <th>Preamp</th> <th>Aux</th> <th>APos</th> <th>TPos</th> <th>Remark</th> </tr> <tr> <th>Freq</th> <th>Level</th> <th>Line Margin</th> <th>Level</th> <th>Factor</th> <th>Loss Factor</th> <th>Factor</th> <th></th> <th></th> </tr> <tr> <th>MHz</th> <th>dBuV/m</th> <th>dBuV/m</th> <th>dB</th> <th>dBuV</th> <th>dB/m</th> <th>dB</th> <th>dB</th> <th>cm</th> <th>deg</th> </tr> </thead> <tbody> <tr> <td>1</td> <td>4960.00</td> <td>39.45</td> <td>74.00</td> <td>-34.55</td> <td>60.34</td> <td>34.02</td> <td>10.40</td> <td>65.31</td> <td>0.00</td> <td>--</td> <td>--</td> <td>Peak</td> </tr> <tr> <td>2</td> <td>7440.00</td> <td>38.04</td> <td>74.00</td> <td>-35.96</td> <td>56.33</td> <td>35.74</td> <td>12.78</td> <td>66.81</td> <td>0.00</td> <td>--</td> <td>--</td> <td>Peak</td> </tr> <tr> <td>3</td> <td>8122.50</td> <td>48.65</td> <td>74.00</td> <td>-25.35</td> <td>65.72</td> <td>36.25</td> <td>13.48</td> <td>66.80</td> <td>0.00</td> <td>257</td> <td>120</td> <td>Peak</td> </tr> <tr> <td>4</td> <td>8122.50</td> <td>46.58</td> <td>54.00</td> <td>-7.42</td> <td>63.65</td> <td>36.25</td> <td>13.48</td> <td>66.80</td> <td>0.00</td> <td>257</td> <td>120</td> <td>Average</td> </tr> <tr> <td>5</td> <td>8628.00</td> <td>46.68</td> <td>80.21</td> <td>-33.53</td> <td>63.40</td> <td>36.23</td> <td>13.94</td> <td>66.89</td> <td>0.00</td> <td>--</td> <td>--</td> <td>Peak</td> </tr> <tr> <td>6</td> <td>9274.50</td> <td>48.58</td> <td>80.21</td> <td>-31.63</td> <td>64.41</td> <td>36.55</td> <td>14.54</td> <td>66.92</td> <td>0.00</td> <td>--</td> <td>--</td> <td>Peak</td> </tr> <tr> <td>7</td> <td>12402.00</td> <td>50.38</td> <td>74.00</td> <td>-23.62</td> <td>60.29</td> <td>38.86</td> <td>16.94</td> <td>65.71</td> <td>0.00</td> <td>245</td> <td>184</td> <td>Peak</td> </tr> <tr> <td>8</td> <td>12402.00</td> <td>47.51</td> <td>54.00</td> <td>-6.49</td> <td>57.42</td> <td>38.86</td> <td>16.94</td> <td>65.71</td> <td>0.00</td> <td>245</td> <td>184</td> <td>Average</td> </tr> </tbody> </table>	Limit	Read	Ant	Cable	Preamp	Aux	APos	TPos	Remark	Freq	Level	Line Margin	Level	Factor	Loss Factor	Factor			MHz	dBuV/m	dBuV/m	dB	dBuV	dB/m	dB	dB	cm	deg	1	4960.00	39.45	74.00	-34.55	60.34	34.02	10.40	65.31	0.00	--	--	Peak	2	7440.00	38.04	74.00	-35.96	56.33	35.74	12.78	66.81	0.00	--	--	Peak	3	8122.50	48.65	74.00	-25.35	65.72	36.25	13.48	66.80	0.00	257	120	Peak	4	8122.50	46.58	54.00	-7.42	63.65	36.25	13.48	66.80	0.00	257	120	Average	5	8628.00	46.68	80.21	-33.53	63.40	36.23	13.94	66.89	0.00	--	--	Peak	6	9274.50	48.58	80.21	-31.63	64.41	36.55	14.54	66.92	0.00	--	--	Peak	7	12402.00	50.38	74.00	-23.62	60.29	38.86	16.94	65.71	0.00	245	184	Peak	8	12402.00	47.51	54.00	-6.49	57.42	38.86	16.94	65.71	0.00	245	184
Limit	Read	Ant	Cable	Preamp	Aux	APos	TPos	Remark																																																																																																																																																																																																																																							
Freq	Level	Line Margin	Level	Factor	Loss Factor	Factor																																																																																																																																																																																																																																									
MHz	dBuV/m	dBuV/m	dB	dBuV	dB/m	dB	dB	cm	deg																																																																																																																																																																																																																																						
1	4960.50	38.01	74.00	-35.99	58.90	34.02	10.40	65.31	0.00	--	--	Peak																																																																																																																																																																																																																																			
2	7440.00	38.83	74.00	-35.17	57.12	35.74	12.78	66.81	0.00	--	--	Peak																																																																																																																																																																																																																																			
3	8122.50	44.36	74.00	-29.64	61.43	36.25	13.48	66.80	0.00	--	--	Peak																																																																																																																																																																																																																																			
4	9274.50	47.39	86.17	-38.78	63.22	36.55	14.54	66.92	0.00	--	--	Peak																																																																																																																																																																																																																																			
5	12402.00	52.63	74.00	-21.37	62.54	38.06	16.94	65.71	0.00	111	241	Peak																																																																																																																																																																																																																																			
6	12402.00	47.72	54.00	-6.28	57.63	38.86	16.94	65.71	0.00	111	241	Average																																																																																																																																																																																																																																			
Limit	Read	Ant	Cable	Preamp	Aux	APos	TPos	Remark																																																																																																																																																																																																																																							
Freq	Level	Line Margin	Level	Factor	Loss Factor	Factor																																																																																																																																																																																																																																									
MHz	dBuV/m	dBuV/m	dB	dBuV	dB/m	dB	dB	cm	deg																																																																																																																																																																																																																																						
1	4960.00	39.45	74.00	-34.55	60.34	34.02	10.40	65.31	0.00	--	--	Peak																																																																																																																																																																																																																																			
2	7440.00	38.04	74.00	-35.96	56.33	35.74	12.78	66.81	0.00	--	--	Peak																																																																																																																																																																																																																																			
3	8122.50	48.65	74.00	-25.35	65.72	36.25	13.48	66.80	0.00	257	120	Peak																																																																																																																																																																																																																																			
4	8122.50	46.58	54.00	-7.42	63.65	36.25	13.48	66.80	0.00	257	120	Average																																																																																																																																																																																																																																			
5	8628.00	46.68	80.21	-33.53	63.40	36.23	13.94	66.89	0.00	--	--	Peak																																																																																																																																																																																																																																			
6	9274.50	48.58	80.21	-31.63	64.41	36.55	14.54	66.92	0.00	--	--	Peak																																																																																																																																																																																																																																			
7	12402.00	50.38	74.00	-23.62	60.29	38.86	16.94	65.71	0.00	245	184	Peak																																																																																																																																																																																																																																			
8	12402.00	47.51	54.00	-6.49	57.42	38.86	16.94	65.71	0.00	245	184	Average																																																																																																																																																																																																																																			



	7																																																																																			
Mode	Band Edge																																																																																			
	2400-2483.5_Bluetooth-LE_CH00_2402MHz																																																																																			
ANT	0																																																																																			
Pol.	Horizontal	Fundamental																																																																																		
Peak	 <p>Level (dBuV/m) vs Frequency (MHz) plot for Horizontal polarization. The y-axis ranges from 0 to 130 dBuV/m, and the x-axis ranges from 2310 to 2440 MHz. A red horizontal line indicates the FCC PART 15C limit at approximately 74 dBuV/m. A significant peak is observed at 2402 MHz, reaching approximately 106 dBuV/m.</p> <table border="1"> <thead> <tr> <th>Limit</th> <th>Read</th> <th>Ant</th> <th>Cable</th> <th>Preamp</th> <th>Aux</th> <th>APos</th> <th>TPos</th> <th>Remark</th> </tr> <tr> <th>Freq</th> <th>Level</th> <th>Line Margin</th> <th>Level Factor</th> <th>Loss Factor</th> <th>Factor</th> <th></th> <th></th> <th></th> </tr> <tr> <th>MHz</th> <th>dBuV/m</th> <th>dBuV/m</th> <th>dB</th> <th>dBuV</th> <th>dB/m</th> <th>dB</th> <th>dB</th> <th>cm</th> <th>deg</th> </tr> </thead> <tbody> <tr> <td>1</td> <td>2382.80</td> <td>58.06</td> <td>74.00</td> <td>-15.94</td> <td>49.75</td> <td>32.05</td> <td>7.09</td> <td>36.83</td> <td>6.00</td> <td>140</td> <td>360</td> <td>PEAK</td> </tr> </tbody> </table>	Limit	Read	Ant	Cable	Preamp	Aux	APos	TPos	Remark	Freq	Level	Line Margin	Level Factor	Loss Factor	Factor				MHz	dBuV/m	dBuV/m	dB	dBuV	dB/m	dB	dB	cm	deg	1	2382.80	58.06	74.00	-15.94	49.75	32.05	7.09	36.83	6.00	140	360	PEAK	 <p>Level (dBuV/m) vs Frequency (MHz) plot for Fundamental polarization. The y-axis ranges from 0 to 130 dBuV/m, and the x-axis ranges from 1000 to 3000 MHz. A red horizontal line indicates the FCC PART 15C limit at approximately 74 dBuV/m. A significant peak is observed at 2402 MHz, reaching approximately 106 dBuV/m.</p> <table border="1"> <thead> <tr> <th>Limit</th> <th>Read</th> <th>Ant</th> <th>Cable</th> <th>Preamp</th> <th>Aux</th> <th>APos</th> <th>TPos</th> <th>Remark</th> </tr> <tr> <th>Freq</th> <th>Level</th> <th>Line Margin</th> <th>Level Factor</th> <th>Loss Factor</th> <th>Factor</th> <th></th> <th></th> <th></th> </tr> <tr> <th>MHz</th> <th>dBuV/m</th> <th>dBuV/m</th> <th>dB</th> <th>dBuV</th> <th>dB/m</th> <th>dB</th> <th>dB</th> <th>cm</th> <th>deg</th> </tr> </thead> <tbody> <tr> <td>1</td> <td>2402.00</td> <td>106.31</td> <td>-----</td> <td>-----</td> <td>97.91</td> <td>32.11</td> <td>7.12</td> <td>36.83</td> <td>6.00</td> <td>140</td> <td>360</td> <td>PEAK</td> </tr> </tbody> </table>	Limit	Read	Ant	Cable	Preamp	Aux	APos	TPos	Remark	Freq	Level	Line Margin	Level Factor	Loss Factor	Factor				MHz	dBuV/m	dBuV/m	dB	dBuV	dB/m	dB	dB	cm	deg	1	2402.00	106.31	-----	-----	97.91	32.11	7.12	36.83	6.00	140	360	PEAK
Limit	Read	Ant	Cable	Preamp	Aux	APos	TPos	Remark																																																																												
Freq	Level	Line Margin	Level Factor	Loss Factor	Factor																																																																															
MHz	dBuV/m	dBuV/m	dB	dBuV	dB/m	dB	dB	cm	deg																																																																											
1	2382.80	58.06	74.00	-15.94	49.75	32.05	7.09	36.83	6.00	140	360	PEAK																																																																								
Limit	Read	Ant	Cable	Preamp	Aux	APos	TPos	Remark																																																																												
Freq	Level	Line Margin	Level Factor	Loss Factor	Factor																																																																															
MHz	dBuV/m	dBuV/m	dB	dBuV	dB/m	dB	dB	cm	deg																																																																											
1	2402.00	106.31	-----	-----	97.91	32.11	7.12	36.83	6.00	140	360	PEAK																																																																								
Avg	 <p>Level (dBuV/m) vs Frequency (MHz) plot for Horizontal polarization, averaged. The y-axis ranges from 0 to 130 dBuV/m, and the x-axis ranges from 2310 to 2440 MHz. A red horizontal line indicates the FCC PART 15C (AVG) limit at approximately 54 dBuV/m. A significant peak is observed at 2402 MHz, reaching approximately 104 dBuV/m.</p> <table border="1"> <thead> <tr> <th>Limit</th> <th>Read</th> <th>Ant</th> <th>Cable</th> <th>Preamp</th> <th>Aux</th> <th>APos</th> <th>TPos</th> <th>Remark</th> </tr> <tr> <th>Freq</th> <th>Level</th> <th>Line Margin</th> <th>Level Factor</th> <th>Loss Factor</th> <th>Factor</th> <th></th> <th></th> <th></th> </tr> <tr> <th>MHz</th> <th>dBuV/m</th> <th>dBuV/m</th> <th>dB</th> <th>dBuV</th> <th>dB/m</th> <th>dB</th> <th>dB</th> <th>cm</th> <th>deg</th> </tr> </thead> <tbody> <tr> <td>1</td> <td>2363.56</td> <td>44.15</td> <td>54.00</td> <td>-9.85</td> <td>35.94</td> <td>31.99</td> <td>7.07</td> <td>36.85</td> <td>6.00</td> <td>140</td> <td>360</td> <td>AVERAGE</td> </tr> </tbody> </table>	Limit	Read	Ant	Cable	Preamp	Aux	APos	TPos	Remark	Freq	Level	Line Margin	Level Factor	Loss Factor	Factor				MHz	dBuV/m	dBuV/m	dB	dBuV	dB/m	dB	dB	cm	deg	1	2363.56	44.15	54.00	-9.85	35.94	31.99	7.07	36.85	6.00	140	360	AVERAGE	 <p>Level (dBuV/m) vs Frequency (MHz) plot for Fundamental polarization, averaged. The y-axis ranges from 0 to 130 dBuV/m, and the x-axis ranges from 1000 to 3000 MHz. A red horizontal line indicates the FCC PART 15C (AVG) limit at approximately 54 dBuV/m. A significant peak is observed at 2402 MHz, reaching approximately 104 dBuV/m.</p> <table border="1"> <thead> <tr> <th>Limit</th> <th>Read</th> <th>Ant</th> <th>Cable</th> <th>Preamp</th> <th>Aux</th> <th>APos</th> <th>TPos</th> <th>Remark</th> </tr> <tr> <th>Freq</th> <th>Level</th> <th>Line Margin</th> <th>Level Factor</th> <th>Loss Factor</th> <th>Factor</th> <th></th> <th></th> <th></th> </tr> <tr> <th>MHz</th> <th>dBuV/m</th> <th>dBuV/m</th> <th>dB</th> <th>dBuV</th> <th>dB/m</th> <th>dB</th> <th>dB</th> <th>cm</th> <th>deg</th> </tr> </thead> <tbody> <tr> <td>1</td> <td>2402.00</td> <td>104.14</td> <td>-----</td> <td>-----</td> <td>95.74</td> <td>32.11</td> <td>7.12</td> <td>36.83</td> <td>6.00</td> <td>140</td> <td>360</td> <td>AVERAGE</td> </tr> </tbody> </table>	Limit	Read	Ant	Cable	Preamp	Aux	APos	TPos	Remark	Freq	Level	Line Margin	Level Factor	Loss Factor	Factor				MHz	dBuV/m	dBuV/m	dB	dBuV	dB/m	dB	dB	cm	deg	1	2402.00	104.14	-----	-----	95.74	32.11	7.12	36.83	6.00	140	360	AVERAGE
Limit	Read	Ant	Cable	Preamp	Aux	APos	TPos	Remark																																																																												
Freq	Level	Line Margin	Level Factor	Loss Factor	Factor																																																																															
MHz	dBuV/m	dBuV/m	dB	dBuV	dB/m	dB	dB	cm	deg																																																																											
1	2363.56	44.15	54.00	-9.85	35.94	31.99	7.07	36.85	6.00	140	360	AVERAGE																																																																								
Limit	Read	Ant	Cable	Preamp	Aux	APos	TPos	Remark																																																																												
Freq	Level	Line Margin	Level Factor	Loss Factor	Factor																																																																															
MHz	dBuV/m	dBuV/m	dB	dBuV	dB/m	dB	dB	cm	deg																																																																											
1	2402.00	104.14	-----	-----	95.74	32.11	7.12	36.83	6.00	140	360	AVERAGE																																																																								



	7																																																																																			
Mode	Band Edge																																																																																			
	2400-2483.5_Bluetooth-LE_CH00_2402MHz																																																																																			
ANT	0																																																																																			
Pol.	Vertical	Fundamental																																																																																		
Peak	<table border="1"> <thead> <tr> <th>Limit</th> <th>Read</th> <th>Ant</th> <th>Cable</th> <th>Preamp</th> <th>Aux</th> <th>APos</th> <th>TPos</th> <th>Remark</th> </tr> <tr> <th>Freq</th> <th>Level</th> <th>Line Margin</th> <th>Level Factor</th> <th>Loss Factor</th> <th>Factor</th> <th></th> <th></th> <th></th> </tr> <tr> <th>MHz</th> <th>dBuV/m</th> <th>dBuV/m</th> <th>dB</th> <th>dBuV</th> <th>dB/m</th> <th>dB</th> <th>dB</th> <th>cm</th> <th>deg</th> </tr> </thead> <tbody> <tr> <td>1</td> <td>2383.19</td> <td>56.22</td> <td>74.00</td> <td>-17.78</td> <td>47.90</td> <td>32.05</td> <td>7.10</td> <td>36.83</td> <td>6.00</td> <td>343</td> <td>90</td> <td>PEAK</td> </tr> </tbody> </table>	Limit	Read	Ant	Cable	Preamp	Aux	APos	TPos	Remark	Freq	Level	Line Margin	Level Factor	Loss Factor	Factor				MHz	dBuV/m	dBuV/m	dB	dBuV	dB/m	dB	dB	cm	deg	1	2383.19	56.22	74.00	-17.78	47.90	32.05	7.10	36.83	6.00	343	90	PEAK	<table border="1"> <thead> <tr> <th>Limit</th> <th>Read</th> <th>Ant</th> <th>Cable</th> <th>Preamp</th> <th>Aux</th> <th>APos</th> <th>TPos</th> <th>Remark</th> </tr> <tr> <th>Freq</th> <th>Level</th> <th>Line Margin</th> <th>Level Factor</th> <th>Loss Factor</th> <th>Factor</th> <th></th> <th></th> <th></th> </tr> <tr> <th>MHz</th> <th>dBuV/m</th> <th>dBuV/m</th> <th>dB</th> <th>dBuV</th> <th>dB/m</th> <th>dB</th> <th>dB</th> <th>cm</th> <th>deg</th> </tr> </thead> <tbody> <tr> <td>1</td> <td>2402.00</td> <td>104.17</td> <td>-----</td> <td>-----</td> <td>95.77</td> <td>32.11</td> <td>7.12</td> <td>36.83</td> <td>6.00</td> <td>343</td> <td>90</td> <td>PEAK</td> </tr> </tbody> </table>	Limit	Read	Ant	Cable	Preamp	Aux	APos	TPos	Remark	Freq	Level	Line Margin	Level Factor	Loss Factor	Factor				MHz	dBuV/m	dBuV/m	dB	dBuV	dB/m	dB	dB	cm	deg	1	2402.00	104.17	-----	-----	95.77	32.11	7.12	36.83	6.00	343	90	PEAK
Limit	Read	Ant	Cable	Preamp	Aux	APos	TPos	Remark																																																																												
Freq	Level	Line Margin	Level Factor	Loss Factor	Factor																																																																															
MHz	dBuV/m	dBuV/m	dB	dBuV	dB/m	dB	dB	cm	deg																																																																											
1	2383.19	56.22	74.00	-17.78	47.90	32.05	7.10	36.83	6.00	343	90	PEAK																																																																								
Limit	Read	Ant	Cable	Preamp	Aux	APos	TPos	Remark																																																																												
Freq	Level	Line Margin	Level Factor	Loss Factor	Factor																																																																															
MHz	dBuV/m	dBuV/m	dB	dBuV	dB/m	dB	dB	cm	deg																																																																											
1	2402.00	104.17	-----	-----	95.77	32.11	7.12	36.83	6.00	343	90	PEAK																																																																								
Avg	<table border="1"> <thead> <tr> <th>Limit</th> <th>Read</th> <th>Ant</th> <th>Cable</th> <th>Preamp</th> <th>Aux</th> <th>APos</th> <th>TPos</th> <th>Remark</th> </tr> <tr> <th>Freq</th> <th>Level</th> <th>Line Margin</th> <th>Level Factor</th> <th>Loss Factor</th> <th>Factor</th> <th></th> <th></th> <th></th> </tr> <tr> <th>MHz</th> <th>dBuV/m</th> <th>dBuV/m</th> <th>dB</th> <th>dBuV</th> <th>dB/m</th> <th>dB</th> <th>dB</th> <th>cm</th> <th>deg</th> </tr> </thead> <tbody> <tr> <td>1</td> <td>2387.35</td> <td>41.61</td> <td>54.00</td> <td>-12.39</td> <td>33.28</td> <td>32.06</td> <td>7.10</td> <td>36.83</td> <td>6.00</td> <td>343</td> <td>90</td> <td>AVERAGE</td> </tr> </tbody> </table>	Limit	Read	Ant	Cable	Preamp	Aux	APos	TPos	Remark	Freq	Level	Line Margin	Level Factor	Loss Factor	Factor				MHz	dBuV/m	dBuV/m	dB	dBuV	dB/m	dB	dB	cm	deg	1	2387.35	41.61	54.00	-12.39	33.28	32.06	7.10	36.83	6.00	343	90	AVERAGE	<table border="1"> <thead> <tr> <th>Limit</th> <th>Read</th> <th>Ant</th> <th>Cable</th> <th>Preamp</th> <th>Aux</th> <th>APos</th> <th>TPos</th> <th>Remark</th> </tr> <tr> <th>Freq</th> <th>Level</th> <th>Line Margin</th> <th>Level Factor</th> <th>Loss Factor</th> <th>Factor</th> <th></th> <th></th> <th></th> </tr> <tr> <th>MHz</th> <th>dBuV/m</th> <th>dBuV/m</th> <th>dB</th> <th>dBuV</th> <th>dB/m</th> <th>dB</th> <th>dB</th> <th>cm</th> <th>deg</th> </tr> </thead> <tbody> <tr> <td>1</td> <td>2402.00</td> <td>102.00</td> <td>-----</td> <td>-----</td> <td>93.60</td> <td>32.11</td> <td>7.12</td> <td>36.83</td> <td>6.00</td> <td>343</td> <td>90</td> <td>AVERAGE</td> </tr> </tbody> </table>	Limit	Read	Ant	Cable	Preamp	Aux	APos	TPos	Remark	Freq	Level	Line Margin	Level Factor	Loss Factor	Factor				MHz	dBuV/m	dBuV/m	dB	dBuV	dB/m	dB	dB	cm	deg	1	2402.00	102.00	-----	-----	93.60	32.11	7.12	36.83	6.00	343	90	AVERAGE
Limit	Read	Ant	Cable	Preamp	Aux	APos	TPos	Remark																																																																												
Freq	Level	Line Margin	Level Factor	Loss Factor	Factor																																																																															
MHz	dBuV/m	dBuV/m	dB	dBuV	dB/m	dB	dB	cm	deg																																																																											
1	2387.35	41.61	54.00	-12.39	33.28	32.06	7.10	36.83	6.00	343	90	AVERAGE																																																																								
Limit	Read	Ant	Cable	Preamp	Aux	APos	TPos	Remark																																																																												
Freq	Level	Line Margin	Level Factor	Loss Factor	Factor																																																																															
MHz	dBuV/m	dBuV/m	dB	dBuV	dB/m	dB	dB	cm	deg																																																																											
1	2402.00	102.00	-----	-----	93.60	32.11	7.12	36.83	6.00	343	90	AVERAGE																																																																								



Mode	7																																																																																																																																												
	Harmonic																																																																																																																																												
	2400-2483.5_Bluetooth-LE_CH00_2402MHz																																																																																																																																												
ANT	0																																																																																																																																												
Pol.	Horizontal	Vertical																																																																																																																																											
Peak Avg																																																																																																																																													
	<table border="1"> <thead> <tr> <th>Limit</th> <th>Read</th> <th>Ant</th> <th>Cable</th> <th>Preamp</th> <th>Aux</th> <th>APos</th> <th>TPos</th> <th>Remark</th> </tr> <tr> <th>Freq</th> <th>Level</th> <th>Line Margin</th> <th>Level</th> <th>Factor</th> <th>Loss Factor</th> <th>Factor</th> <th></th> <th></th> </tr> <tr> <th>MHz</th> <th>dBuV/m</th> <th>dBuV/m</th> <th>dB</th> <th>dBuV</th> <th>dB/m</th> <th>dB</th> <th>dB</th> <th>cm</th> <th>deg</th> </tr> </thead> <tbody> <tr> <td>1</td> <td>4804.50</td> <td>39.79</td> <td>74.00</td> <td>-34.21</td> <td>60.93</td> <td>33.90</td> <td>10.21</td> <td>65.25</td> <td>0.00</td> <td>--</td> <td>Peak</td> </tr> <tr> <td>2</td> <td>9274.50</td> <td>45.82</td> <td>84.83</td> <td>-39.01</td> <td>61.65</td> <td>36.55</td> <td>14.54</td> <td>66.92</td> <td>0.00</td> <td>--</td> <td>Peak</td> </tr> </tbody> </table>	Limit	Read	Ant	Cable	Preamp	Aux	APos	TPos	Remark	Freq	Level	Line Margin	Level	Factor	Loss Factor	Factor			MHz	dBuV/m	dBuV/m	dB	dBuV	dB/m	dB	dB	cm	deg	1	4804.50	39.79	74.00	-34.21	60.93	33.90	10.21	65.25	0.00	--	Peak	2	9274.50	45.82	84.83	-39.01	61.65	36.55	14.54	66.92	0.00	--	Peak	<table border="1"> <thead> <tr> <th>Limit</th> <th>Read</th> <th>Ant</th> <th>Cable</th> <th>Preamp</th> <th>Aux</th> <th>APos</th> <th>TPos</th> <th>Remark</th> </tr> <tr> <th>Freq</th> <th>Level</th> <th>Line Margin</th> <th>Level</th> <th>Factor</th> <th>Loss Factor</th> <th>Factor</th> <th></th> <th></th> </tr> <tr> <th>MHz</th> <th>dBuV/m</th> <th>dBuV/m</th> <th>dB</th> <th>dBuV</th> <th>dB/m</th> <th>dB</th> <th>dB</th> <th>cm</th> <th>deg</th> </tr> </thead> <tbody> <tr> <td>1</td> <td>4804.00</td> <td>37.62</td> <td>74.00</td> <td>-36.38</td> <td>58.77</td> <td>33.90</td> <td>10.20</td> <td>65.25</td> <td>0.00</td> <td>--</td> <td>Peak</td> </tr> <tr> <td>2</td> <td>8122.50</td> <td>49.62</td> <td>74.00</td> <td>-24.38</td> <td>66.69</td> <td>36.25</td> <td>13.48</td> <td>66.80</td> <td>0.00</td> <td>300</td> <td>305 Peak</td> </tr> <tr> <td>3</td> <td>8122.50</td> <td>47.52</td> <td>54.00</td> <td>-6.48</td> <td>64.59</td> <td>36.25</td> <td>13.48</td> <td>66.80</td> <td>0.00</td> <td>300</td> <td>305 Average</td> </tr> <tr> <td>4</td> <td>8628.00</td> <td>46.32</td> <td>79.74</td> <td>-33.42</td> <td>63.04</td> <td>36.23</td> <td>13.94</td> <td>66.89</td> <td>0.00</td> <td>--</td> <td>Peak</td> </tr> <tr> <td>5</td> <td>9274.50</td> <td>47.81</td> <td>79.74</td> <td>-31.93</td> <td>63.64</td> <td>36.55</td> <td>14.54</td> <td>66.92</td> <td>0.00</td> <td>--</td> <td>Peak</td> </tr> </tbody> </table>	Limit	Read	Ant	Cable	Preamp	Aux	APos	TPos	Remark	Freq	Level	Line Margin	Level	Factor	Loss Factor	Factor			MHz	dBuV/m	dBuV/m	dB	dBuV	dB/m	dB	dB	cm	deg	1	4804.00	37.62	74.00	-36.38	58.77	33.90	10.20	65.25	0.00	--	Peak	2	8122.50	49.62	74.00	-24.38	66.69	36.25	13.48	66.80	0.00	300	305 Peak	3	8122.50	47.52	54.00	-6.48	64.59	36.25	13.48	66.80	0.00	300	305 Average	4	8628.00	46.32	79.74	-33.42	63.04	36.23	13.94	66.89	0.00	--	Peak	5	9274.50	47.81	79.74	-31.93	63.64	36.55	14.54	66.92	0.00	--
Limit	Read	Ant	Cable	Preamp	Aux	APos	TPos	Remark																																																																																																																																					
Freq	Level	Line Margin	Level	Factor	Loss Factor	Factor																																																																																																																																							
MHz	dBuV/m	dBuV/m	dB	dBuV	dB/m	dB	dB	cm	deg																																																																																																																																				
1	4804.50	39.79	74.00	-34.21	60.93	33.90	10.21	65.25	0.00	--	Peak																																																																																																																																		
2	9274.50	45.82	84.83	-39.01	61.65	36.55	14.54	66.92	0.00	--	Peak																																																																																																																																		
Limit	Read	Ant	Cable	Preamp	Aux	APos	TPos	Remark																																																																																																																																					
Freq	Level	Line Margin	Level	Factor	Loss Factor	Factor																																																																																																																																							
MHz	dBuV/m	dBuV/m	dB	dBuV	dB/m	dB	dB	cm	deg																																																																																																																																				
1	4804.00	37.62	74.00	-36.38	58.77	33.90	10.20	65.25	0.00	--	Peak																																																																																																																																		
2	8122.50	49.62	74.00	-24.38	66.69	36.25	13.48	66.80	0.00	300	305 Peak																																																																																																																																		
3	8122.50	47.52	54.00	-6.48	64.59	36.25	13.48	66.80	0.00	300	305 Average																																																																																																																																		
4	8628.00	46.32	79.74	-33.42	63.04	36.23	13.94	66.89	0.00	--	Peak																																																																																																																																		
5	9274.50	47.81	79.74	-31.93	63.64	36.55	14.54	66.92	0.00	--	Peak																																																																																																																																		



Mode	8																																																																																																																																																																													
	Harmonic																																																																																																																																																																													
	2400-2483.5_Bluetooth-LE_CH19_2440MHz																																																																																																																																																																													
ANT	0																																																																																																																																																																													
Pol.	Horizontal	Vertical																																																																																																																																																																												
Peak Avg																																																																																																																																																																														
	<table border="1"> <thead> <tr> <th>Limit</th> <th>Read</th> <th>Ant</th> <th>Cable</th> <th>Preamp</th> <th>Aux</th> <th>APos</th> <th>TPos</th> <th>Remark</th> </tr> <tr> <th>Freq</th> <th>Level</th> <th>Line Margin</th> <th>Level</th> <th>Factor</th> <th>Loss Factor</th> <th>Factor</th> <th></th> <th></th> </tr> <tr> <th>MHz</th> <th>dBuV/m</th> <th>dBuV/m</th> <th>dB</th> <th>dBuV</th> <th>dB/m</th> <th>dB</th> <th>dB</th> <th>cm</th> <th>deg</th> </tr> </thead> <tbody> <tr> <td>1</td> <td>4880.00</td> <td>39.39</td> <td>74.00</td> <td>-34.61</td> <td>60.47</td> <td>33.90</td> <td>10.30</td> <td>65.28</td> <td>0.00</td> <td>--</td> <td>--</td> <td>PEAK</td> </tr> <tr> <td>2</td> <td>7320.00</td> <td>41.55</td> <td>74.00</td> <td>-32.45</td> <td>59.60</td> <td>35.70</td> <td>12.72</td> <td>66.47</td> <td>0.00</td> <td>--</td> <td>--</td> <td>PEAK</td> </tr> <tr> <td>3</td> <td>9274.50</td> <td>46.60</td> <td>84.33</td> <td>-37.73</td> <td>62.43</td> <td>36.55</td> <td>14.54</td> <td>66.92</td> <td>0.00</td> <td>--</td> <td>--</td> <td>Peak</td> </tr> </tbody> </table>	Limit	Read	Ant	Cable	Preamp	Aux	APos	TPos	Remark	Freq	Level	Line Margin	Level	Factor	Loss Factor	Factor			MHz	dBuV/m	dBuV/m	dB	dBuV	dB/m	dB	dB	cm	deg	1	4880.00	39.39	74.00	-34.61	60.47	33.90	10.30	65.28	0.00	--	--	PEAK	2	7320.00	41.55	74.00	-32.45	59.60	35.70	12.72	66.47	0.00	--	--	PEAK	3	9274.50	46.60	84.33	-37.73	62.43	36.55	14.54	66.92	0.00	--	--	Peak	<table border="1"> <thead> <tr> <th>Limit</th> <th>Read</th> <th>Ant</th> <th>Cable</th> <th>Preamp</th> <th>Aux</th> <th>APos</th> <th>TPos</th> <th>Remark</th> </tr> <tr> <th>Freq</th> <th>Level</th> <th>Line Margin</th> <th>Level</th> <th>Factor</th> <th>Loss Factor</th> <th>Factor</th> <th></th> <th></th> </tr> <tr> <th>MHz</th> <th>dBuV/m</th> <th>dBuV/m</th> <th>dB</th> <th>dBuV</th> <th>dB/m</th> <th>dB</th> <th>dB</th> <th>cm</th> <th>deg</th> </tr> </thead> <tbody> <tr> <td>1</td> <td>4880.00</td> <td>39.60</td> <td>74.00</td> <td>-34.40</td> <td>60.68</td> <td>33.90</td> <td>10.30</td> <td>65.28</td> <td>0.00</td> <td>--</td> <td>--</td> <td>PEAK</td> </tr> <tr> <td>2</td> <td>7320.00</td> <td>41.34</td> <td>74.00</td> <td>-32.66</td> <td>59.39</td> <td>35.70</td> <td>12.72</td> <td>66.47</td> <td>0.00</td> <td>--</td> <td>--</td> <td>PEAK</td> </tr> <tr> <td>3</td> <td>8122.50</td> <td>48.92</td> <td>74.00</td> <td>-25.08</td> <td>65.99</td> <td>36.25</td> <td>13.48</td> <td>66.80</td> <td>0.00</td> <td>100</td> <td>212</td> <td>Peak</td> </tr> <tr> <td>4</td> <td>8122.50</td> <td>46.82</td> <td>54.00</td> <td>-7.18</td> <td>63.09</td> <td>36.25</td> <td>13.48</td> <td>66.80</td> <td>0.00</td> <td>100</td> <td>212</td> <td>Average</td> </tr> <tr> <td>5</td> <td>8629.50</td> <td>45.95</td> <td>80.06</td> <td>-34.11</td> <td>62.67</td> <td>36.23</td> <td>13.94</td> <td>66.89</td> <td>0.00</td> <td>--</td> <td>--</td> <td>Peak</td> </tr> <tr> <td>6</td> <td>9274.50</td> <td>48.81</td> <td>80.06</td> <td>-31.25</td> <td>64.64</td> <td>36.55</td> <td>14.54</td> <td>66.92</td> <td>0.00</td> <td>--</td> <td>--</td> <td>Peak</td> </tr> </tbody> </table>	Limit	Read	Ant	Cable	Preamp	Aux	APos	TPos	Remark	Freq	Level	Line Margin	Level	Factor	Loss Factor	Factor			MHz	dBuV/m	dBuV/m	dB	dBuV	dB/m	dB	dB	cm	deg	1	4880.00	39.60	74.00	-34.40	60.68	33.90	10.30	65.28	0.00	--	--	PEAK	2	7320.00	41.34	74.00	-32.66	59.39	35.70	12.72	66.47	0.00	--	--	PEAK	3	8122.50	48.92	74.00	-25.08	65.99	36.25	13.48	66.80	0.00	100	212	Peak	4	8122.50	46.82	54.00	-7.18	63.09	36.25	13.48	66.80	0.00	100	212	Average	5	8629.50	45.95	80.06	-34.11	62.67	36.23	13.94	66.89	0.00	--	--	Peak	6	9274.50	48.81	80.06	-31.25	64.64	36.55	14.54	66.92	0.00	--	--
Limit	Read	Ant	Cable	Preamp	Aux	APos	TPos	Remark																																																																																																																																																																						
Freq	Level	Line Margin	Level	Factor	Loss Factor	Factor																																																																																																																																																																								
MHz	dBuV/m	dBuV/m	dB	dBuV	dB/m	dB	dB	cm	deg																																																																																																																																																																					
1	4880.00	39.39	74.00	-34.61	60.47	33.90	10.30	65.28	0.00	--	--	PEAK																																																																																																																																																																		
2	7320.00	41.55	74.00	-32.45	59.60	35.70	12.72	66.47	0.00	--	--	PEAK																																																																																																																																																																		
3	9274.50	46.60	84.33	-37.73	62.43	36.55	14.54	66.92	0.00	--	--	Peak																																																																																																																																																																		
Limit	Read	Ant	Cable	Preamp	Aux	APos	TPos	Remark																																																																																																																																																																						
Freq	Level	Line Margin	Level	Factor	Loss Factor	Factor																																																																																																																																																																								
MHz	dBuV/m	dBuV/m	dB	dBuV	dB/m	dB	dB	cm	deg																																																																																																																																																																					
1	4880.00	39.60	74.00	-34.40	60.68	33.90	10.30	65.28	0.00	--	--	PEAK																																																																																																																																																																		
2	7320.00	41.34	74.00	-32.66	59.39	35.70	12.72	66.47	0.00	--	--	PEAK																																																																																																																																																																		
3	8122.50	48.92	74.00	-25.08	65.99	36.25	13.48	66.80	0.00	100	212	Peak																																																																																																																																																																		
4	8122.50	46.82	54.00	-7.18	63.09	36.25	13.48	66.80	0.00	100	212	Average																																																																																																																																																																		
5	8629.50	45.95	80.06	-34.11	62.67	36.23	13.94	66.89	0.00	--	--	Peak																																																																																																																																																																		
6	9274.50	48.81	80.06	-31.25	64.64	36.55	14.54	66.92	0.00	--	--	Peak																																																																																																																																																																		



	9																																																																															
Mode	Band Edge																																																																															
	2400-2483.5_Bluetooth-LE_CH39_2480MHz																																																																															
ANT	0																																																																															
Pol.	Horizontal	Fundamental																																																																														
Peak	<table border="1"> <thead> <tr> <th>Limit</th> <th>Read</th> <th>Ant</th> <th>Cable</th> <th>Preamp</th> <th>Aux</th> <th>APos</th> <th>TPos</th> <th>Remark</th> </tr> <tr> <th>Freq</th> <th>Level</th> <th>Line Margin</th> <th>Level Factor</th> <th>Loss Factor</th> <th>Factor</th> <th>Factor</th> <th>Factor</th> <th></th> </tr> <tr> <th>MHz</th> <th>dBuV/m</th> <th>dBuV/m</th> <th>dB</th> <th>dBuV</th> <th>dB/m</th> <th>dB</th> <th>dB</th> <th>cm</th> <th>deg</th> </tr> </thead> <tbody> <tr> <td>1 2483.50</td> <td>68.42</td> <td>74.00</td> <td>-5.58</td> <td>59.62</td> <td>32.52</td> <td>7.26</td> <td>36.98</td> <td>6.00</td> <td>100</td> <td>145 PEAK</td> </tr> </tbody> </table>	Limit	Read	Ant	Cable	Preamp	Aux	APos	TPos	Remark	Freq	Level	Line Margin	Level Factor	Loss Factor	Factor	Factor	Factor		MHz	dBuV/m	dBuV/m	dB	dBuV	dB/m	dB	dB	cm	deg	1 2483.50	68.42	74.00	-5.58	59.62	32.52	7.26	36.98	6.00	100	145 PEAK	<table border="1"> <thead> <tr> <th>Limit</th> <th>Read</th> <th>Ant</th> <th>Cable</th> <th>Preamp</th> <th>Aux</th> <th>APos</th> <th>TPos</th> <th>Remark</th> </tr> <tr> <th>Freq</th> <th>Level</th> <th>Line Margin</th> <th>Level Factor</th> <th>Loss Factor</th> <th>Factor</th> <th>Factor</th> <th>Factor</th> <th></th> </tr> <tr> <th>MHz</th> <th>dBuV/m</th> <th>dBuV/m</th> <th>dB</th> <th>dBuV</th> <th>dB/m</th> <th>dB</th> <th>dB</th> <th>cm</th> <th>deg</th> </tr> </thead> <tbody> <tr> <td>1 2480.00</td> <td>107.23</td> <td>-----</td> <td>-----</td> <td>98.45</td> <td>32.50</td> <td>7.25</td> <td>36.97</td> <td>6.00</td> <td>100</td> <td>145 PEAK</td> </tr> </tbody> </table>	Limit	Read	Ant	Cable	Preamp	Aux	APos	TPos	Remark	Freq	Level	Line Margin	Level Factor	Loss Factor	Factor	Factor	Factor		MHz	dBuV/m	dBuV/m	dB	dBuV	dB/m	dB	dB	cm	deg	1 2480.00	107.23	-----	-----	98.45	32.50	7.25	36.97	6.00	100	145 PEAK
Limit	Read	Ant	Cable	Preamp	Aux	APos	TPos	Remark																																																																								
Freq	Level	Line Margin	Level Factor	Loss Factor	Factor	Factor	Factor																																																																									
MHz	dBuV/m	dBuV/m	dB	dBuV	dB/m	dB	dB	cm	deg																																																																							
1 2483.50	68.42	74.00	-5.58	59.62	32.52	7.26	36.98	6.00	100	145 PEAK																																																																						
Limit	Read	Ant	Cable	Preamp	Aux	APos	TPos	Remark																																																																								
Freq	Level	Line Margin	Level Factor	Loss Factor	Factor	Factor	Factor																																																																									
MHz	dBuV/m	dBuV/m	dB	dBuV	dB/m	dB	dB	cm	deg																																																																							
1 2480.00	107.23	-----	-----	98.45	32.50	7.25	36.97	6.00	100	145 PEAK																																																																						
Avg	<table border="1"> <thead> <tr> <th>Limit</th> <th>Read</th> <th>Ant</th> <th>Cable</th> <th>Preamp</th> <th>Aux</th> <th>APos</th> <th>TPos</th> <th>Remark</th> </tr> <tr> <th>Freq</th> <th>Level</th> <th>Line Margin</th> <th>Level Factor</th> <th>Loss Factor</th> <th>Factor</th> <th>Factor</th> <th>Factor</th> <th></th> </tr> <tr> <th>MHz</th> <th>dBuV/m</th> <th>dBuV/m</th> <th>dB</th> <th>dBuV</th> <th>dB/m</th> <th>dB</th> <th>dB</th> <th>cm</th> <th>deg</th> </tr> </thead> <tbody> <tr> <td>1 2483.56</td> <td>53.45</td> <td>54.00</td> <td>-0.55</td> <td>44.65</td> <td>32.52</td> <td>7.26</td> <td>36.98</td> <td>6.00</td> <td>100</td> <td>145 AVERAGE</td> </tr> </tbody> </table>	Limit	Read	Ant	Cable	Preamp	Aux	APos	TPos	Remark	Freq	Level	Line Margin	Level Factor	Loss Factor	Factor	Factor	Factor		MHz	dBuV/m	dBuV/m	dB	dBuV	dB/m	dB	dB	cm	deg	1 2483.56	53.45	54.00	-0.55	44.65	32.52	7.26	36.98	6.00	100	145 AVERAGE	<table border="1"> <thead> <tr> <th>Limit</th> <th>Read</th> <th>Ant</th> <th>Cable</th> <th>Preamp</th> <th>Aux</th> <th>APos</th> <th>TPos</th> <th>Remark</th> </tr> <tr> <th>Freq</th> <th>Level</th> <th>Line Margin</th> <th>Level Factor</th> <th>Loss Factor</th> <th>Factor</th> <th>Factor</th> <th>Factor</th> <th></th> </tr> <tr> <th>MHz</th> <th>dBuV/m</th> <th>dBuV/m</th> <th>dB</th> <th>dBuV</th> <th>dB/m</th> <th>dB</th> <th>dB</th> <th>cm</th> <th>deg</th> </tr> </thead> <tbody> <tr> <td>1 2480.00</td> <td>105.11</td> <td>-----</td> <td>-----</td> <td>96.33</td> <td>32.50</td> <td>7.25</td> <td>36.97</td> <td>6.00</td> <td>100</td> <td>145 AVERAGE</td> </tr> </tbody> </table>	Limit	Read	Ant	Cable	Preamp	Aux	APos	TPos	Remark	Freq	Level	Line Margin	Level Factor	Loss Factor	Factor	Factor	Factor		MHz	dBuV/m	dBuV/m	dB	dBuV	dB/m	dB	dB	cm	deg	1 2480.00	105.11	-----	-----	96.33	32.50	7.25	36.97	6.00	100	145 AVERAGE
Limit	Read	Ant	Cable	Preamp	Aux	APos	TPos	Remark																																																																								
Freq	Level	Line Margin	Level Factor	Loss Factor	Factor	Factor	Factor																																																																									
MHz	dBuV/m	dBuV/m	dB	dBuV	dB/m	dB	dB	cm	deg																																																																							
1 2483.56	53.45	54.00	-0.55	44.65	32.52	7.26	36.98	6.00	100	145 AVERAGE																																																																						
Limit	Read	Ant	Cable	Preamp	Aux	APos	TPos	Remark																																																																								
Freq	Level	Line Margin	Level Factor	Loss Factor	Factor	Factor	Factor																																																																									
MHz	dBuV/m	dBuV/m	dB	dBuV	dB/m	dB	dB	cm	deg																																																																							
1 2480.00	105.11	-----	-----	96.33	32.50	7.25	36.97	6.00	100	145 AVERAGE																																																																						



	9																																																																															
Mode	Band Edge																																																																															
	2400-2483.5_Bluetooth-LE_CH39_2480MHz																																																																															
ANT	0																																																																															
Pol.	Vertical	Fundamental																																																																														
Peak	<table border="1"> <thead> <tr> <th>Limit</th> <th>Read</th> <th>Ant</th> <th>Cable</th> <th>Preamp</th> <th>Aux</th> <th>APos</th> <th>TPos</th> <th>Remark</th> </tr> <tr> <th>Freq</th> <th>Level</th> <th>Line Margin</th> <th>Level Factor</th> <th>Loss Factor</th> <th>Factor</th> <th></th> <th></th> <th></th> </tr> <tr> <th>MHz</th> <th>dBuV/m</th> <th>dBuV/m</th> <th>dB</th> <th>dBuV</th> <th>dB/m</th> <th>dB</th> <th>dB</th> <th>cm</th> <th>deg</th> </tr> </thead> <tbody> <tr> <td>1 2483.50</td> <td>63.42</td> <td>74.00</td> <td>-10.58</td> <td>54.62</td> <td>32.52</td> <td>7.26</td> <td>36.98</td> <td>6.00</td> <td>338</td> <td>192 PEAK</td> </tr> </tbody> </table>	Limit	Read	Ant	Cable	Preamp	Aux	APos	TPos	Remark	Freq	Level	Line Margin	Level Factor	Loss Factor	Factor				MHz	dBuV/m	dBuV/m	dB	dBuV	dB/m	dB	dB	cm	deg	1 2483.50	63.42	74.00	-10.58	54.62	32.52	7.26	36.98	6.00	338	192 PEAK	<table border="1"> <thead> <tr> <th>Limit</th> <th>Read</th> <th>Ant</th> <th>Cable</th> <th>Preamp</th> <th>Aux</th> <th>APos</th> <th>TPos</th> <th>Remark</th> </tr> <tr> <th>Freq</th> <th>Level</th> <th>Line Margin</th> <th>Level Factor</th> <th>Loss Factor</th> <th>Factor</th> <th></th> <th></th> <th></th> </tr> <tr> <th>MHz</th> <th>dBuV/m</th> <th>dBuV/m</th> <th>dB</th> <th>dBuV</th> <th>dB/m</th> <th>dB</th> <th>dB</th> <th>cm</th> <th>deg</th> </tr> </thead> <tbody> <tr> <td>1 2480.00</td> <td>102.35</td> <td>-----</td> <td>-----</td> <td>93.57</td> <td>32.50</td> <td>7.25</td> <td>36.97</td> <td>6.00</td> <td>338</td> <td>192 PEAK</td> </tr> </tbody> </table>	Limit	Read	Ant	Cable	Preamp	Aux	APos	TPos	Remark	Freq	Level	Line Margin	Level Factor	Loss Factor	Factor				MHz	dBuV/m	dBuV/m	dB	dBuV	dB/m	dB	dB	cm	deg	1 2480.00	102.35	-----	-----	93.57	32.50	7.25	36.97	6.00	338	192 PEAK
Limit	Read	Ant	Cable	Preamp	Aux	APos	TPos	Remark																																																																								
Freq	Level	Line Margin	Level Factor	Loss Factor	Factor																																																																											
MHz	dBuV/m	dBuV/m	dB	dBuV	dB/m	dB	dB	cm	deg																																																																							
1 2483.50	63.42	74.00	-10.58	54.62	32.52	7.26	36.98	6.00	338	192 PEAK																																																																						
Limit	Read	Ant	Cable	Preamp	Aux	APos	TPos	Remark																																																																								
Freq	Level	Line Margin	Level Factor	Loss Factor	Factor																																																																											
MHz	dBuV/m	dBuV/m	dB	dBuV	dB/m	dB	dB	cm	deg																																																																							
1 2480.00	102.35	-----	-----	93.57	32.50	7.25	36.97	6.00	338	192 PEAK																																																																						
Avg	<table border="1"> <thead> <tr> <th>Limit</th> <th>Read</th> <th>Ant</th> <th>Cable</th> <th>Preamp</th> <th>Aux</th> <th>APos</th> <th>TPos</th> <th>Remark</th> </tr> <tr> <th>Freq</th> <th>Level</th> <th>Line Margin</th> <th>Level Factor</th> <th>Loss Factor</th> <th>Factor</th> <th></th> <th></th> <th></th> </tr> <tr> <th>MHz</th> <th>dBuV/m</th> <th>dBuV/m</th> <th>dB</th> <th>dBuV</th> <th>dB/m</th> <th>dB</th> <th>dB</th> <th>cm</th> <th>deg</th> </tr> </thead> <tbody> <tr> <td>1 2483.50</td> <td>48.94</td> <td>54.00</td> <td>-5.06</td> <td>40.14</td> <td>32.52</td> <td>7.26</td> <td>36.98</td> <td>6.00</td> <td>338</td> <td>192 AVERAGE</td> </tr> </tbody> </table>	Limit	Read	Ant	Cable	Preamp	Aux	APos	TPos	Remark	Freq	Level	Line Margin	Level Factor	Loss Factor	Factor				MHz	dBuV/m	dBuV/m	dB	dBuV	dB/m	dB	dB	cm	deg	1 2483.50	48.94	54.00	-5.06	40.14	32.52	7.26	36.98	6.00	338	192 AVERAGE	<table border="1"> <thead> <tr> <th>Limit</th> <th>Read</th> <th>Ant</th> <th>Cable</th> <th>Preamp</th> <th>Aux</th> <th>APos</th> <th>TPos</th> <th>Remark</th> </tr> <tr> <th>Freq</th> <th>Level</th> <th>Line Margin</th> <th>Level Factor</th> <th>Loss Factor</th> <th>Factor</th> <th></th> <th></th> <th></th> </tr> <tr> <th>MHz</th> <th>dBuV/m</th> <th>dBuV/m</th> <th>dB</th> <th>dBuV</th> <th>dB/m</th> <th>dB</th> <th>dB</th> <th>cm</th> <th>deg</th> </tr> </thead> <tbody> <tr> <td>1 2480.00</td> <td>100.21</td> <td>-----</td> <td>-----</td> <td>91.43</td> <td>32.50</td> <td>7.25</td> <td>36.97</td> <td>6.00</td> <td>338</td> <td>192 AVERAGE</td> </tr> </tbody> </table>	Limit	Read	Ant	Cable	Preamp	Aux	APos	TPos	Remark	Freq	Level	Line Margin	Level Factor	Loss Factor	Factor				MHz	dBuV/m	dBuV/m	dB	dBuV	dB/m	dB	dB	cm	deg	1 2480.00	100.21	-----	-----	91.43	32.50	7.25	36.97	6.00	338	192 AVERAGE
Limit	Read	Ant	Cable	Preamp	Aux	APos	TPos	Remark																																																																								
Freq	Level	Line Margin	Level Factor	Loss Factor	Factor																																																																											
MHz	dBuV/m	dBuV/m	dB	dBuV	dB/m	dB	dB	cm	deg																																																																							
1 2483.50	48.94	54.00	-5.06	40.14	32.52	7.26	36.98	6.00	338	192 AVERAGE																																																																						
Limit	Read	Ant	Cable	Preamp	Aux	APos	TPos	Remark																																																																								
Freq	Level	Line Margin	Level Factor	Loss Factor	Factor																																																																											
MHz	dBuV/m	dBuV/m	dB	dBuV	dB/m	dB	dB	cm	deg																																																																							
1 2480.00	100.21	-----	-----	91.43	32.50	7.25	36.97	6.00	338	192 AVERAGE																																																																						



	9																																																																																																																																																																																																				
Mode	Harmonic																																																																																																																																																																																																				
	2400-2483.5_Bluetooth-LE_CH39_2480MHz																																																																																																																																																																																																				
ANT	0																																																																																																																																																																																																				
Pol.	Horizontal	Vertical																																																																																																																																																																																																			
Peak Avg	<table border="1"> <thead> <tr> <th>Peak</th> <th>Freq</th> <th>Level</th> <th>Limit</th> <th>Line Margin</th> <th>Read</th> <th>Ant</th> <th>Cable</th> <th>Preamp</th> <th>Aux</th> <th>APos</th> <th>TPos</th> <th>Remark</th> </tr> <tr> <th></th> <th>MHz</th> <th>dBuV/m</th> <th>dBuV/m</th> <th>dB</th> <th>dBuV</th> <th>dB/m</th> <th>dB</th> <th>dB</th> <th>dB</th> <th>cm</th> <th>deg</th> <th></th> </tr> </thead> <tbody> <tr> <td>1</td> <td>4960.00</td> <td>40.84</td> <td>74.00</td> <td>-33.16</td> <td>61.73</td> <td>34.02</td> <td>10.40</td> <td>65.31</td> <td>0.00</td> <td>--</td> <td>--</td> <td>PEAK</td> </tr> <tr> <td>2</td> <td>7440.00</td> <td>41.35</td> <td>74.00</td> <td>-32.65</td> <td>59.64</td> <td>35.74</td> <td>12.78</td> <td>66.81</td> <td>0.00</td> <td>--</td> <td>--</td> <td>PEAK</td> </tr> <tr> <td>3</td> <td>9274.50</td> <td>46.52</td> <td>84.12</td> <td>-37.60</td> <td>62.35</td> <td>36.55</td> <td>14.54</td> <td>66.92</td> <td>0.00</td> <td>--</td> <td>--</td> <td>Peak</td> </tr> <tr> <td>4</td> <td>12402.00</td> <td>52.27</td> <td>74.00</td> <td>-21.73</td> <td>62.18</td> <td>38.86</td> <td>16.94</td> <td>65.71</td> <td>0.00</td> <td>300</td> <td>40</td> <td>Peak</td> </tr> <tr> <td>5</td> <td>12402.00</td> <td>47.89</td> <td>54.00</td> <td>-6.11</td> <td>57.80</td> <td>38.86</td> <td>16.94</td> <td>65.71</td> <td>0.00</td> <td>300</td> <td>40</td> <td>Average</td> </tr> </tbody> </table>	Peak	Freq	Level	Limit	Line Margin	Read	Ant	Cable	Preamp	Aux	APos	TPos	Remark		MHz	dBuV/m	dBuV/m	dB	dBuV	dB/m	dB	dB	dB	cm	deg		1	4960.00	40.84	74.00	-33.16	61.73	34.02	10.40	65.31	0.00	--	--	PEAK	2	7440.00	41.35	74.00	-32.65	59.64	35.74	12.78	66.81	0.00	--	--	PEAK	3	9274.50	46.52	84.12	-37.60	62.35	36.55	14.54	66.92	0.00	--	--	Peak	4	12402.00	52.27	74.00	-21.73	62.18	38.86	16.94	65.71	0.00	300	40	Peak	5	12402.00	47.89	54.00	-6.11	57.80	38.86	16.94	65.71	0.00	300	40	Average	<table border="1"> <thead> <tr> <th>Peak</th> <th>Freq</th> <th>Level</th> <th>Limit</th> <th>Line Margin</th> <th>Read</th> <th>Ant</th> <th>Cable</th> <th>Preamp</th> <th>Aux</th> <th>APos</th> <th>TPos</th> <th>Remark</th> </tr> <tr> <th></th> <th>MHz</th> <th>dBuV/m</th> <th>dBuV/m</th> <th>dB</th> <th>dBuV</th> <th>dB/m</th> <th>dB</th> <th>dB</th> <th>dB</th> <th>cm</th> <th>deg</th> <th></th> </tr> </thead> <tbody> <tr> <td>1</td> <td>4960.00</td> <td>40.03</td> <td>74.00</td> <td>-33.97</td> <td>60.92</td> <td>34.02</td> <td>10.40</td> <td>65.31</td> <td>0.00</td> <td>--</td> <td>--</td> <td>PEAK</td> </tr> <tr> <td>2</td> <td>7440.00</td> <td>41.86</td> <td>74.00</td> <td>-32.14</td> <td>60.15</td> <td>35.74</td> <td>12.78</td> <td>66.81</td> <td>0.00</td> <td>--</td> <td>--</td> <td>PEAK</td> </tr> <tr> <td>3</td> <td>8122.50</td> <td>50.61</td> <td>74.00</td> <td>-23.39</td> <td>67.68</td> <td>36.25</td> <td>13.48</td> <td>66.80</td> <td>0.00</td> <td>243</td> <td>307</td> <td>Peak</td> </tr> <tr> <td>4</td> <td>8122.50</td> <td>48.92</td> <td>54.00</td> <td>-5.08</td> <td>65.99</td> <td>36.25</td> <td>13.48</td> <td>66.80</td> <td>0.00</td> <td>243</td> <td>307</td> <td>Average</td> </tr> <tr> <td>5</td> <td>8628.00</td> <td>45.24</td> <td>78.20</td> <td>-32.96</td> <td>61.96</td> <td>36.23</td> <td>13.94</td> <td>66.89</td> <td>0.00</td> <td>--</td> <td>--</td> <td>Peak</td> </tr> <tr> <td>6</td> <td>9274.50</td> <td>48.52</td> <td>78.20</td> <td>-29.68</td> <td>64.35</td> <td>36.55</td> <td>14.54</td> <td>66.92</td> <td>0.00</td> <td>--</td> <td>--</td> <td>Peak</td> </tr> </tbody> </table>	Peak	Freq	Level	Limit	Line Margin	Read	Ant	Cable	Preamp	Aux	APos	TPos	Remark		MHz	dBuV/m	dBuV/m	dB	dBuV	dB/m	dB	dB	dB	cm	deg		1	4960.00	40.03	74.00	-33.97	60.92	34.02	10.40	65.31	0.00	--	--	PEAK	2	7440.00	41.86	74.00	-32.14	60.15	35.74	12.78	66.81	0.00	--	--	PEAK	3	8122.50	50.61	74.00	-23.39	67.68	36.25	13.48	66.80	0.00	243	307	Peak	4	8122.50	48.92	54.00	-5.08	65.99	36.25	13.48	66.80	0.00	243	307	Average	5	8628.00	45.24	78.20	-32.96	61.96	36.23	13.94	66.89	0.00	--	--	Peak	6	9274.50	48.52	78.20	-29.68	64.35	36.55	14.54	66.92	0.00	--	--	Peak
Peak	Freq	Level	Limit	Line Margin	Read	Ant	Cable	Preamp	Aux	APos	TPos	Remark																																																																																																																																																																																									
	MHz	dBuV/m	dBuV/m	dB	dBuV	dB/m	dB	dB	dB	cm	deg																																																																																																																																																																																										
1	4960.00	40.84	74.00	-33.16	61.73	34.02	10.40	65.31	0.00	--	--	PEAK																																																																																																																																																																																									
2	7440.00	41.35	74.00	-32.65	59.64	35.74	12.78	66.81	0.00	--	--	PEAK																																																																																																																																																																																									
3	9274.50	46.52	84.12	-37.60	62.35	36.55	14.54	66.92	0.00	--	--	Peak																																																																																																																																																																																									
4	12402.00	52.27	74.00	-21.73	62.18	38.86	16.94	65.71	0.00	300	40	Peak																																																																																																																																																																																									
5	12402.00	47.89	54.00	-6.11	57.80	38.86	16.94	65.71	0.00	300	40	Average																																																																																																																																																																																									
Peak	Freq	Level	Limit	Line Margin	Read	Ant	Cable	Preamp	Aux	APos	TPos	Remark																																																																																																																																																																																									
	MHz	dBuV/m	dBuV/m	dB	dBuV	dB/m	dB	dB	dB	cm	deg																																																																																																																																																																																										
1	4960.00	40.03	74.00	-33.97	60.92	34.02	10.40	65.31	0.00	--	--	PEAK																																																																																																																																																																																									
2	7440.00	41.86	74.00	-32.14	60.15	35.74	12.78	66.81	0.00	--	--	PEAK																																																																																																																																																																																									
3	8122.50	50.61	74.00	-23.39	67.68	36.25	13.48	66.80	0.00	243	307	Peak																																																																																																																																																																																									
4	8122.50	48.92	54.00	-5.08	65.99	36.25	13.48	66.80	0.00	243	307	Average																																																																																																																																																																																									
5	8628.00	45.24	78.20	-32.96	61.96	36.23	13.94	66.89	0.00	--	--	Peak																																																																																																																																																																																									
6	9274.50	48.52	78.20	-29.68	64.35	36.55	14.54	66.92	0.00	--	--	Peak																																																																																																																																																																																									
Peak Avg																																																																																																																																																																																																					



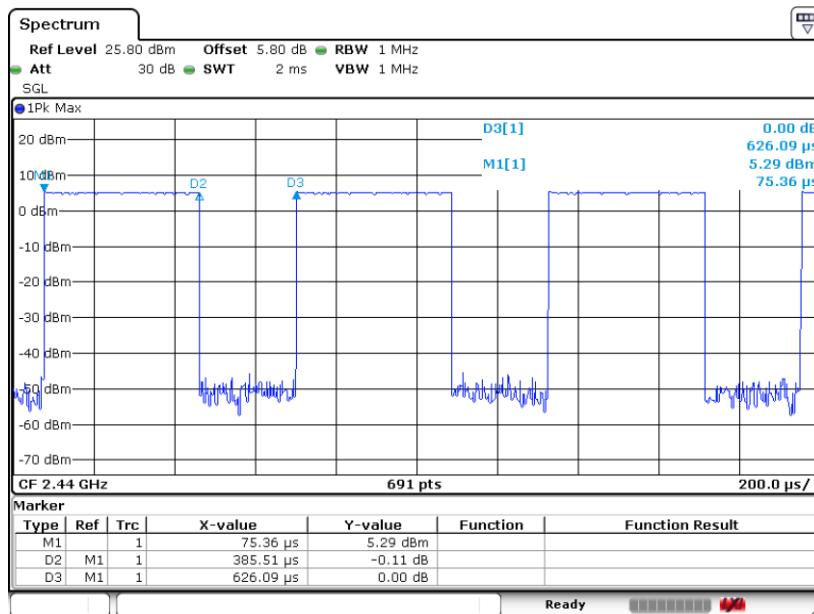
Mode	9																																																																																																																																																																																
	LF																																																																																																																																																																																
	2400-2483.5_Bluetooth-LE_CH39_2480MHz																																																																																																																																																																																
ANT	0																																																																																																																																																																																
Pol.	Horizontal	Vertical																																																																																																																																																																															
Peak QP																																																																																																																																																																																	
	<table border="1"> <thead> <tr> <th>Peak</th> <th>Freq</th> <th>Level</th> <th>Over Limit</th> <th>Limit Line</th> <th>ReadAntenna Level</th> <th>Cable Loss</th> <th>Preamp Factor</th> <th>A/Pos</th> <th>T/Pos</th> <th>Remark</th> </tr> <tr> <th></th> <th>MHz</th> <th>dBuV/m</th> <th>dB</th> <th>dBuV/m</th> <th>dBuV</th> <th>dB</th> <th>dB</th> <th>cm</th> <th>deg</th> <th></th> </tr> </thead> <tbody> <tr> <td>1</td> <td>30.00</td> <td>20.72</td> <td>-19.28</td> <td>40.00</td> <td>27.46</td> <td>25.10</td> <td>0.45</td> <td>32.29</td> <td>---</td> <td>Peak</td> </tr> <tr> <td>2</td> <td>182.29</td> <td>20.69</td> <td>-22.81</td> <td>43.50</td> <td>36.00</td> <td>15.04</td> <td>1.82</td> <td>32.17</td> <td>---</td> <td>Peak</td> </tr> <tr> <td>3</td> <td>259.89</td> <td>22.75</td> <td>-23.25</td> <td>46.00</td> <td>32.35</td> <td>20.40</td> <td>2.17</td> <td>32.17</td> <td>---</td> <td>Peak</td> </tr> <tr> <td>4</td> <td>350.10</td> <td>29.61</td> <td>-16.39</td> <td>46.00</td> <td>38.80</td> <td>20.50</td> <td>2.52</td> <td>32.21</td> <td>---</td> <td>Peak</td> </tr> <tr> <td>5</td> <td>399.57</td> <td>31.71</td> <td>-14.29</td> <td>46.00</td> <td>39.36</td> <td>21.90</td> <td>2.70</td> <td>32.25</td> <td>---</td> <td>Peak</td> </tr> <tr> <td>6 p</td> <td>833.16</td> <td>38.43</td> <td>-7.57</td> <td>46.00</td> <td>37.50</td> <td>28.93</td> <td>3.89</td> <td>31.89</td> <td>---</td> <td>Peak</td> </tr> </tbody> </table>	Peak	Freq	Level	Over Limit	Limit Line	ReadAntenna Level	Cable Loss	Preamp Factor	A/Pos	T/Pos	Remark		MHz	dBuV/m	dB	dBuV/m	dBuV	dB	dB	cm	deg		1	30.00	20.72	-19.28	40.00	27.46	25.10	0.45	32.29	---	Peak	2	182.29	20.69	-22.81	43.50	36.00	15.04	1.82	32.17	---	Peak	3	259.89	22.75	-23.25	46.00	32.35	20.40	2.17	32.17	---	Peak	4	350.10	29.61	-16.39	46.00	38.80	20.50	2.52	32.21	---	Peak	5	399.57	31.71	-14.29	46.00	39.36	21.90	2.70	32.25	---	Peak	6 p	833.16	38.43	-7.57	46.00	37.50	28.93	3.89	31.89	---	Peak	<table border="1"> <thead> <tr> <th>Peak</th> <th>Freq</th> <th>Level</th> <th>Over Limit</th> <th>Limit Line</th> <th>ReadAntenna Level</th> <th>Cable Loss</th> <th>Preamp Factor</th> <th>A/Pos</th> <th>T/Pos</th> <th>Remark</th> </tr> <tr> <th></th> <th>MHz</th> <th>dBuV/m</th> <th>dB</th> <th>dBuV/m</th> <th>dBuV</th> <th>dB</th> <th>dB</th> <th>cm</th> <th>deg</th> <th></th> </tr> </thead> <tbody> <tr> <td>1</td> <td>31.94</td> <td>22.64</td> <td>-17.36</td> <td>40.00</td> <td>30.43</td> <td>24.04</td> <td>0.48</td> <td>32.31</td> <td>---</td> <td>Peak</td> </tr> <tr> <td>2</td> <td>111.48</td> <td>19.47</td> <td>-24.03</td> <td>43.50</td> <td>33.11</td> <td>17.11</td> <td>1.42</td> <td>32.17</td> <td>---</td> <td>Peak</td> </tr> <tr> <td>3</td> <td>250.19</td> <td>21.15</td> <td>-24.85</td> <td>46.00</td> <td>32.17</td> <td>19.02</td> <td>2.13</td> <td>32.17</td> <td>---</td> <td>Peak</td> </tr> <tr> <td>4</td> <td>399.57</td> <td>24.81</td> <td>-21.19</td> <td>46.00</td> <td>32.46</td> <td>21.90</td> <td>2.70</td> <td>32.25</td> <td>---</td> <td>Peak</td> </tr> <tr> <td>5 p</td> <td>600.36</td> <td>28.87</td> <td>-17.13</td> <td>46.00</td> <td>32.14</td> <td>25.00</td> <td>3.31</td> <td>32.38</td> <td>---</td> <td>Peak</td> </tr> <tr> <td>6</td> <td>991.27</td> <td>32.30</td> <td>-21.70</td> <td>54.00</td> <td>27.93</td> <td>30.67</td> <td>4.25</td> <td>30.55</td> <td>---</td> <td>Peak</td> </tr> </tbody> </table>	Peak	Freq	Level	Over Limit	Limit Line	ReadAntenna Level	Cable Loss	Preamp Factor	A/Pos	T/Pos	Remark		MHz	dBuV/m	dB	dBuV/m	dBuV	dB	dB	cm	deg		1	31.94	22.64	-17.36	40.00	30.43	24.04	0.48	32.31	---	Peak	2	111.48	19.47	-24.03	43.50	33.11	17.11	1.42	32.17	---	Peak	3	250.19	21.15	-24.85	46.00	32.17	19.02	2.13	32.17	---	Peak	4	399.57	24.81	-21.19	46.00	32.46	21.90	2.70	32.25	---	Peak	5 p	600.36	28.87	-17.13	46.00	32.14	25.00	3.31	32.38	---	Peak	6	991.27	32.30	-21.70	54.00	27.93	30.67	4.25	30.55	---
Peak	Freq	Level	Over Limit	Limit Line	ReadAntenna Level	Cable Loss	Preamp Factor	A/Pos	T/Pos	Remark																																																																																																																																																																							
	MHz	dBuV/m	dB	dBuV/m	dBuV	dB	dB	cm	deg																																																																																																																																																																								
1	30.00	20.72	-19.28	40.00	27.46	25.10	0.45	32.29	---	Peak																																																																																																																																																																							
2	182.29	20.69	-22.81	43.50	36.00	15.04	1.82	32.17	---	Peak																																																																																																																																																																							
3	259.89	22.75	-23.25	46.00	32.35	20.40	2.17	32.17	---	Peak																																																																																																																																																																							
4	350.10	29.61	-16.39	46.00	38.80	20.50	2.52	32.21	---	Peak																																																																																																																																																																							
5	399.57	31.71	-14.29	46.00	39.36	21.90	2.70	32.25	---	Peak																																																																																																																																																																							
6 p	833.16	38.43	-7.57	46.00	37.50	28.93	3.89	31.89	---	Peak																																																																																																																																																																							
Peak	Freq	Level	Over Limit	Limit Line	ReadAntenna Level	Cable Loss	Preamp Factor	A/Pos	T/Pos	Remark																																																																																																																																																																							
	MHz	dBuV/m	dB	dBuV/m	dBuV	dB	dB	cm	deg																																																																																																																																																																								
1	31.94	22.64	-17.36	40.00	30.43	24.04	0.48	32.31	---	Peak																																																																																																																																																																							
2	111.48	19.47	-24.03	43.50	33.11	17.11	1.42	32.17	---	Peak																																																																																																																																																																							
3	250.19	21.15	-24.85	46.00	32.17	19.02	2.13	32.17	---	Peak																																																																																																																																																																							
4	399.57	24.81	-21.19	46.00	32.46	21.90	2.70	32.25	---	Peak																																																																																																																																																																							
5 p	600.36	28.87	-17.13	46.00	32.14	25.00	3.31	32.38	---	Peak																																																																																																																																																																							
6	991.27	32.30	-21.70	54.00	27.93	30.67	4.25	30.55	---	Peak																																																																																																																																																																							



Appendix D. Duty Cycle Plots

Band	Duty Cycle(%)	T(ms)	1/T(kHz)	VBW Setting
Bluetooth LE (1Mbps)	61.57	0.386	2.594	2.7KHz
Bluetooth LE (2Mbps)	31.94	0.200	5.000	5.1KHz

Bluetooth LE (1Mbps)





Bluetooth LE (2Mbps)

