


FCC ID: G95-UIW4010ECH
IC: 431C-UIW4010ECH

TEST SETUP PHOTOS



Conducted emission measurement setup

FCC ID: G95-UIW4010ECH
IC: 431C-UIW4010ECH



Conducted emission measurement setup

FCC ID: G95-UIW4010ECH
IC: 431C-UIW4010ECH



Radiated emissions measurements setup below 1GHz

FCC ID: G95-UIW4010ECH
IC: 431C-UIW4010ECH



Radiated emissions measurements setup above 1GHz


FCC ID: G95-UIW4010ECH
IC: 431C-UIW4010ECH




Radiated emissions measurements setup above 1GHz



Photograph for DFS Detection Thresholds Determination, Reference Noise Level, Channel Loading, DFS Channel Closing Transmission Time & Channel Move Time, DFS Non-Occupancy Period




Photograph for Occupied bandwidth (Wifi 5GHz)




Photograph for 26dB emission bandwidth (Wifi 5GHz)

FCC ID: G95-UIW4010ECH
IC: 431C-UIW4010ECH




Photograph for 6dB emission bandwidth (Wifi 5GHz)




Photograph for Duty Cycle (Wifi 5GHz)

FCC ID: G95-UIW4010ECH
IC: 431C-UIW4010ECH




Photograph for Maximum Conducted Output Power (Wifi 5GHz)




Photograph for Occupied bandwidth (Wifi 2.4GHz)

FCC ID: G95-UIW4010ECH
IC: 431C-UIW4010ECH




Photograph for 6dB emission bandwidth (Wifi 2.4GHz)




Photograph for Duty Cycle (Wifi 2.4GHz)

FCC ID: G95-UIW4010ECH
IC: 431C-UIW4010ECH




Photograph for Maximum Conducted Output Power (Wifi 2.4GHz)



Photograph for Power Spectral Density (Wifi 2.4GHz)

FCC ID: G95-UIW4010ECH
IC: 431C-UIW4010ECH



Photograph for Unwanted Emission into non-restricted frequency bands at the band edge (Wifi 2.4GHz)

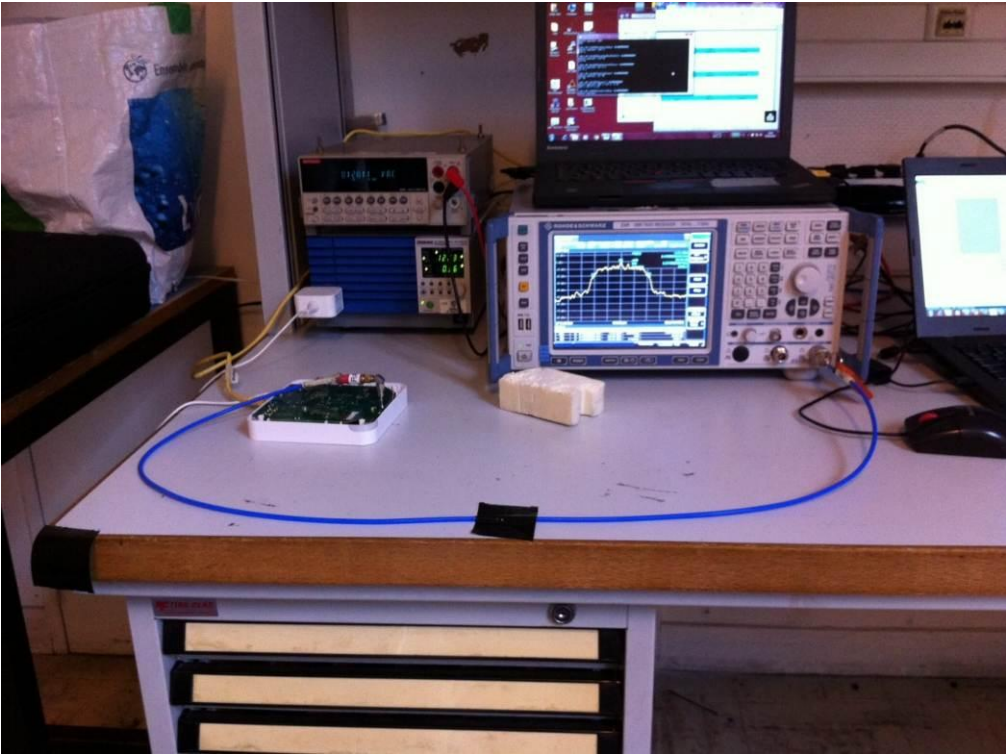


Photograph for Unwanted Emission into non-restricted frequency bands (Wifi 2.4GHz)

FCC ID: G95-UIW4010ECH
IC: 431C-UIW4010ECH




Photograph for Occupied bandwidth (BT Classic)

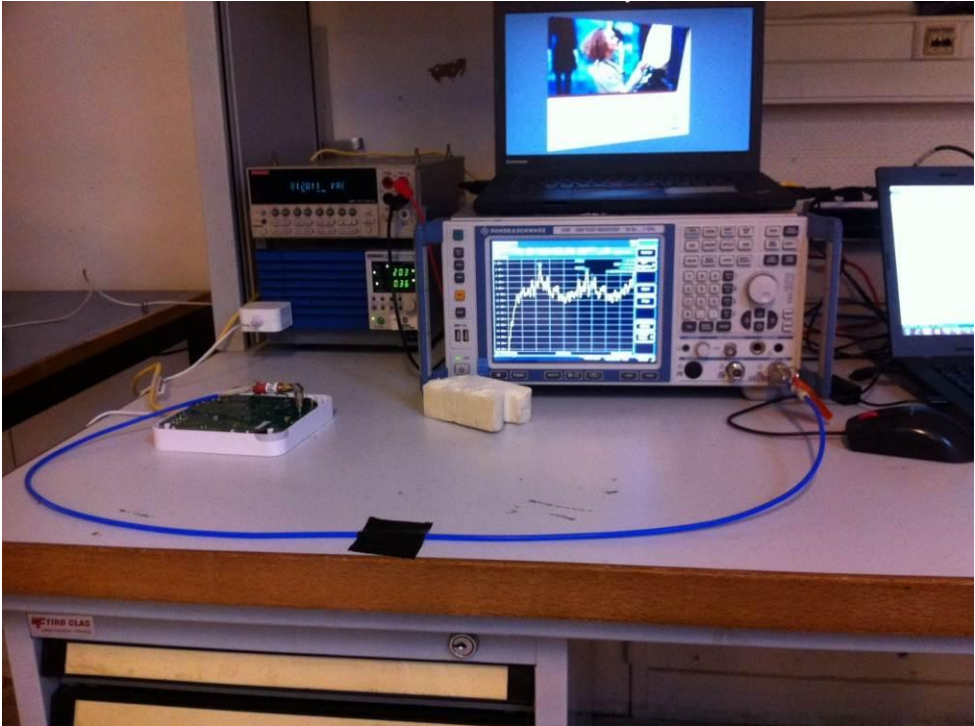


Photograph for 20dB emission bandwidth (BT Classic)

FCC ID: G95-UIW4010ECH
IC: 431C-UIW4010ECH




Photograph for Number of Frequency Hopping (BT Classic)




Photograph for Carrier Frequency Separation (BT Classic)

FCC ID: G95-UIW4010ECH
IC: 431C-UIW4010ECH




Photograph for Time of Occupancy (BT Classic)




Photograph for Duty Cycle (BT Classic)

FCC ID: G95-UIW4010ECH
IC: 431C-UIW4010ECH



Photograph for Maximum Conducted Output Power (BT Classic)




Photograph for Unwanted Emission into non-restricted frequency bands at the band edge (BT Classic)

FCC ID: G95-UIW4010ECH
IC: 431C-UIW4010ECH




Photograph for Unwanted Emission into non-restricted frequency bands (BT Classic)




Photograph for Occupied bandwidth (BT LE)

FCC ID: G95-UIW4010ECH
IC: 431C-UIW4010ECH




Photograph for 6dB emission bandwidth (BT LE)




Photograph for Duty Cycle (BT LE)

FCC ID: G95-UIW4010ECH
IC: 431C-UIW4010ECH




Photograph for Maximum Conducted Output Power (BT LE)



Photograph for Power Spectral Density (BT LE)

FCC ID: G95-UIW4010ECH
IC: 431C-UIW4010ECH



Photograph for Unwanted Emission into non-restricted frequency bands at the band edge (BT LE)



Photograph for Unwanted Emission into non-restricted frequency bands (BT LE)