




# FCC RADIO TEST REPORT

FCC ID : G95-CGA4236  
Equipment : Cable Modem DOCSIS 3.1  
Trade Name : technicolor  
Model Number : CGA4236  
Product Code : CGA4236VGW-TCH3;CGA4236DGW-TCH3;  
CGA4236-TCH2  
(Refer to section 1.1.5 for detail information)  
Applicant : Technicolor Connected Home USA LLC  
5030 Sugarloaf Parkway, Building 6,  
Lawrenceville,Georgia, United States  
Manufacturer : Technicolor Connected Home USA LLC  
5030 Sugarloaf Parkway, Building 6,  
Lawrenceville,Georgia, United States  
Standard : 47 CFR FCC Part 15.407

The product was received on Apr. 09, 2020, and testing was started from May 05, 2020 and completed on Jul. 21, 2020. We, SPORTON INTERNATIONAL INC. EMC & Wireless Communications Laboratory, would like to declare that the tested sample has been evaluated in accordance with the procedures given in ANSI C63.10-2013 and shown compliance with the applicable technical standards.

The test results in this variant report apply exclusively to the tested model / sample. Without written approval of SPORTON INTERNATIONAL INC. EMC & Wireless Communications Laboratory, the test report shall not be reproduced except in full.

  
Approved by: Cliff Chang

**SPORTON INTERNATIONAL INC. EMC & Wireless Communications Laboratory**

No. 52, Huaya 1st Rd., Guishan Dist., Taoyuan City, Taiwan (R.O.C.)



# Table of Contents

History of this test report.....3

Summary of Test Result.....4

**1 General Description .....5**

1.1 Information.....5

1.2 Applicable Standards .....9

1.3 Testing Location Information .....9

1.4 Measurement Uncertainty .....9

**2 Test Configuration of EUT .....10**

2.1 Test Channel Mode .....10

2.2 The Worst Case Measurement Configuration .....11

2.3 EUT Operation during Test .....11

2.4 Accessories .....12

2.5 Support Equipment.....12

2.6 Test Setup Diagram .....13

**3 Transmitter Test Result .....14**

3.1 Emission Bandwidth .....14

3.2 Maximum Conducted Output Power .....16

3.3 Peak Power Spectral Density.....18

3.4 Unwanted Emissions.....21

**4 Test Equipment and Calibration Data .....24**

**Appendix A. Test Results of Emission Bandwidth**

**Appendix B. Test Results of Maximum Conducted Output Power**

**Appendix C. Test Results of Peak Power Spectral Density**

**Appendix D. Test Results of Unwanted Emissions**

**Appendix E. Test Photos**

**Photographs of EUT v01**



## History of this test report

Report No.	Version	Description	Issued Date
FR041508-01AB	01	Initial issue of report	Aug. 10, 2020



### Summary of Test Result

Report Clause	Ref Std. Clause	Test Items	Result (PASS/FAIL)	Remark
1.1.2	15.203	Antenna Requirement	PASS	-
3.1	15.407(a)	Emission Bandwidth	PASS	-
3.2	15.407(a)	Maximum Conducted Output Power	PASS	-
3.3	15.407(a)	Peak Power Spectral Density	PASS	-
3.4	15.407(b)	Unwanted Emissions	PASS	-

**Declaration of Conformity:**

The test results with all measurement uncertainty excluded are presented in accordance with the regulation limits or requirements declared by manufacturers.

**Comments and Explanations:**

The declared of product specification for EUT presented in the report are provided by the manufacturer, and the manufacturer takes all the responsibilities for the accuracy of product specification.

Reviewed by: **Sam Chen**

Report Producer: **Cindy Peng**



# 1 General Description

## 1.1 Information

### 1.1.1 RF General Information

Frequency Range (MHz)	IEEE Std. 802.11	Ch. Frequency (MHz)	Channel Number
5150-5250	a, n (HT20), ac (VHT20), ax (HEW20)	5180-5240	36-48 [4]
5725-5850		5745-5825	149-165 [5]
5150-5250	n (HT40), ac (VHT40), ax (HEW40)	5190-5230	38-46 [2]
5725-5850		5755-5795	151-159 [2]
5150-5250	ac (VHT80), ax (HEW80)	5210	42 [1]
5725-5850		5775	155 [1]

Band	Mode	BWch (MHz)	Nant
5.15-5.25GHz	802.11a	20	4TX
5.15-5.25GHz	802.11n (HT20)	20	4TX
5.15-5.25GHz	802.11n (HT20)-BF	20	4TX
5.15-5.25GHz	802.11ac (VHT20)	20	4TX
5.15-5.25GHz	802.11ac (VHT20)-BF	20	4TX
5.15-5.25GHz	802.11ax (HEW20)	20	4TX
5.15-5.25GHz	802.11ax HEW20-BF	20	4TX
5.15-5.25GHz	802.11n (HT40)	40	4TX
5.15-5.25GHz	802.11n (HT40)-BF	40	4TX
5.15-5.25GHz	802.11ac (VHT40)	40	4TX
5.15-5.25GHz	802.11ac (VHT40)-BF	40	4TX
5.15-5.25GHz	802.11ax (HEW40)	40	4TX
5.15-5.25GHz	802.11ax (HEW40)-BF	40	4TX
5.15-5.25GHz	802.11ac (VHT80)	80	4TX
5.15-5.25GHz	802.11ac (VHT80)-BF	80	4TX
5.15-5.25GHz	802.11ax (HEW80)	80	4TX
5.15-5.25GHz	802.11ax (HEW80)-BF	80	4TX
5.725-5.85GHz	802.11a	20	4TX
5.725-5.85GHz	802.11n (HT20)	20	4TX
5.725-5.85GHz	802.11n (HT20)-BF	20	4TX
5.725-5.85GHz	802.11ac (VHT20)	20	4TX



<b>Band</b>	<b>Mode</b>	<b>BWch (MHz)</b>	<b>Nant</b>
5.725-5.85GHz	802.11ac (VHT20)-BF	20	4TX
5.725-5.85GHz	802.11ax (HEW20)	20	4TX
5.725-5.85GHz	802.11ax HEW20-BF	20	4TX
5.725-5.85GHz	802.11n (HT40)	40	4TX
5.725-5.85GHz	802.11n (HT40)-BF	40	4TX
5.725-5.85GHz	802.11ac (VHT40)	40	4TX
5.725-5.85GHz	802.11ac (VHT40)-BF	40	4TX
5.725-5.85GHz	802.11ax (HEW40)	40	4TX
5.725-5.85GHz	802.11ax (HEW40)-BF	40	4TX
5.725-5.85GHz	802.11ac (VHT80)	80	4TX
5.725-5.85GHz	802.11ac (VHT80)-BF	80	4TX
5.725-5.85GHz	802.11ax (HEW80)	80	4TX
5.725-5.85GHz	802.11ax (HEW80)-BF	80	4TX

**Note:**

- ◆ 11a, HT20 and HT40 use a combination of OFDM-BPSK, QPSK, 16QAM, 64QAM modulation.
- ◆ VHT20, VHT40 and VHT80 use a combination of OFDM-BPSK, QPSK, 16QAM, 64QAM, 256QAM, 1024QAM modulation.
- ◆ HEW20, HEW40 and HEW80 use a combination of OFDMA-BPSK, QPSK, 16QAM, 64QAM, 256QAM, 1024QAM modulation.
- ◆ BWch is the nominal channel bandwidth.



1.1.2 Antenna Information

Ant.	Port	Brand	Model Name	Antenna Type	Connector	Gain (dBi)
1	1	TCH	1415-07JS0V8	Dipole Antenna	N/A	Note 1
2	2	TCH	1415-07JT0V8	Dipole Antenna	N/A	
3	3	TCH	1415-07JR0V8	Dipole Antenna	N/A	
4	1	TCH	1415-07JV0V8	Dipole Antenna	N/A	
5	2	TCH	1415-07JU0V8	Dipole Antenna	N/A	
6	3	TCH	1415-07JV0V8	Dipole Antenna	N/A	
7	4	TCH	1415-07JU0V8	Dipole Antenna	N/A	

Note 1:

Ant.	Uncorrelated Gain (dBi)		
	2.4GHz	5GHz Band 1	5GHz Band 4
1	2.35	-	-
2	3.32	-	-
3	2.87	-	-
4	-	2.90	4.64
5	-	3.42	2.20
6	-	2.92	2.48
7	-	2.68	3.51
<b>Correlated Gain (dBi)</b>	6.01	6.63	7.30

Note 2: The above information was declared by manufacturer.

**For 2.4GHz function:**

For IEEE 802.11b/g/n/VHT/ax mode (3TX/3RX)

Ant. 1, Ant. 2 and Ant. 3 can be used as transmitting/receiving antenna.

Ant. 1, Ant. 2 and Ant. 3 could transmit/receive simultaneously.

**For 5GHz function:**

For IEEE 802.11a/n/ac/ax mode (4TX/4RX)

Ant. 4, Ant. 5, Ant. 6 and Ant. 7 can be used as transmitting/receiving antenna.

Ant. 4, Ant. 5, Ant. 6 and Ant. 7 could transmit/receive simultaneously.



### 1.1.3 Mode Test Duty Cycle

Mode	DC	DCF(dB)	T(s)	VBW(Hz) ≥ 1/T
802.11ax HEW20-BF	0.979	0.09	2.93m	1k
802.11ax HEW40-BF	0.96	0.18	4.358m	300
802.11ax HEW80-BF	0.928	0.32	4.143m	300

Note:

- ◆ DC is Duty Cycle.
- ◆ DCF is Duty Cycle Factor.

### 1.1.4 EUT Operational Condition

<b>EUT Power Type</b>	From power adapter			
<b>Beamforming Function</b>	<input checked="" type="checkbox"/>	With beamforming for 2.4GHz: 802.11n/VHT/ax, 5GHz: 802.11n/ac/ax	<input type="checkbox"/>	Without beamforming
<b>Function</b>	<input type="checkbox"/>	Outdoor P2M	<input checked="" type="checkbox"/>	Indoor P2M
	<input type="checkbox"/>	Fixed P2P	<input type="checkbox"/>	Client
<b>Test Software Version</b>	accessMTool (3.2.0.0)			
<b>Firmware Version</b>	Broadcom BCA: 17.10 RC121.11 wl0: Feb 19 2020 10:51:50 version 17.10.121.11 (r783116 WLTEST)			

Note: The above information was declared by manufacturer.

### 1.1.5 Table for Multiple Listing

Product Code	Description
CGA4236VGW-TCH3	All the product code are identical, the difference product code as marketing strategy.
CGA4236DGW-TCH3	
CGA4236-TCH2	

From the above list, product code: CGA4236VGW-TCH3 was selected as representative model for the test and its data was recorded in this report.

### 1.1.6 Table for Class II Change

This product is an extension of original one reported under Sporton project number: FR041508AB  
Below is the table for the change of the product with respect to the original one.

Modifications	Performance Checking
Adding beam-forming function for 2.4GHz: 802.11n/VHT/ax, 5GHz: 802.11n/ac/ax.	1. Emission Bandwidth. 2. Maximum Conducted Output Power. 3. Peak Power Spectral Density. 4. Unwanted Emissions Above 1GHz





### 1.2 Applicable Standards

According to the specifications of the manufacturer, the EUT must comply with the requirements of the following standards:

- ◆ 47 CFR FCC Part 15
- ◆ ANSI C63.10-2013
- ◆ FCC KDB 789033 D02 v02r01

The following reference test guidance is not within the scope of accreditation of TAF.

- ◆ FCC KDB 662911 D01 v02r01
- ◆ FCC KDB 412172 D01 v01r01

### 1.3 Testing Location Information

Testing Location		
<input type="checkbox"/>	HWA YA	ADD : No. 52, Huaya 1st Rd., Guishan Dist., Taoyuan City, Taiwan (R.O.C.) TEL : 886-3-327-3456 FAX : 886-3-327-0973
<input checked="" type="checkbox"/>	JHUBEI	ADD : No.8, Lane 724, Bo-ai St., Jhubei City, HsinChu County 302, Taiwan, R.O.C. TEL : 886-3-656-9065 FAX : 886-3-656-9085

Test Condition	Test Site No.	Test Engineer	Test Environment	Test Date
RF Conducted	TH01-CB	Paul Chen	21.8~23.2°C / 55~58%	May 05, 2020~Jul. 21, 2020
Radiated	03CH03-CB, 03CH04-CB	Paul Chen	24.9~25.8°C / 58~62%	Jul. 16, 2020

Test site Designation No. TW0006 with FCC  
Test site registered number IC 4086D with Industry Canada.

### 1.4 Measurement Uncertainty

ISO/IEC 17025 requires that an estimate of the measurement uncertainties associated with the emissions test results be included in the report. The measurement uncertainties given below are based on a 95% confidence level (based on a coverage factor (k=2))

Test Items	Uncertainty	Remark
Radiated Emission (1GHz ~ 18GHz)	4.9 dB	Confidence levels of 95%
Radiated Emission (18GHz ~ 40GHz)	4.6 dB	Confidence levels of 95%
Conducted Emission	2.8 dB	Confidence levels of 95%
Output Power Measurement	1.4 dB	Confidence levels of 95%
Power Density Measurement	2.8 dB	Confidence levels of 95%
Bandwidth Measurement	0.39%	Confidence levels of 95%



## 2 Test Configuration of EUT

### 2.1 Test Channel Mode

Mode	Power Setting
802.11ax HEW20-BF_Nss1,(MCS0)_4TX	-
5180MHz	86
5200MHz	95
5240MHz	96
5745MHz	84
5785MHz	81
5825MHz	82
802.11ax HEW40-BF_Nss1,(MCS0)_4TX	-
5190MHz	80
5230MHz	96
5755MHz	87
5795MHz	87
802.11ax HEW80-BF_Nss1,(MCS0)_4TX	-
5210MHz	80
5775MHz	87



### 2.2 The Worst Case Measurement Configuration

The Worst Case Mode for Following Conformance Tests	
<b>Tests Item</b>	Emission Bandwidth Maximum Conducted Output Power Peak Power Spectral Density
<b>Test Condition</b>	Conducted measurement at transmit chains

The Worst Case Mode for Following Conformance Tests	
<b>Tests Item</b>	Unwanted Emissions
<b>Test Condition</b>	Radiated measurement If EUT consist of multiple antenna assembly (multiple antenna are used in EUT regardless of spatial multiplexing MIMO configuration), the radiated test should be performed with highest antenna gain of each antenna type.
<b>Operating Mode &gt; 1GHz</b>	CTX

The Worst Case Mode for Following Conformance Tests	
<b>Tests Item</b>	Simultaneous Transmission Analysis - Co-location RF Exposure Evaluation
<b>Operating Mode</b>	
1	WLAN 2.4GHz + WLAN 5GHz
Refer to Sporton Test Report No.: FA041508-01 for Co-location RF Exposure Evaluation.	

Note: The EUT can be used at Y axis position only.

### 2.3 EUT Operation during Test

For Conducted Mode:

The EUT was programmed to be in continuously transmitting mode.

For Radiated Mode:

During the test, the following programs under WIN 7 were executed.

The program was executed as follows:

1. During the test, the EUT operation to normal function.
2. Executed command fixed test channel under Telnet.
3. Executed "Lantest.exe" to link with the remote workstation to transmit and receive packet by Wireless AP and transmit duty cycle no less than 98%.



## 2.4 Accessories

Accessories			
Equipment Name	Brand Name	Model Name	Rating
Adapter 1	HOIOTO	ADS-36FKJ-12 12036EPCU	INPUT: 100-240V, 50/60Hz, Max.1.0A OUTPUT: 12V, 3.0A
Adapter 2	AcBel	ADG009 AD:AD0G2	INPUT: 100-240V, 50/60Hz, MAX.1.5A OUTPUT: 12V, 4.5A
Others			
Power cord*1, Non-shielded, 1.8m (For adapter 2 use)			

## 2.5 Support Equipment

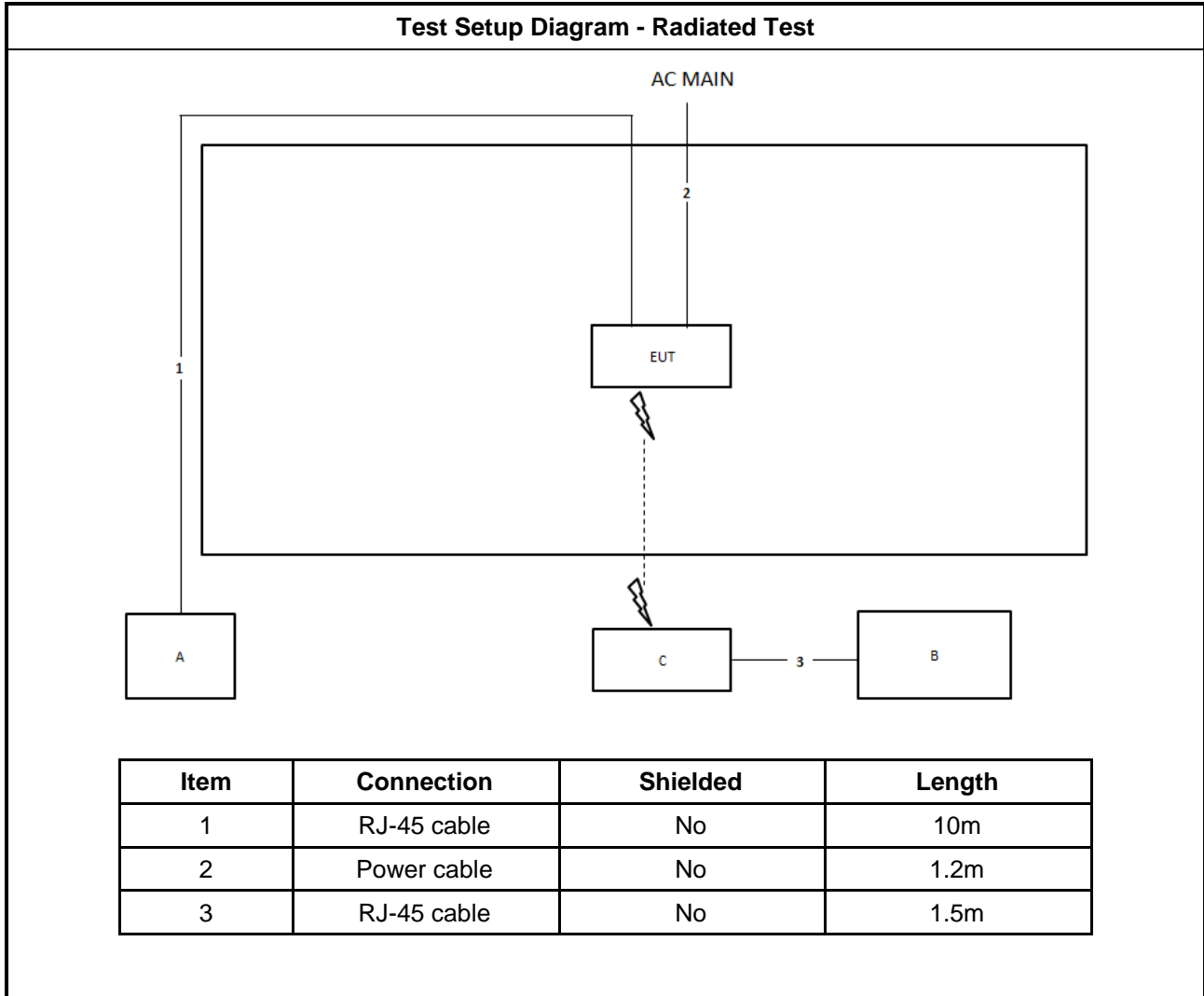
### For Radiated:

Support Equipment				
No.	Equipment	Brand Name	Model Name	FCC ID
A	Notebook	DELL	E4300	N/A
B	Notebook	DELL	E4300	N/A
C	WLAN AP	ASUS	RT-AX88U	MSQ-RTAXHP00

### For RF Conducted:

Support Equipment				
No.	Equipment	Brand Name	Model Name	FCC ID
A	Notebook	DELL	E4300	N/A

## 2.6 Test Setup Diagram





### 3 Transmitter Test Result

#### 3.1 Emission Bandwidth

##### 3.1.1 Emission Bandwidth Limit

Emission Bandwidth Limit	
<b>UNII Devices</b>	
<input checked="" type="checkbox"/>	For the 5.15-5.25 GHz band, N/A
<input type="checkbox"/>	For the 5.25-5.35 GHz band, the maximum conducted output power shall not exceed the lesser of 250 mW or 11 dBm + 10 log B, where B is the 26 dB emission bandwidth in MHz.
<input type="checkbox"/>	For the 5.47-5.725 GHz band, the maximum conducted output power shall not exceed the lesser of 250 mW or 11 dBm + 10 log B, where B is the 26 dB emission bandwidth in MHz.
<input checked="" type="checkbox"/>	For the 5.725-5.85 GHz band, 6 dB emission bandwidth ≥ 500kHz.
<b>LE-LAN Devices</b>	
<input type="checkbox"/>	For the band 5.15-5.25 GHz, the maximum e.i.r.p. shall not exceed 200 mW or 10 + 10 log B, dBm, whichever power is less. B is the 99% emission bandwidth in MHz.
<input type="checkbox"/>	For the 5.25-5.35 GHz band, the maximum e.i.r.p. shall not exceed 1.0 W or 17 + 10 log B, dBm, whichever power is less. B is the 99% emission bandwidth in MHz
<input type="checkbox"/>	For the 5.47-5.6 GHz band and 5.65-5.725 GHz band, the maximum e.i.r.p. shall not exceed 1.0 W or 17 + 10 log B, dBm, whichever power is less. B is the 99% emission bandwidth in MHz
<input type="checkbox"/>	For the 5.725-5.85 GHz band, 6 dB emission bandwidth ≥ 500kHz.

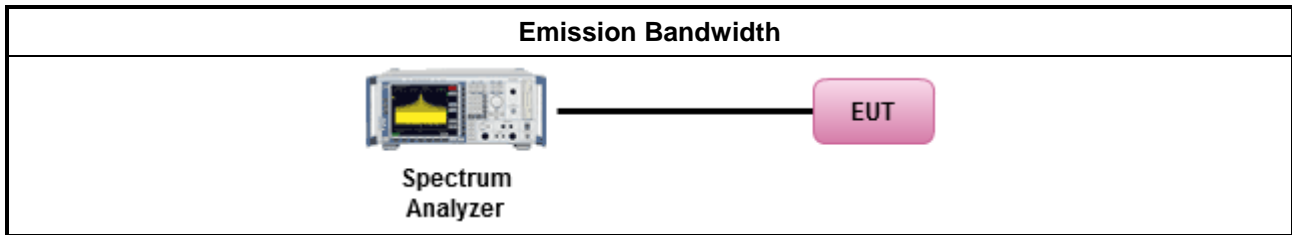
##### 3.1.2 Measuring Instruments

Refer a test equipment and calibration data table in this test report.

##### 3.1.3 Test Procedures

Test Method	
▪ For the emission bandwidth shall be measured using one of the options below:	
<input checked="" type="checkbox"/>	Refer as FCC KDB 789033, clause C for EBW and clause D for OBW measurement.
<input type="checkbox"/>	Refer as ANSI C63.10, clause 6.9.1 for occupied bandwidth testing.
<input type="checkbox"/>	Refer as IC RSS-Gen, clause 4.6 for bandwidth testing.

### 3.1.4 Test Setup



### 3.1.5 Test Result of Emission Bandwidth

Refer as Appendix A



### 3.2 Maximum Conducted Output Power

#### 3.2.1 Maximum Conducted Output Power Limit

Maximum Conducted Output Power Limit	
<b>UNII Devices</b>	
<input checked="" type="checkbox"/> For the 5.15-5.25 GHz band:	
	<ul style="list-style-type: none"> <li>▪ Outdoor AP: the maximum conducted output power (<math>P_{Out}</math>) shall not exceed the lesser of 1 W. If <math>G_{TX} &gt; 6</math> dBi, then <math>P_{Out} = 30 - (G_{TX} - 6)</math>. e.i.r.p. at any elevation angle above 30 degrees <math>\leq 125mW</math> [21dBm]</li> <li>▪ Indoor AP: the maximum conducted output power (<math>P_{Out}</math>) shall not exceed the lesser of 1 W. If <math>G_{TX} &gt; 6</math> dBi, then <math>P_{Out} = 30 - (G_{TX} - 6)</math></li> <li>▪ Point-to-point AP: the maximum conducted output power (<math>P_{Out}</math>) shall not exceed the lesser of 1 W. If <math>G_{TX} &gt; 23</math> dBi, then <math>P_{Out} = 30 - (G_{TX} - 23)</math>.</li> <li>▪ Mobile or Portable Client: the maximum conducted output power (<math>P_{Out}</math>) shall not exceed the lesser of 250 mW. If <math>G_{TX} &gt; 6</math> dBi, then <math>P_{Out} = 24 - (G_{TX} - 6)</math>.</li> </ul>
<input type="checkbox"/> For the 5.25-5.35 GHz band, the maximum conducted output power ( $P_{Out}$ ) shall not exceed the lesser of 250 mW or 11 dBm + 10 log B, where B is the 26 dB emission bandwidth in MHz. If $G_{TX} > 6$ dBi, then $P_{Out} = 24 - (G_{TX} - 6)$ .	
<input type="checkbox"/> For the 5.47-5.725 GHz band, the maximum conducted output power ( $P_{Out}$ ) shall not exceed the lesser of 250 mW or 11 dBm + 10 log B, where B is the 26 dB emission bandwidth in MHz. If $G_{TX} > 6$ dBi, then $P_{Out} = 24 - (G_{TX} - 6)$ .	
<input checked="" type="checkbox"/> For the 5.725-5.85 GHz band:	
	<ul style="list-style-type: none"> <li>▪ Point-to-multipoint systems (P2M): the maximum conducted output power (<math>P_{Out}</math>) shall not exceed the lesser of 1 W. If <math>G_{TX} &gt; 6</math> dBi, then <math>P_{Out} = 30 - (G_{TX} - 6)</math>.</li> <li>▪ Point-to-point systems (P2P): the maximum conducted output power (<math>P_{Out}</math>) shall not exceed the lesser of 1 W.</li> </ul>
<b>LE-LAN Devices</b>	
<input type="checkbox"/> For the 5.15-5.25 GHz band, the maximum e.i.r.p. shall not exceed 200 mW or 10 + 10 log B, dBm, whichever power is less. B is the 99% emission bandwidth in MHz.	
<input type="checkbox"/> For the 5.25-5.35 GHz band, the maximum e.i.r.p. shall not exceed 1.0 W or 17 + 10 log B, dBm, whichever power is less. B is the 99% emission bandwidth in MHz	
<input type="checkbox"/> For the 5.47-5.6 GHz band and 5.65-5.725 GHz band, the maximum e.i.r.p. shall not exceed 1.0 W or 17 + 10 log B, dBm, whichever power is less. B is the 99% emission bandwidth in MHz	
<input type="checkbox"/> For the 5.725-5.85 GHz band:	
	<ul style="list-style-type: none"> <li>▪ Point-to-multipoint systems (P2M): the maximum conducted output power (<math>P_{Out}</math>) shall not exceed the lesser of 1 W. If <math>G_{TX} &gt; 6</math> dBi, then <math>P_{Out} = 30 - (G_{TX} - 6)</math>.</li> <li>▪ Point-to-point systems (P2P): the maximum conducted output power (<math>P_{Out}</math>) shall not exceed the lesser of 1 W.</li> </ul>
$P_{Out}$ = maximum conducted output power in dBm, $G_{TX}$ = the maximum transmitting antenna directional gain in dBi.	




### 3.2.2 Measuring Instruments

Refer a test equipment and calibration data table in this test report.

### 3.2.3 Test Procedures

Test Method	
<ul style="list-style-type: none"> <li>▪ Maximum Conducted Output Power</li> </ul>	
Average over on/off periods with duty factor	
<input type="checkbox"/>	Refer as FCC KDB 789033, clause E Method SA-2 (spectral trace averaging).
<input type="checkbox"/>	Refer as FCC KDB 789033, clause E Method SA-2 Alt. (RMS detection with slow sweep speed)
Wideband RF power meter and average over on/off periods with duty factor	
<input checked="" type="checkbox"/>	Refer as FCC KDB 789033, clause E Method PM-G (using an RF average power meter).
<ul style="list-style-type: none"> <li>▪ For conducted measurement.</li> </ul>	
<ul style="list-style-type: none"> <li>▪ If the EUT supports multiple transmit chains using options given below: Refer as FCC KDB 662911, In-band power measurements. Using the measure-and-sum approach, measured all transmit ports individually. Sum the power (in linear power units e.g., mW) of all ports for each individual sample and save them.</li> </ul>	
<ul style="list-style-type: none"> <li>▪ If multiple transmit chains, EIRP calculation could be following as methods:  <math>P_{total} = P_1 + P_2 + \dots + P_n</math>                      (calculated in linear unit [mW] and transfer to log unit [dBm])  <math>EIRP_{total} = P_{total} + DG</math> </li> </ul>	

### 3.2.4 Test Setup



### 3.2.5 Test Result of Maximum Conducted Output Power

Refer as Appendix B



### 3.3 Peak Power Spectral Density

#### 3.3.1 Peak Power Spectral Density Limit

Peak Power Spectral Density Limit	
<b>UNII Devices</b>	
<input checked="" type="checkbox"/> For the 5.15-5.25 GHz band:	
	<ul style="list-style-type: none"> <li>▪ Outdoor AP: the peak power spectral density (PPSD) shall not exceed the lesser of 17dBm/MHz. If <math>G_{TX} &gt; 6</math> dBi, then <math>P_{Out} = 17 - (G_{TX} - 6)</math>.</li> <li>▪ Indoor AP: the peak power spectral density (PPSD) shall not exceed the lesser of 17dBm/MHz. If <math>G_{TX} &gt; 6</math> dBi, then <math>P_{Out} = 17 - (G_{TX} - 6)</math>.</li> <li>▪ Point-to-point AP: the peak power spectral density (PPSD) shall not exceed the lesser of 17dBm/MHz. If <math>G_{TX} &gt; 23</math> dBi, then <math>P_{Out} = 17 - (G_{TX} - 23)</math>.</li> <li>▪ Mobile or Portable Client: the peak power spectral density (PPSD) <math>\leq 11</math> dBm/MHz. If <math>G_{TX} &gt; 6</math> dBi, then <math>PPSD = 11 - (G_{TX} - 6)</math>.</li> </ul>
<input type="checkbox"/> For the 5.25-5.35 GHz band, the peak power spectral density (PPSD) $\leq 11$ dBm/MHz. If $G_{TX} > 6$ dBi, then $PPSD = 11 - (G_{TX} - 6)$ .	
<input type="checkbox"/> For the 5.47-5.725 GHz band, the peak power spectral density (PPSD) $\leq 11$ dBm/MHz. If $G_{TX} > 6$ dBi, then $PPSD = 11 - (G_{TX} - 6)$ .	
<input checked="" type="checkbox"/> For the 5.725-5.85 GHz band:	
	<ul style="list-style-type: none"> <li>▪ Point-to-multipoint systems (P2M): the peak power spectral density (PPSD) <math>\leq 30</math> dBm/500kHz. If <math>G_{TX} &gt; 6</math> dBi, then <math>PPSD = 30 - (G_{TX} - 6)</math>.</li> <li>▪ Point-to-point systems (P2P): the peak power spectral density (PPSD) <math>\leq 30</math> dBm/500kHz.</li> </ul>
<b>LE-LAN Devices</b>	
<input type="checkbox"/> For the 5.15-5.25 GHz band, the e.i.r.p. peak power spectral density (PPSD) $\leq 10$ dBm/MHz.	
<input type="checkbox"/> For the 5.25-5.35 GHz band, the peak power spectral density (PPSD) $\leq 11$ dBm/MHz.	
	<ul style="list-style-type: none"> <li>▪ e.i.r.p. greater than 200 mW shall comply with the following e.i.r.p. at different elevations, where <math>\theta</math> is the angle above the local horizontal plane (of the Earth) as shown below:            -13 dBW/MHz for <math>0^\circ \leq \theta &lt; 8^\circ</math> ; -13 - 0.716 (<math>\theta-8</math>) dBW/MHz for <math>8^\circ \leq \theta &lt; 40^\circ</math>            -35.9 - 1.22 (<math>\theta-40</math>) dBW/MHz for <math>40^\circ \leq \theta \leq 45^\circ</math> ; -42 dBW/MHz for <math>\theta &gt; 45^\circ</math></li> </ul>
<input type="checkbox"/> For the 5.47-5.6 GHz band and 5.65-5.725 GHz band, the peak power spectral density (PPSD) $\leq 11$ dBm/MHz.	
<input type="checkbox"/> For the 5.725-5.85 GHz band:	
	<ul style="list-style-type: none"> <li>▪ Point-to-multipoint systems (P2M): the peak power spectral density (PPSD) <math>\leq 30</math> dBm/500kHz. If <math>G_{TX} &gt; 6</math> dBi, then <math>PPSD = 30 - (G_{TX} - 6)</math>.</li> <li>▪ Point-to-point systems (P2P): the peak power spectral density (PPSD) <math>\leq 30</math> dBm/500kHz.</li> </ul>
<p><b>PPSD</b> = peak power spectral density that he same method as used to determine the conducted output power shall be used to determine the power spectral density. And power spectral density in dBm/MHz  <b>G<sub>TX</sub></b> = the maximum transmitting antenna directional gain in dBi.</p>	

#### 3.3.2 Measuring Instruments

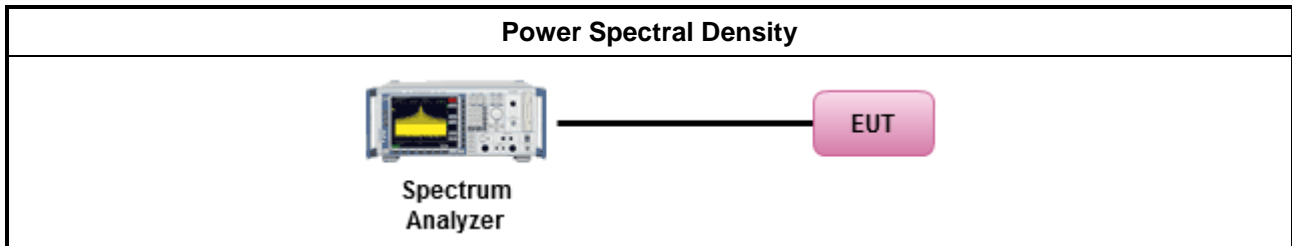
Refer a test equipment and calibration data table in this test report.



3.3.3 Test Procedures

Test Method	
<ul style="list-style-type: none"> <li>▪ Peak power spectral density procedures that the same method as used to determine the conducted output power shall be used to determine the peak power spectral density and use the peak search function on the spectrum analyzer to find the peak of the spectrum. For the peak power spectral density shall be measured using below options:</li> </ul>	
<input type="checkbox"/>	Refer as FCC KDB 789033, F5) power spectral density can be measured using resolution bandwidths < 1 MHz provided that the results are integrated over 1 MHz bandwidth
[duty cycle ≥ 98% or external video / power trigger]	
<input checked="" type="checkbox"/>	Refer as FCC KDB 789033, clause E Method SA-1 (spectral trace averaging).
<input type="checkbox"/>	Refer as FCC KDB 789033, clause E Method SA-1 Alt. (RMS detection with slow sweep speed)
duty cycle < 98% and average over on/off periods with duty factor	
<input checked="" type="checkbox"/>	Refer as FCC KDB 789033, clause E Method SA-2 (spectral trace averaging).
<input type="checkbox"/>	Refer as FCC KDB 789033, clause E Method SA-2 Alt. (RMS detection with slow sweep speed)
<ul style="list-style-type: none"> <li>▪ For conducted measurement.</li> </ul>	
<ul style="list-style-type: none"> <li>▪ If the EUT supports multiple transmit chains using options given below:</li> </ul>	
<input checked="" type="checkbox"/>	Option 1: Measure and sum the spectra across the outputs. Refer as FCC KDB 662911, In-band power spectral density (PSD). Sample all transmit ports simultaneously using a spectrum analyzer for each transmit port. Where the trace bin-by-bin of each transmit port summing can be performed. (i.e., in the first spectral bin of output 1 is summed with that in the first spectral bin of output 2 and that from the first spectral bin of output 3, and so on up to the NTX output to obtain the value for the first frequency bin of the summed spectrum.). Add up the amplitude (power) values for the different transmit chains and use this as the new data trace.
<input type="checkbox"/>	Option 2: Measure and sum spectral maxima across the outputs. With this technique, spectra are measured at each output of the device at the required resolution bandwidth. The maximum value (peak) of each spectrum is determined. These maximum values are then summed mathematically in linear power units across the outputs. These operations shall be performed separately over frequency spans that have different out-of-band or spurious emission limits,
<input type="checkbox"/>	Option 3: Measure and add 10 log(N) dB, where N is the number of transmit chains. Refer as FCC KDB 662911, In-band power spectral density (PSD). Performed at each transmit chains and each transmit chains shall be compared with the limit have been reduced with 10 log(N). Or each transmit chains shall be add 10 log(N) to compared with the limit.
<ul style="list-style-type: none"> <li>▪ If multiple transmit chains, EIRP PPSD calculation could be following as methods:  <math>PPSD_{total} = PPSD_1 + PPSD_2 + \dots + PPSD_n</math>            (calculated in linear unit [mW] and transfer to log unit [dBm])  <math>EIRP_{total} = PPSD_{total} + DG</math> </li> </ul>	

### 3.3.4 Test Setup



### 3.3.5 Test Result of Peak Power Spectral Density

Refer as Appendix C



### 3.4 Unwanted Emissions

#### 3.4.1 Transmitter Unwanted Emissions Limit

Unwanted emissions below 1 GHz and restricted band emissions above 1GHz limit			
Frequency Range (MHz)	Field Strength (uV/m)	Field Strength (dBuV/m)	Measure Distance (m)
0.009~0.490	2400/F(kHz)	48.5 - 13.8	300
0.490~1.705	24000/F(kHz)	33.8 - 23	30
1.705~30.0	30	29	30
30~88	100	40	3
88~216	150	43.5	3
216~960	200	46	3
Above 960	500	54	3

Note 1: Test distance for frequencies at or above 30 MHz, measurements may be performed at a distance other than the limit distance provided they are not performed in the near field and the emissions to be measured can be detected by the measurement equipment. When performing measurements at a distance other than that specified, the results shall be extrapolated to the specified distance using an extrapolation factor of 20 dB/decade (inverse of linear distance for field-strength measurements, inverse of linear distance-squared for power-density measurements).

Note 2: Test distance for frequencies at below 30 MHz, measurements may be performed at a distance closer than the EUT limit distance; however, an attempt should be made to avoid making measurements in the near field. When performing measurements below 30 MHz at a closer distance than the limit distance, the results shall be extrapolated to the specified distance by either making measurements at a minimum of two or more distances on at least one radial to determine the proper extrapolation factor or by using the square of an inverse linear distance extrapolation factor (40 dB/decade). The test report shall specify the extrapolation method used to determine compliance of the EUT.

Note 3: Using the distance of 1m during the test for above 18 GHz, and the test value to correct for the distance factor at 3m.

Un-restricted band emissions above 1GHz Limit	
Operating Band	Limit
<input checked="" type="checkbox"/> 5.15 - 5.25 GHz	e.i.r.p. -27 dBm [68.2 dBuV/m @3m]
<input type="checkbox"/> 5.25 - 5.35 GHz	e.i.r.p. -27 dBm [68.2 dBuV/m @3m]
<input type="checkbox"/> 5.47 - 5.725 GHz	e.i.r.p. -27 dBm [68.2 dBuV/m @3m]
<input checked="" type="checkbox"/> 5.725 - 5.85 GHz	all emissions shall be limited to a level of -27 dBm/MHz at 75 MHz or more above or below the band edge increasing linearly to 10 dBm/MHz at 25 MHz above or below the band edge, and from 25 MHz above or below the band edge increasing linearly to a level of 15.6 dBm/MHz at 5 MHz above or below the band edge, and from 5 MHz above or below the band edge increasing linearly to a level of 27 dBm/MHz at the band edge.

Note 1: Measurements may be performed at a distance other than the limit distance provided they are not performed in the near field and the emissions to be measured can be detected by the measurement equipment. When performing measurements at a distance other than that specified, the results shall be extrapolated to the specified distance using an extrapolation factor of 20 dB/decade (inverse of



linear distance for field-strength measurements, inverse of linear distance-squared for power-density measurements).

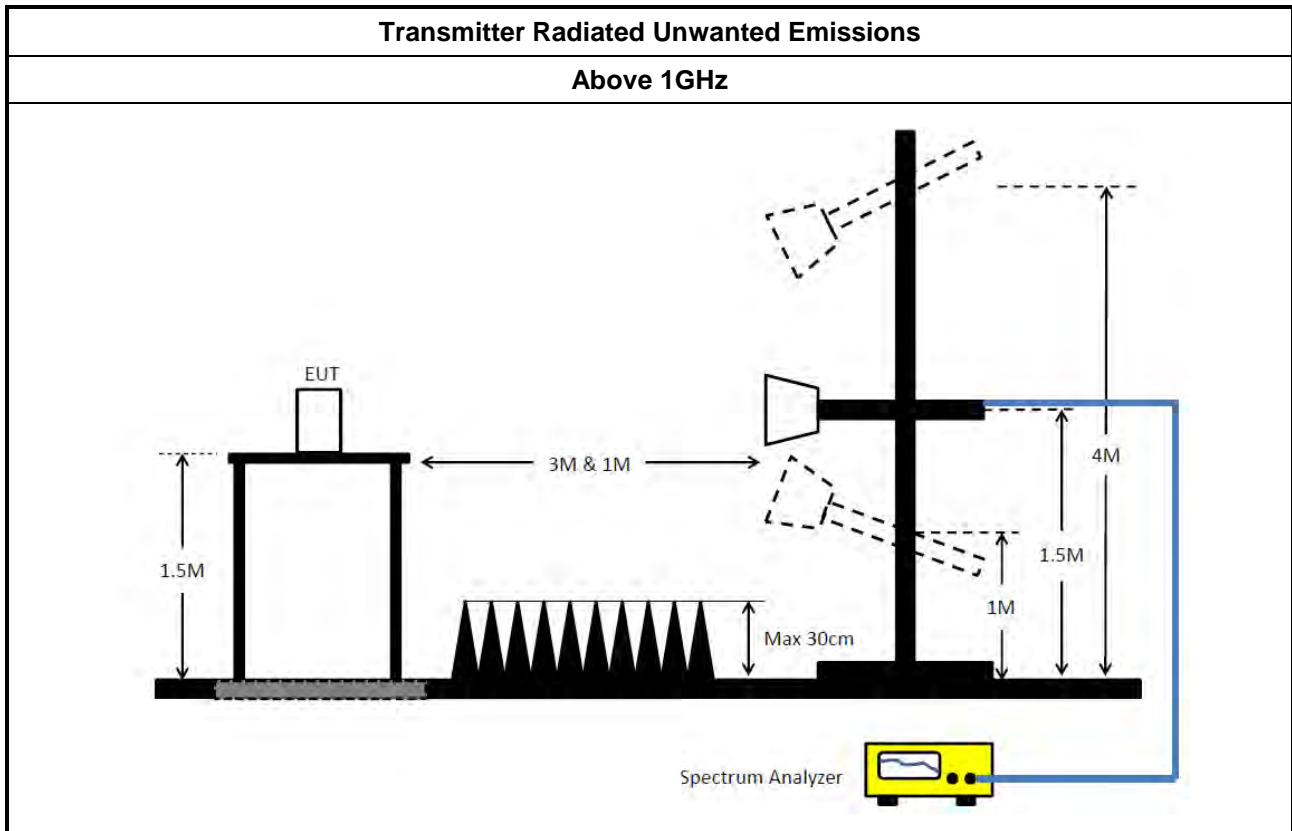
**3.4.2 Measuring Instruments**

Refer a test equipment and calibration data table in this test report.

**3.4.3 Test Procedures**

Test Method	
	<ul style="list-style-type: none"> <li>▪ Measurements may be performed at a distance other than the limit distance provided they are not performed in the near field and the emissions to be measured can be detected by the measurement equipment. Measurements shall not be performed at a distance greater than 30 m for frequencies above 30 MHz, unless it can be further demonstrated that measurements at a distance of 30 m or less are impractical. When performing measurements at a distance other than that specified, the results shall be extrapolated to the specified distance using an extrapolation factor of 20 dB/decade (inverse of linear distance for field-strength measurements, inverse of linear distance-squared for power-density measurements).</li> </ul>
	<ul style="list-style-type: none"> <li>▪ The average emission levels shall be measured in [duty cycle ≥ 98 or duty factor].</li> </ul>
	<ul style="list-style-type: none"> <li>▪ For the transmitter unwanted emissions shall be measured using following options below:               <ul style="list-style-type: none"> <li>▪ Refer as FCC KDB 789033, clause G)2) for unwanted emissions into non-restricted bands.</li> <li>▪ Refer as FCC KDB 789033, clause G)1) for unwanted emissions into restricted bands.                   <ul style="list-style-type: none"> <li><input type="checkbox"/> Refer as FCC KDB 789033, G)6) Method AD (Trace Averaging).</li> <li><input checked="" type="checkbox"/> Refer as FCC KDB 789033, G)6) Method VB (Reduced VBW).</li> <li><input type="checkbox"/> Refer as ANSI C63.10, clause 11.12.2.5.3 (Reduced VBW). VBW ≥ 1/T, where T is pulse time.</li> <li><input type="checkbox"/> Refer as ANSI C63.10, clause 7.5 average value of pulsed emissions.</li> <li><input checked="" type="checkbox"/> Refer as FCC KDB 789033, clause G)5) measurement procedure peak limit.</li> <li><input type="checkbox"/> Refer as ANSI C63.10, clause 4.1.4.2.2 measurement procedure peak limit.</li> </ul> </li> </ul> </li> </ul>
	<ul style="list-style-type: none"> <li>▪ For radiated measurement.               <ul style="list-style-type: none"> <li>▪ Refer as ANSI C63.10, clause 6.4 for radiated emissions below 30 MHz and test distance is 3m.</li> <li>▪ Refer as ANSI C63.10, clause 6.5 for radiated emissions 30 MHz to 1 GHz and test distance is 3m.</li> <li>▪ Refer as ANSI C63.10, clause 6.6 for radiated emissions above 1GHz.</li> </ul> </li> </ul>
	<ul style="list-style-type: none"> <li>▪ The any unwanted emissions level shall not exceed the fundamental emission level.</li> </ul>
	<ul style="list-style-type: none"> <li>▪ All amplitude of spurious emissions that are attenuated by more than 20 dB below the permissible value has no need to be reported.</li> </ul>

### 3.4.4 Test Setup



### 3.4.5 Measurement Results Calculation

The measured Level is calculated using:

Corrected Reading: Antenna Factor + Cable Loss + Read Level - Preamp Factor (if applicable) = Level.

### 3.4.6 Test Result of Transmitter Unwanted Emissions

Refer as Appendix D



## 4 Test Equipment and Calibration Data

Instrument	Manufacturer	Model No.	Serial No.	Characteristics	Calibration Date	Calibration Due Date	Remark
Horn Antenna	ETS • Lindgren	3115	6821	750MHz~18GHz	Jan. 20, 2020	Jan. 19, 2021	Radiation (03CH03-CB)
Horn Antenna	SCHWARZBECK	BBHA 9170	BBHA9170507	15GHz ~ 40GHz	Jun. 11, 2020	Jun. 10, 2021	Radiation (03CH03-CB)
Pre-Amplifier	Agilent	8449B	3008A02097	1GHz ~ 26.5GHz	Jul. 03, 2020	Jun. 02, 2021	Radiation (03CH03-CB)
Pre-Amplifier	EMCI	EMC12630SE	980383	1GHz ~ 26.5GHz	Aug. 02, 2019	Aug. 01, 2020	Radiation (03CH03-CB)
Pre-Amplifier	MITEQ	TTA1840-35-HG	1864479	18GHz ~ 40GHz	Jul. 08, 2020	Jul. 07, 2021	Radiation (03CH03-CB)
Spectrum Analyzer	R&S	FSP40	100019	9kHz ~ 40GHz	Jun. 09, 2020	Jun. 08, 2021	Radiation (03CH03-CB)
RF Cable-high	Woken	RG402	High Cable-20+27(spare)	1GHz ~ 18GHz	Jul. 03, 2020	Jul. 02, 2021	Radiation (03CH03-CB)
RF Cable-high	Woken	RG402	High Cable-27(spare)	1GHz ~ 18GHz	Jul. 03, 2020	Jul. 02, 2021	Radiation (03CH03-CB)
RF Cable-high	Woken	RG402	High Cable-40G#1	18GHz ~ 40 GHz	Jul. 24, 2019	Jul. 23, 2020	Radiation (03CH03-CB)
RF Cable-high	Woken	RG402	High Cable-40G#2	18GHz ~ 40 GHz	Jul. 24, 2019	Jul. 23, 2020	Radiation (03CH03-CB)
Horn Antenna	ETS • Lindgren	3115	00143147	750MHz~18GHz	Oct. 22, 2019	Oct. 21, 2020	Radiation (03CH04-CB)
Horn Antenna	SCHWARZBECK	BBHA 9170	BBHA9170507	15GHz ~ 40GHz	Jun. 11, 2020	Jun. 10, 2021	Radiation (03CH04-CB)
Pre-Amplifier	Agilent	83017A	MY53270063	0.5GHz ~ 26.5GHz	Mar. 11, 2020	Mar. 10, 2021	Radiation (03CH04-CB)
Pre-Amplifier	Agilent	83017A	MY53270063	0.5GHz ~ 26.5GHz	Jul. 14, 2020	Jul. 13, 2021	Radiation (03CH04-CB)
Amplifier	-	-	TF-130N-R1	18GHz ~ 40GHz	Jun. 19, 2020	Jun. 18, 2021	Radiation (03CH04-CB)
Spectrum Analyzer	R&S	FSP40	100142	9kHz~40GHz	Dec. 18, 2019	Dec. 17, 2020	Radiation (03CH04-CB)
RF Cable-high	Woken	RG402	High Cable-21	1GHz - 18GHz	Jul. 07, 2020	Jul. 06, 2021	Radiation (03CH04-CB)
RF Cable-high	Woken	RG402	High Cable-21+22	1GHz - 18GHz	Feb. 01, 2020	Jan. 31, 2021	Radiation (03CH04-CB)
RF Cable-high	Woken	RG402	High Cable-40G#1	18GHz ~ 40 GHz	Jul. 24, 2019	Jul. 23, 2020	Radiation (03CH04-CB)
RF Cable-high	Woken	RG402	High Cable-40G#2	18GHz ~ 40 GHz	Jul. 24, 2019	Jul. 23, 2020	Radiation (03CH04-CB)
Spectrum analyzer	R&S	FSV40	100979	9kHz~40GHz	May 05, 2020	May 04, 2021	Conducted (TH01-CB)
RF Cable-high	Woken	RG402	High Cable-06	1 GHz – 26.5 GHz	Oct. 07, 2019	Oct. 06, 2020	Conducted (TH01-CB)





Instrument	Manufacturer	Model No.	Serial No.	Characteristics	Calibration Date	Calibration Due Date	Remark
RF Cable-high	Woken	RG402	High Cable-07	1 GHz –26.5 GHz	Oct. 07, 2019	Oct. 06, 2020	Conducted (TH01-CB)
RF Cable-high	Woken	RG402	High Cable-08	1 GHz –26.5 GHz	Oct. 07, 2019	Oct. 06, 2020	Conducted (TH01-CB)
RF Cable-high	Woken	RG402	High Cable-09	1 GHz –26.5 GHz	Oct. 07, 2019	Oct. 06, 2020	Conducted (TH01-CB)
RF Cable-high	Woken	RG402	High Cable-10	1 GHz –26.5 GHz	Oct. 07, 2019	Oct. 06, 2020	Conducted (TH01-CB)
RF Cable-high	Woken	RG402	High Cable-28	1 GHz –26.5 GHz	Nov. 18, 2019	Nov. 17, 2020	Conducted (TH01-CB)
Power Sensor	Agilent	E9327A	US40442088	50MHz~18GHz	Feb. 07, 2020	Feb. 06, 2021	Conducted (TH01-CB)
Power Meter	Agilent	E4416A	GB41291199	50MHz~18GHz	Feb. 07, 2020	Feb. 06, 2021	Conducted (TH01-CB)

Note: Calibration Interval of instruments listed above is one year.



**Summary**

Mode	Max-N dB (Hz)	Max-OBW (Hz)	ITU-Code	Min-N dB (Hz)	Min-OBW (Hz)
5.15-5.25GHz	-	-	-	-	-
802.11ax HEW20-BF_Nss1,(MCS0)_4TX	32.55M	19.34M	19M3D1D	21.36M	19.04M
802.11ax HEW40-BF_Nss1,(MCS0)_4TX	72.72M	37.841M	37M8D1D	39.9M	37.541M
802.11ax HEW80-BF_Nss1,(MCS0)_4TX	81.6M	77.001M	77M0D1D	81.12M	76.762M
5.725-5.85GHz	-	-	-	-	-
802.11ax HEW20-BF_Nss1,(MCS0)_4TX	19.02M	19.16M	19M2D1D	18.87M	19.07M
802.11ax HEW40-BF_Nss1,(MCS0)_4TX	37.38M	37.781M	37M8D1D	36.54M	37.601M
802.11ax HEW80-BF_Nss1,(MCS0)_4TX	76.44M	77.121M	77M1D1D	75.12M	77.001M

**Max-N dB** = Maximum 6dB down bandwidth for 5.725-5.85GHz band / Maximum 26dB down bandwidth for other band;

**Max-OBW** = Maximum 99% occupied bandwidth;

**Min-N dB** = Minimum 6dB down bandwidth for 5.725-5.85GHz band / Maximum 26dB down bandwidth for other band;

**Min-OBW** = Minimum 99% occupied bandwidth;

**Result**

Mode	Result	Limit (Hz)	Port 1-N dB (Hz)	Port 1-OBW (Hz)	Port 2-N dB (Hz)	Port 2-OBW (Hz)	Port 3-N dB (Hz)	Port 3-OBW (Hz)	Port 4-N dB (Hz)	Port 4-OBW (Hz)
802.11ax HEW20-BF_Nss1,(MCS0)_4TX	-	-	-	-	-	-	-	-	-	-
5180MHz	Pass	Inf	21.36M	19.04M	22.59M	19.13M	23.58M	19.13M	21.51M	19.16M
5200MHz	Pass	Inf	23.7M	19.13M	28.29M	19.19M	30.87M	19.28M	23.28M	19.19M
5240MHz	Pass	Inf	23.76M	19.13M	26.13M	19.22M	32.55M	19.34M	23.4M	19.25M
5745MHz	Pass	500k	18.93M	19.07M	18.93M	19.1M	18.93M	19.13M	18.9M	19.16M
5785MHz	Pass	500k	18.99M	19.07M	18.93M	19.07M	18.87M	19.1M	19.02M	19.13M
5825MHz	Pass	500k	18.93M	19.07M	18.96M	19.07M	18.87M	19.1M	18.93M	19.13M
802.11ax HEW40-BF_Nss1,(MCS0)_4TX	-	-	-	-	-	-	-	-	-	-
5190MHz	Pass	Inf	40.2M	37.541M	39.9M	37.601M	40.02M	37.541M	39.96M	37.601M
5230MHz	Pass	Inf	47.76M	37.721M	47.16M	37.781M	72.72M	37.841M	62.82M	37.721M
5755MHz	Pass	500k	37.32M	37.601M	37.26M	37.661M	37.38M	37.781M	37.38M	37.661M
5795MHz	Pass	500k	36.9M	37.661M	36.54M	37.661M	37.26M	37.721M	36.78M	37.661M
802.11ax HEW80-BF_Nss1,(MCS0)_4TX	-	-	-	-	-	-	-	-	-	-
5210MHz	Pass	Inf	81.36M	76.762M	81.12M	77.001M	81.6M	76.762M	81.6M	76.762M
5775MHz	Pass	500k	76.44M	77.001M	75.12M	77.121M	76.32M	77.121M	75.48M	77.121M

**Port X-N dB** = Port X 6dB down bandwidth for 5.725-5.85GHz band / 26dB down bandwidth for other band

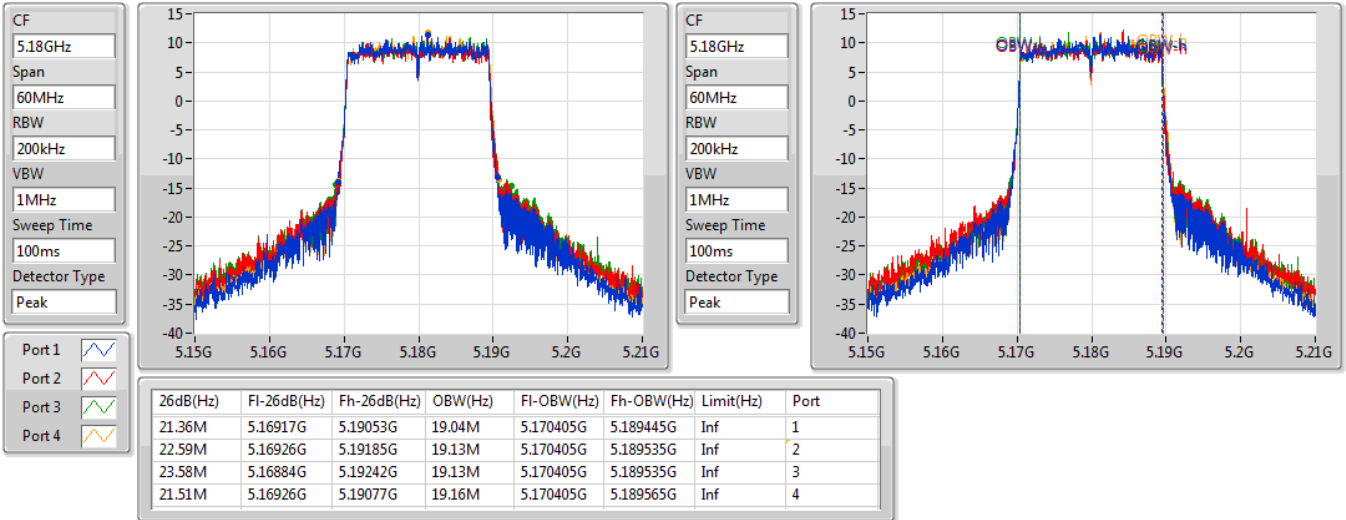
**Port X-OBW** = Port X 99% occupied bandwidth;

802.11ax HEW20-BF\_Nss1,(MCS0)\_4TX

EBW

5180MHz

21/07/2020

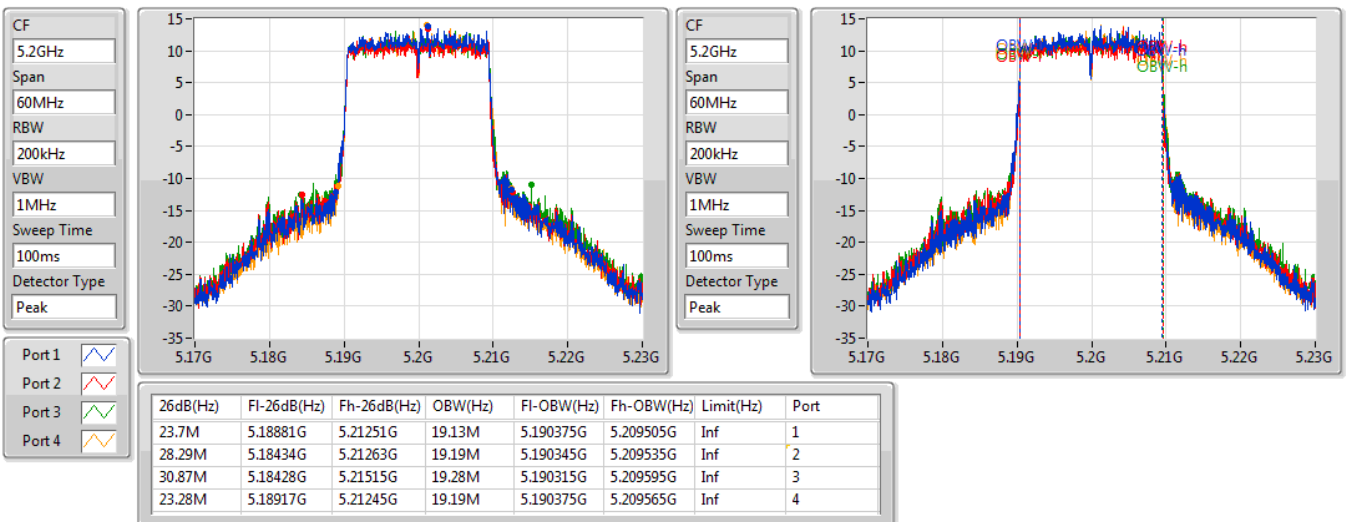


802.11ax HEW20-BF\_Nss1,(MCS0)\_4TX

EBW

5200MHz

21/07/2020



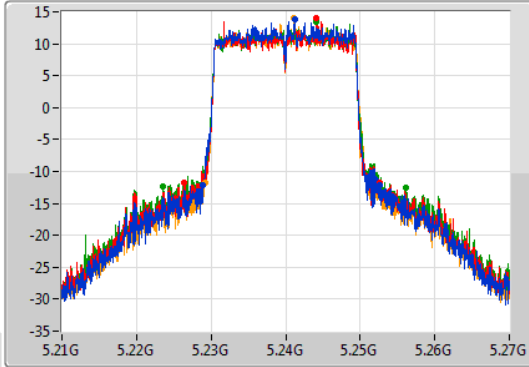
802.11ax HEW20-BF\_Nss1,(MCS0)\_4TX

EBW

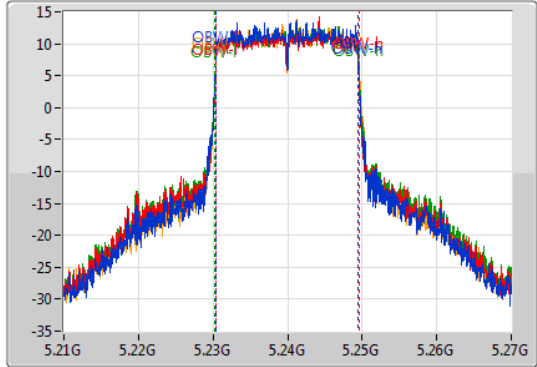
5240MHz

21/07/2020

CF  
5.24GHz  
Span  
60MHz  
RBW  
200kHz  
VBW  
1MHz  
Sweep Time  
100ms  
Detector Type  
Peak



CF  
5.24GHz  
Span  
60MHz  
RBW  
200kHz  
VBW  
1MHz  
Sweep Time  
100ms  
Detector Type  
Peak



Port 1  
Port 2  
Port 3  
Port 4

26dB(Hz)	Fl-26dB(Hz)	Fh-26dB(Hz)	OBW(Hz)	Fl-OBW(Hz)	Fh-OBW(Hz)	Limit(Hz)	Port
23.76M	5.22881G	5.25257G	19.13M	5.230375G	5.249505G	Inf	1
26.13M	5.22641G	5.25254G	19.22M	5.230345G	5.249565G	Inf	2
32.55M	5.22353G	5.25608G	19.34M	5.230285G	5.249625G	Inf	3
23.4M	5.22914G	5.25254G	19.25M	5.230375G	5.249625G	Inf	4

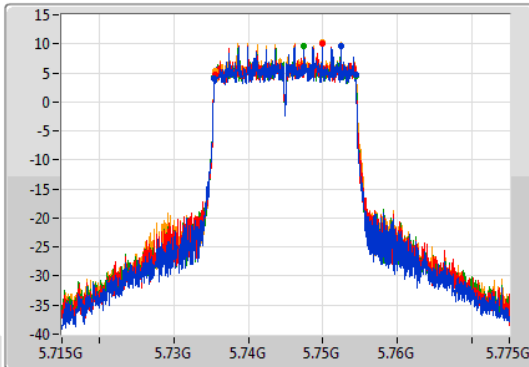
802.11ax HEW20-BF\_Nss1,(MCS0)\_4TX

EBW

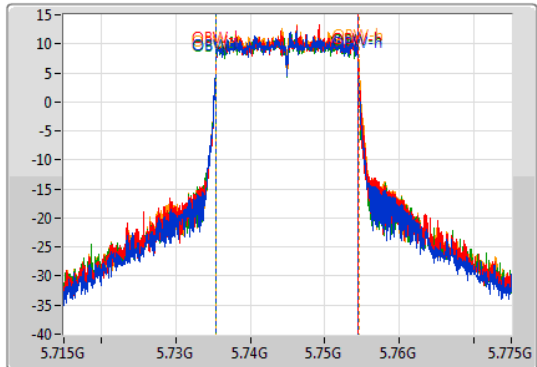
5745MHz

21/07/2020

CF  
5.745GHz  
Span  
60MHz  
RBW  
100kHz  
VBW  
300kHz  
Sweep Time  
100ms  
Detector Type  
Peak



CF  
5.745GHz  
Span  
60MHz  
RBW  
200kHz  
VBW  
1MHz  
Sweep Time  
100ms  
Detector Type  
Peak



Port 1  
Port 2  
Port 3  
Port 4

6dB(Hz)	Fl-6dB(Hz)	Fh-6dB(Hz)	OBW(Hz)	Fl-OBW(Hz)	Fh-OBW(Hz)	Limit(Hz)	Port
18.93M	5.73546G	5.75439G	19.07M	5.735375G	5.754445G	500k	1
18.93M	5.73549G	5.75442G	19.11M	5.735405G	5.754505G	500k	2
18.93M	5.73546G	5.75439G	19.13M	5.735375G	5.754505G	500k	3
18.9M	5.73549G	5.75439G	19.16M	5.735375G	5.754535G	500k	4

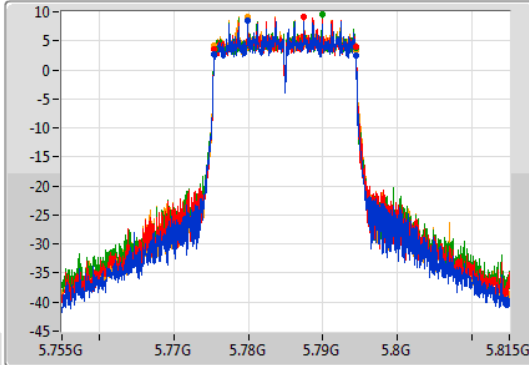
802.11ax HEW20-BF\_Nss1,(MCS0)\_4TX

EBW

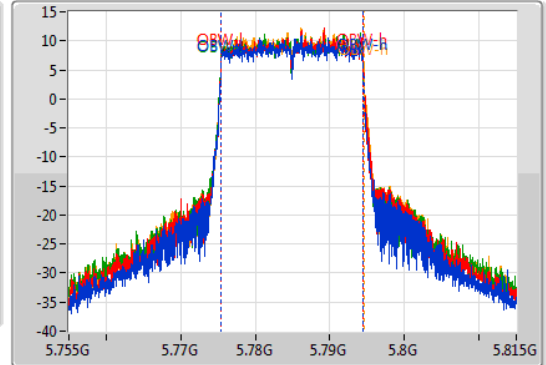
5785MHz

21/07/2020

CF  
5.785GHz  
Span  
60MHz  
RBW  
100kHz  
VBW  
300kHz  
Sweep Time  
100ms  
Detector Type  
Peak



CF  
5.785GHz  
Span  
60MHz  
RBW  
200kHz  
VBW  
1MHz  
Sweep Time  
100ms  
Detector Type  
Peak



Port 1  
Port 2  
Port 3  
Port 4

6dB(Hz)	Fl-6dB(Hz)	Fh-6dB(Hz)	OBW(Hz)	Fl-OBW(Hz)	Fh-OBW(Hz)	Limit(Hz)	Port
18.99M	5.7754G	5.79439G	19.07M	5.775375G	5.794445G	500k	1
18.93M	5.77546G	5.79439G	19.07M	5.775405G	5.794475G	500k	2
18.87M	5.77549G	5.79436G	19.1M	5.775375G	5.794475G	500k	3
19.02M	5.77546G	5.79448G	19.13M	5.775405G	5.794535G	500k	4

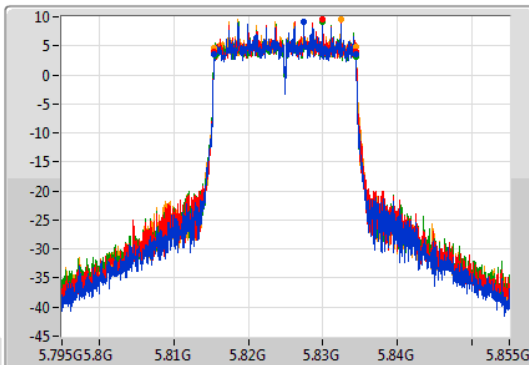
802.11ax HEW20-BF\_Nss1,(MCS0)\_4TX

EBW

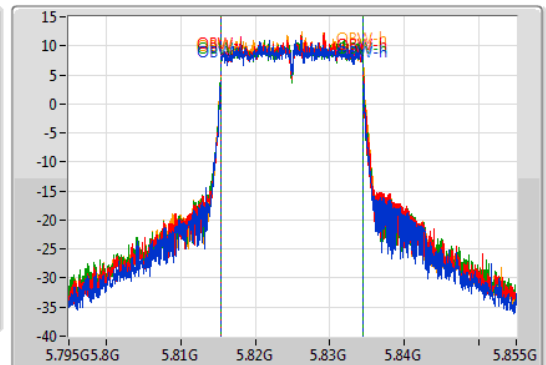
5825MHz

21/07/2020

CF  
5.825GHz  
Span  
60MHz  
RBW  
100kHz  
VBW  
300kHz  
Sweep Time  
100ms  
Detector Type  
Peak



CF  
5.825GHz  
Span  
60MHz  
RBW  
200kHz  
VBW  
1MHz  
Sweep Time  
100ms  
Detector Type  
Peak



Port 1  
Port 2  
Port 3  
Port 4

6dB(Hz)	Fl-6dB(Hz)	Fh-6dB(Hz)	OBW(Hz)	Fl-OBW(Hz)	Fh-OBW(Hz)	Limit(Hz)	Port
18.93M	5.81543G	5.83436G	19.07M	5.815375G	5.834445G	500k	1
18.96M	5.81543G	5.83439G	19.07M	5.815405G	5.834475G	500k	2
18.87M	5.81552G	5.83439G	19.1M	5.815375G	5.834475G	500k	3
18.93M	5.81546G	5.83439G	19.13M	5.815375G	5.834505G	500k	4

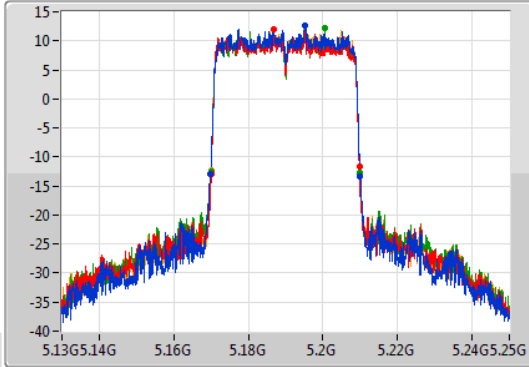
802.11ax HEW40-BF\_Nss1,(MCS0)\_4TX

EBW

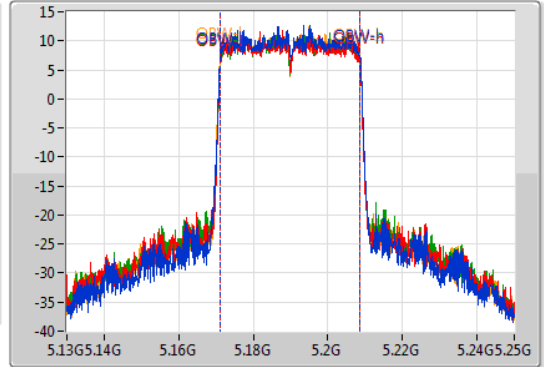
5190MHz

21/07/2020

CF  
5.19GHz  
Span  
120MHz  
RBW  
500kHz  
VBW  
2MHz  
Sweep Time  
100ms  
Detector Type  
Peak



CF  
5.19GHz  
Span  
120MHz  
RBW  
500kHz  
VBW  
2MHz  
Sweep Time  
100ms  
Detector Type  
Peak



Port 1  
Port 2  
Port 3  
Port 4

26dB(Hz)	Fl-26dB(Hz)	Fh-26dB(Hz)	OBW(Hz)	Fl-OBW(Hz)	Fh-OBW(Hz)	Limit(Hz)	Port
40.2M	5.16978G	5.20998G	37.541M	5.171169G	5.208711G	Inf	1
39.9M	5.17002G	5.20992G	37.601M	5.171109G	5.208711G	Inf	2
40.02M	5.16996G	5.20998G	37.541M	5.171169G	5.208711G	Inf	3
39.96M	5.16996G	5.20992G	37.601M	5.171109G	5.208711G	Inf	4

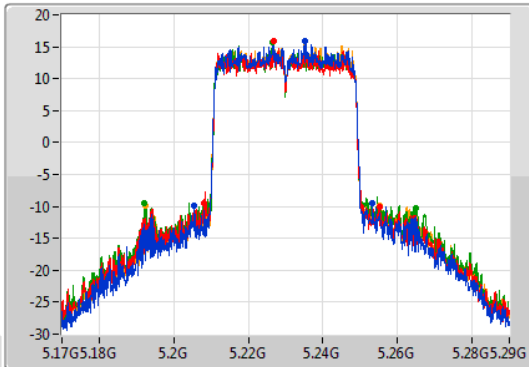
802.11ax HEW40-BF\_Nss1,(MCS0)\_4TX

EBW

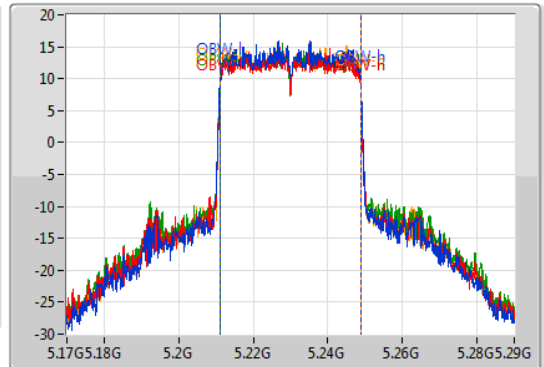
5230MHz

21/07/2020

CF  
5.23GHz  
Span  
120MHz  
RBW  
500kHz  
VBW  
2MHz  
Sweep Time  
100ms  
Detector Type  
Peak



CF  
5.23GHz  
Span  
120MHz  
RBW  
500kHz  
VBW  
2MHz  
Sweep Time  
100ms  
Detector Type  
Peak



Port 1  
Port 2  
Port 3  
Port 4

26dB(Hz)	Fl-26dB(Hz)	Fh-26dB(Hz)	OBW(Hz)	Fl-OBW(Hz)	Fh-OBW(Hz)	Limit(Hz)	Port
47.76M	5.20558G	5.25334G	37.721M	5.211049G	5.248771G	Inf	1
47.16M	5.20804G	5.2552G	37.781M	5.211049G	5.248831G	Inf	2
72.72M	5.1922G	5.26492G	37.841M	5.211049G	5.248891G	Inf	3
62.82M	5.19238G	5.2552G	37.721M	5.211049G	5.248771G	Inf	4

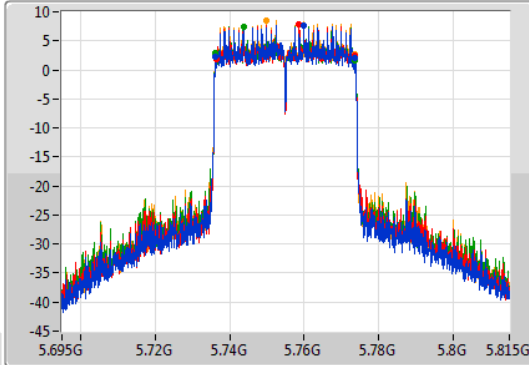
802.11ax HEW40-BF\_Nss1,(MCS0)\_4TX

EBW

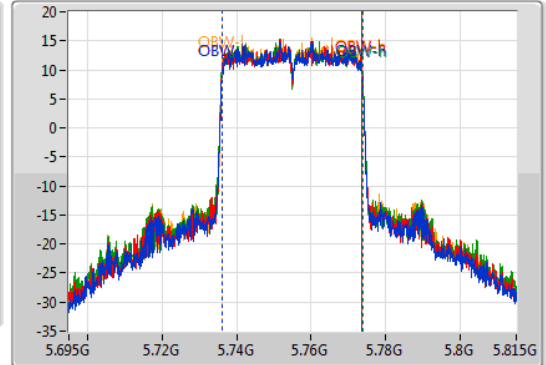
5755MHz

21/07/2020

CF  
5.755GHz  
Span  
120MHz  
RBW  
100kHz  
VBW  
300kHz  
Sweep Time  
100ms  
Detector Type  
Peak



CF  
5.755GHz  
Span  
120MHz  
RBW  
500kHz  
VBW  
2MHz  
Sweep Time  
100ms  
Detector Type  
Peak



6dB(Hz)	Fl-6dB(Hz)	Fh-6dB(Hz)	OBW(Hz)	Fl-OBW(Hz)	Fh-OBW(Hz)	Limit(Hz)	Port
37.32M	5.7361G	5.77342G	37.601M	5.736109G	5.773711G	500k	1
37.26M	5.7364G	5.77366G	37.661M	5.736049G	5.773711G	500k	2
37.38M	5.7361G	5.77348G	37.781M	5.73599G	5.773711G	500k	3
37.38M	5.7361G	5.77348G	37.661M	5.736049G	5.773711G	500k	4

802.11ax HEW40-BF\_Nss1,(MCS0)\_4TX

EBW

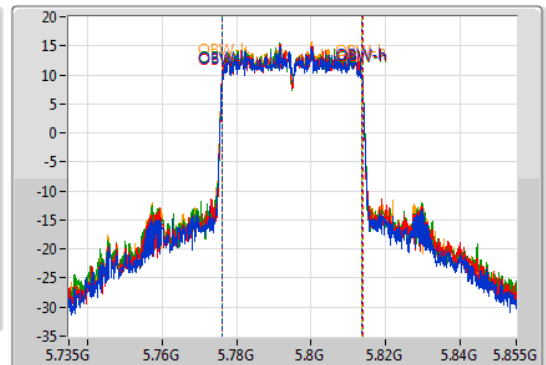
5795MHz

21/07/2020

CF  
5.795GHz  
Span  
120MHz  
RBW  
100kHz  
VBW  
300kHz  
Sweep Time  
100ms  
Detector Type  
Peak



CF  
5.795GHz  
Span  
120MHz  
RBW  
500kHz  
VBW  
2MHz  
Sweep Time  
100ms  
Detector Type  
Peak



6dB(Hz)	Fl-6dB(Hz)	Fh-6dB(Hz)	OBW(Hz)	Fl-OBW(Hz)	Fh-OBW(Hz)	Limit(Hz)	Port
36.9M	5.77622G	5.81312G	37.661M	5.776049G	5.813711G	500k	1
36.54M	5.77658G	5.81312G	37.661M	5.776109G	5.813711G	500k	2
37.26M	5.7761G	5.81336G	37.721M	5.776049G	5.813711G	500k	3
36.78M	5.7767G	5.81348G	37.661M	5.776049G	5.813711G	500k	4



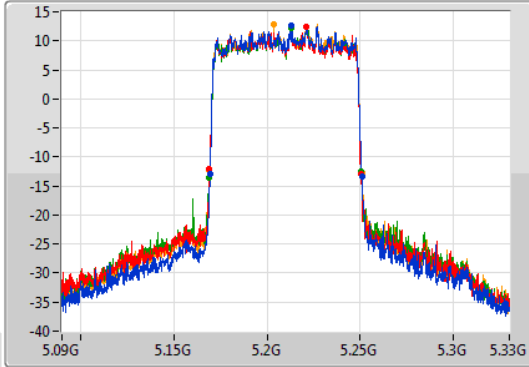
802.11ax HEW80-BF\_Nss1,(MCS0)\_4TX

EBW

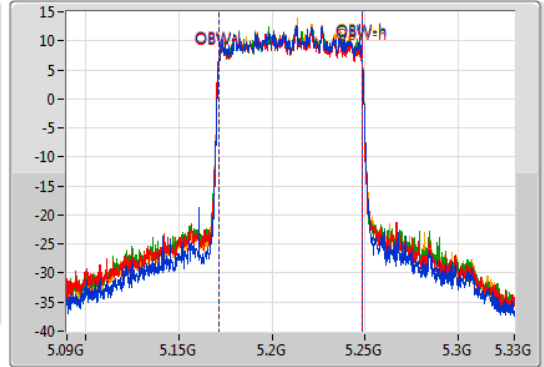
5210MHz

21/07/2020

CF  
5.21GHz  
Span  
240MHz  
RBW  
1MHz  
VBW  
3MHz  
Sweep Time  
100ms  
Detector Type  
Peak



CF  
5.21GHz  
Span  
240MHz  
RBW  
1MHz  
VBW  
3MHz  
Sweep Time  
100ms  
Detector Type  
Peak



Port 1  
Port 2  
Port 3  
Port 4

26dB(Hz)	Fl-26dB(Hz)	Fh-26dB(Hz)	OBW(Hz)	Fl-OBW(Hz)	Fh-OBW(Hz)	Limit(Hz)	Port
81.36M	5.16944G	5.2508G	76.762M	5.171619G	5.248381G	Inf	1
81.12M	5.1692G	5.25032G	77.001M	5.171379G	5.248381G	Inf	2
81.6M	5.16908G	5.25068G	76.762M	5.171619G	5.248381G	Inf	3
81.6M	5.1692G	5.2508G	76.762M	5.171619G	5.248381G	Inf	4

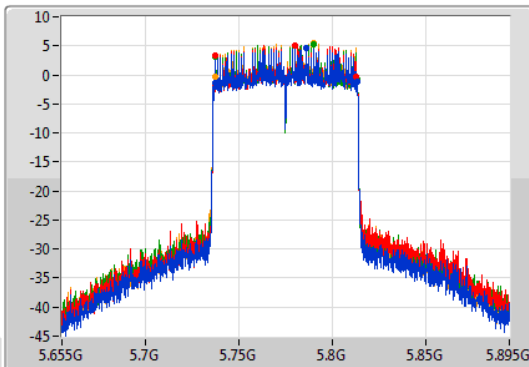
802.11ax HEW80-BF\_Nss1,(MCS0)\_4TX

EBW

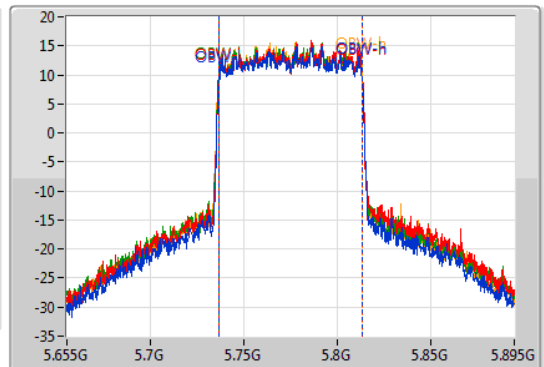
5775MHz

21/07/2020

CF  
5.775GHz  
Span  
240MHz  
RBW  
100kHz  
VBW  
300kHz  
Sweep Time  
100ms  
Detector Type  
Peak



CF  
5.775GHz  
Span  
240MHz  
RBW  
1MHz  
VBW  
3MHz  
Sweep Time  
100ms  
Detector Type  
Peak



Port 1  
Port 2  
Port 3  
Port 4

6dB(Hz)	Fl-6dB(Hz)	Fh-6dB(Hz)	OBW(Hz)	Fl-OBW(Hz)	Fh-OBW(Hz)	Limit(Hz)	Port
76.44M	5.7372G	5.81364G	77.001M	5.736499G	5.813501G	500k	1
75.12M	5.73744G	5.81256G	77.121M	5.736499G	5.813621G	500k	2
76.32M	5.73732G	5.81364G	77.121M	5.736379G	5.813501G	500k	3
75.48M	5.73708G	5.81256G	77.121M	5.736379G	5.813501G	500k	4



## Average Power Result

Appendix B

### Summary

Mode	Total Power (dBm)	Total Power (W)
5.15-5.25GHz	-	-
802.11ax HEW20-BF_Nss1,(MCS0)_4TX	29.26	0.84333
802.11ax HEW40-BF_Nss1,(MCS0)_4TX	28.98	0.79068
802.11ax HEW80-BF_Nss1,(MCS0)_4TX	25.50	0.35481
5.725-5.85GHz	-	-
802.11ax HEW20-BF_Nss1,(MCS0)_4TX	28.01	0.63241
802.11ax HEW40-BF_Nss1,(MCS0)_4TX	28.65	0.73282
802.11ax HEW80-BF_Nss1,(MCS0)_4TX	28.42	0.69502



## Average Power Result

## Appendix B

### Result

Mode	Result	DG (dBi)	Port 1 (dBm)	Port 2 (dBm)	Port 3 (dBm)	Port 4 (dBm)	Total Power (dBm)	Power Limit (dBm)
802.11ax HEW20-BF_Nss1,(MCS0)_4TX	-	-	-	-	-	-	-	-
5180MHz	Pass	6.63	20.93	20.79	21.04	21.12	26.99	29.37
5200MHz	Pass	6.63	23.43	22.97	23.27	23.28	29.26	29.37
5240MHz	Pass	6.63	23.20	22.77	23.11	23.34	29.13	29.37
5745MHz	Pass	7.30	21.42	22.03	22.00	22.44	28.01	28.70
5785MHz	Pass	7.30	20.71	21.10	21.19	21.69	27.21	28.70
5825MHz	Pass	7.30	20.89	21.38	21.40	21.73	27.38	28.70
802.11ax HEW40-BF_Nss1,(MCS0)_4TX	-	-	-	-	-	-	-	-
5190MHz	Pass	6.63	19.90	19.31	19.49	19.76	25.64	29.37
5230MHz	Pass	6.63	23.07	22.74	22.88	23.15	28.98	29.37
5755MHz	Pass	7.30	22.23	22.57	22.49	22.86	28.56	28.70
5795MHz	Pass	7.30	22.27	22.64	22.66	22.93	28.65	28.70
802.11ax HEW80-BF_Nss1,(MCS0)_4TX	-	-	-	-	-	-	-	-
5210MHz	Pass	6.63	19.51	19.28	19.32	19.79	25.50	29.37
5775MHz	Pass	7.30	21.89	22.51	22.40	22.74	28.42	28.70

**DG** = Directional Gain; **Port X** = Port X output power



**Summary**

Mode	PD (dBm/RBW)
5.15-5.25GHz	-
802.11ax HEW20-BF_Nss1,(MCS0)_4TX	15.19
802.11ax HEW40-BF_Nss1,(MCS0)_4TX	12.35
802.11ax HEW80-BF_Nss1,(MCS0)_4TX	6.24
5.725-5.85GHz	-
802.11ax HEW20-BF_Nss1,(MCS0)_4TX	12.73
802.11ax HEW40-BF_Nss1,(MCS0)_4TX	10.50
802.11ax HEW80-BF_Nss1,(MCS0)_4TX	7.95

RBW = 500 kHz for 5.725-5.85GHz band / 1MHz for other band;

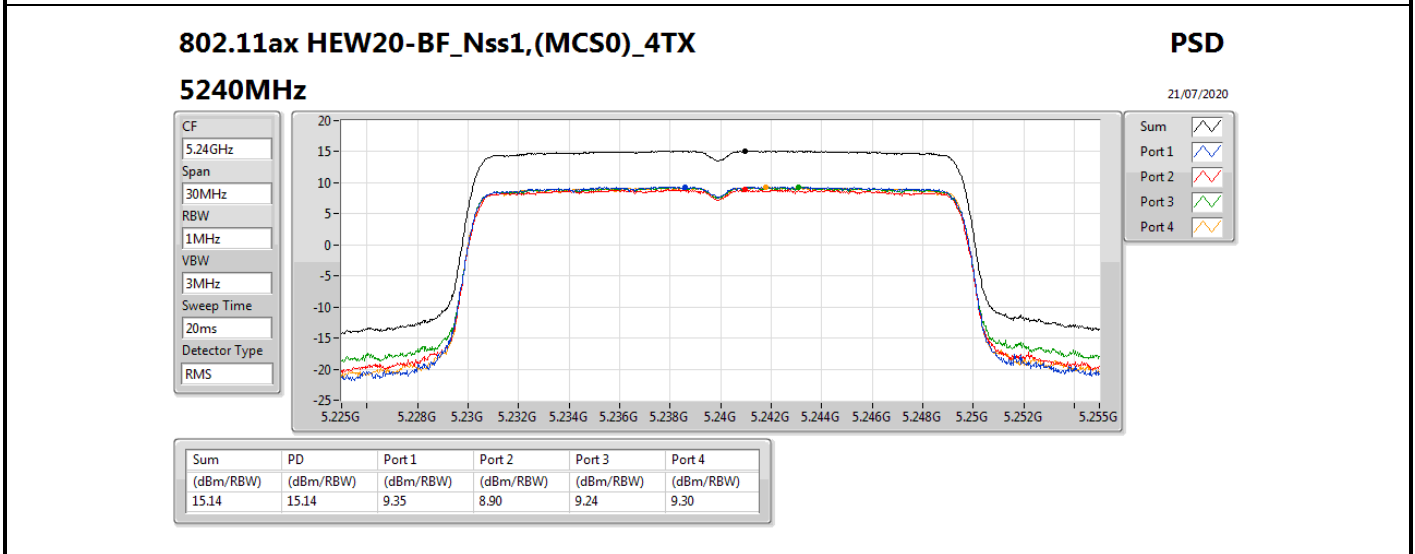
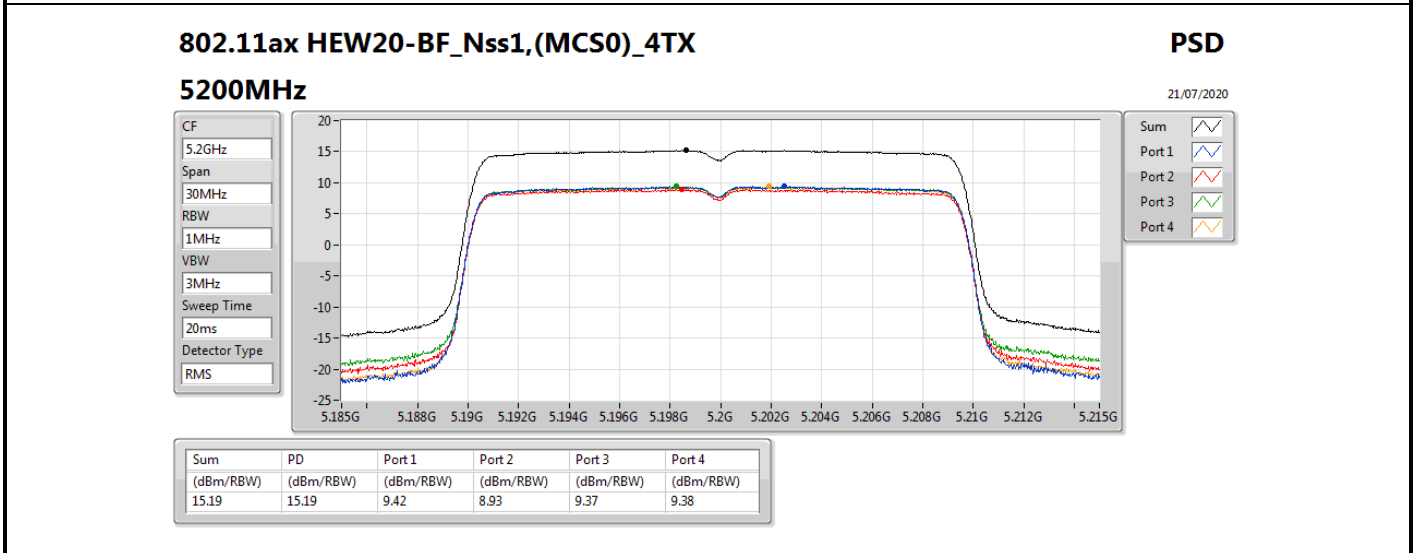
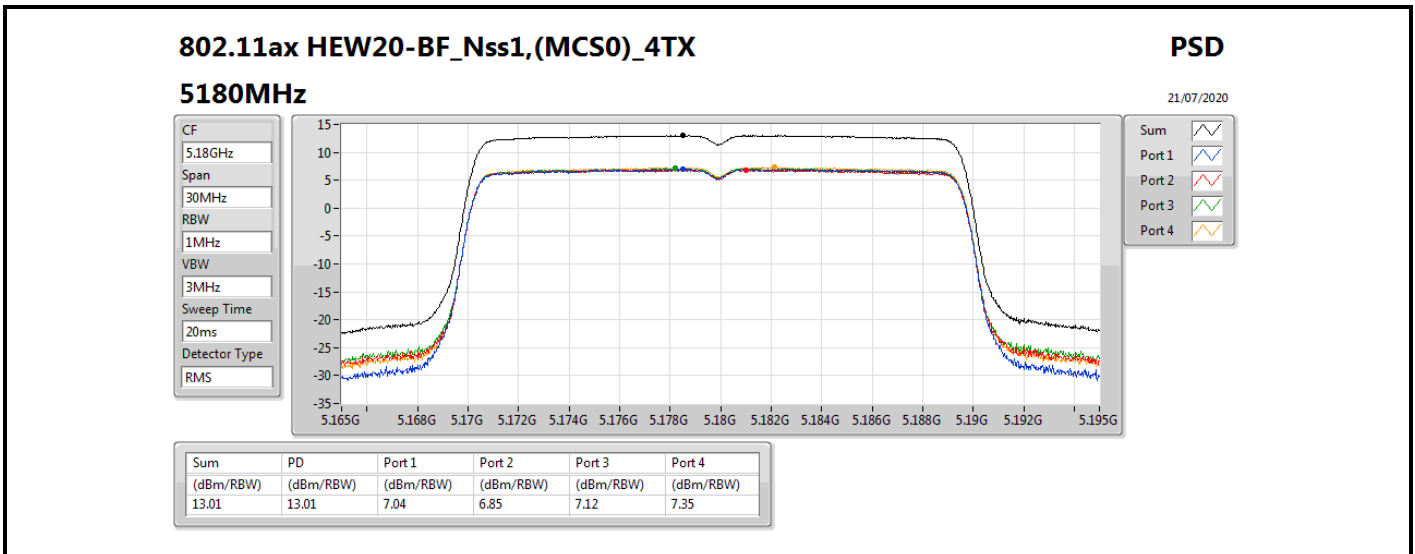


Result

Mode	Result	DG (dBi)	Port 1 (dBm/RBW)	Port 2 (dBm/RBW)	Port 3 (dBm/RBW)	Port 4 (dBm/RBW)	PD (dBm/RBW)	PD Limit (dBm/RBW)
802.11ax HEW20-BF_Nss1,(MCS0)_4TX	-	-	-	-	-	-	-	-
5180MHz	Pass	6.63	7.04	6.85	7.12	7.35	13.01	16.37
5200MHz	Pass	6.63	9.42	8.93	9.37	9.38	15.19	16.37
5240MHz	Pass	6.63	9.35	8.90	9.24	9.30	15.14	16.37
5745MHz	Pass	7.30	6.50	6.87	6.67	7.17	12.73	28.70
5785MHz	Pass	7.30	5.54	5.86	5.96	6.36	11.80	28.70
5825MHz	Pass	7.30	5.55	6.02	6.05	6.50	11.93	28.70
802.11ax HEW40-BF_Nss1,(MCS0)_4TX	-	-	-	-	-	-	-	-
5190MHz	Pass	6.63	3.28	2.59	2.93	3.18	8.88	16.37
5230MHz	Pass	6.63	6.67	6.13	6.37	6.60	12.35	16.37
5755MHz	Pass	7.30	4.22	4.49	4.62	4.80	10.50	28.70
5795MHz	Pass	7.30	4.24	4.57	4.51	4.89	10.49	28.70
802.11ax HEW80-BF_Nss1,(MCS0)_4TX	-	-	-	-	-	-	-	-
5210MHz	Pass	6.63	0.37	0.05	0.05	0.69	6.24	16.37
5775MHz	Pass	7.30	1.22	2.05	2.18	2.19	7.95	28.70

DG = Directional Gain; RBW = 500 kHz for 5.725-5.85GHz band / 1MHz for other band;

PD = trace bin-by-bin of each transmits port summing can be performed maximum power density; Port X = Port X power density;



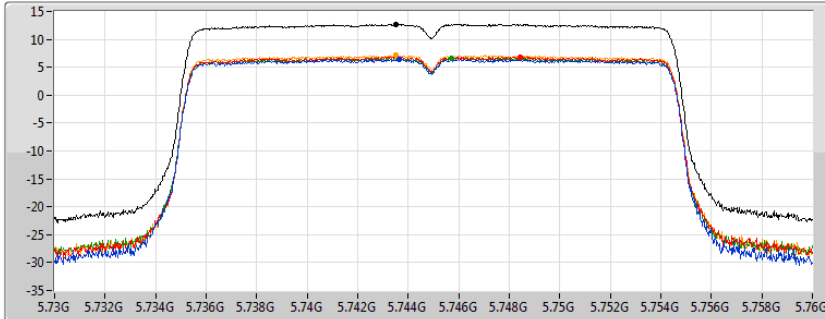
802.11ax HEW20-BF\_Nss1,(MCS0)\_4TX

PSD

5745MHz

21/07/2020

CF  
5.745GHz  
Span  
30MHz  
RBW  
500kHz  
VBW  
3MHz  
Sweep Time  
20ms  
Detector Type  
RMS



Sum  
Port 1  
Port 2  
Port 3  
Port 4

Sum	PD	Port 1	Port 2	Port 3	Port 4
(dBm/RBW)	(dBm/RBW)	(dBm/RBW)	(dBm/RBW)	(dBm/RBW)	(dBm/RBW)
12.73	12.73	6.50	6.87	6.67	7.17

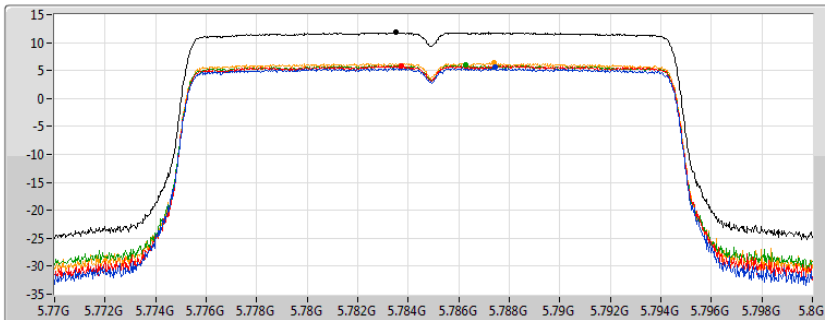
802.11ax HEW20-BF\_Nss1,(MCS0)\_4TX

PSD

5785MHz

21/07/2020

CF  
5.785GHz  
Span  
30MHz  
RBW  
500kHz  
VBW  
3MHz  
Sweep Time  
20ms  
Detector Type  
RMS



Sum  
Port 1  
Port 2  
Port 3  
Port 4

Sum	PD	Port 1	Port 2	Port 3	Port 4
(dBm/RBW)	(dBm/RBW)	(dBm/RBW)	(dBm/RBW)	(dBm/RBW)	(dBm/RBW)
11.80	11.80	5.54	5.86	5.96	6.36

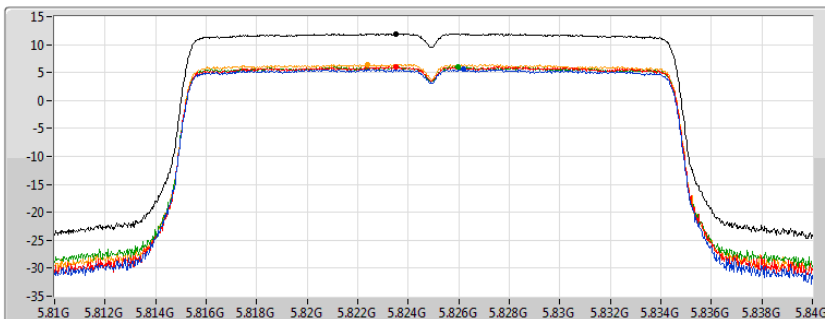
802.11ax HEW20-BF\_Nss1,(MCS0)\_4TX

PSD

5825MHz

21/07/2020

CF  
5.825GHz  
Span  
30MHz  
RBW  
500kHz  
VBW  
3MHz  
Sweep Time  
20ms  
Detector Type  
RMS



Sum  
Port 1  
Port 2  
Port 3  
Port 4

Sum	PD	Port 1	Port 2	Port 3	Port 4
(dBm/RBW)	(dBm/RBW)	(dBm/RBW)	(dBm/RBW)	(dBm/RBW)	(dBm/RBW)
11.93	11.93	5.55	6.02	6.05	6.50

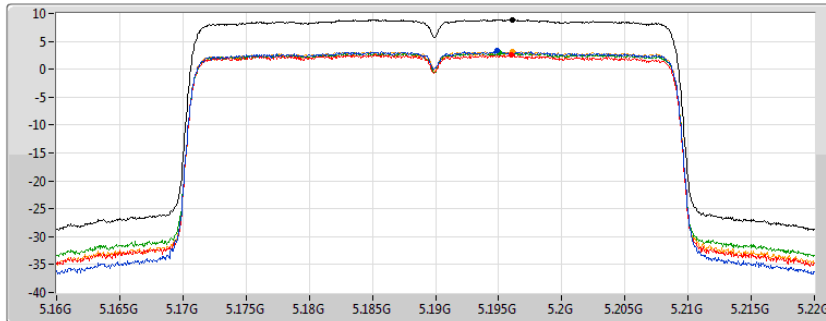
802.11ax HEW40-BF\_Nss1,(MCS0)\_4TX

PSD

5190MHz

21/07/2020

CF  
5.19GHz  
Span  
60MHz  
RBW  
1MHz  
VBW  
3MHz  
Sweep Time  
20ms  
Detector Type  
RMS



Sum  
Port 1  
Port 2  
Port 3  
Port 4

Sum	PD	Port 1	Port 2	Port 3	Port 4
(dBm/RBW)	(dBm/RBW)	(dBm/RBW)	(dBm/RBW)	(dBm/RBW)	(dBm/RBW)
8.88	8.88	3.28	2.59	2.93	3.18

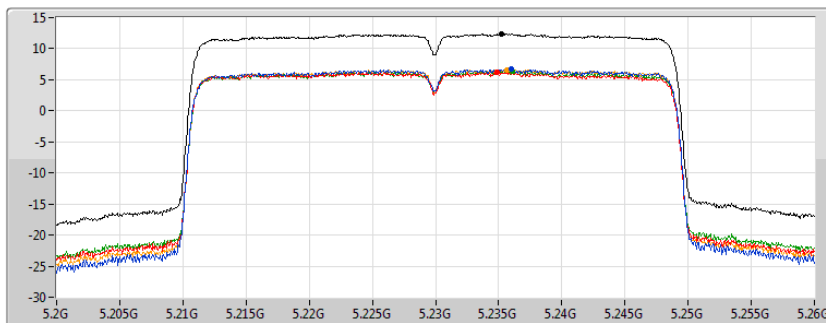
802.11ax HEW40-BF\_Nss1,(MCS0)\_4TX

PSD

5230MHz

21/07/2020

CF  
5.23GHz  
Span  
60MHz  
RBW  
1MHz  
VBW  
3MHz  
Sweep Time  
20ms  
Detector Type  
RMS



Sum  
Port 1  
Port 2  
Port 3  
Port 4

Sum	PD	Port 1	Port 2	Port 3	Port 4
(dBm/RBW)	(dBm/RBW)	(dBm/RBW)	(dBm/RBW)	(dBm/RBW)	(dBm/RBW)
12.35	12.35	6.67	6.13	6.37	6.60

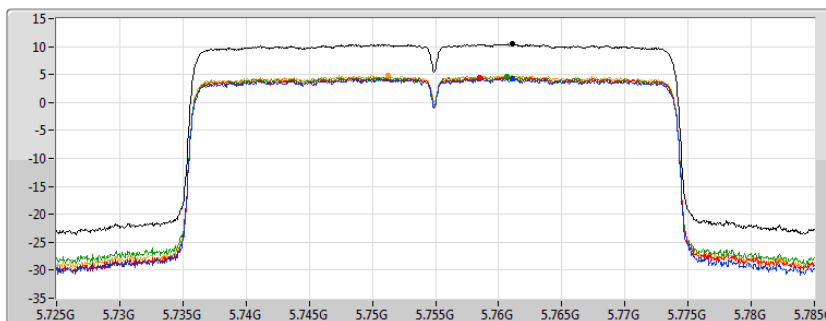
802.11ax HEW40-BF\_Nss1,(MCS0)\_4TX

PSD

5755MHz

21/07/2020

CF  
5.755GHz  
Span  
60MHz  
RBW  
500kHz  
VBW  
3MHz  
Sweep Time  
20ms  
Detector Type  
RMS



Sum  
Port 1  
Port 2  
Port 3  
Port 4

Sum	PD	Port 1	Port 2	Port 3	Port 4
(dBm/RBW)	(dBm/RBW)	(dBm/RBW)	(dBm/RBW)	(dBm/RBW)	(dBm/RBW)
10.50	10.50	4.22	4.49	4.62	4.80

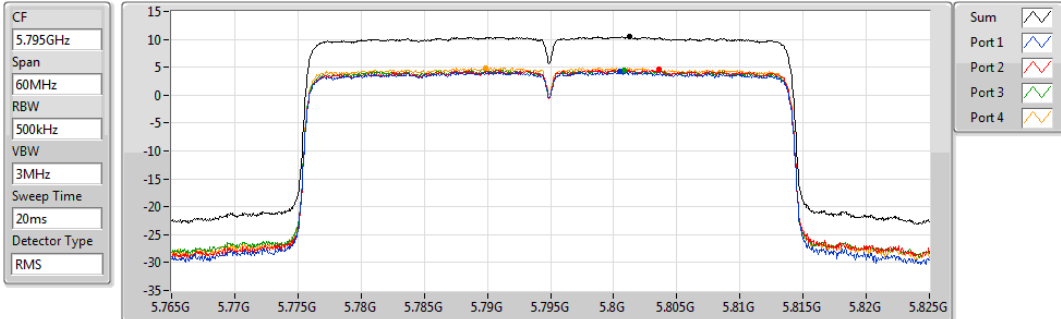


802.11ax HEW40-BF\_Nss1,(MCS0)\_4TX

PSD

5795MHz

21/07/2020



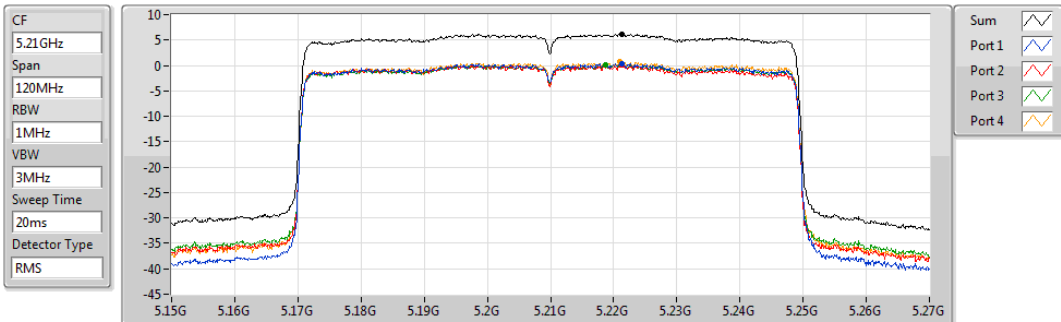
Sum	PD	Port 1	Port 2	Port 3	Port 4
(dBm/RBW)	(dBm/RBW)	(dBm/RBW)	(dBm/RBW)	(dBm/RBW)	(dBm/RBW)
10.49	10.49	4.24	4.57	4.51	4.89

802.11ax HEW80-BF\_Nss1,(MCS0)\_4TX

PSD

5210MHz

21/07/2020



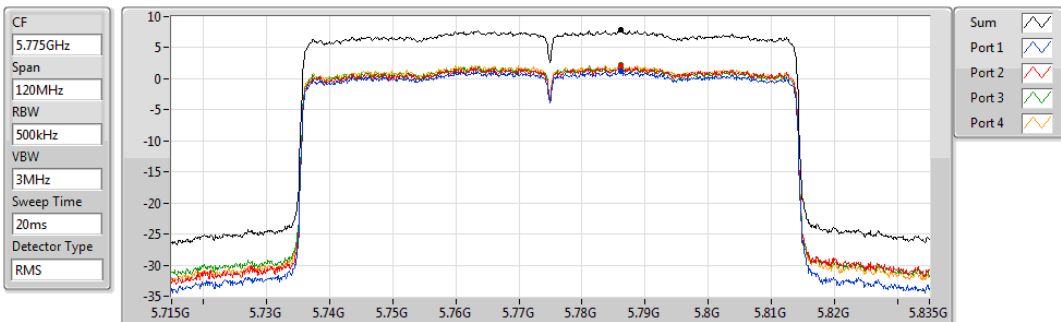
Sum	PD	Port 1	Port 2	Port 3	Port 4
(dBm/RBW)	(dBm/RBW)	(dBm/RBW)	(dBm/RBW)	(dBm/RBW)	(dBm/RBW)
6.24	6.24	0.37	0.05	0.05	0.69

802.11ax HEW80-BF\_Nss1,(MCS0)\_4TX

PSD

5775MHz

21/07/2020



Sum	PD	Port 1	Port 2	Port 3	Port 4
(dBm/RBW)	(dBm/RBW)	(dBm/RBW)	(dBm/RBW)	(dBm/RBW)	(dBm/RBW)
7.95	7.95	1.22	2.05	2.18	2.19



**Summary**

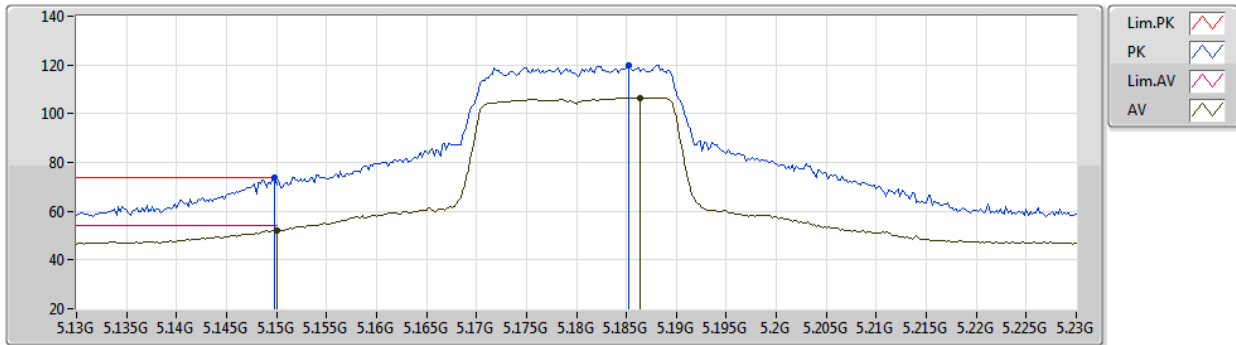
Mode	Result	Type	Freq (Hz)	Level (dBuV/m)	Limit (dBuV/m)	Margin (dB)	Dist (m)	Condition	Azimuth (°)	Height (m)	Comments
5.725-5.85GHz	-	-	-	-	-	-	-	-	-	-	-
802.11ax HEW80-BF_Nss1,(MCS0)_4TX	Pass	PK	17.31612G	68.18	68.20	-0.02	3	Horizontal	43	2.02	-



802.11ax HEW20-BF\_Nss1,(MCS0)\_4TX

16/07/2020

5180MHz\_TX



EUT Y\_4TX  
Setting 86  
03-A-J-7-10

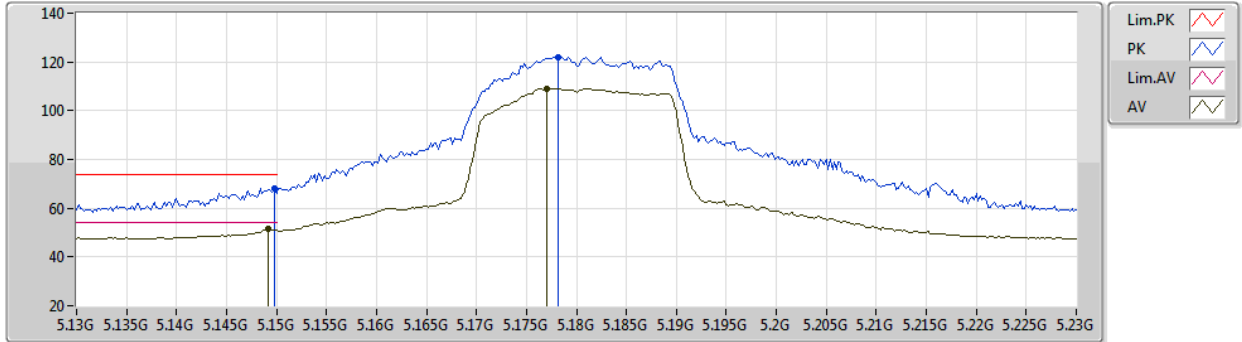
Type	Freq (Hz)	Level (dBuV/m)	Limit (dBuV/m)	Margin (dB)	Raw (dBuV)	Dist (m)	Condition	Azimuth (°)	Height (m)	Comment	AF (dB)	CL (dB)	PA (dB)
PK	5.1498G	73.84	74.00	-0.16	69.24	3	Vertical	229	1.61	-	33.90	6.03	35.33
AV	5.15G	52.00	54.00	-2.00	47.40	3	Vertical	229	1.61	-	33.90	6.03	35.33
PK	5.1852G	119.94	Inf	-Inf	115.25	3	Vertical	229	1.61	-	33.90	6.08	35.29
AV	5.1864G	106.60	Inf	-Inf	101.90	3	Vertical	229	1.61	-	33.90	6.08	35.28



802.11ax HEW20-BF\_Nss1,(MCS0)\_4TX

16/07/2020

5180MHz\_TX



EUT Y\_4TX  
Setting 86  
03-A-J-7-10

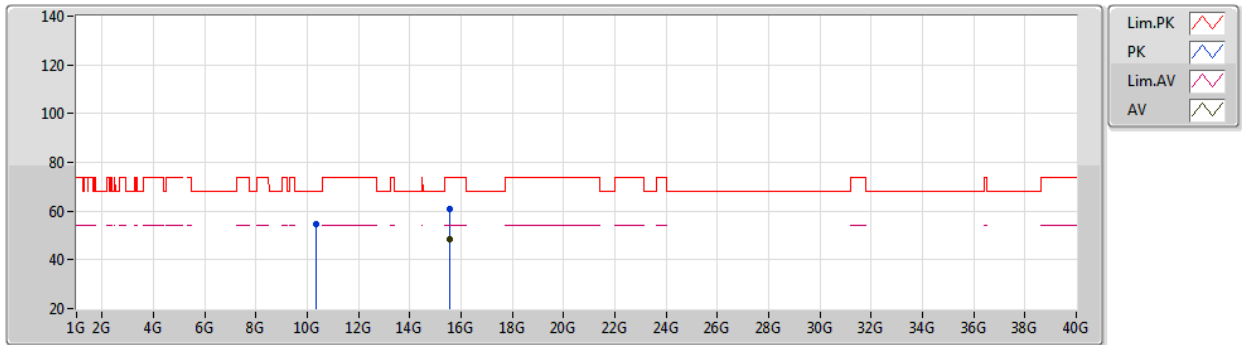
Type	Freq (Hz)	Level (dBuV/m)	Limit (dBuV/m)	Margin (dB)	Raw (dBuV)	Dist (m)	Condition	Azimuth (°)	Height (m)	Comment	AF (dB)	CL (dB)	PA (dB)
PK	5.1498G	68.31	74.00	-5.69	63.71	3	Horizontal	2	1.26	-	33.90	6.03	35.33
AV	5.1492G	51.59	54.00	-2.41	46.99	3	Horizontal	2	1.26	-	33.90	6.03	35.33
PK	5.1782G	122.12	Inf	-Inf	117.44	3	Horizontal	2	1.26	-	33.90	6.07	35.29
AV	5.177G	109.20	Inf	-Inf	104.53	3	Horizontal	2	1.26	-	33.90	6.07	35.30



802.11ax HEW20-BF\_Nss1,(MCS0)\_4TX

16/07/2020

5180MHz\_TX



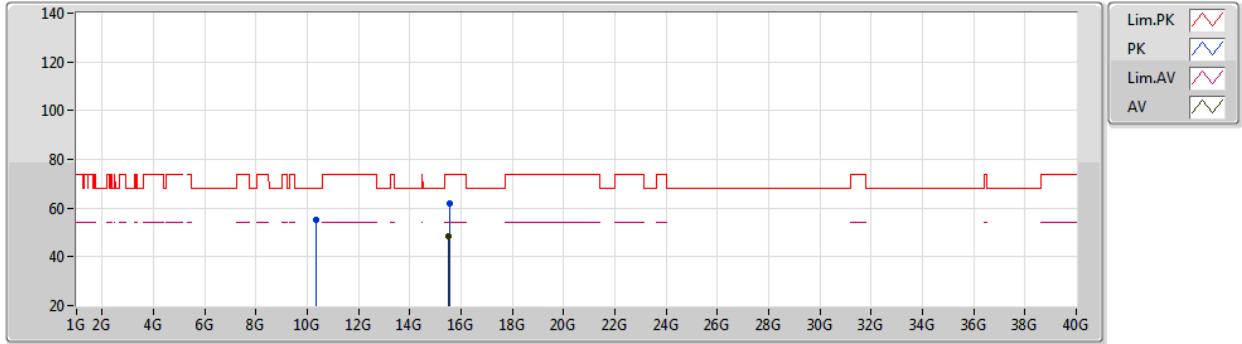
EUT Y\_4TX  
Setting 86  
03-A-J-7

Type	Freq (Hz)	Level (dBuV/m)	Limit (dBuV/m)	Margin (dB)	Raw (dBuV)	Dist (m)	Condition	Azimuth (°)	Height (m)	Comment	AF (dB)	CL (dB)	PA (dB)
PK	10.36055G	54.72	68.20	-13.48	41.10	3	Vertical	66	1.84	-	38.34	10.23	34.95
PK	15.53942G	60.73	74.00	-13.27	44.61	3	Vertical	324	1.02	-	38.88	12.02	34.78
AV	15.53976G	48.23	54.00	-5.77	32.10	3	Vertical	324	1.02	-	38.88	12.03	34.78

802.11ax HEW20-BF\_Nss1,(MCS0)\_4TX

16/07/2020

5180MHz\_TX



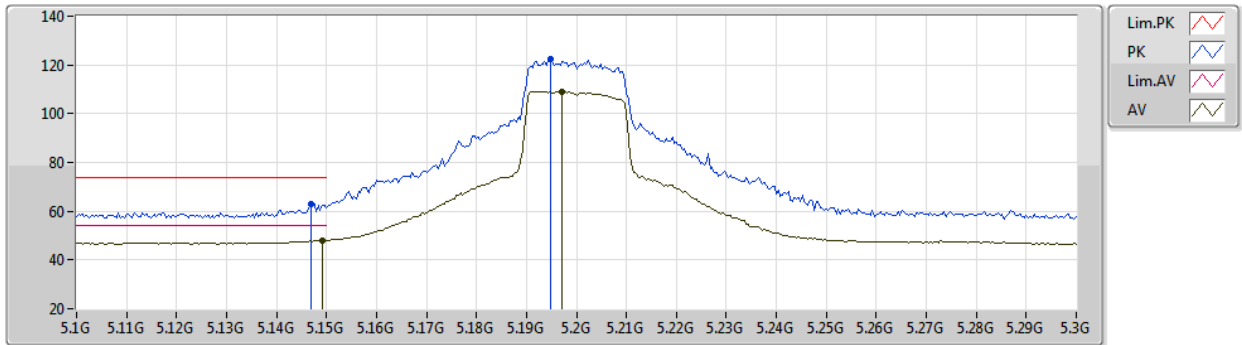
EUT Y\_4TX  
Setting 86  
03-A-J-7

Type	Freq (Hz)	Level (dBuV/m)	Limit (dBuV/m)	Margin (dB)	Raw (dBuV)	Dist (m)	Condition	Azimuth (°)	Height (m)	Comment	AF (dB)	CL (dB)	PA (dB)
PK	10.36021G	54.95	68.20	-13.25	41.33	3	Horizontal	46	2.21	-	38.34	10.23	34.95
PK	15.5437G	61.65	74.00	-12.35	45.54	3	Horizontal	309	1.01	-	38.87	12.03	34.79
AV	15.5216G	48.39	54.00	-5.61	32.19	3	Horizontal	309	1.01	-	38.94	12.02	34.76

802.11ax HEW20-BF\_Nss1,(MCS0)\_4TX

16/07/2020

5200MHz\_TX



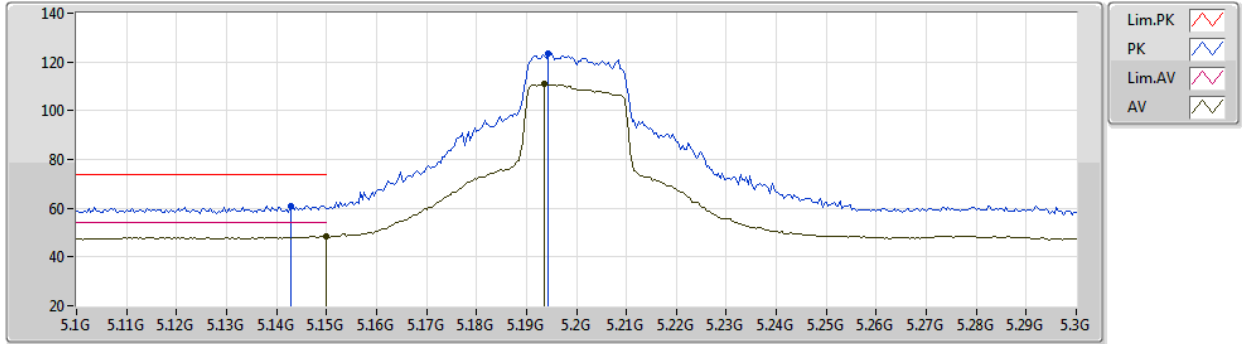
EUT Y\_4TX  
Setting 96  
04-E-P-2-10

Type	Freq (Hz)	Level (dBuV/m)	Limit (dBuV/m)	Margin (dB)	Raw (dBuV)	Dist (m)	Condition	Azimuth (°)	Height (m)	Comment	AF (dB)	CL (dB)	PA (dB)
PK	5.1468G	62.80	74.00	-11.20	57.45	3	Vertical	263	1.78	-	33.05	5.10	32.80
AV	5.1492G	48.18	54.00	-5.82	42.83	3	Vertical	263	1.78	-	33.05	5.10	32.80
PK	5.1948G	122.26	Inf	-Inf	116.82	3	Vertical	263	1.78	-	33.09	5.13	32.78
AV	5.1972G	108.95	Inf	-Inf	103.50	3	Vertical	263	1.78	-	33.10	5.13	32.78

802.11ax HEW20-BF\_Nss1,(MCS0)\_4TX

16/07/2020

5200MHz\_TX



EUT Y\_4TX  
Setting 96  
04-E-P-2-10

Type	Freq (Hz)	Level (dBuV/m)	Limit (dBuV/m)	Margin (dB)	Raw (dBuV)	Dist (m)	Condition	Azimuth (°)	Height (m)	Comment	AF (dB)	CL (dB)	PA (dB)
PK	5.1428G	60.77	74.00	-13.23	55.43	3	Horizontal	4	1.29	-	33.04	5.10	32.80
AV	5.15G	48.56	54.00	-5.44	43.20	3	Horizontal	4	1.29	-	33.05	5.11	32.80
PK	5.1944G	123.34	Inf	-Inf	117.90	3	Horizontal	4	1.29	-	33.09	5.13	32.78
AV	5.1936G	111.15	Inf	-Inf	105.71	3	Horizontal	4	1.29	-	33.09	5.13	32.78

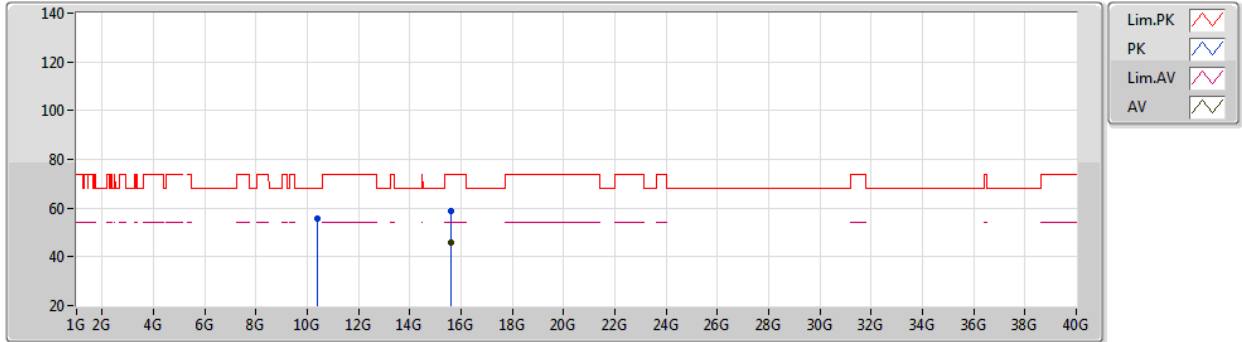




802.11ax HEW20-BF\_Nss1,(MCS0)\_4TX

16/07/2020

5200MHz\_TX



EUT Y\_4TX  
Setting 96  
04-E-P-2

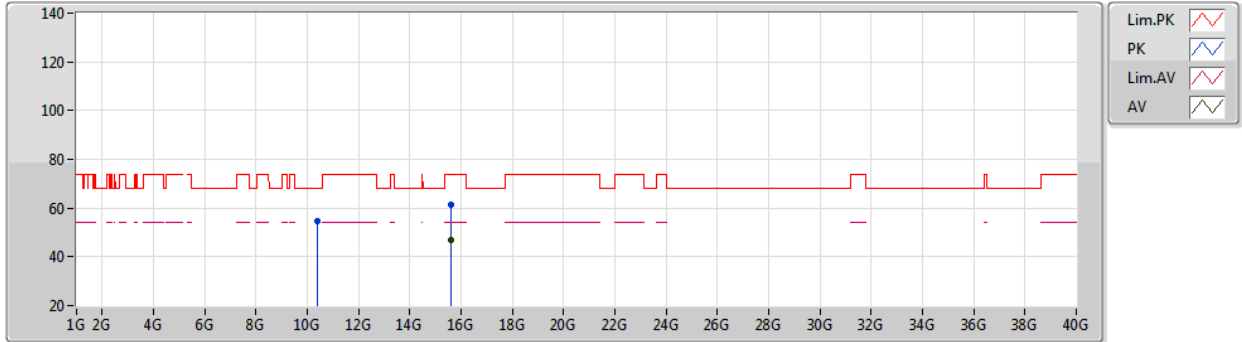
Type	Freq (Hz)	Level (dBuV/m)	Limit (dBuV/m)	Margin (dB)	Raw (dBuV)	Dist (m)	Condition	Azimuth (°)	Height (m)	Comment	AF (dB)	CL (dB)	PA (dB)
PK	10.40166G	55.56	68.20	-12.64	42.42	3	Vertical	79	1.83	-	38.92	7.57	33.35
PK	15.59894G	59.05	74.00	-14.95	44.93	3	Vertical	225	1.80	-	39.04	9.38	34.30
AV	15.59902G	45.68	54.00	-8.32	31.56	3	Vertical	225	1.80	-	39.04	9.38	34.30



802.11ax HEW20-BF\_Nss1,(MCS0)\_4TX

16/07/2020

5200MHz\_TX



EUT Y\_4TX  
Setting 96  
04-E-P-2

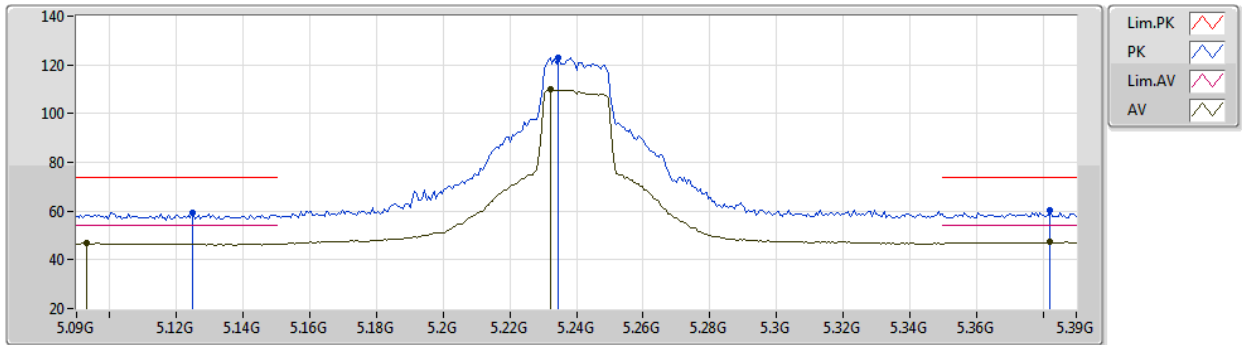
Type	Freq (Hz)	Level (dBuV/m)	Limit (dBuV/m)	Margin (dB)	Raw (dBuV)	Dist (m)	Condition	Azimuth (°)	Height (m)	Comment	AF (dB)	CL (dB)	PA (dB)
PK	10.3991G	54.65	68.20	-13.55	41.51	3	Horizontal	144	2.23	-	38.92	7.57	33.35
PK	15.59992G	61.15	74.00	-12.85	47.03	3	Horizontal	113	1.80	-	39.04	9.38	34.30
AV	15.59998G	46.86	54.00	-7.14	32.74	3	Horizontal	113	1.80	-	39.04	9.38	34.30



802.11ax HEW20-BF\_Nss1,(MCS0)\_4TX

16/07/2020

5240MHz\_TX



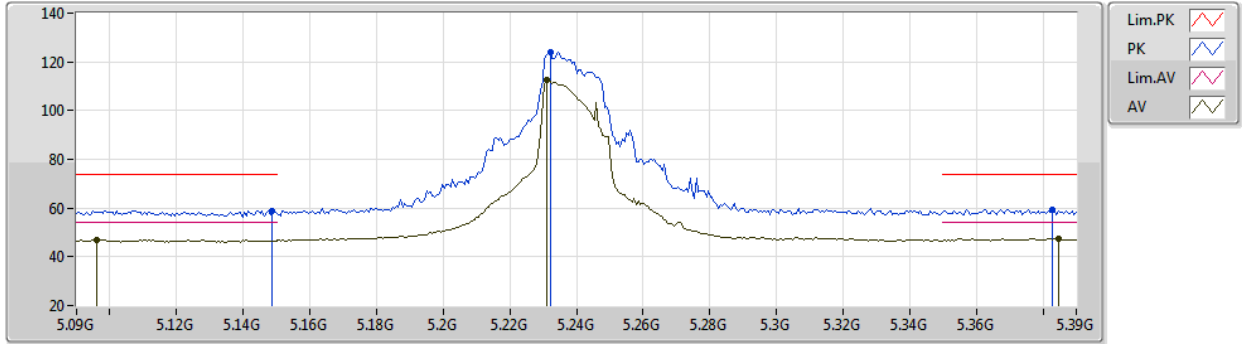
EUT Y\_4TX  
Setting 96  
04-E-P-2-10

Type	Freq (Hz)	Level (dBuV/m)	Limit (dBuV/m)	Margin (dB)	Raw (dBuV)	Dist (m)	Condition	Azimuth (°)	Height (m)	Comment	AF (dB)	CL (dB)	PA (dB)
PK	5.1248G	59.25	74.00	-14.75	53.94	3	Vertical	232	1.72	-	33.02	5.09	32.80
AV	5.093G	46.74	54.00	-7.26	41.46	3	Vertical	232	1.72	-	33.01	5.08	32.81
PK	5.2346G	123.11	Inf	-Inf	117.60	3	Vertical	232	1.72	-	33.13	5.15	32.77
AV	5.2322G	109.90	Inf	-Inf	104.39	3	Vertical	232	1.72	-	33.13	5.15	32.77
PK	5.3822G	60.34	74.00	-13.66	54.38	3	Vertical	232	1.72	-	33.45	5.22	32.71
AV	5.3822G	47.35	54.00	-6.65	41.39	3	Vertical	232	1.72	-	33.45	5.22	32.71

802.11ax HEW20-BF\_Nss1,(MCS0)\_4TX

16/07/2020

5240MHz\_TX



EUT Y\_4TX  
Setting 96  
04-E-P-2-10

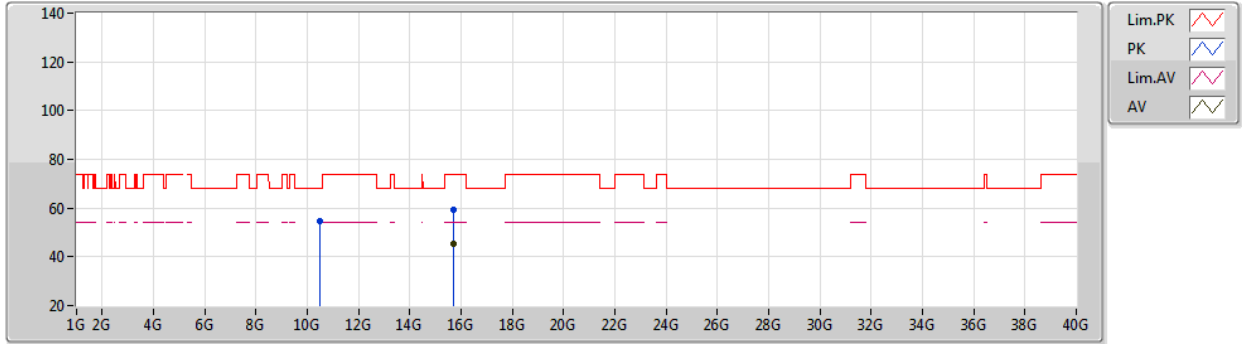
Type	Freq (Hz)	Level (dBuV/m)	Limit (dBuV/m)	Margin (dB)	Raw (dBuV)	Dist (m)	Condition	Azimuth (°)	Height (m)	Comment	AF (dB)	CL (dB)	PA (dB)
PK	5.1488G	58.87	74.00	-15.13	53.52	3	Horizontal	0	1.65	-	33.05	5.10	32.80
AV	5.096G	46.87	54.00	-7.13	41.60	3	Horizontal	0	1.65	-	33.00	5.08	32.81
PK	5.2322G	124.21	Inf	-Inf	118.70	3	Horizontal	0	1.65	-	33.13	5.15	32.77
AV	5.231G	112.37	Inf	-Inf	106.86	3	Horizontal	0	1.65	-	33.13	5.15	32.77
PK	5.3828G	59.54	74.00	-14.46	53.58	3	Horizontal	0	1.65	-	33.45	5.22	32.71
AV	5.3846G	47.48	54.00	-6.52	41.52	3	Horizontal	0	1.65	-	33.45	5.22	32.71



802.11ax HEW20-BF\_Nss1,(MCS0)\_4TX

16/07/2020

5240MHz\_TX



EUT Y\_4TX  
Setting 96  
04-E-P-2

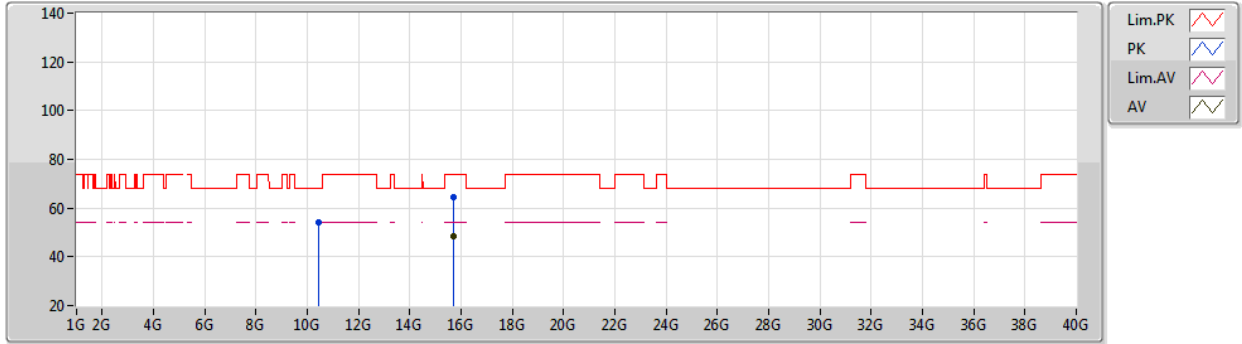
Type	Freq (Hz)	Level (dBuV/m)	Limit (dBuV/m)	Margin (dB)	Raw (dBuV)	Dist (m)	Condition	Azimuth (°)	Height (m)	Comment	AF (dB)	CL (dB)	PA (dB)
PK	10.4824G	54.63	68.20	-13.57	41.44	3	Vertical	100	2.93	-	38.99	7.61	33.41
PK	15.71604G	59.13	74.00	-14.87	45.21	3	Vertical	211	1.00	-	38.91	9.39	34.38
AV	15.72162G	45.30	54.00	-8.70	31.38	3	Vertical	211	1.00	-	38.91	9.39	34.38



802.11ax HEW20-BF\_Nss1,(MCS0)\_4TX

16/07/2020

5240MHz\_TX



EUT Y\_4TX  
Setting 96  
04-E-P-2

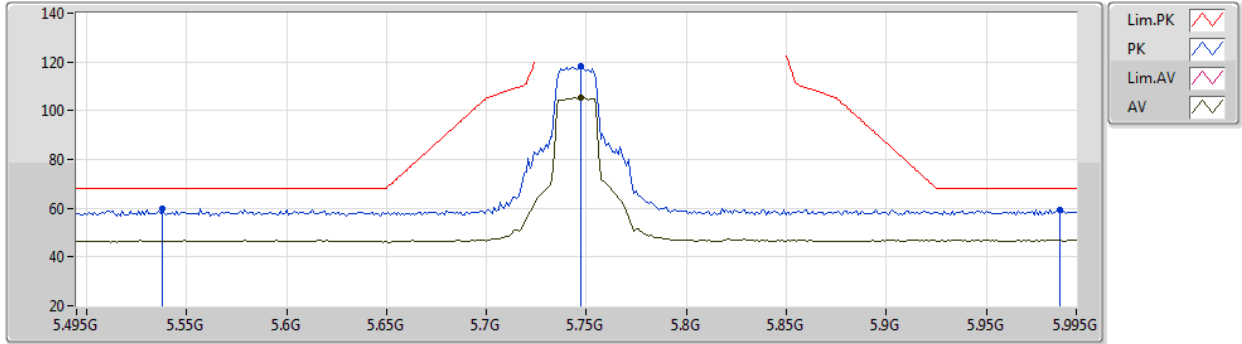
Type	Freq (Hz)	Level (dBuV/m)	Limit (dBuV/m)	Margin (dB)	Raw (dBuV)	Dist (m)	Condition	Azimuth (°)	Height (m)	Comment	AF (dB)	CL (dB)	PA (dB)
PK	10.46G	54.03	68.20	-14.17	40.85	3	Horizontal	245	1.80	-	38.97	7.60	33.39
PK	15.7292G	64.64	74.00	-9.36	50.74	3	Horizontal	114	1.79	-	38.90	9.39	34.39
AV	15.7284G	48.33	54.00	-5.67	34.43	3	Horizontal	114	1.79	-	38.90	9.39	34.39



802.11ax HEW20-BF\_Nss1,(MCS0)\_4TX

16/07/2020

5745MHz\_TX



EUT Y\_4TX  
Setting 84  
03-A-P-2-10

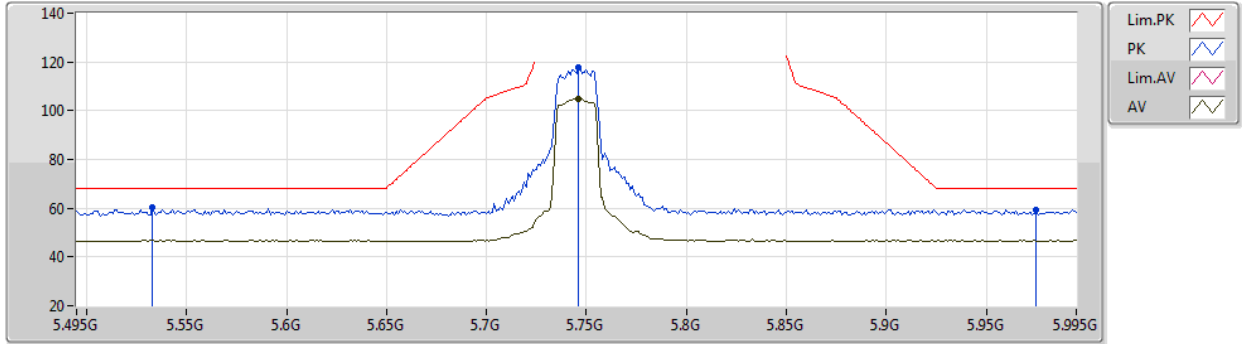
Type	Freq (Hz)	Level (dBuV/m)	Limit (dBuV/m)	Margin (dB)	Raw (dBuV)	Dist (m)	Condition	Azimuth (°)	Height (m)	Comment	AF (dB)	CL (dB)	PA (dB)
PK	5.538G	59.75	68.20	-8.45	54.13	3	Vertical	0	1.99	-	34.36	6.21	34.95
PK	5.747G	118.52	Inf	-Inf	112.96	3	Vertical	0	1.99	-	34.20	6.30	34.94
AV	5.747G	105.56	Inf	-Inf	100.00	3	Vertical	0	1.99	-	34.20	6.30	34.94
PK	5.987G	59.40	68.20	-8.80	53.27	3	Vertical	0	1.99	-	34.66	6.39	34.92



802.11ax HEW20-BF\_Nss1,(MCS0)\_4TX

16/07/2020

5745MHz\_TX



EUT Y\_4TX  
Setting 84  
03-A-P-2-10

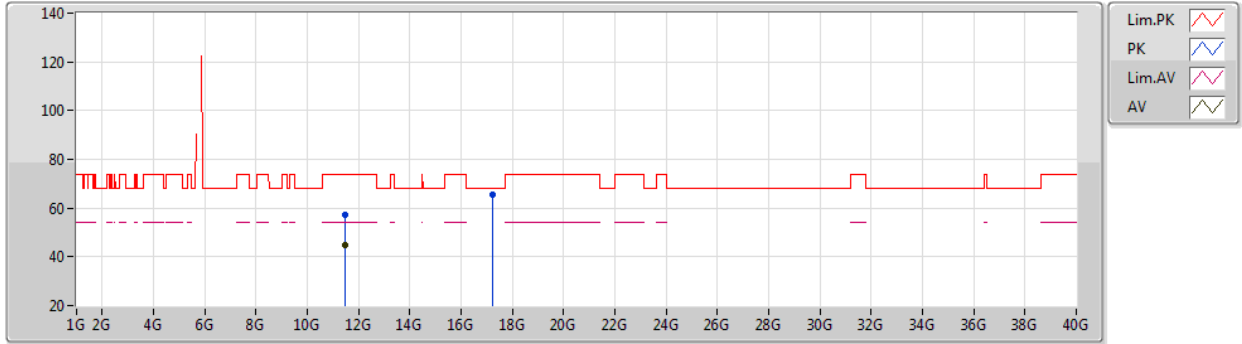
Type	Freq (Hz)	Level (dBuV/m)	Limit (dBuV/m)	Margin (dB)	Raw (dBuV)	Dist (m)	Condition	Azimuth (°)	Height (m)	Comment	AF (dB)	CL (dB)	PA (dB)
PK	5.533G	60.22	68.20	-7.98	54.59	3	Horizontal	359	1.80	-	34.37	6.21	34.95
PK	5.746G	117.98	Inf	-Inf	112.42	3	Horizontal	359	1.80	-	34.20	6.30	34.94
AV	5.746G	105.00	Inf	-Inf	99.44	3	Horizontal	359	1.80	-	34.20	6.30	34.94
PK	5.975G	59.23	68.20	-8.97	53.14	3	Horizontal	359	1.80	-	34.62	6.39	34.92



802.11ax HEW20-BF\_Nss1,(MCS0)\_4TX

16/07/2020

5745MHz\_TX



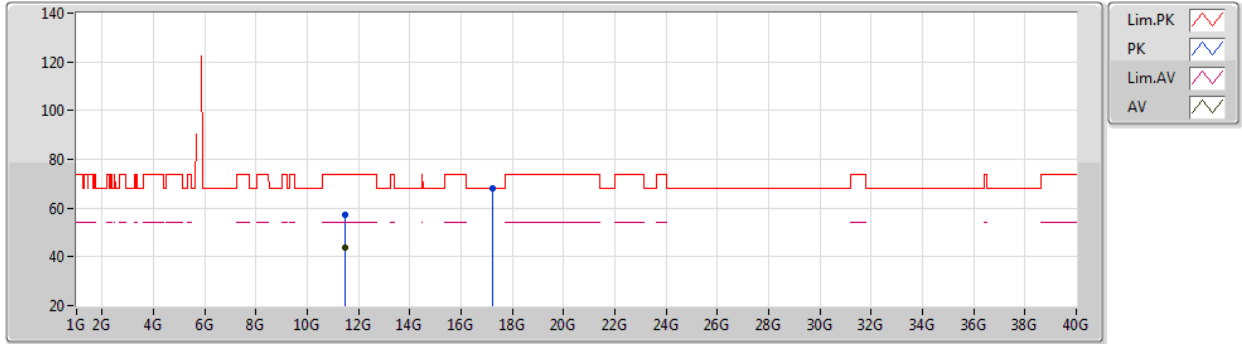
EUT Y\_4TX  
Setting 84  
03-A-P-2

Type	Freq (Hz)	Level (dBuV/m)	Limit (dBuV/m)	Margin (dB)	Raw (dBuV)	Dist (m)	Condition	Azimuth (°)	Height (m)	Comment	AF (dB)	CL (dB)	PA (dB)
PK	11.48974G	57.23	74.00	-16.77	42.20	3	Vertical	115	1.44	-	38.74	10.91	34.62
AV	11.48997G	45.02	54.00	-8.98	29.99	3	Vertical	115	1.44	-	38.74	10.91	34.62
PK	17.2486G	65.52	68.20	-2.68	46.66	3	Vertical	87	1.45	-	41.19	12.26	34.59

802.11ax HEW20-BF\_Nss1,(MCS0)\_4TX

16/07/2020

5745MHz\_TX



EUT Y\_4TX  
Setting 84  
03-A-P-2

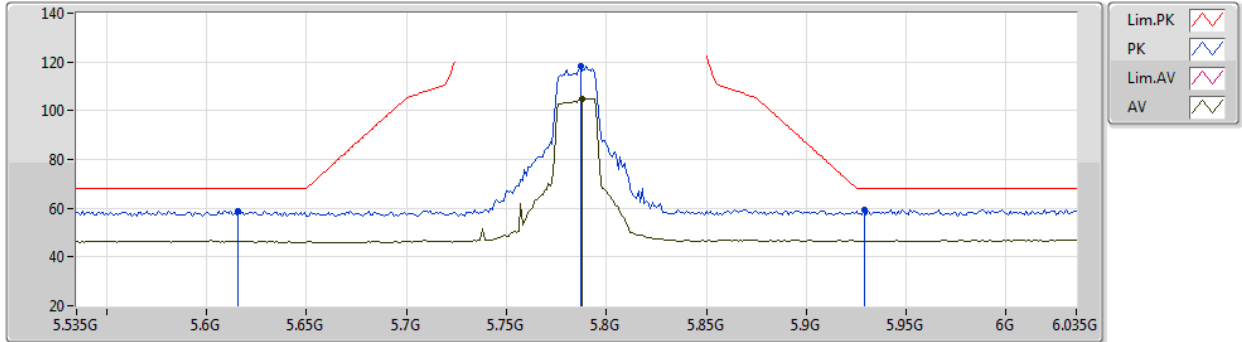
Type	Freq (Hz)	Level (dBuV/m)	Limit (dBuV/m)	Margin (dB)	Raw (dBuV)	Dist (m)	Condition	Azimuth (°)	Height (m)	Comment	AF (dB)	CL (dB)	PA (dB)
PK	11.48976G	57.02	74.00	-16.98	41.99	3	Horizontal	262	1.73	-	38.74	10.91	34.62
AV	11.48984G	43.85	54.00	-10.15	28.82	3	Horizontal	262	1.73	-	38.74	10.91	34.62
PK	17.2344G	68.13	68.20	-0.07	49.34	3	Horizontal	52	2.48	-	41.12	12.26	34.59



802.11ax HEW20-BF\_Nss1,(MCS0)\_4TX

16/07/2020

5785MHz\_TX



EUT Y\_4TX  
Setting 81  
03-A-P-2-10

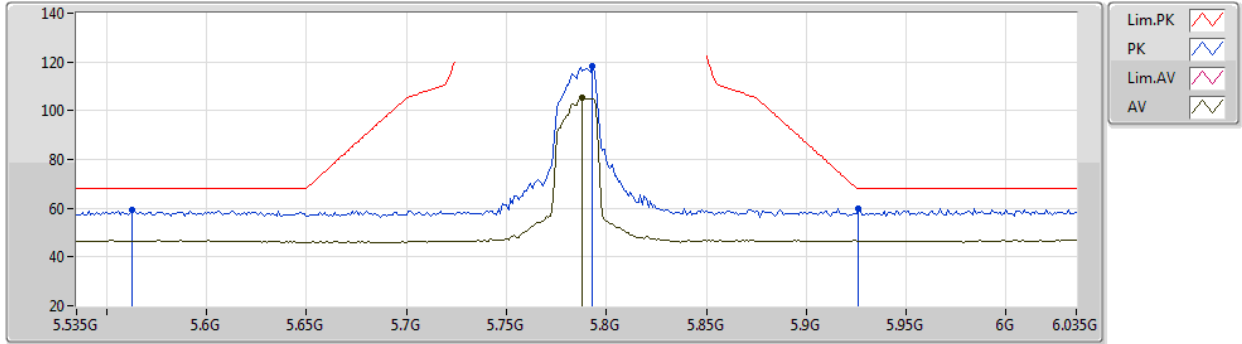
Type	Freq (Hz)	Level (dBuV/m)	Limit (dBuV/m)	Margin (dB)	Raw (dBuV)	Dist (m)	Condition	Azimuth (°)	Height (m)	Comment	AF (dB)	CL (dB)	PA (dB)
PK	5.616G	59.03	68.20	-9.17	53.39	3	Vertical	352	2.00	-	34.28	6.30	34.94
PK	5.787G	118.24	Inf	-Inf	112.67	3	Vertical	352	2.00	-	34.20	6.30	34.93
AV	5.788G	105.08	Inf	-Inf	99.51	3	Vertical	352	2.00	-	34.20	6.30	34.93
PK	5.929G	59.49	68.20	-8.71	53.57	3	Vertical	352	2.00	-	34.49	6.36	34.93



802.11ax HEW20-BF\_Nss1,(MCS0)\_4TX

16/07/2020

5785MHz\_TX



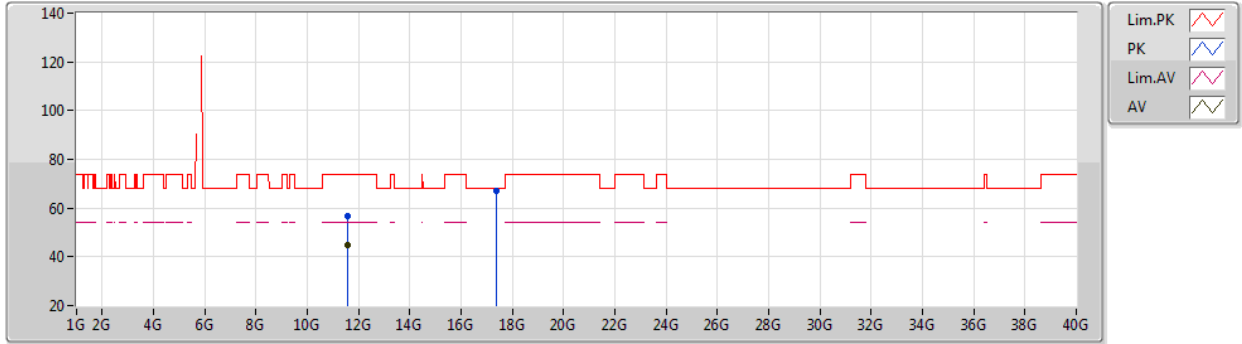
EUT Y\_4TX  
Setting 81  
03-A-P-2-10

Type	Freq (Hz)	Level (dBuV/m)	Limit (dBuV/m)	Margin (dB)	Raw (dBuV)	Dist (m)	Condition	Azimuth (°)	Height (m)	Comment	AF (dB)	CL (dB)	PA (dB)
PK	5.563G	59.16	68.20	-9.04	53.51	3	Horizontal	360	2.09	-	34.34	6.25	34.94
PK	5.793G	118.39	Inf	-Inf	112.82	3	Horizontal	360	2.09	-	34.20	6.30	34.93
AV	5.788G	105.42	Inf	-Inf	99.85	3	Horizontal	360	2.09	-	34.20	6.30	34.93
PK	5.926G	59.66	68.20	-8.54	53.75	3	Horizontal	360	2.09	-	34.48	6.36	34.93

802.11ax HEW20-BF\_Nss1,(MCS0)\_4TX

16/07/2020

5785MHz\_TX



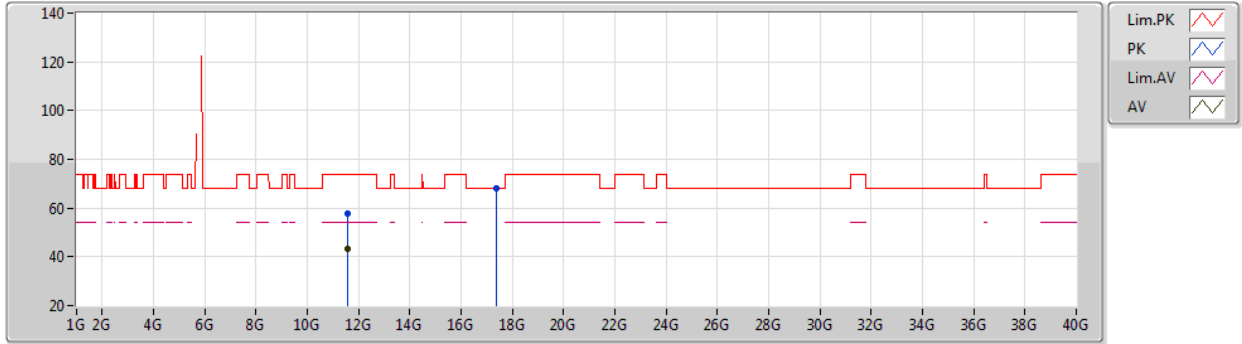
EUT Y\_4TX  
Setting 81  
03-A-P-2

Type	Freq (Hz)	Level (dBuV/m)	Limit (dBuV/m)	Margin (dB)	Raw (dBuV)	Dist (m)	Condition	Azimuth (°)	Height (m)	Comment	AF (dB)	CL (dB)	PA (dB)
PK	11.56966G	56.54	74.00	-17.46	41.44	3	Vertical	115	2.67	-	38.80	10.95	34.65
AV	11.56996G	44.76	54.00	-9.24	29.66	3	Vertical	115	2.67	-	38.80	10.95	34.65
PK	17.3638G	67.11	68.20	-1.09	47.64	3	Vertical	83	1.47	-	41.79	12.27	34.59

802.11ax HEW20-BF\_Nss1,(MCS0)\_4TX

16/07/2020

5785MHz\_TX



EUT Y\_4TX  
Setting 81  
03-A-P-2

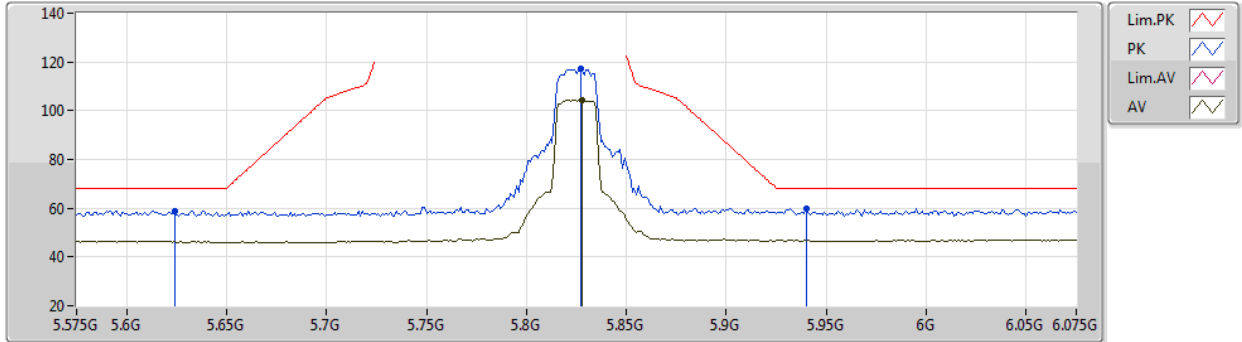
Type	Freq (Hz)	Level (dBuV/m)	Limit (dBuV/m)	Margin (dB)	Raw (dBuV)	Dist (m)	Condition	Azimuth (°)	Height (m)	Comment	AF (dB)	CL (dB)	PA (dB)
PK	11.5703G	57.63	74.00	-16.37	42.52	3	Horizontal	260	1.77	-	38.80	10.96	34.65
AV	11.5719G	43.33	54.00	-10.67	28.22	3	Horizontal	260	1.77	-	38.80	10.96	34.65
PK	17.3552G	68.08	68.20	-0.12	48.65	3	Horizontal	47	1.98	-	41.75	12.27	34.59



802.11ax HEW20-BF\_Nss1,(MCS0)\_4TX

16/07/2020

5825MHz\_TX



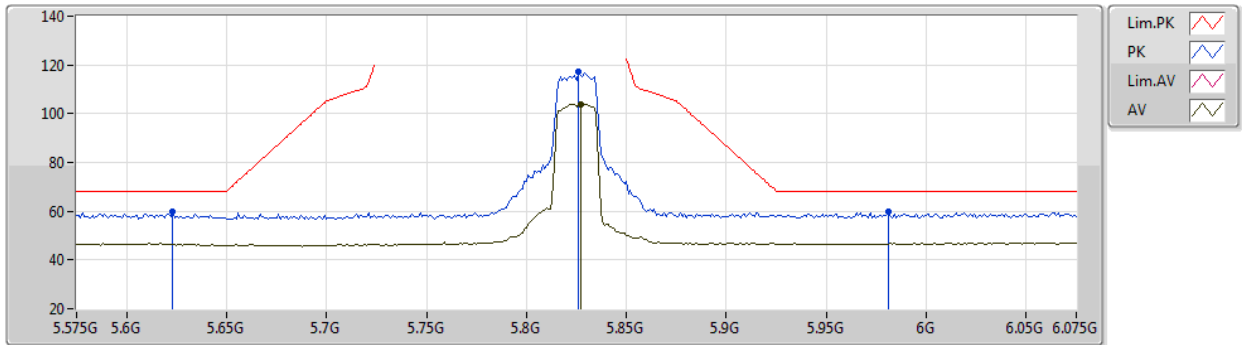
EUT Y\_4TX  
Setting 82  
03-A-P-2-10

Type	Freq (Hz)	Level (dBuV/m)	Limit (dBuV/m)	Margin (dB)	Raw (dBuV)	Dist (m)	Condition	Azimuth (°)	Height (m)	Comment	AF (dB)	CL (dB)	PA (dB)
PK	5.624G	58.89	68.20	-9.31	53.25	3	Vertical	0	1.96	-	34.28	6.30	34.94
PK	5.827G	117.05	Inf	-Inf	111.42	3	Vertical	0	1.96	-	34.25	6.31	34.93
AV	5.828G	104.47	Inf	-Inf	98.83	3	Vertical	0	1.96	-	34.26	6.31	34.93
PK	5.94G	59.74	68.20	-8.46	53.78	3	Vertical	0	1.96	-	34.52	6.37	34.93

802.11ax HEW20-BF\_Nss1,(MCS0)\_4TX

16/07/2020

5825MHz\_TX



EUT Y\_4TX  
Setting 82  
03-A-P-2-10

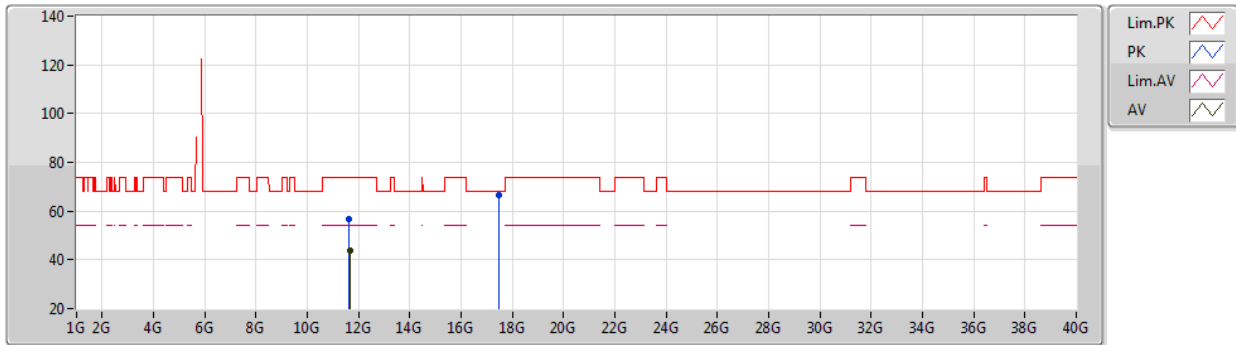
Type	Freq (Hz)	Level (dBuV/m)	Limit (dBuV/m)	Margin (dB)	Raw (dBuV)	Dist (m)	Condition	Azimuth (°)	Height (m)	Comment	AF (dB)	CL (dB)	PA (dB)
PK	5.623G	59.85	68.20	-8.35	54.21	3	Horizontal	1	1.76	-	34.28	6.30	34.94
PK	5.826G	117.19	Inf	-Inf	111.56	3	Horizontal	1	1.76	-	34.25	6.31	34.93
AV	5.827G	104.00	Inf	-Inf	98.37	3	Horizontal	1	1.76	-	34.25	6.31	34.93
PK	5.981G	59.63	68.20	-8.57	53.52	3	Horizontal	1	1.76	-	34.64	6.39	34.92



802.11ax HEW20-BF\_Nss1,(MCS0)\_4TX

16/07/2020

5825MHz\_TX



EUT Y\_4TX  
Setting 82  
03-A-P-2

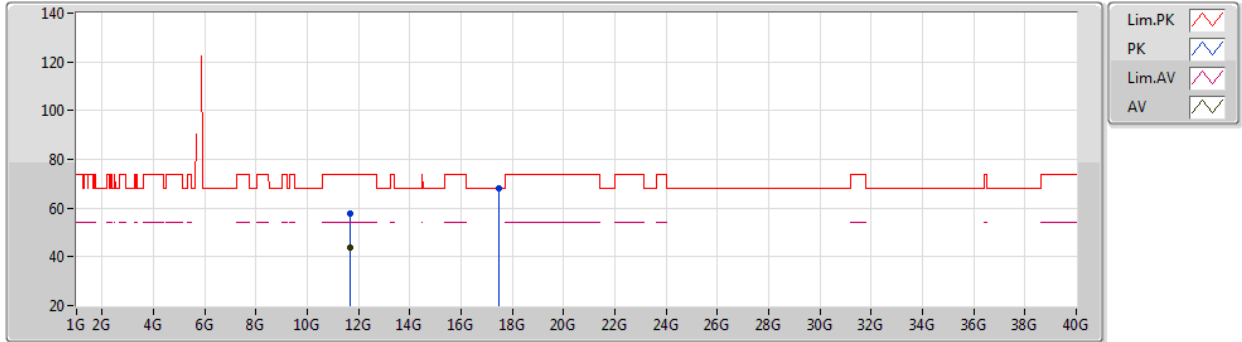
Type	Freq (Hz)	Level (dBuV/m)	Limit (dBuV/m)	Margin (dB)	Raw (dBuV)	Dist (m)	Condition	Azimuth (°)	Height (m)	Comment	AF (dB)	CL (dB)	PA (dB)
PK	11.6467G	56.88	74.00	-17.12	41.70	3	Vertical	110	1.80	-	38.85	11.00	34.67
AV	11.64994G	43.92	54.00	-10.08	28.74	3	Vertical	110	1.80	-	38.85	11.00	34.67
PK	17.4743G	66.51	68.20	-1.69	46.46	3	Vertical	53	1.77	-	42.37	12.27	34.59



802.11ax HEW20-BF\_Nss1,(MCS0)\_4TX

16/07/2020

5825MHz\_TX



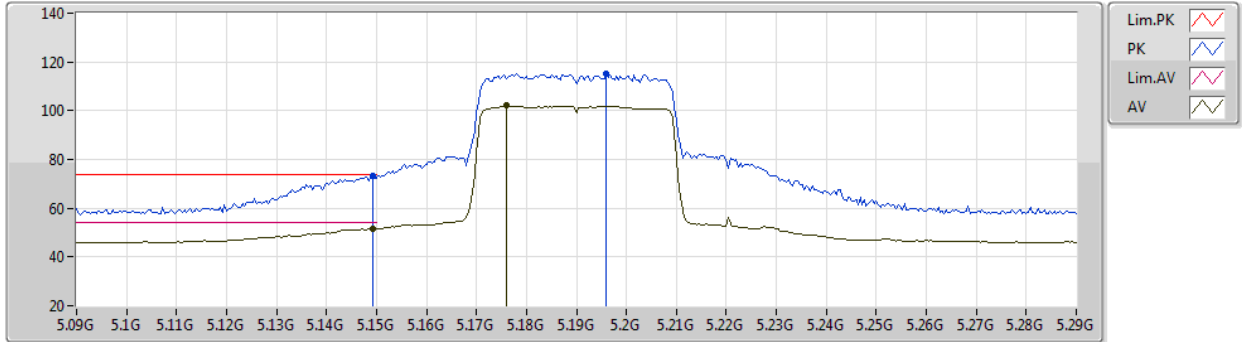
EUT Y\_4TX  
Setting 82  
03-A-P-2

Type	Freq (Hz)	Level (dBuV/m)	Limit (dBuV/m)	Margin (dB)	Raw (dBuV)	Dist (m)	Condition	Azimuth (°)	Height (m)	Comment	AF (dB)	CL (dB)	PA (dB)
PK	11.65252G	57.51	74.00	-16.49	42.32	3	Horizontal	264	2.43	-	38.86	11.00	34.67
AV	11.65284G	43.91	54.00	-10.09	28.72	3	Horizontal	264	2.43	-	38.86	11.00	34.67
PK	17.4832G	67.92	68.20	-0.28	47.83	3	Horizontal	50	2.13	-	42.41	12.27	34.59

802.11ax HEW40-BF\_Nss1,(MCS0)\_4TX

16/07/2020

5190MHz\_TX



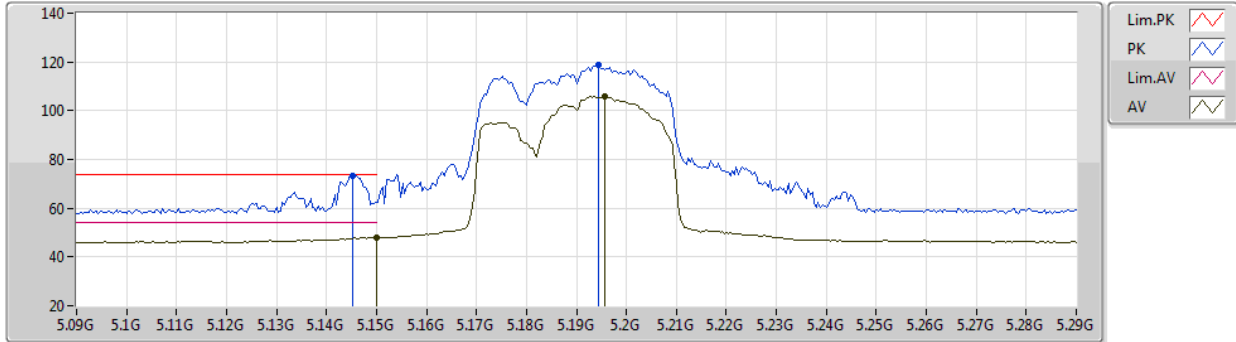
EUT Y\_4TX  
Setting 80  
03-A-P-2-10

Type	Freq (Hz)	Level (dBuV/m)	Limit (dBuV/m)	Margin (dB)	Raw (dBuV)	Dist (m)	Condition	Azimuth (°)	Height (m)	Comment	AF (dB)	CL (dB)	PA (dB)
PK	5.1492G	73.25	74.00	-0.75	68.65	3	Vertical	241	1.33	-	33.90	6.03	35.33
AV	5.1492G	51.77	54.00	-2.23	47.17	3	Vertical	241	1.33	-	33.90	6.03	35.33
PK	5.196G	115.41	Inf	-Inf	110.69	3	Vertical	241	1.33	-	33.90	6.09	35.27
AV	5.176G	102.14	Inf	-Inf	97.47	3	Vertical	241	1.33	-	33.90	6.07	35.30

802.11ax HEW40-BF\_Nss1,(MCS0)\_4TX

16/07/2020

5190MHz\_TX



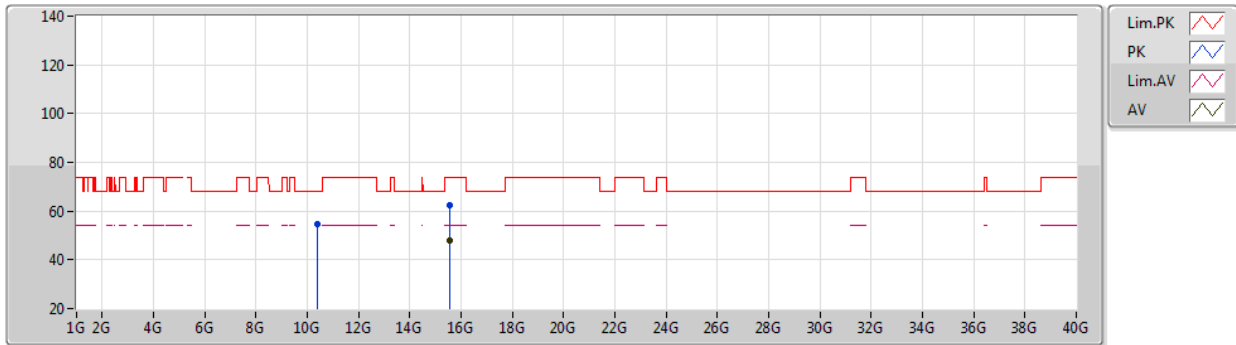
EUT Y\_4TX  
Setting 80  
03-A-P-2-10

Type	Freq (Hz)	Level (dBuV/m)	Limit (dBuV/m)	Margin (dB)	Raw (dBuV)	Dist (m)	Condition	Azimuth (°)	Height (m)	Comment	AF (dB)	CL (dB)	PA (dB)
PK	5.1452G	73.49	74.00	-0.51	68.90	3	Horizontal	354	1.24	-	33.90	6.02	35.33
AV	5.15G	47.96	54.00	-6.04	43.36	3	Horizontal	354	1.24	-	33.90	6.03	35.33
PK	5.1944G	118.95	Inf	-Inf	114.24	3	Horizontal	354	1.24	-	33.90	6.09	35.28
AV	5.1956G	105.79	Inf	-Inf	101.07	3	Horizontal	354	1.24	-	33.90	6.09	35.27

802.11ax HEW40-BF\_Nss1,(MCS0)\_4TX

16/07/2020

5190MHz\_TX



EUT Y\_4TX  
Setting 80  
03-A-P-2

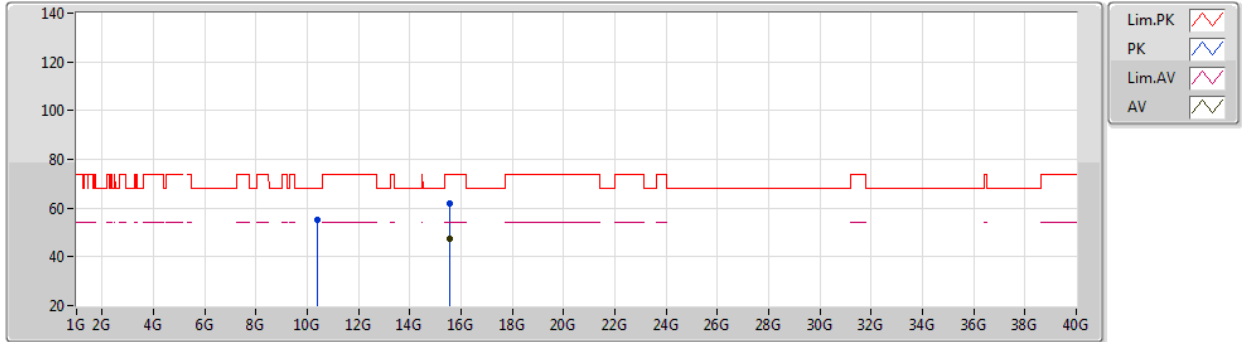
Type	Freq (Hz)	Level (dBuV/m)	Limit (dBuV/m)	Margin (dB)	Raw (dBuV)	Dist (m)	Condition	Azimuth (°)	Height (m)	Comment	AF (dB)	CL (dB)	PA (dB)
PK	10.38474G	54.67	68.20	-13.53	41.03	3	Vertical	81	1.80	-	38.34	10.24	34.94
PK	15.56678G	62.29	74.00	-11.71	46.26	3	Vertical	153	1.04	-	38.80	12.04	34.81
AV	15.57218G	47.72	54.00	-6.28	31.72	3	Vertical	153	1.04	-	38.78	12.04	34.82



802.11ax HEW40-BF\_Nss1,(MCS0)\_4TX

16/07/2020

5190MHz\_TX



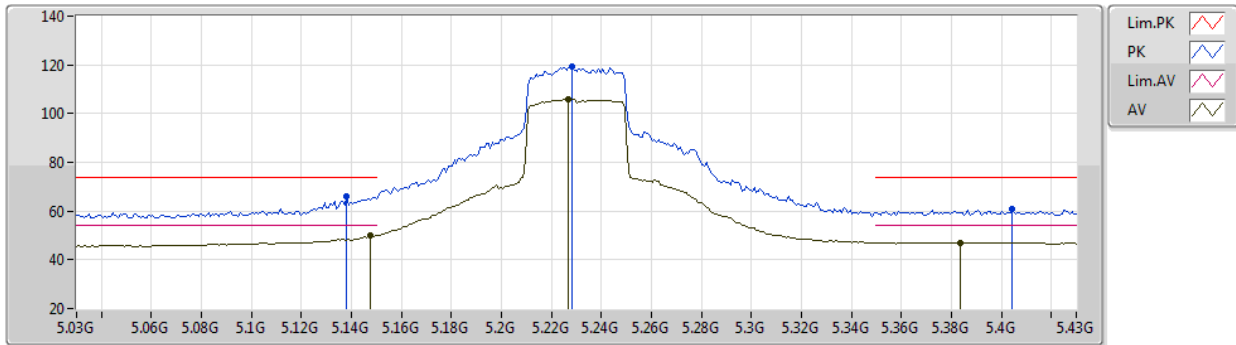
EUT Y\_4TX  
Setting 80  
03-A-P-2

Type	Freq (Hz)	Level (dBuV/m)	Limit (dBuV/m)	Margin (dB)	Raw (dBuV)	Dist (m)	Condition	Azimuth (°)	Height (m)	Comment	AF (dB)	CL (dB)	PA (dB)
PK	10.38088G	55.33	68.20	-12.87	41.69	3	Horizontal	80	1.80	-	38.34	10.24	34.94
PK	15.56632G	61.99	74.00	-12.01	45.96	3	Horizontal	356	1.65	-	38.80	12.04	34.81
AV	15.5654G	47.62	54.00	-6.38	31.60	3	Horizontal	356	1.65	-	38.80	12.03	34.81

802.11ax HEW40-BF\_Nss1,(MCS0)\_4TX

16/07/2020

5230MHz\_TX



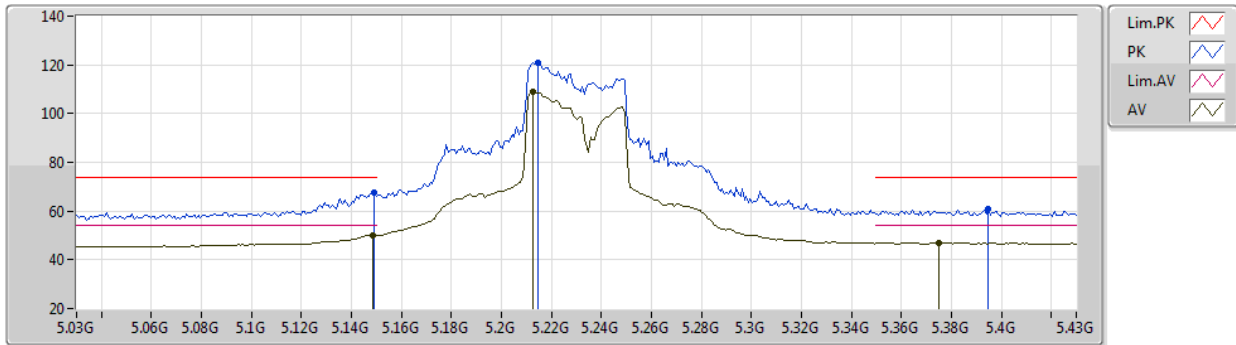
EUT Y\_4TX  
Setting 96  
03-A-P-2-10

Type	Freq (Hz)	Level (dBuV/m)	Limit (dBuV/m)	Margin (dB)	Raw (dBuV)	Dist (m)	Condition	Azimuth (°)	Height (m)	Comment	AF (dB)	CL (dB)	PA (dB)
PK	5.138G	66.09	74.00	-7.91	61.52	3	Vertical	231	1.78	-	33.90	6.01	35.34
AV	5.1476G	50.05	54.00	-3.95	45.45	3	Vertical	231	1.78	-	33.90	6.03	35.33
PK	5.2284G	119.06	Inf	-Inf	114.22	3	Vertical	231	1.78	-	33.99	6.09	35.24
AV	5.2268G	106.07	Inf	-Inf	101.24	3	Vertical	231	1.78	-	33.98	6.09	35.24
PK	5.4044G	60.86	74.00	-13.14	55.59	3	Vertical	231	1.78	-	34.30	6.01	35.04
AV	5.3836G	47.09	54.00	-6.91	41.86	3	Vertical	231	1.78	-	34.28	6.01	35.06

802.11ax HEW40-BF\_Nss1,(MCS0)\_4TX

16/07/2020

5230MHz\_TX



EUT Y\_4TX  
Setting 96  
03-A-P-2-10

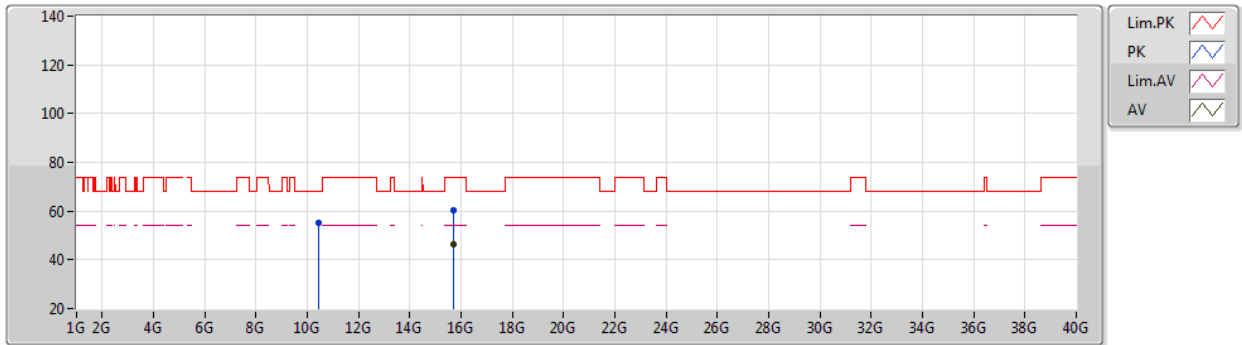
Type	Freq (Hz)	Level (dBuV/m)	Limit (dBuV/m)	Margin (dB)	Raw (dBuV)	Dist (m)	Condition	Azimuth (°)	Height (m)	Comment	AF (dB)	CL (dB)	PA (dB)
PK	5.1492G	67.75	74.00	-6.25	63.15	3	Horizontal	171	1.26	-	33.90	6.03	35.33
AV	5.1484G	49.93	54.00	-4.07	45.33	3	Horizontal	171	1.26	-	33.90	6.03	35.33
PK	5.2148G	120.95	Inf	-Inf	116.17	3	Horizontal	171	1.26	-	33.94	6.09	35.25
AV	5.2124G	108.83	Inf	-Inf	104.06	3	Horizontal	171	1.26	-	33.94	6.09	35.26
PK	5.3948G	60.72	74.00	-13.28	55.48	3	Horizontal	171	1.26	-	34.29	6.00	35.05
AV	5.3748G	47.13	54.00	-6.87	41.92	3	Horizontal	171	1.26	-	34.27	6.01	35.07



802.11ax HEW40-BF\_Nss1,(MCS0)\_4TX

16/07/2020

5230MHz\_TX



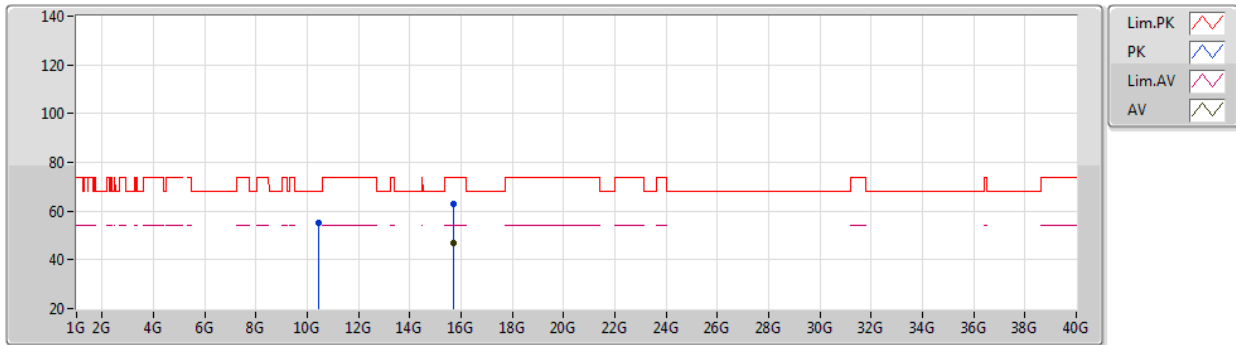
EUT Y\_4TX  
Setting 96  
03-A-P-2

Type	Freq (Hz)	Level (dBuV/m)	Limit (dBuV/m)	Margin (dB)	Raw (dBuV)	Dist (m)	Condition	Azimuth (°)	Height (m)	Comment	AF (dB)	CL (dB)	PA (dB)
PK	10.45992G	55.06	68.20	-13.14	41.30	3	Vertical	348	1.32	-	38.35	10.29	34.88
PK	15.69476G	60.13	74.00	-13.87	44.59	3	Vertical	305	1.74	-	38.42	12.08	34.96
AV	15.68512G	46.28	54.00	-7.72	30.71	3	Vertical	305	1.74	-	38.44	12.08	34.95

802.11ax HEW40-BF\_Nss1,(MCS0)\_4TX

16/07/2020

5230MHz\_TX



EUT Y\_4TX  
Setting 96  
03-A-P-2

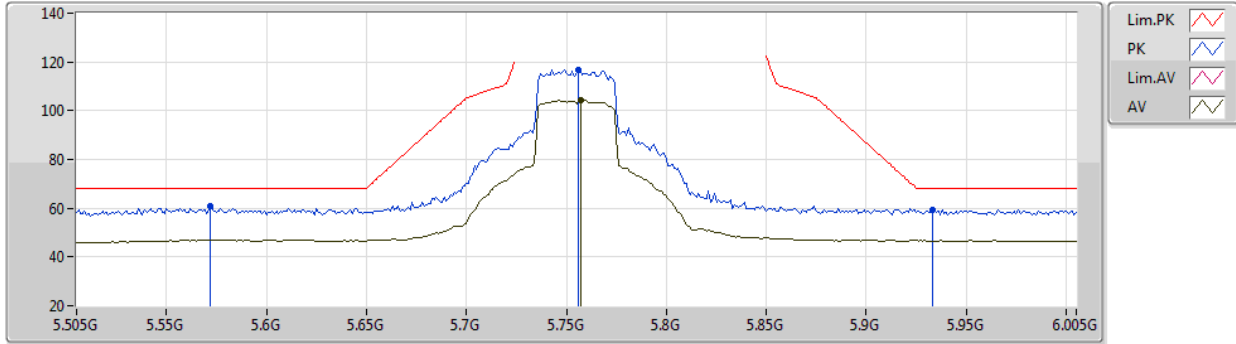
Type	Freq (Hz)	Level (dBuV/m)	Limit (dBuV/m)	Margin (dB)	Raw (dBuV)	Dist (m)	Condition	Azimuth (°)	Height (m)	Comment	AF (dB)	CL (dB)	PA (dB)
PK	10.46418G	55.38	68.20	-12.82	41.62	3	Horizontal	9	1.80	-	38.35	10.29	34.88
PK	15.6863G	62.68	74.00	-11.32	47.11	3	Horizontal	113	1.73	-	38.44	12.08	34.95
AV	15.68586G	46.98	54.00	-7.02	31.41	3	Horizontal	113	1.73	-	38.44	12.08	34.95



802.11ax HEW40-BF\_Nss1,(MCS0)\_4TX

16/07/2020

5755MHz\_TX



EUT Y\_4TX  
Setting 95  
03-A-P-2-10

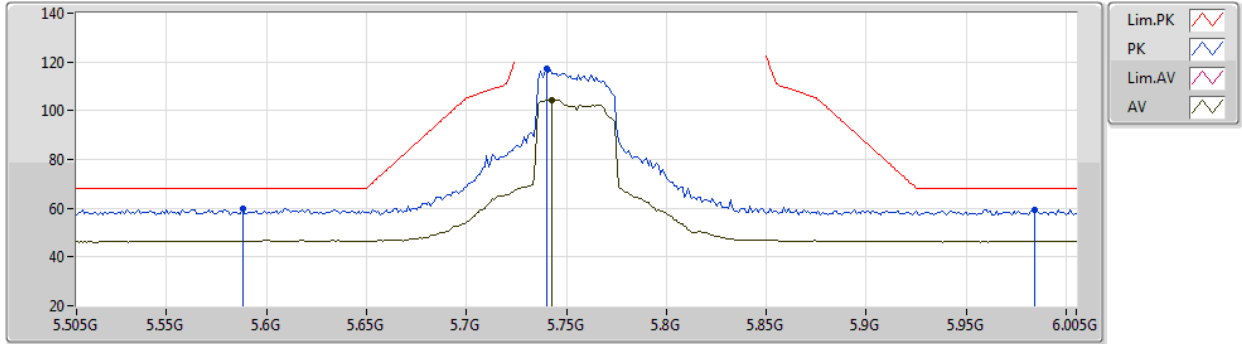
Type	Freq (Hz)	Level (dBuV/m)	Limit (dBuV/m)	Margin (dB)	Raw (dBuV)	Dist (m)	Condition	Azimuth (°)	Height (m)	Comment	AF (dB)	CL (dB)	PA (dB)
PK	5.572G	60.68	68.20	-7.52	55.03	3	Vertical	0	1.80	-	34.33	6.26	34.94
PK	5.756G	116.79	Inf	-Inf	111.22	3	Vertical	0	1.80	-	34.20	6.30	34.93
AV	5.757G	104.30	Inf	-Inf	98.73	3	Vertical	0	1.80	-	34.20	6.30	34.93
PK	5.933G	59.51	68.20	-8.69	53.57	3	Vertical	0	1.80	-	34.50	6.37	34.93



802.11ax HEW40-BF\_Nss1,(MCS0)\_4TX

16/07/2020

5755MHz\_TX



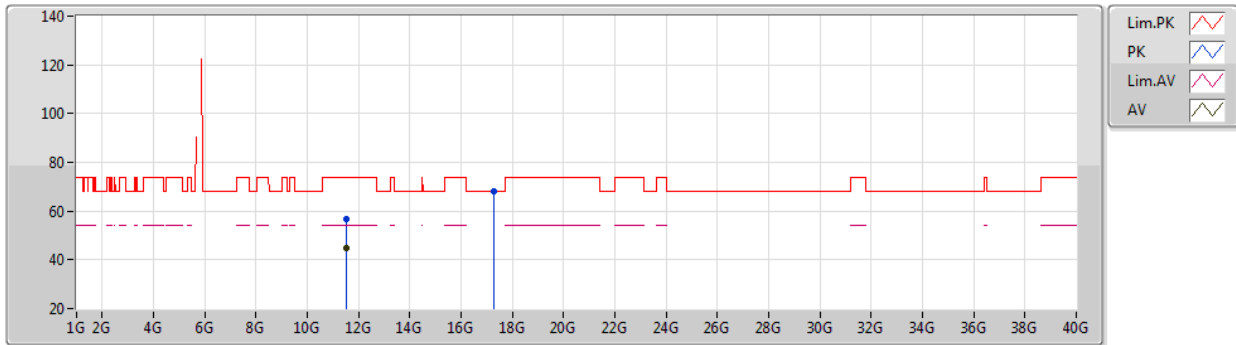
EUT Y\_4TX  
Setting 95  
03-A-P-2-10

Type	Freq (Hz)	Level (dBuV/m)	Limit (dBuV/m)	Margin (dB)	Raw (dBuV)	Dist (m)	Condition	Azimuth (°)	Height (m)	Comment	AF (dB)	CL (dB)	PA (dB)
PK	5.588G	59.89	68.20	-8.31	54.24	3	Horizontal	9	1.94	-	34.31	6.28	34.94
PK	5.74G	117.34	Inf	-Inf	111.78	3	Horizontal	9	1.94	-	34.20	6.30	34.94
AV	5.743G	104.43	Inf	-Inf	98.87	3	Horizontal	9	1.94	-	34.20	6.30	34.94
PK	5.984G	59.12	68.20	-9.08	53.00	3	Horizontal	9	1.94	-	34.65	6.39	34.92

802.11ax HEW40-BF\_Nss1,(MCS0)\_4TX

16/07/2020

5755MHz\_TX



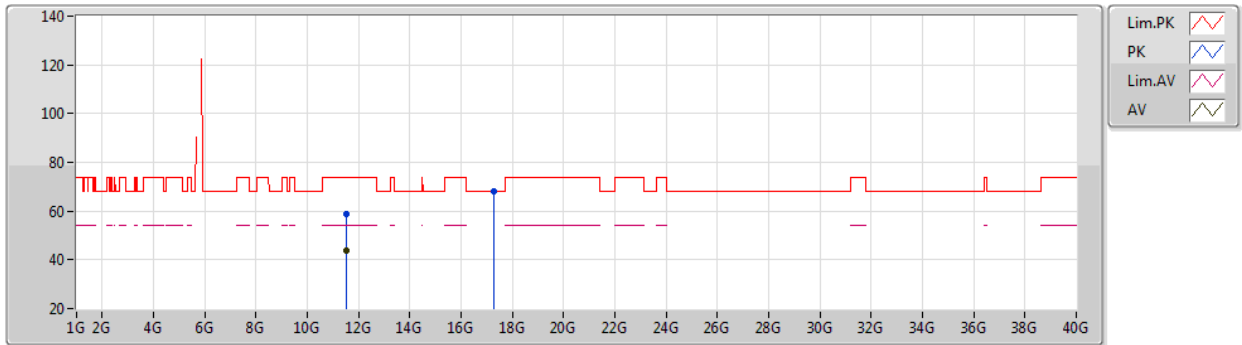
EUT Y\_4TX  
Setting 95  
03-A-P-2

Type	Freq (Hz)	Level (dBuV/m)	Limit (dBuV/m)	Margin (dB)	Raw (dBuV)	Dist (m)	Condition	Azimuth (°)	Height (m)	Comment	AF (dB)	CL (dB)	PA (dB)
PK	11.50965G	56.58	74.00	-17.42	41.53	3	Vertical	111	1.42	-	38.76	10.92	34.63
AV	11.50992G	44.95	54.00	-9.05	29.90	3	Vertical	111	1.42	-	38.76	10.92	34.63
PK	17.2618G	67.88	68.20	-0.32	48.95	3	Vertical	82	1.89	-	41.26	12.26	34.59

802.11ax HEW40-BF\_Nss1,(MCS0)\_4TX

16/07/2020

5755MHz\_TX



EUT Y\_4TX  
Setting 95  
03-A-P-2

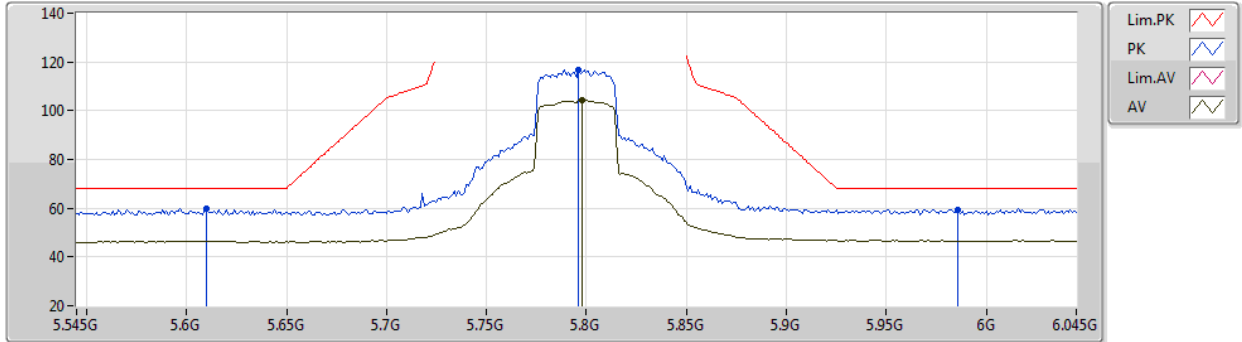
Type	Freq (Hz)	Level (dBuV/m)	Limit (dBuV/m)	Margin (dB)	Raw (dBuV)	Dist (m)	Condition	Azimuth (°)	Height (m)	Comment	AF (dB)	CL (dB)	PA (dB)
PK	11.51328G	58.69	74.00	-15.31	43.64	3	Horizontal	266	2.22	-	38.76	10.92	34.63
AV	11.50956G	44.04	54.00	-9.96	28.99	3	Horizontal	266	2.22	-	38.76	10.92	34.63
PK	17.2614G	67.88	68.20	-0.32	48.95	3	Horizontal	87	1.50	-	41.26	12.26	34.59



802.11ax HEW40-BF\_Nss1,(MCS0)\_4TX

16/07/2020

5795MHz\_TX



EUT Y\_4TX  
Setting 92  
03-A-P-2-10

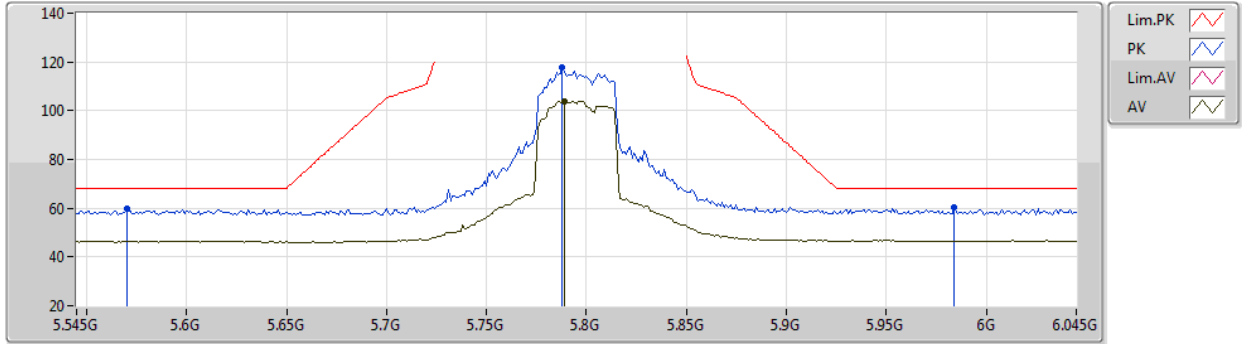
Type	Freq (Hz)	Level (dBuV/m)	Limit (dBuV/m)	Margin (dB)	Raw (dBuV)	Dist (m)	Condition	Azimuth (°)	Height (m)	Comment	AF (dB)	CL (dB)	PA (dB)
PK	5.61G	59.75	68.20	-8.45	54.10	3	Vertical	357	1.98	-	34.29	6.30	34.94
PK	5.796G	116.81	Inf	-Inf	111.24	3	Vertical	357	1.98	-	34.20	6.30	34.93
AV	5.798G	104.46	Inf	-Inf	98.89	3	Vertical	357	1.98	-	34.20	6.30	34.93
PK	5.986G	59.52	68.20	-8.68	53.39	3	Vertical	357	1.98	-	34.66	6.39	34.92



802.11ax HEW40-BF\_Nss1,(MCS0)\_4TX

16/07/2020

5795MHz\_TX



EUT Y\_4TX  
Setting 92  
03-A-P-2-10

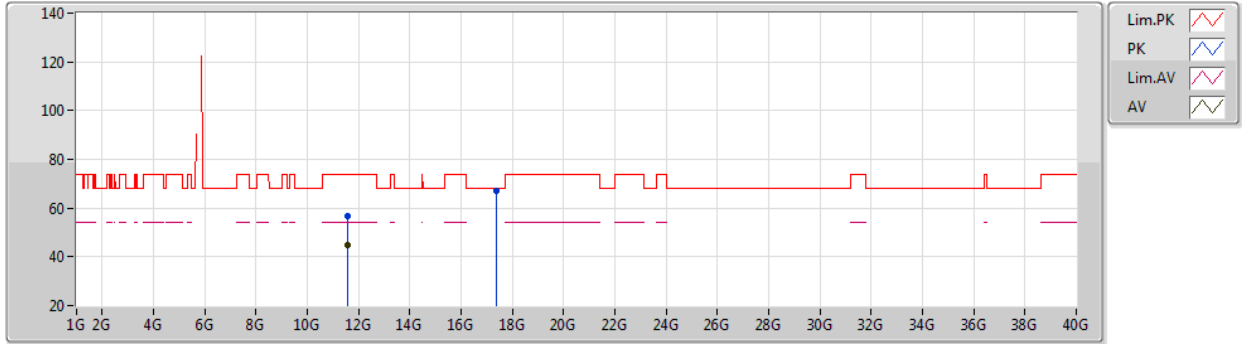
Type	Freq (Hz)	Level (dBuV/m)	Limit (dBuV/m)	Margin (dB)	Raw (dBuV)	Dist (m)	Condition	Azimuth (°)	Height (m)	Comment	AF (dB)	CL (dB)	PA (dB)
PK	5.57G	59.72	68.20	-8.48	54.07	3	Horizontal	0	2.00	-	34.33	6.26	34.94
PK	5.788G	117.62	Inf	-Inf	112.05	3	Horizontal	0	2.00	-	34.20	6.30	34.93
AV	5.789G	104.03	Inf	-Inf	98.46	3	Horizontal	0	2.00	-	34.20	6.30	34.93
PK	5.984G	60.10	68.20	-8.10	53.98	3	Horizontal	0	2.00	-	34.65	6.39	34.92



802.11ax HEW40-BF\_Nss1,(MCS0)\_4TX

16/07/2020

5795MHz\_TX



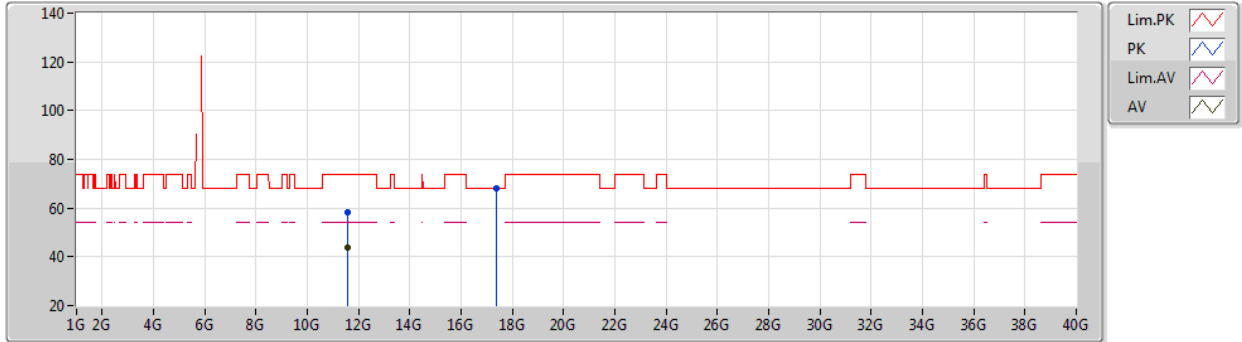
EUT Y\_4TX  
Setting 92  
03-A-P-2

Type	Freq (Hz)	Level (dBuV/m)	Limit (dBuV/m)	Margin (dB)	Raw (dBuV)	Dist (m)	Condition	Azimuth (°)	Height (m)	Comment	AF (dB)	CL (dB)	PA (dB)
PK	11.58972G	56.97	74.00	-17.03	41.84	3	Vertical	119	2.64	-	38.81	10.97	34.65
AV	11.58993G	44.87	54.00	-9.13	29.74	3	Vertical	119	2.64	-	38.81	10.97	34.65
PK	17.37788G	67.21	68.20	-0.99	47.67	3	Vertical	84	1.75	-	41.86	12.27	34.59

802.11ax HEW40-BF\_Nss1,(MCS0)\_4TX

16/07/2020

5795MHz\_TX



EUT Y\_4TX  
Setting 92  
03-A-P-2

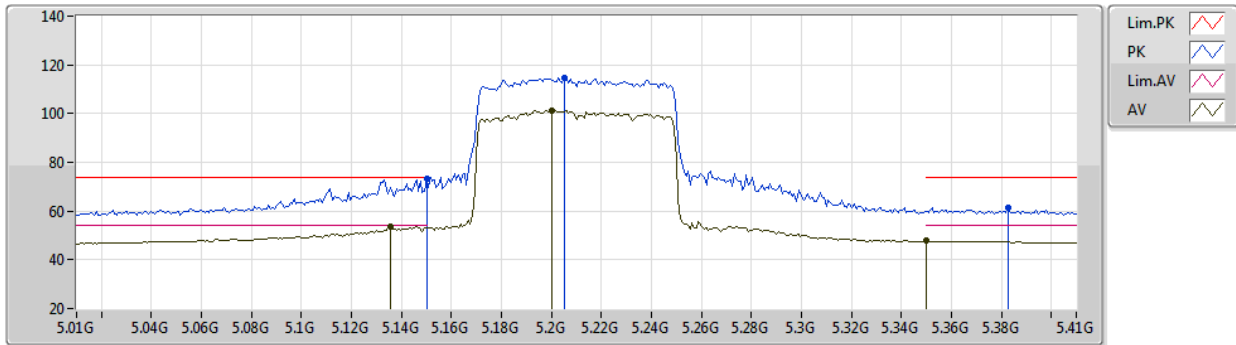
Type	Freq (Hz)	Level (dBuV/m)	Limit (dBuV/m)	Margin (dB)	Raw (dBuV)	Dist (m)	Condition	Azimuth (°)	Height (m)	Comment	AF (dB)	CL (dB)	PA (dB)
PK	11.58834G	58.33	74.00	-15.67	43.20	3	Horizontal	264	2.15	-	38.81	10.97	34.65
AV	11.58996G	44.03	54.00	-9.97	28.90	3	Horizontal	264	2.15	-	38.81	10.97	34.65
PK	17.3786G	68.16	68.20	-0.04	48.61	3	Horizontal	49	1.78	-	41.87	12.27	34.59



802.11ax HEW80-BF\_Nss1,(MCS0)\_4TX

16/07/2020

5210MHz\_TX



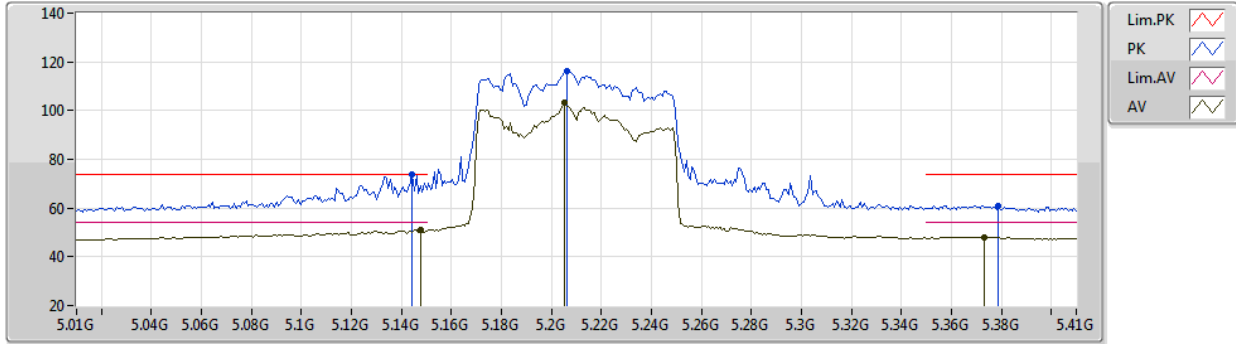
EUT Y\_4TX  
Setting 80  
04-F-R-5-10

Type	Freq (Hz)	Level (dBuV/m)	Limit (dBuV/m)	Margin (dB)	Raw (dBuV)	Dist (m)	Condition	Azimuth (°)	Height (m)	Comment	AF (dB)	CL (dB)	PA (dB)
PK	5.15G	73.48	74.00	-0.52	68.12	3	Vertical	231	1.80	-	33.05	5.11	32.80
AV	5.1356G	53.85	54.00	-0.15	48.51	3	Vertical	231	1.80	-	33.04	5.10	32.80
PK	5.2052G	114.48	Inf	-Inf	109.02	3	Vertical	231	1.80	-	33.11	5.13	32.78
AV	5.2004G	101.44	Inf	-Inf	95.99	3	Vertical	231	1.80	-	33.10	5.13	32.78
PK	5.3828G	61.39	74.00	-12.61	55.43	3	Vertical	231	1.80	-	33.45	5.22	32.71
AV	5.35G	47.71	54.00	-6.29	41.87	3	Vertical	231	1.80	-	33.35	5.21	32.72

802.11ax HEW80-BF\_Nss1,(MCS0)\_4TX

16/07/2020

5210MHz\_TX



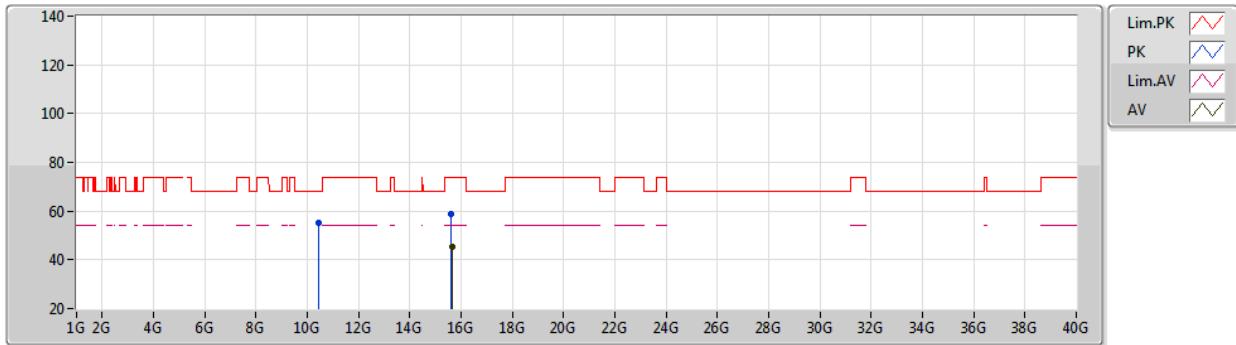
EUT Y\_4TX  
Setting 80  
04-F-R-5-10

Type	Freq (Hz)	Level (dBuV/m)	Limit (dBuV/m)	Margin (dB)	Raw (dBuV)	Dist (m)	Condition	Azimuth (°)	Height (m)	Comment	AF (dB)	CL (dB)	PA (dB)
PK	5.1444G	73.81	74.00	-0.19	68.47	3	Horizontal	0	2.10	-	33.04	5.10	32.80
AV	5.1476G	50.96	54.00	-3.04	45.61	3	Horizontal	0	2.10	-	33.05	5.10	32.80
PK	5.206G	116.33	Inf	-Inf	110.87	3	Horizontal	0	2.10	-	33.11	5.13	32.78
AV	5.2052G	103.24	Inf	-Inf	97.78	3	Horizontal	0	2.10	-	33.11	5.13	32.78
PK	5.3788G	61.11	74.00	-12.89	55.16	3	Horizontal	0	2.10	-	33.44	5.22	32.71
AV	5.3732G	48.14	54.00	-5.86	42.21	3	Horizontal	0	2.10	-	33.42	5.22	32.71

802.11ax HEW80-BF\_Nss1,(MCS0)\_4TX

16/07/2020

5210MHz\_TX



EUT Y\_4TX  
Setting 80  
04-F-R-5

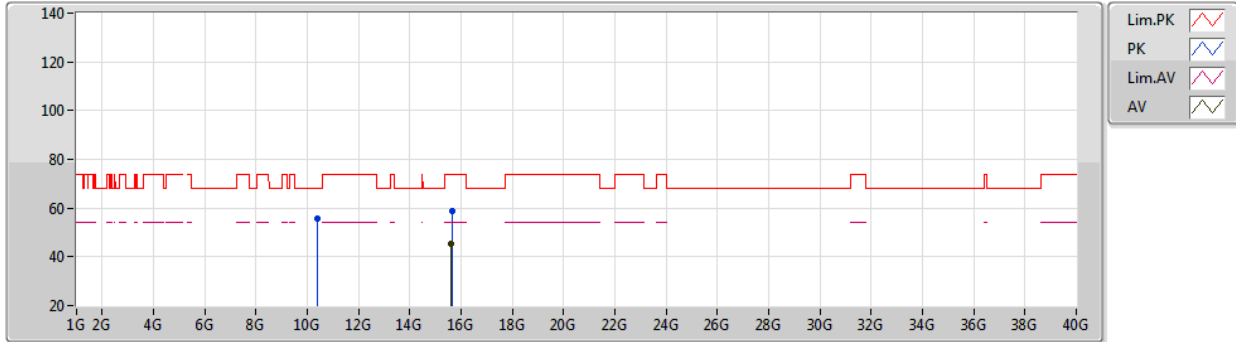
Type	Freq (Hz)	Level (dBuV/m)	Limit (dBuV/m)	Margin (dB)	Raw (dBuV)	Dist (m)	Condition	Azimuth (°)	Height (m)	Comment	AF (dB)	CL (dB)	PA (dB)
PK	10.4206G	55.30	68.20	-12.90	42.14	3	Vertical	101	1.96	-	38.94	7.58	33.36
PK	15.62788G	59.03	74.00	-14.97	44.96	3	Vertical	70	1.80	-	39.01	9.38	34.32
AV	15.63408G	45.26	54.00	-8.74	31.20	3	Vertical	70	1.80	-	39.00	9.38	34.32



802.11ax HEW80-BF\_Nss1,(MCS0)\_4TX

16/07/2020

5210MHz\_TX



EUT Y\_4TX  
Setting 80  
04-F-R-5

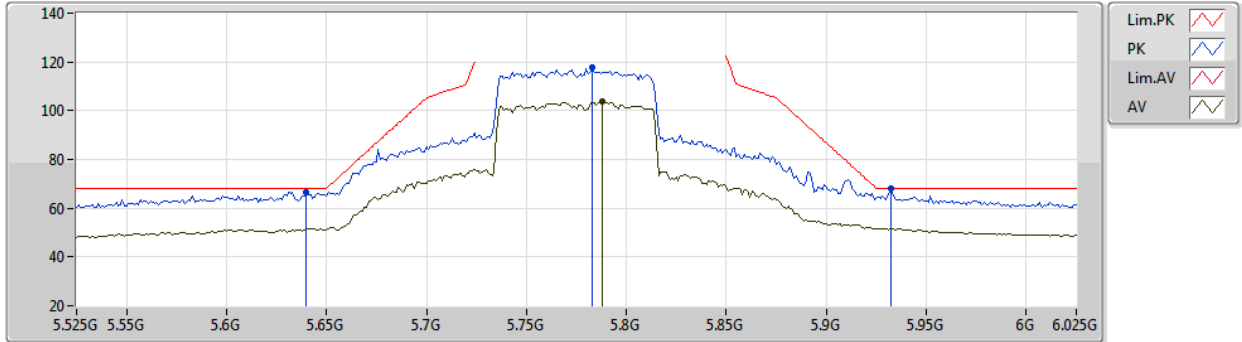
Type	Freq (Hz)	Level (dBuV/m)	Limit (dBuV/m)	Margin (dB)	Raw (dBuV)	Dist (m)	Condition	Azimuth (°)	Height (m)	Comment	AF (dB)	CL (dB)	PA (dB)
PK	10.41188G	55.66	68.20	-12.54	42.51	3	Horizontal	50	1.47	-	38.93	7.58	33.36
PK	15.63744G	58.93	74.00	-15.07	44.88	3	Horizontal	5	1.80	-	39.00	9.38	34.33
AV	15.62G	45.34	54.00	-8.66	31.26	3	Horizontal	5	1.80	-	39.02	9.38	34.32



802.11ax HEW80-BF\_Nss1,(MCS0)\_4TX

16/07/2020

5775MHz\_TX



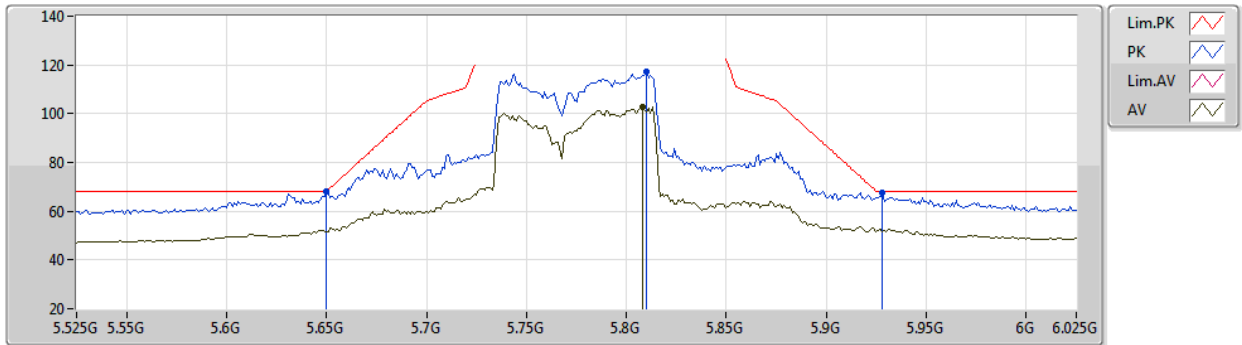
EUT Y\_4TX  
Setting 93  
04-F-R-5-10

Type	Freq (Hz)	Level (dBuV/m)	Limit (dBuV/m)	Margin (dB)	Raw (dBuV)	Dist (m)	Condition	Azimuth (°)	Height (m)	Comment	AF (dB)	CL (dB)	PA (dB)
PK	5.64G	66.78	68.20	-1.42	60.07	3	Vertical	258	1.45	-	34.04	5.39	32.72
PK	5.783G	117.88	Inf	-Inf	110.87	3	Vertical	258	1.45	-	34.27	5.50	32.76
AV	5.788G	103.98	Inf	-Inf	96.96	3	Vertical	258	1.45	-	34.28	5.50	32.76
PK	5.932G	67.97	68.20	-0.23	60.14	3	Vertical	258	1.45	-	35.03	5.61	32.81

802.11ax HEW80-BF\_Nss1,(MCS0)\_4TX

16/07/2020

5775MHz\_TX



EUT Y\_4TX  
Setting 93  
04-F-R-5-10

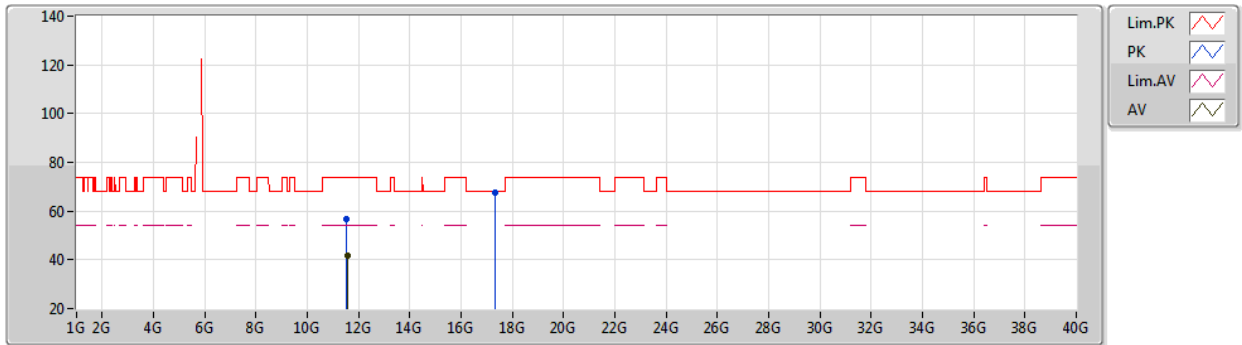
Type	Freq (Hz)	Level (dBuV/m)	Limit (dBuV/m)	Margin (dB)	Raw (dBuV)	Dist (m)	Condition	Azimuth (°)	Height (m)	Comment	AF (dB)	CL (dB)	PA (dB)
PK	5.65G	68.12	68.20	-0.08	61.40	3	Horizontal	357	1.77	-	34.05	5.40	32.73
PK	5.81G	117.28	Inf	-Inf	110.16	3	Horizontal	357	1.77	-	34.36	5.52	32.76
AV	5.808G	102.81	Inf	-Inf	95.70	3	Horizontal	357	1.77	-	34.35	5.52	32.76
PK	5.928G	67.65	68.20	-0.55	59.84	3	Horizontal	357	1.77	-	35.01	5.61	32.81



802.11ax HEW80-BF\_Nss1,(MCS0)\_4TX

16/07/2020

5775MHz\_TX



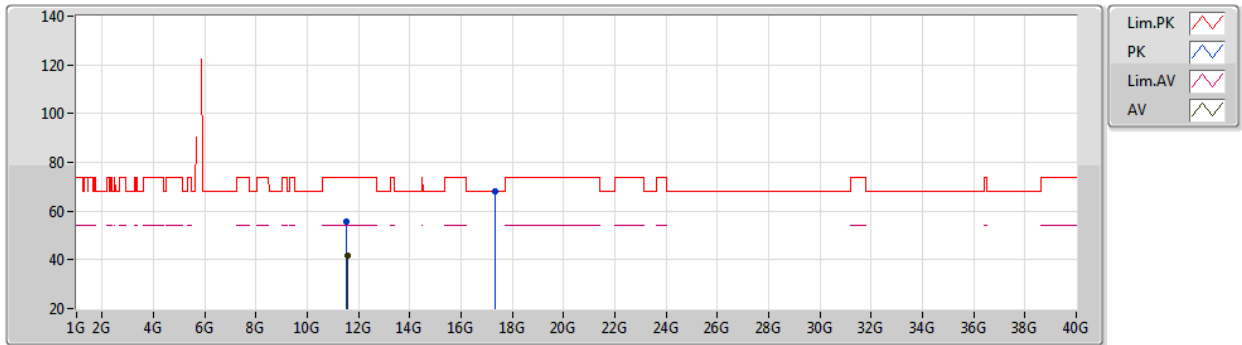
EUT Y\_4TX  
Setting 93  
04-F-R-5

Type	Freq (Hz)	Level (dBuV/m)	Limit (dBuV/m)	Margin (dB)	Raw (dBuV)	Dist (m)	Condition	Azimuth (°)	Height (m)	Comment	AF (dB)	CL (dB)	PA (dB)
PK	11.5472G	56.67	74.00	-17.33	43.43	3	Vertical	222	1.58	-	39.13	8.22	34.11
AV	11.55948G	41.60	54.00	-12.40	28.38	3	Vertical	222	1.58	-	39.12	8.22	34.12
PK	17.335G	67.50	68.20	-0.70	50.78	3	Vertical	79	1.80	-	41.10	10.11	34.49

802.11ax HEW80-BF\_Nss1,(MCS0)\_4TX

16/07/2020

5775MHz\_TX



EUT Y\_4TX  
Setting 93  
04-F-R-5

Type	Freq (Hz)	Level (dBuV/m)	Limit (dBuV/m)	Margin (dB)	Raw (dBuV)	Dist (m)	Condition	Azimuth (°)	Height (m)	Comment	AF (dB)	CL (dB)	PA (dB)
PK	11.5426G	55.76	74.00	-18.24	42.53	3	Horizontal	253	1.77	-	39.13	8.21	34.11
AV	11.55792G	41.66	54.00	-12.34	28.43	3	Horizontal	253	1.77	-	39.12	8.22	34.11
PK	17.31612G	68.18	68.20	-0.02	51.48	3	Horizontal	43	2.02	-	41.08	10.11	34.49