



# Test Setup Photos

**EUT Name:** 2.4 GHz Communications Option Board

**EUT Model:** ZOB

**FCC ID:** G8J ZGB1

**IC:** 4557C-ZGB1

FCC Title 47, Part 15, SubpartC, RSS-210 Issue 7

*Prepared for:*

John Casaer  
Elster Integrated Solutions, LLC  
208 South Rogers Lane  
Raleigh, NC 27610  
Tel: 919-250-5475  
Fax: 919-250-5439

*Prepared by:*

TUV Rheinland of North America  
762 Park Avenue  
Youngsville, NC 27596  
Tel: (919) 554-3668  
Fax: (919) 554-3542  
<http://www.tuv.com/>

*Report/Issue Date:* 4 December 2008

*Report Number:* 30863354.001 Test Setup

Test Setup Photos:




Photo of EUT - Intentional Radiator, Radiated Emissions, 30MHz to 1 GHz



Photo of EUT - Intentional Radiator, Radiated Emissions, 1 GHz to 18 GHz




Photo of EUT - Intentional Radiator, Radiated Emissions, 18 GHz to 25 GHz



Close up Photo of EUT - Intentional Radiator, Radiated Emissions



Photo of EUT – Un-intentional Radiator, Radiated Emissions, 30MHz to 1 GHz




Photo of EUT – Power Line Conducted emissions for both Un-intentional and intentional radiators