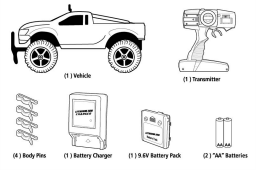


CONTENTS

Component Checklist



CAUTION!

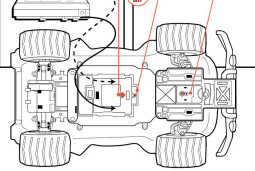
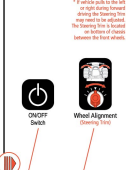
Do not recharge Battery Pack if it is hot or warm to the touch. Allow Battery Pack to cool before recharging. Recharging a hot or warm Battery Pack will shorten the life of the Pack.
Do not recharge a Battery Pack if it appears to be damaged or leaking.
Always unplug Charger when not in use.
Always remove Battery Pack from Battery Compartment when not in use.
Do not dispose batteries in fire. Leakage, explosion and personal injury may occur.
Dispose of Lithium Ion Battery Pack properly.
Do not attempt to disassemble Battery Pack or Charger.
Do not use Battery Charger for any use other than instructed in this booklet.
Only an adult should charge Batteries.
Do not attempt jumps or tricks with this vehicle.

VEHICLE

Battery Installation



Features



TRANSMITTER

Battery Installation

- Locate and remove the Battery Compartment Cover which is located on the front base of the Transmitter.
- Insert 7AM "AA" batteries. Make sure the positive (+) and negative (-) markings on the batteries match up to the ones inside the Battery Compartment.
- Replace the Battery Compartment Cover making certain that the Compartment tab has "snapped" into the locked position.

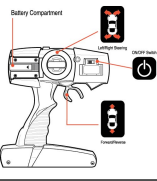
Note: When using Rechargeable Batteries, do not use alkaline batteries. Do not mix alkaline and rechargeable batteries.

Functions

Synching

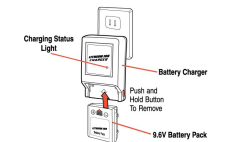
This Transmitter is equipped with 2.4GHz technology which allows up to 12 vehicles to be used at the same time.

When both the vehicle and transmitter have the batteries correctly installed and the transmitter will automatically sync with the vehicle.



Battery Charging

IMPORTANT!
The included 9.6V Lithium Ion battery pack is only PARTIALLY CHARGED prior to shipment and it is recommended the battery be fully charged before first use.



- Insert the 9.6V Lithium Ion rechargeable battery pack securely into the charger and push up to lock. Be sure the arrows are properly matched (as shown above).
- Plug the Charger into a standard indoor electrical outlet. This power unit is intended to be correctly operated in a wet or dry room position.
- Allow battery to charge for 1.5 hours. Charging Status Light will be red while battery is charging. When charging is complete, light will blink green.
- To remove the battery, press and hold the Release button and slide battery down to unlock.
- Charge will last approximately 18 minutes depending on terrain and driving style.

IMPORTANT! It is normal for the battery pack to become warm after charging and/or use. Be sure to allow the battery pack to cool before using or recharging. Recharging a warm battery pack will greatly reduce its battery life.

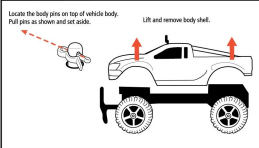
ATTENTION! PATENTS:
The Battery Charger & Battery Pack need to be periodically examined for potential hazards. Any potentially hazardous parts need to be repaired or replaced.

PROPER USE

Precautions and Care



Body Shell Removal



SUPPORT

Trouble Shooting & Support

- Problem - Vehicle does not move or moves slowly.**
- Has the Battery Pack been installed on the vehicle?
 - Are the rechargeable Battery Pack fully charged?
 - Are the metal contact tabs touching, rusty or dirty in the battery compartment?
 - Make certain there are fresh alkaline batteries in the transmitter and that they have been installed in the correct position.
 - Are the (+) and (-) markings on the alkaline batteries in the same position as the (+) and (-) markings in the Transmitter Battery Compartment?
 - Are the (+) and (-) markings on the Battery Pack in the same position as the (+) and (-) markings in the Battery Compartment?
 - Make certain that the vehicle ON/OFF switch is in the "ON" position.
- Problem - Vehicle moves by itself or exhibits reduced range from the transmitter.**
- Make certain there is no outside radio interference in your area. The best way to test this is to take the vehicle as far away from radio towers, electrical lines or tall buildings as possible to ensure further radio interference will occur.

FCC CAUTION:
Changes or modifications not expressly approved by the party responsible for compliance could void the user's authority to operate the equipment.

NOTE: This equipment has been tested and found to comply with the limits for a Class B digital device, pursuant to Part 15 of the FCC Rules. These limits are designed to provide reasonable protection against harmful interference in a residential installation. This equipment generates, uses and can radiate radio frequency energy and, if not installed and used in accordance with the instructions, may cause harmful interference to radio communications. However, there is no guarantee that interference will not occur in a particular installation. If the equipment does cause harmful interference, you may need to take additional measures, which can be determined by testing the equipment with the following measures:

- Reorient or relocate the receiving antenna.
- Increase the separation between the equipment and receiving antenna.
- Connect the equipment to a power outlet on a circuit different than that to which the receiver is connected.
- Consult the dealer or an experienced radio/TV technician for help.

This device complies with the original purpose that the product will be free of defects in materials and workmanship for 90 days from the date of purchase, to the extent such defect within the warranty period. New Bright does not warrant the product or any component. The warranty does not cover damage resulting from unauthorized modifications, accident, misuse or abuse.

Should your New Bright product cause the warranty, you will receive a Return Authorization (RA) number and instructions on how to obtain a Replacement Product. For Product Return Policy, see product literature, product or change product literature for details.

When returning a defective product, please package the product, the Product Return form and a copy of the dated sales receipt or proof of purchase. Items must be in the condition in which they were received. The product is shipped within a short sales receipt. It will be excluded from coverage under this warranty. Please allow 4-6 weeks for delivery of replacement or replacement product (depending on product involved).

New Bright's maximum liability for defects in materials and workmanship under this warranty shall be limited to repair or replacement of the said product, to the extent that such shall be reasonable for conditions, circumstances or component damage (except in those cases that do not allow for exclusion or limitation).

USA & Canada
30 Day Limited Warranty

Our High-Performance products are the original purpose that the product will be free of defects in materials and workmanship for 90 days from the date of purchase, to the extent such defect within the warranty period. New Bright does not warrant the product or any component. The warranty does not cover damage resulting from unauthorized modifications, accident, misuse or abuse.

Should your New Bright product cause the warranty, you will receive a Return Authorization (RA) number and instructions on how to obtain a Replacement Product. For Product Return Policy, see product literature, product or change product literature for details.

When returning a defective product, please package the product, the Product Return form and a copy of the dated sales receipt or proof of purchase. Items must be in the condition in which they were received. The product is shipped within a short sales receipt. It will be excluded from coverage under this warranty. Please allow 4-6 weeks for delivery of replacement or replacement product (depending on product involved).

New Bright's maximum liability for defects in materials and workmanship under this warranty shall be limited to repair or replacement of the said product, to the extent that such shall be reasonable for conditions, circumstances or component damage (except in those cases that do not allow for exclusion or limitation).

Made in the USA & Canada.

Contact New Bright Customer Service Team Toll Free at
1-877-624-8877
Monday through Friday, 9:00 AM to 5:00 PM Eastern Time
Email: usa@newbright.com

CAUTION-ELECTRICALLY OPERATED PRODUCT.
NOT RECOMMENDED FOR CHILDREN UNDER 16 YEARS OF AGE.
WITH ALL ELECTRIC PRODUCTS, PRECAUTIONS SHOULD BE OBSERVED TO PREVENT FIRE, HAZARD AND USE TO PREVENT ELECTRICAL SHOCK. INPUT: 120V AC. OUTPUT: 5.1V DC. 500MA.

NEW BRIGHT
OWNER'S MANUAL

Please read and understand all precautions prior to use.

Thank you for choosing a premium New Bright product.

REF: 63-12018-22081

LB20170901-0283-18

Filename: 81021_Eng(283-18)_Front_cou.ai
Software: Adobe Illustrator CS6
Color: K=178bc
Date: 2018-06-22
By: LLLing