



## STC Test Report

Date : 2007-11-12

Page 1 of 16

No. : HM160512

**Applicant (NEB001):** NEW BRIGHT INDUSTRIAL CO., LTD.  
9/F., NEW BRIGHT BUILDING,  
11 SHEUNG YUET ROAD, KOWLOON BAY,  
KOWLOON, HONG KONG.

**Manufacturer:** NEW BRIGHT INDUSTRIAL CO., LTD.  
9/F., NEW BRIGHT BUILDING,  
11 SHEUNG YUET ROAD, KOWLOON BAY,  
KOWLOON, HONG KONG.

**Description of Samples:**

Product:	Radio Control Toy Transmitter
Brand Name:	NEW BRIGHT
Model Number:	G6D709HH
FCC ID:	G6D709HH

**Date Samples Received:** 2007-11-06

**Date Tested:** 2007-11-07

**Investigation Requested:** Perform ElectroMagnetic Interference measurement in accordance with FCC 47CFR [Codes of Federal Regulations] Part 15: 2006 and ANSI C63.4:2003 for FCC Certification.

**Conclusions:** The submitted product COMPLIED with the requirements of Federal Communications Commission [FCC] Rules and Regulations Part 15. The tests were performed in accordance with the standards described above and on Section 2.2 in this Test Report.

**Remarks:** ----

---

Dr. LEE Kam Chuen,  
ElectroMagnetic Compatibility Department  
For and on behalf of  
The Hong Kong Standards and Testing Centre Ltd.

**The Hong Kong Standards and Testing Centre Ltd.**

10 Dai Wang Street, Taipo Industrial Estate, N.T., Hong Kong

Tel: (852) 2666 1888 Fax: (852) 2664 4353 Homepage: [www.hkstc.org](http://www.hkstc.org) E-mail: [hkstc@hkstc.org](mailto:hkstc@hkstc.org)

This report shall not be reproduced unless with prior written approval from the Hong Kong Standards and Testing Centre Ltd.

For full text of "Conditions of Issuance of Test Report", please refer to overleaf or refer to the website of Homepage.



## STC Test Report

Date : 2007-11-12

Page 2 of 16

No. : HM16512

### **CONTENT:**

Cover	Page 1 of 16
Content	Page 2-3 of 16
<b><u>1.0</u></b> <b><u>General Details</u></b>	
1.1 Test Laboratory	Page 4 of 16
1.2 Applicant Details Applicant Manufacturer	Page 4 of 16
1.3 Equipment Under Test [EUT] Description of EUT operation	Page 5 of 16
1.4 Date of Order	Page 5 of 16
1.5 Submitted Samples	Page 5 of 16
1.6 Test Duration	Page 5 of 16
1.7 Country of Origin	Page 5 of 16
<b><u>2.0</u></b> <b><u>Technical Details</u></b>	
2.1 Investigations Requested	Page 6 of 16
2.2 Test Standards and Results Summary	Page 6 of 16
<b><u>3.0</u></b> <b><u>Test Results</u></b>	
3.1 Emission	Page 7-9 of 16
3.2 Bandwidth Measurement	Page 10-11 of 16

**The Hong Kong Standards and Testing Centre Ltd.**

10 Dai Wang Street, Taipo Industrial Estate, N.T., Hong Kong  
Tel: (852) 2666 1888 Fax: (852) 2664 4353 Homepage: [www.hkstc.org](http://www.hkstc.org) E-mail: [hkstc@hkstc.org](mailto:hkstc@hkstc.org)

This report shall not be reproduced unless with prior written approval from The Hong Kong Standards and Testing Centre Ltd.

For Conditions of Issuance of this test report, please refer to the overleaf or Homepage



## STC Test Report

Date : 2007-11-12

Page 3 of 16

No. : HM16512

### Appendix A

List of Measurement Equipment

Page 12 of 16

### Appendix B

Duty Cycle Correction During 100 msec

Page 13-14 of 16

### Appendix C

Photographs

Page 15-16 of 16

**The Hong Kong Standards and Testing Centre Ltd.**

10 Dai Wang Street, Taipo Industrial Estate, N.T., Hong Kong

Tel: (852) 2666 1888 Fax: (852) 2664 4353 Homepage: [www.hkstc.org](http://www.hkstc.org) E-mail: [hkstc@hkstc.org](mailto:hkstc@hkstc.org)

This report shall not be reproduced unless with prior written approval from The Hong Kong Standards and Testing Centre Ltd.

For Conditions of Issuance of this test report, please refer to the overleaf or Homepage



## **STC Test Report**

Date : 2007-11-12

Page 4 of 16

No. : HM16512

### **1.0 General Details**

#### **1.1 Test Laboratory**

The Hong Kong Standards and Testing Centre Ltd.  
EMC Laboratory  
10 Dai Wang Street, Taipo Industrial Estate  
New Territories, Hong Kong

Telephone: 852 2666 1888

Fax: 852 2664 4353

#### **1.2 Applicant Details**

##### **Applicant**

NEW BRIGHT INDUSTRIAL CO., LTD.  
9/F., NEW BRIGHT BUILDING,  
11 SHEUNG YUET ROAD, KOWLOON BAY,  
KOWLOON, HONG KONG.

##### **Manufacturer**

NEW BRIGHT INDUSTRIAL CO., LTD.  
9/F., NEW BRIGHT BUILDING,  
11 SHEUNG YUET ROAD, KOWLOON BAY,  
KOWLOON, HONG KONG.

**The Hong Kong Standards and Testing Centre Ltd.**

10 Dai Wang Street, Taipo Industrial Estate, N.T., Hong Kong

Tel: (852) 2666 1888 Fax: (852) 2664 4353 Homepage: [www.hkstc.org](http://www.hkstc.org) E-mail: [hkstc@hkstc.org](mailto:hkstc@hkstc.org)

This report shall not be reproduced unless with prior written approval from The Hong Kong Standards and Testing Centre Ltd.

For Conditions of Issuance of this test report, please refer to the overleaf or Homepage



## STC Test Report

Date : 2007-11-12

Page 5 of 16

No. : HM16512

### **1.3 Equipment Under Test [EUT]**

#### **Description of Sample**

Product: Radio Control Toy Transmitter  
Manufacturer: NEW BRIGHT INDUSTRIAL CO., LTD.  
Brand Name: NEW BRIGHT  
Model Number: G6D709HH  
Rating: 3Vd.c. ("AA" size battery x 2)

#### **1.3.1 Description of EUT Operation**

The Equipment Under Test (EUT) is a NEW BRIGHT INDUSTRIAL CO., LTD., Radio Control Toy Transmitter. The transmitter is a 2 joysticks transmitter. The EUT continues to transmit while joystick is being pressed, It is joystick transmitter, Modulation by IC, and type is Pulse modulation.

### **1.4 Date of Order**

2007-11-06

### **1.5 Submitted Sample(s):**

1 Sample

### **1.6 Test Duration**

2007-11-07

### **1.7 Country of Origin**

China

#### **The Hong Kong Standards and Testing Centre Ltd.**

10 Dai Wang Street, Taipo Industrial Estate, N.T., Hong Kong  
Tel: (852) 2666 1888 Fax: (852) 2664 4353 Homepage: [www.hkstc.org](http://www.hkstc.org) E-mail: [hkstc@hkstc.org](mailto:hkstc@hkstc.org)

This report shall not be reproduced unless with prior written approval from The Hong Kong Standards and Testing Centre Ltd.

For Conditions of Issuance of this test report, please refer to the overleaf or Homepage



## STC Test Report

Date : 2007-11-12

Page 6 of 16

No. : HM16512

### **2.0 Technical Details**

#### **2.1 Investigations Requested**

Perform ElectroMagnetic Interference measurement in accordance with FCC 47CFR [Codes of Federal Regulations] Part 15: 2006 and ANSI C63.4:2003 for FCC Certification.

#### **2.2 Test Standards and Results Summary Tables**

EMISSION Results Summary						
Test Condition	Test Requirement	Test Method	Class / Severity	Test Result		
				Pass	Failed	N/A
Field Strength of Fundamental Emissions & Spurious Emissions	FCC 47CFR 15.227	ANSI C63.4:2003	N/A	<input checked="" type="checkbox"/>	<input type="checkbox"/>	<input type="checkbox"/>
Radiated Emissions	FCC 47CFR 15.209	ANSI C63.4:2003	N/A	<input checked="" type="checkbox"/>	<input type="checkbox"/>	<input type="checkbox"/>

Note: N/A - Not Applicable

**The Hong Kong Standards and Testing Centre Ltd.**

10 Dai Wang Street, Taipo Industrial Estate, N.T., Hong Kong

Tel: (852) 2666 1888 Fax: (852) 2664 4353 Homepage: www.hkstc.org E-mail: hkstc@hkstc.org

This report shall not be reproduced unless with prior written approval from The Hong Kong Standards and Testing Centre Ltd.

For Conditions of Issuance of this test report, please refer to the overleaf or Homepage



## STC Test Report

Date : 2007-11-12

Page 7 of 16

No. : HM16512

### **3.0 Test Results**

#### **3.1 Emission**

##### **3.1.1 Radiated Emissions (30 – 1000MHz)**

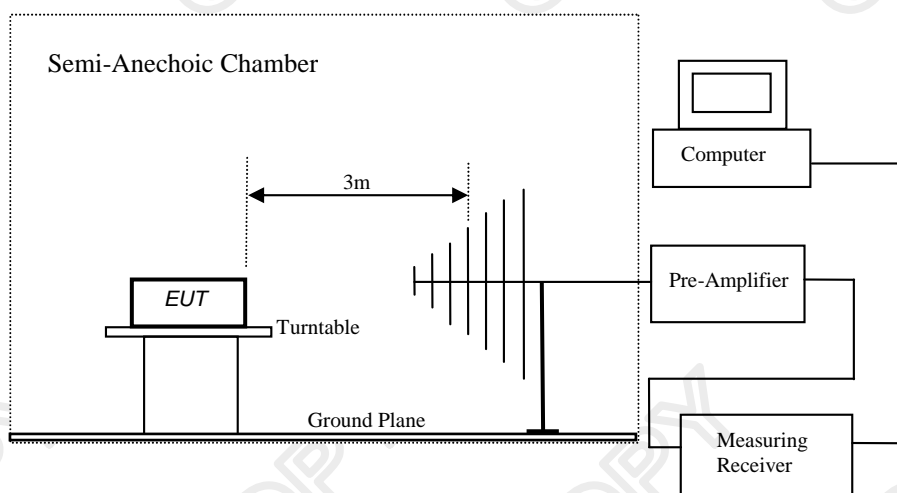
Test Requirement: FCC 47CFR 15.227  
Test Method: ANSI C63.4:2003  
Test Date: 2007-11-07  
Mode of Operation: Tx mode

#### **Test Method:**

The sample was placed 0.8m above the ground plane on a standard radiated emission test site. Measurements in both horizontal and vertical polarities were performed. During the test, each emission was maximized by: having the EUT continuously working, investigated all operating modes, rotated about all 3 axis (X, Y & Z) and considered typical configuration to obtain worst position, manipulating interconnecting cables, rotating turntable, varying antenna height from 1m to 4m in both horizontal and vertical polarizations. In the frequency range of 9kHz to 30MHz, The center of the loop antenna shall be 1 meter above the ground and rotated loop axis for maximum reading. The emissions worst-case are shown in Test Results of the following pages.

\*: Semi-Anechoic Chamber located on the G/F of HKSTC with a metal ground plane filed with the FCC pursuant to section 2.948 of the FCC rules, with Registration Number: 607756.

#### **Test Setup:**



### **The Hong Kong Standards and Testing Centre Ltd.**

10 Dai Wang Street, Taipo Industrial Estate, N.T., Hong Kong  
Tel: (852) 2666 1888 Fax: (852) 2664 4353 Homepage: [www.hkstc.org](http://www.hkstc.org) E-mail: [hkstc@hkstc.org](mailto:hkstc@hkstc.org)

This report shall not be reproduced unless with prior written approval from The Hong Kong Standards and Testing Centre Ltd.

For Conditions of Issuance of this test report, please refer to the overleaf or Homepage



## STC Test Report

Date : 2007-11-12

Page 8 of 16

No. : HM16512

### Limits for Field Strength of Fundamental Emissions [FCC 47CFR 15.227]:

Frequency Range of Fundamental [MHz]	Field Strength of Fundamental Emission [Peak] [ $\mu\text{V}/\text{m}$ ]	Field Strength of Fundamental Emission [Average] [ $\mu\text{V}/\text{m}$ ]
26.96-27.28	100,000	10,000

### Results of Tx Mode: PASS

Field Strength of Fundamental Emissions Peak Value						
Frequency MHz	Measured Level @3m dB $\mu\text{V}$	Correction Factor dB/m	Field Strength dB $\mu\text{V}/\text{m}$	Field Strength $\mu\text{V}/\text{m}$	Limit @3m $\mu\text{V}/\text{m}$	E-Field Polarity
27.145	60.50	10.4	70.9	3,507.5	100,000	Vertical

Field Strength of Fundamental Emissions Average							
Frequency MHz	Measured Level @3m dB $\mu\text{V}$	Adjusted by Duty Cycle dB	Correction Factor dB/m	Field Strength dB $\mu\text{V}/\text{m}$	Field Strength $\mu\text{V}/\text{m}$	Limit @3m $\mu\text{V}/\text{m}$	E-Field Polarity
27.145	52.9	-7.60	10.4	63.3	1,462.2	10,000	Vertical

According to FCC 47CFR15.35, the limit on the radio frequency emissions as measured using instrumentation with a peak detector function, corresponding to 20dB above the maximum permitted average limit for the frequency being investigated unless a different peak emission limit is otherwise specified in the rules.

Remarks:

Correction Factor includes Antenna Factor and Cable Attenuation.  
Calculated measurement uncertainty: 30MHz to 1GHz 5.2dB

### The Hong Kong Standards and Testing Centre Ltd.

10 Dai Wang Street, Taipo Industrial Estate, N.T., Hong Kong  
Tel: (852) 2666 1888 Fax: (852) 2664 4353 Homepage: www.hkstc.org E-mail: hkstc@hkstc.org

This report shall not be reproduced unless with prior written approval from The Hong Kong Standards and Testing Centre Ltd.

For Conditions of Issuance of this test report, please refer to the overleaf or Homepage





## STC Test Report

Date : 2007-11-12

Page 9 of 16

No. : HM16512

### Limits for Radiated Emissions [FCC 47 CFR 15.209]:

Frequency Range [MHz]	Quasi-Peak Limits [ $\mu\text{V}/\text{m}$ ]
30-88	100
88-216	150
216-960	200
Above960	500

The emission limits shown in the above table are based on measurement employing a CISPR quasi-peak detector and above 1000MHz are based on measurements employing an average detector.

### Results of Tx Mode: PASS

Radiated Emissions Quasi-Peak						
Frequency MHz	Measured Level @3m dB $\mu\text{V}$	Correction Factor dB/m	Field Strength dB $\mu\text{V}/\text{m}$	Field Strength $\mu\text{V}/\text{m}$	Limit @3m $\mu\text{V}/\text{m}$	E-Field Polarity
54.30	16.0	9.1	25.1	18.0	100	Vertical
81.44	< 1.0	8.1	< 9.1	< 2.9	100	Vertical
108.58	< 1.0	10.7	< 11.7	< 3.8	150	Vertical
135.73	< 1.0	10.2	< 11.2	< 3.6	150	Vertical
162.87	< 1.0	11.9	< 12.9	< 4.4	150	Vertical
190.02	< 1.0	12.4	< 13.4	< 4.7	150	Vertical
217.16	< 1.0	12.8	< 13.8	< 4.9	200	Vertical
244.31	< 1.0	15.0	< 16.0	< 6.3	200	Vertical
271.45	< 1.0	16.1	< 17.1	< 7.2	200	Vertical

### Remarks:

No further spurious emissions found between lowest internal frequency and 30MHz

Correction Factor includes Antenna Factor and Cable Attenuation.

Calculated measurement uncertainty: 30MHz to 1GHz 5.2dB

### The Hong Kong Standards and Testing Centre Ltd.

10 Dai Wang Street, Taipo Industrial Estate, N.T., Hong Kong

Tel: (852) 2666 1888 Fax: (852) 2664 4353 Homepage: www.hkstc.org E-mail: hkstc@hkstc.org

This report shall not be reproduced unless with prior written approval from The Hong Kong Standards and Testing Centre Ltd.

For Conditions of Issuance of this test report, please refer to the overleaf or Homepage



## STC Test Report

Date : 2007-11-12

Page 10 of 16

No. : HM16512

### 3.2 20dB Bandwidth of Fundamental Emission

Test Requirement: FCC 47 CFR 15.227  
Test Method: ANSI C63.4:2003 (Section 13.1.7)  
Test Date: 2007-11-07  
Mode of Operation: On mode

#### **Test Method:**

The bandwidth is measured at an amplitude level reduced from the reference level by a specified ratio. The reference level is the level of the highest amplitude signal observed from the transmitter at the fundamental frequency. Once the reference level is established, the equipment is conditioned with typical modulating signal to produce the worst-case (i.e. the widest) bandwidth.

#### **Test Setup:**

As Test Setup of clause 3.1.1 in this test report.

**The Hong Kong Standards and Testing Centre Ltd.**

10 Dai Wang Street, Taipo Industrial Estate, N.T., Hong Kong

Tel: (852) 2666 1888 Fax: (852) 2664 4353 Homepage: [www.hkstc.org](http://www.hkstc.org) E-mail: [hkstc@hkstc.org](mailto:hkstc@hkstc.org)

This report shall not be reproduced unless with prior written approval from The Hong Kong Standards and Testing Centre Ltd.

For Conditions of Issuance of this test report, please refer to the overleaf or Homepage



## STC Test Report

Date : 2007-11-12

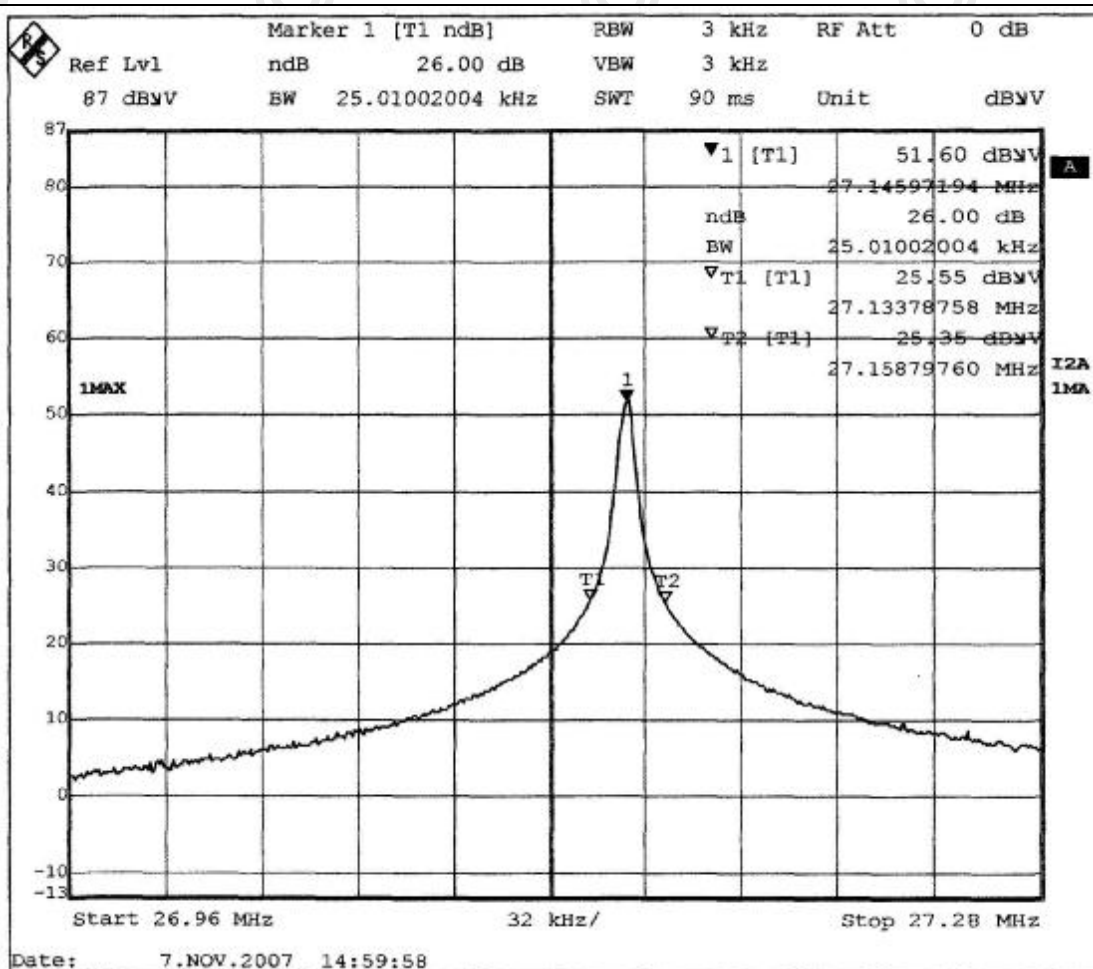
Page 11 of 16

No. : HM16512

**Limits for 20dB Bandwidth of Fundamental Emission:**

Frequency Range [MHz]	20dB Bandwidth [KHz]	FCC Limits [MHz]
27.145	25.01	within 26.96-27.28

**20dB Bandwidth of Fundamental Emission**



**The Hong Kong Standards and Testing Centre Ltd.**

10 Dai Wang Street, Taipo Industrial Estate, N.T., Hong Kong  
 Tel: (852) 2666 1888 Fax: (852) 2664 4353 Homepage: www.hkstc.org E-mail: hkstc@hkstc.org

This report shall not be reproduced unless with prior written approval from The Hong Kong Standards and Testing Centre Ltd.

For Conditions of Issuance of this test report, please refer to the overleaf or Homepage



## STC Test Report

Date : 2007-11-12

Page 12 of 16

No. : HM16512

### Appendix A

#### List of Measurement Equipment

##### Radiated Emission

EQP NO.	DESCRIPTION	MANUFACTURER	MODEL NO.	SERIAL NO.	LAST CAL	DUE CAL
EM007	SPECTRUM ANALYZER	HEWLETT PACKARD	HP85660B	3144A21192	2006/12/29	2007/12/29
EM008	SPECTRUM ANALYZER DISPLAY	HEWLETT PACKARD	HP85662A	3144A20514	2006/12/29	2007/12/29
EM009	QUASPEAK ADAPTOR	HEWLETT PACKARD	HP85650A	3303A01702	2006/12/29	2007/12/29
EM010	RF PRESELECTOR	HEWLETT PACKARD	HP85685A	3221A01410	2006/12/29	2007/12/29
EM011	ATTENUATOR/SWITCH	HEWLETT PACKARD	HP11713A	2508A10595	2006/12/29	2007/12/29
EM012	PRE-AMPLIFIER	HEWLETT PACKARD	HP8449B	3008A00262	2006/12/29	2007/12/29
EM020	HORN ANTENNA	ETS-LINGGREN	3115	4032	2006/07/11	2008/07/11
EM022	LOOP ANTENNA	ETS-LINGGREN	6502	1189-2424	2006/07/26	2008/07/26
EM181	EMI TEST RECEIVER	ROHDE & SCHWARZ	ESIB 7	100072	22007/06/08	2008/06/08
EM215	MULTIDEVICE CONTROLLER	ETS-LINGGREN	2090	00024676	N/A	N/A
EM216	MINI MAST SYSTEM	ETS-LINGGREN	2075	00026842	N/A	N/A
EM217	ELECTRIC POWERED TURNTABLE	ETS-LINGGREN	2088	00029144	N/A	N/A
EM218	ANECHOIC CHAMBER	ETS-LINGGREN	FACT-3	--	2007/05/02	2008/05/02
EM219	BICONILOG ANTENNA	ETS-LINGGREN	3142C	00029071	2006/02/01	2008/02/01
EM229	EMI TEST RECEIVER	ROHDE & SCHWARZ	ESIB 40	100248	2007/07/11	2008/07/11

#### Remarks:-

CM Corrective Maintenance  
N/A Not Applicable or Not Available  
TBD To Be Determined

#### The Hong Kong Standards and Testing Centre Ltd.

10 Dai Wang Street, Taipo Industrial Estate, N.T., Hong Kong  
Tel: (852) 2666 1888 Fax: (852) 2664 4353 Homepage: www.hkstc.org E-mail: hkstc@hkstc.org

This report shall not be reproduced unless with prior written approval from The Hong Kong Standards and Testing Centre Ltd.

For Conditions of Issuance of this test report, please refer to the overleaf or Homepage



## STC Test Report

Date : 2007-11-12

Page 13 of 16

No. : HM16512

### Appendix B

#### Duty Cycle Correction During 100msec

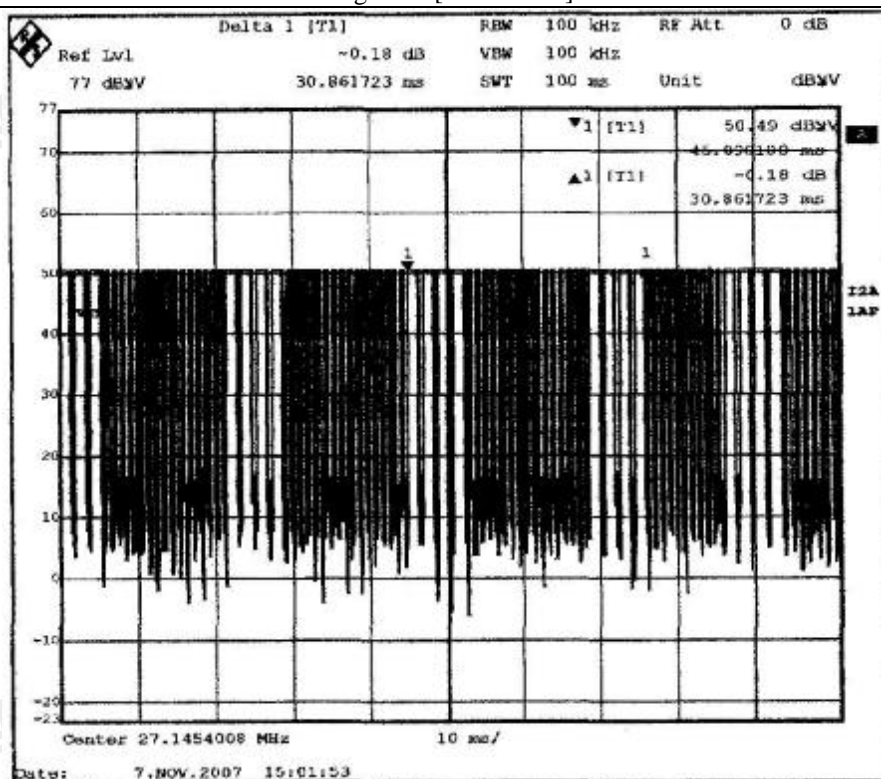
Each function key sends a different series of characters, but each packet period (30.86msec) never exceeds a series of 4 long (1.44msec) or 16 short (440.88µsec) pulses. Assuming any combination of short and long pulses may be obtained due to encoding the worst case transmit duty cycle would be considered  $4 \times 1.44\text{msec} + 16 \times 440.88\mu\text{sec}$  per 30.86msec = 41.5% duty cycle. Figure A through C show the characteristics of the pulse train for one of these functions.

Remarks:

Duty Cycle Correction =  $20\text{Log}(0.415) = -7.6\text{dB}$

The following figures [Figure A to Figure C] show the characteristics of the pulse train for one of these functions.

Figure A [Pulse Train]



**The Hong Kong Standards and Testing Centre Ltd.**

10 Dai Wang Street, Taipo Industrial Estate, N.T., Hong Kong

Tel: (852) 2666 1888 Fax: (852) 2664 4353 Homepage: www.hkstdc.org E-mail: hkstdc@hkstdc.org

This report shall not be reproduced unless with prior written approval from The Hong Kong Standards and Testing Centre Ltd.

For Conditions of Issuance of this test report, please refer to the overleaf or Homepage



## STC Test Report

Date : 2007-11-12

Page 14 of 16

No. : HM16512

Figure B [Long Pulse]

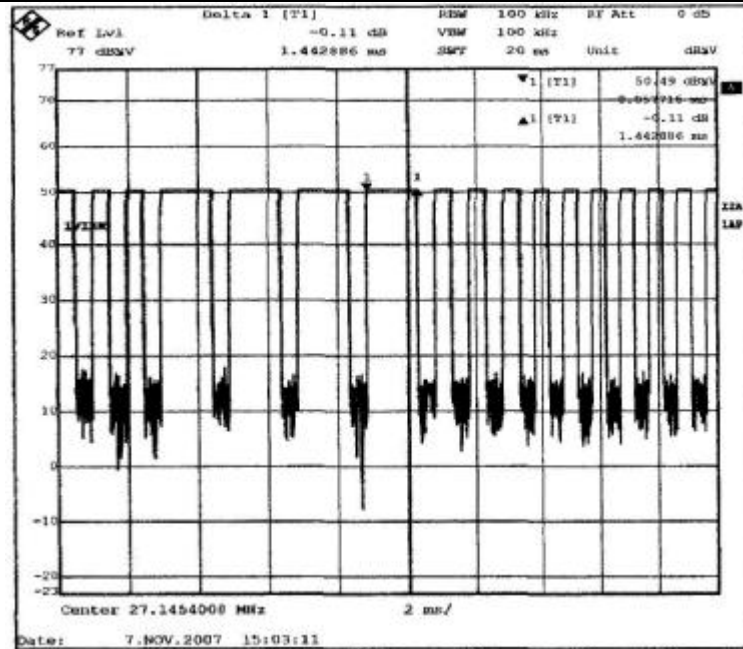
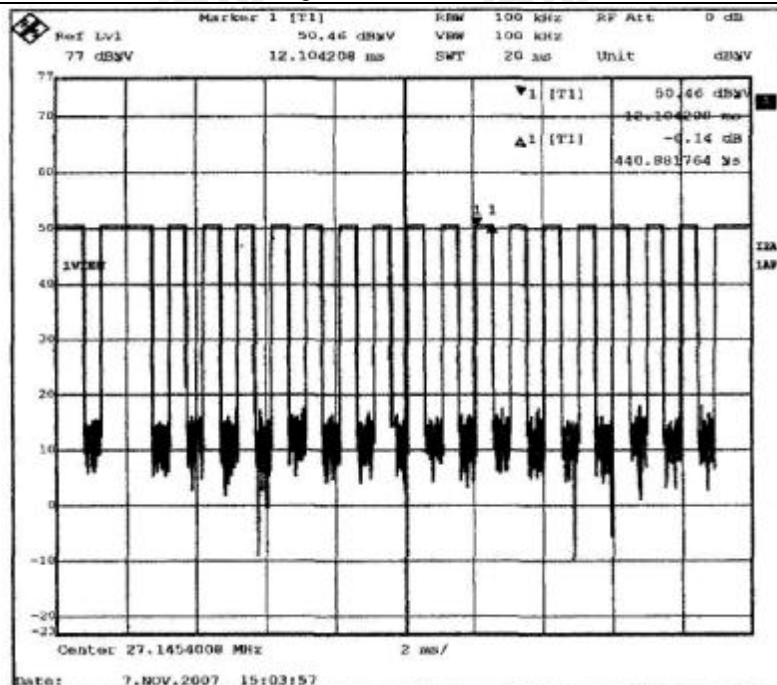


Figure C [Short Pulse]



The Hong Kong Standards and Testing Centre Ltd.

10 Dai Wang Street, Taipo Industrial Estate, N.T., Hong Kong

Tel: (852) 2666 1888 Fax: (852) 2664 4353 Homepage: www.hkstdc.org E-mail: hkstdc@hkstdc.org

This report shall not be reproduced unless with prior written approval from The Hong Kong Standards and Testing Centre Ltd.

For Conditions of Issuance of this test report, please refer to the overleaf or Homepage





## STC Test Report

Date : 2007-11-12

Page 15 of 16

No. : HM16512

### Appendix C

#### Photographs of EUT

Front View of the product



Rear View of the product



Inner Circuit Top View



Inner Circuit Bottom View



**The Hong Kong Standards and Testing Centre Ltd.**

10 Dai Wang Street, Taipo Industrial Estate, N.T., Hong Kong

Tel: (852) 2666 1888 Fax: (852) 2664 4353 Homepage: [www.hkstc.org](http://www.hkstc.org) E-mail: [hkstc@hkstc.org](mailto:hkstc@hkstc.org)

This report shall not be reproduced unless with prior written approval from The Hong Kong Standards and Testing Centre Ltd.

For Conditions of Issuance of this test report, please refer to the overleaf or Homepage



## STC Test Report


Date : 2007-11-12

Page 16 of 16

No. : HM16512

### Photographs of EUT

#### Measurement of Radiated Emission Test Set Up



\*\*\*\*\* End of Test Report \*\*\*\*\*

**The Hong Kong Standards and Testing Centre Ltd.**

10 Dai Wang Street, Taipo Industrial Estate, N.T., Hong Kong

Tel: (852) 2666 1888 Fax: (852) 2664 4353 Homepage: [www.hkstc.org](http://www.hkstc.org) E-mail: [hkstc@hkstc.org](mailto:hkstc@hkstc.org)

This report shall not be reproduced unless with prior written approval from The Hong Kong Standards and Testing Centre Ltd.

For Conditions of Issuance of this test report, please refer to the overleaf or Homepage