

## INTERTEK TESTING SERVICES

---

### 3.4 Line Conducted Emission Configuration Photograph

Worst Case Line-Conducted Configuration

Front View

at 0.470 MHz



## INTERTEK TESTING SERVICES


---

### 3.4 Line Conducted Emission Configuration Photograph (cont)

Worst Case Line-Conducted Configuration

Rear View

at 0.470 MHz



## INTERTEK TESTING SERVICES


---

### 3.4 Line Conducted Emission Configuration Photograph (cont)

Worst Case Line-Conducted Configuration

Side View

at 0.470 MHz



## INTERTEK TESTING SERVICES


---

### 3.2 Radiated Emission Configuration Photograph

Worst Case Radiated Emission

Front View

at 304.263 MHz



## INTERTEK TESTING SERVICES

---

### 3.2 Radiated Emission Configuration Photograph (cont)

Worst Case Radiated Emission

Rear View

at 304.263 MHz

