

# BLOCK DIAGRAM & CIRCUIT DIAGRAM

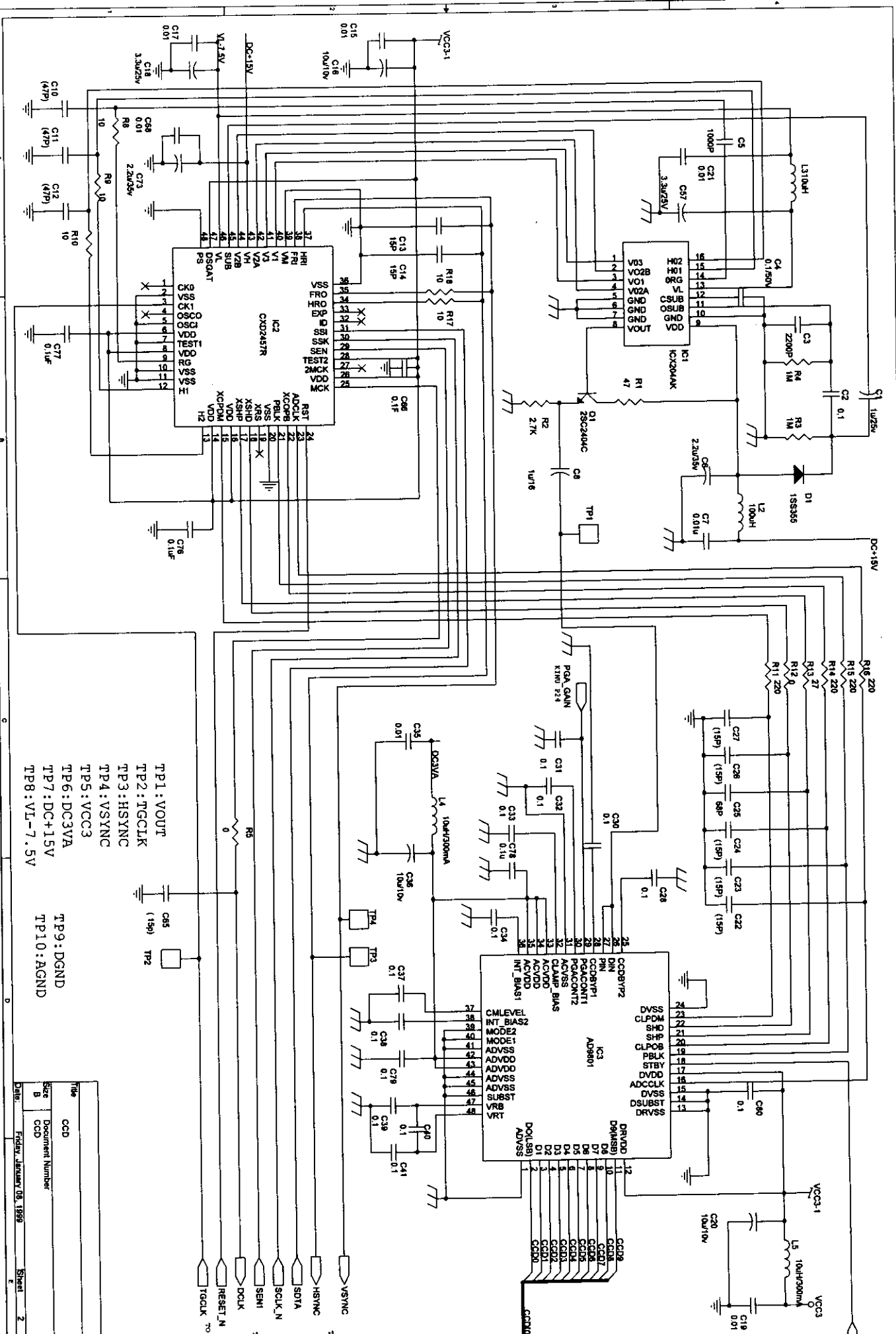
SAMPO CORPORATION

FCC ID. No.: FYLV2800

Digital Still Camera

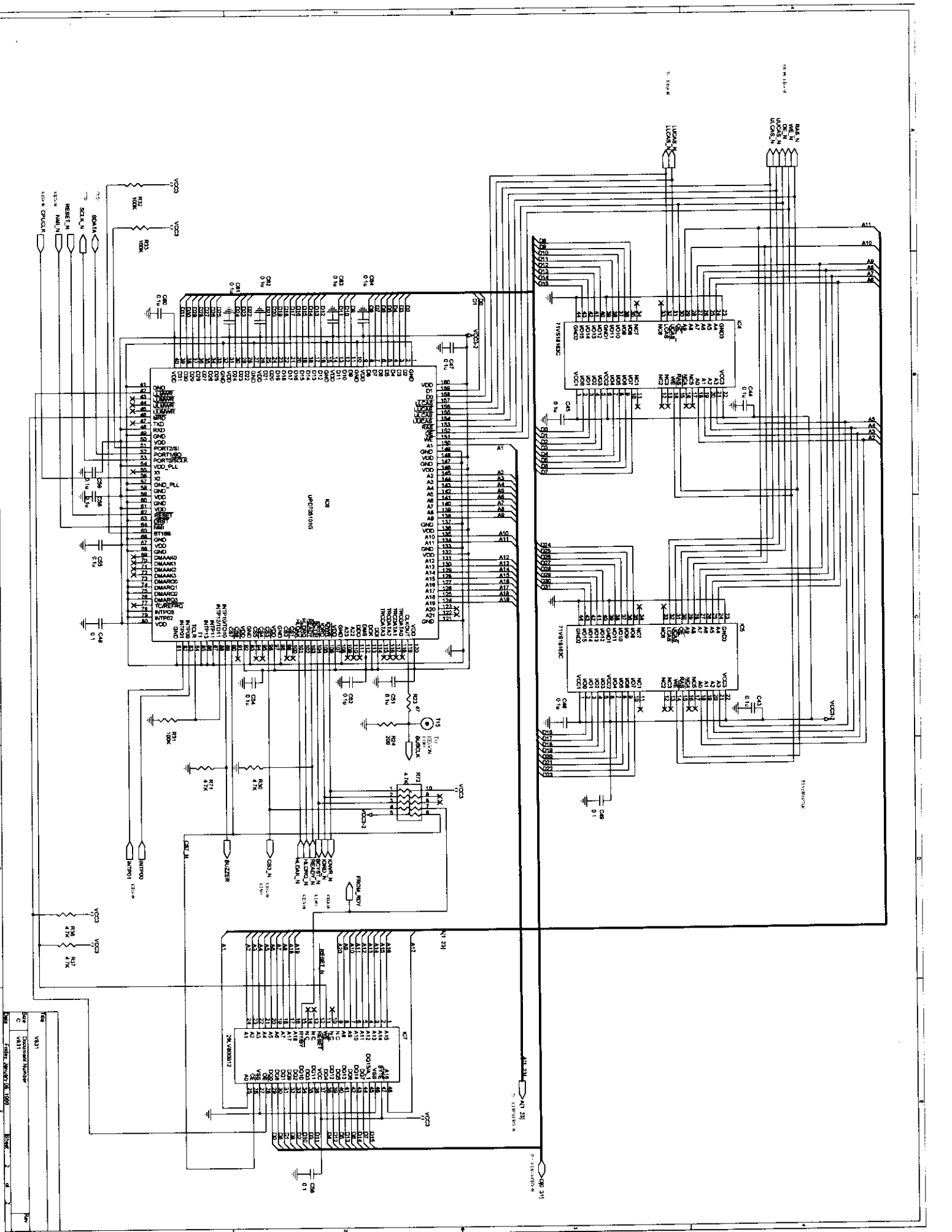
CIRCUIT DIAGRAM

FCC ID. No.: FYLV2800

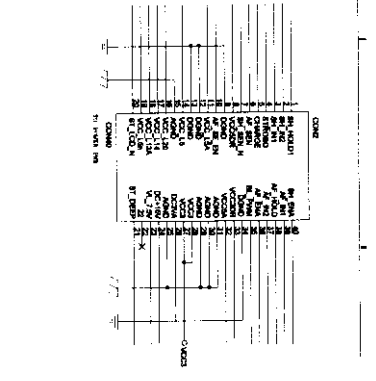
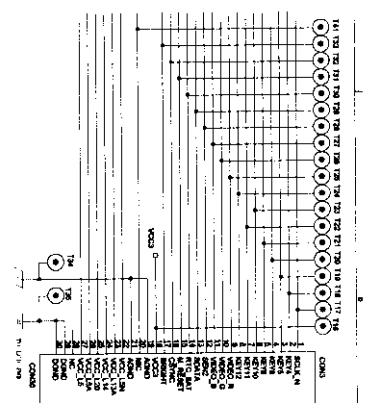
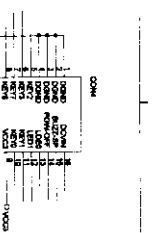
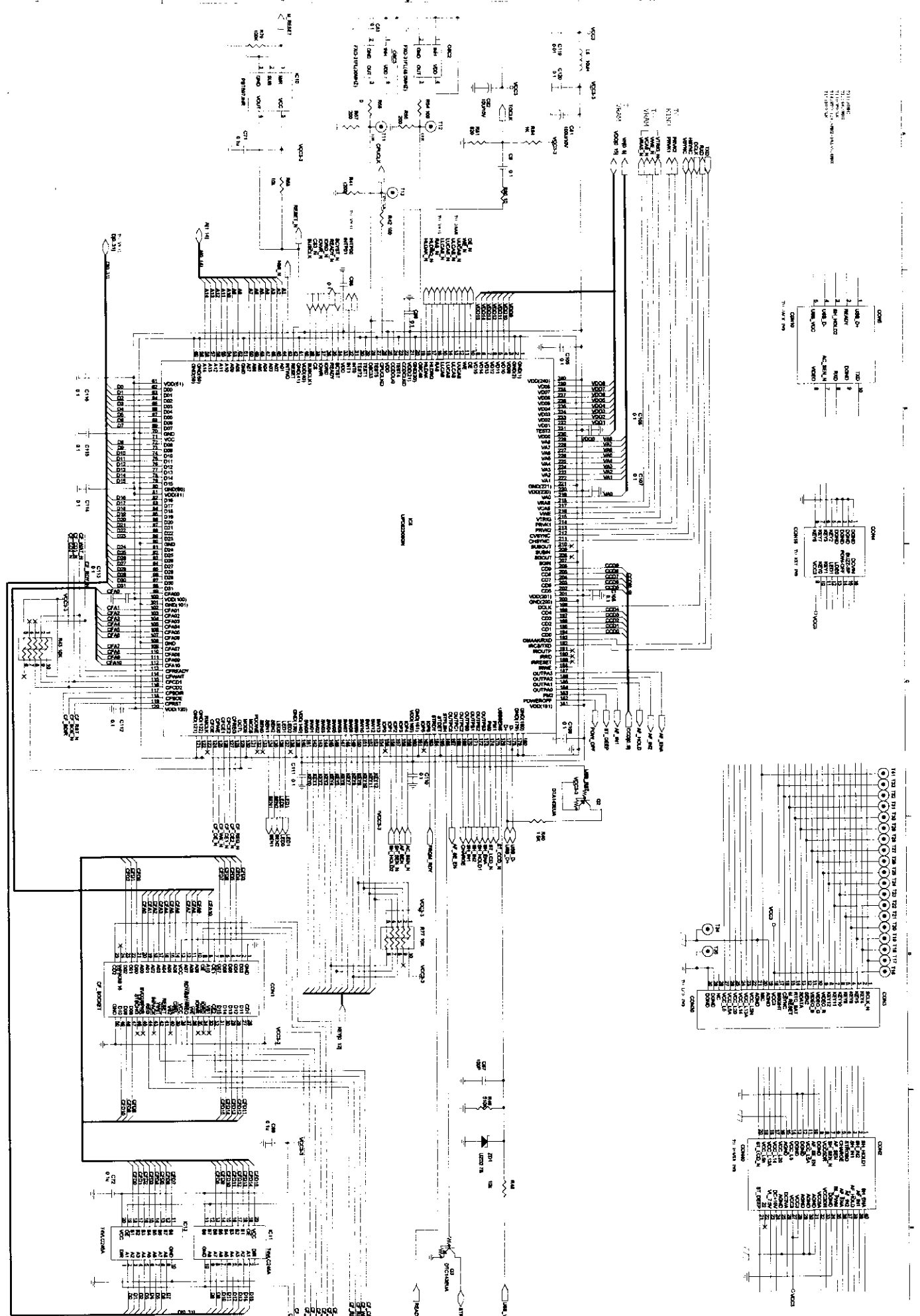


- TP1: VOUT
- TP2: TGCLK
- TP3: HSYNC
- TP4: VSYNC
- TP5: VCC3
- TP6: DC3VA
- TP7: DC+1.5V
- TP8: VL-7.5V
- TP9: DGND
- TP10: AGND

Title	CCD
Size	Document Number
B	CCD
Date	Friday, January 08, 1999
Sheet	2 of 2

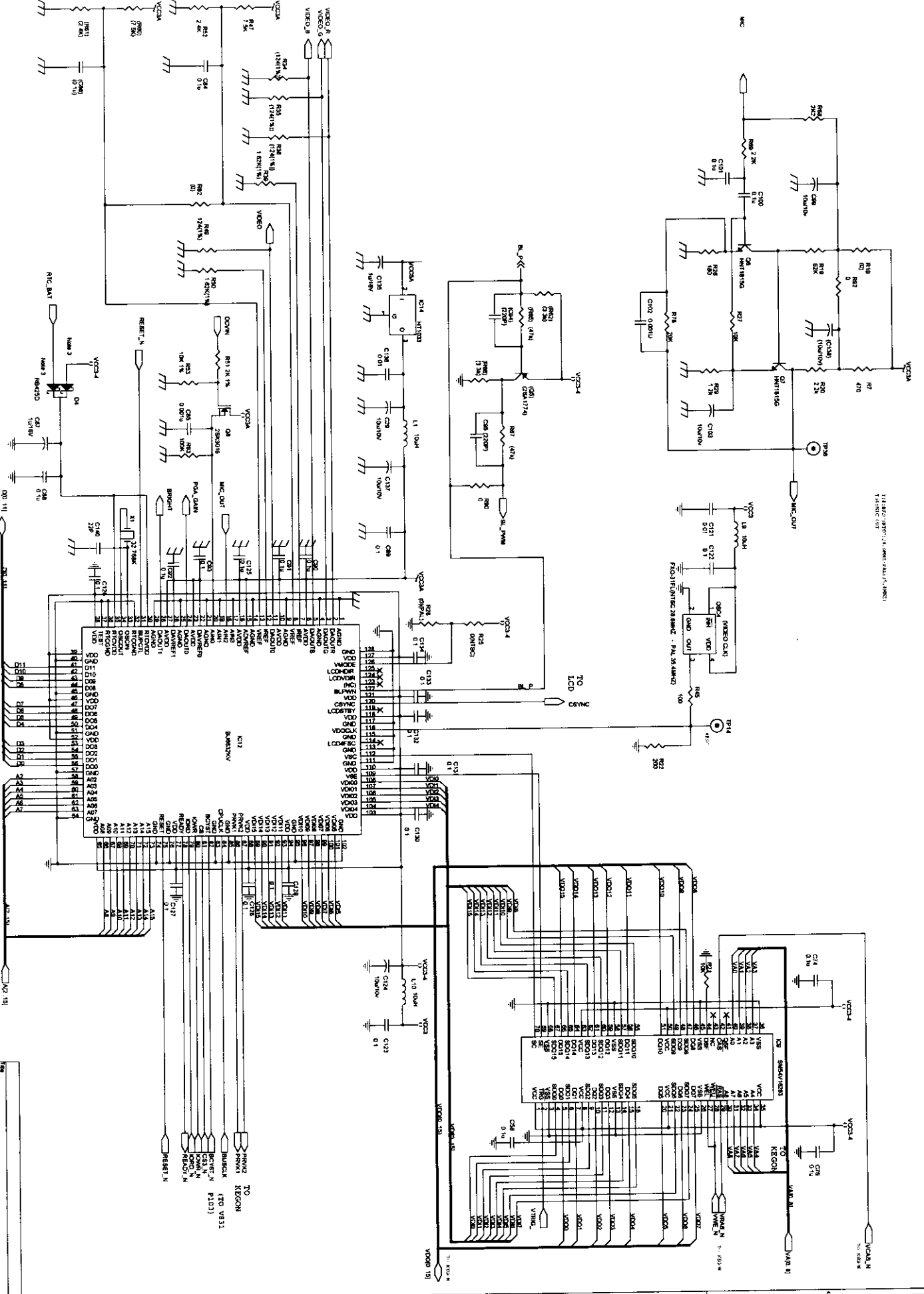


REV 1  
 REV 2  
 REV 3  
 REV 4  
 REV 5  
 REV 6  
 REV 7  
 REV 8  
 REV 9  
 REV 10  
 REV 11  
 REV 12  
 REV 13  
 REV 14  
 REV 15  
 REV 16  
 REV 17  
 REV 18  
 REV 19  
 REV 20  
 REV 21  
 REV 22  
 REV 23  
 REV 24  
 REV 25  
 REV 26  
 REV 27  
 REV 28  
 REV 29  
 REV 30  
 REV 31  
 REV 32  
 REV 33  
 REV 34  
 REV 35  
 REV 36  
 REV 37  
 REV 38  
 REV 39  
 REV 40  
 REV 41  
 REV 42  
 REV 43  
 REV 44  
 REV 45  
 REV 46  
 REV 47  
 REV 48  
 REV 49  
 REV 50  
 REV 51  
 REV 52  
 REV 53  
 REV 54  
 REV 55  
 REV 56  
 REV 57  
 REV 58  
 REV 59  
 REV 60  
 REV 61  
 REV 62  
 REV 63  
 REV 64  
 REV 65  
 REV 66  
 REV 67  
 REV 68  
 REV 69  
 REV 70  
 REV 71  
 REV 72  
 REV 73  
 REV 74  
 REV 75  
 REV 76  
 REV 77  
 REV 78  
 REV 79  
 REV 80  
 REV 81  
 REV 82  
 REV 83  
 REV 84  
 REV 85  
 REV 86  
 REV 87  
 REV 88  
 REV 89  
 REV 90  
 REV 91  
 REV 92  
 REV 93  
 REV 94  
 REV 95  
 REV 96  
 REV 97  
 REV 98  
 REV 99  
 REV 100

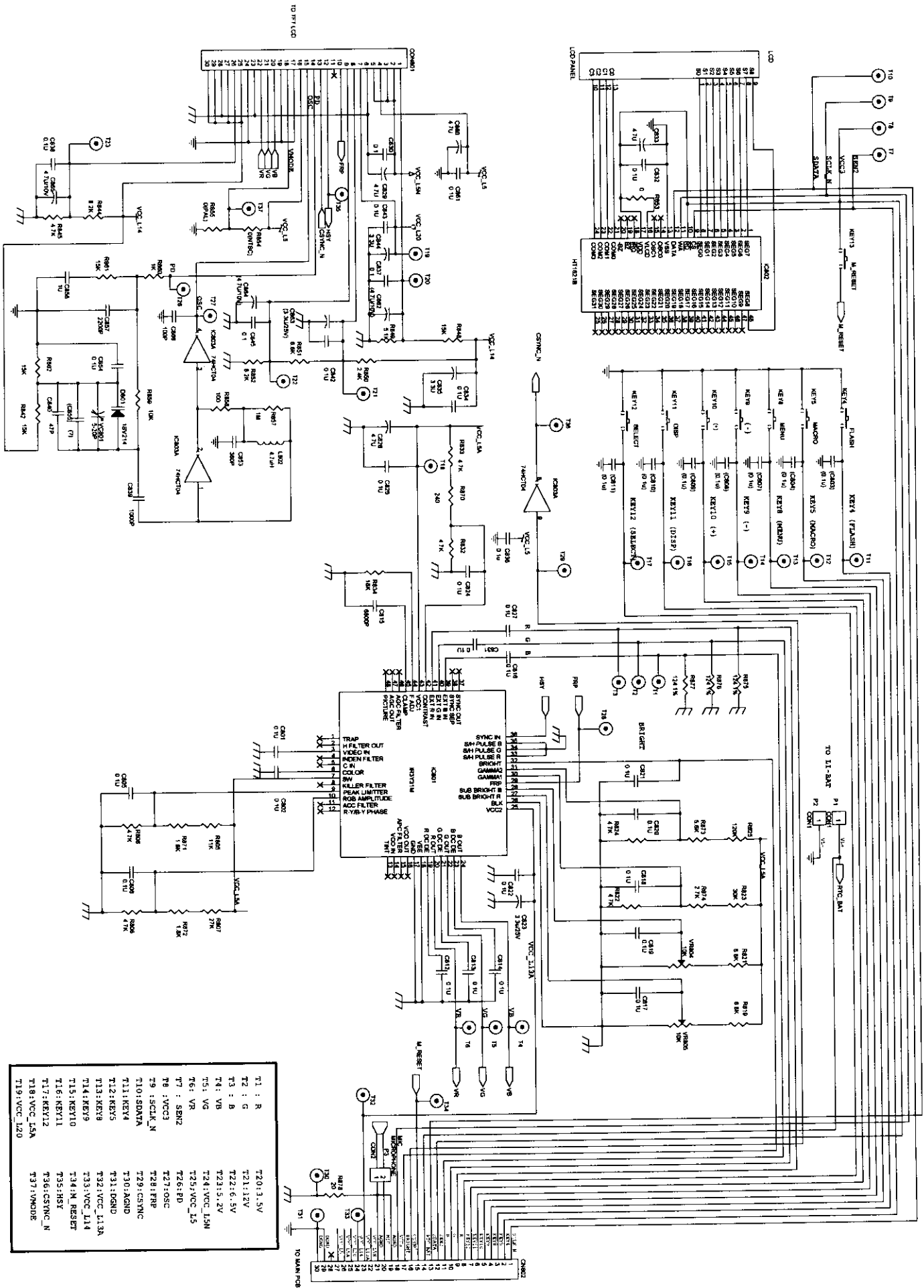


REVISION  
DATE  
DRAWN BY  
CHECKED BY  
APPROVED BY

314-802-0000 (24 HOURS)  
 1-800-800-0000

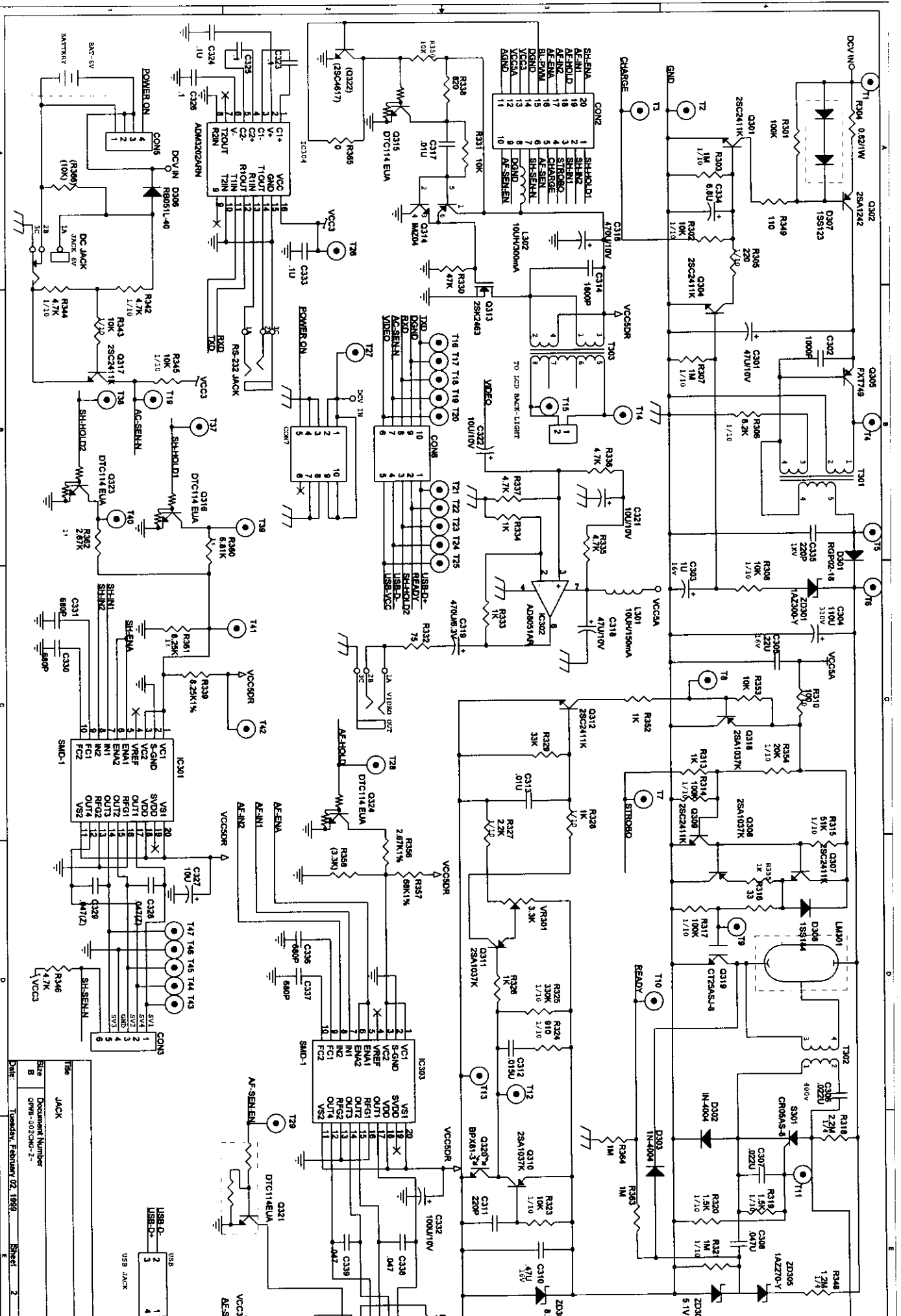


REV	DESCRIPTION	DATE
1	INITIAL	
2	REVISION	
3	REVISION	



T1 : R	T201:3.5V
T2 : G	T21:12V
T3 : B	T22:6.5V
T4 : VB	T23:5.2V
T5 : VG	T24:VCC_L5M
T6 : VR	T25:VCC_L5
T7 : SRM2	T26:IPD
T8 : VCC3	T27:OSC
T9 : SCLM_N	T28:FRP
T10:SDATA	T29:CSVNC
T11:KEY4	T30:AGND
T12:KEY5	T31:DGND
T13:KEY8	T32:VCC_L13M
T14:KEY9	T33:VCC_L14
T15:KEY10	T34:M_RESET
T16:KEY11	T35:HSX
T17:KEY12	T36:CSVNC_N
T18:VCC_L5A	T37:VMDDE
T19:VCC_L20	

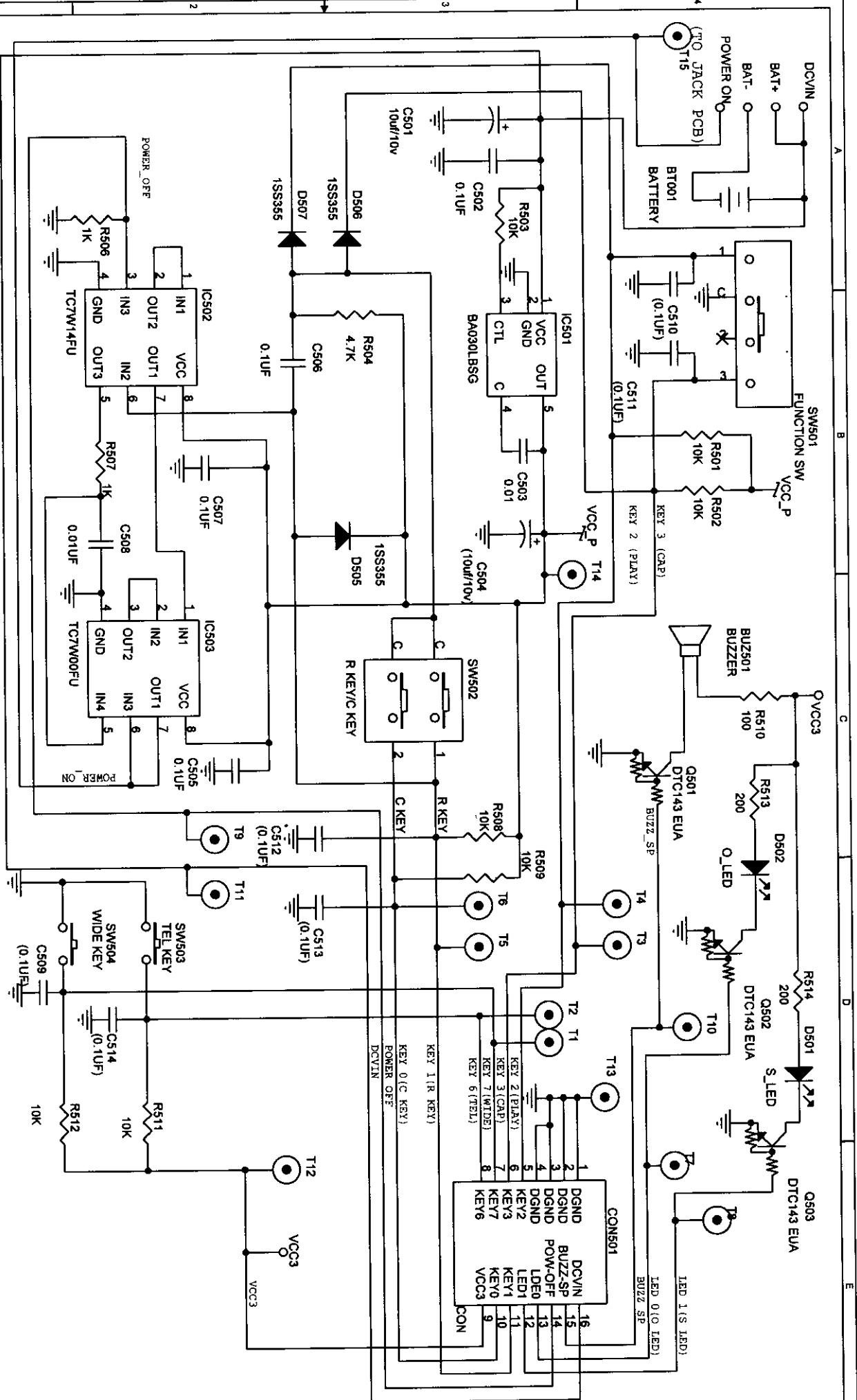
P/N: D05-ADJ  
 Revision: 1  
 Date: 1988-07-22  
 Author: J. B. ...  
 Checked: ...  
 Approved: ...



Pin	Signal	Notes
1	SH-SEN	SH-SEN
2	USB-D+	USB-D+
3	USB-D-	USB-D-
4	USB	USB

Title: JACK  
 Document Number: 0998-0023MK-2  
 Date: Tuesday, February 02, 1998  
 Sheet: 2 of 5





- T1 : KEY 7(WIDE)      T6 : KEY 0(C KEY)      T11:DCVIN
- T2 : KEY 6(TEL)      T7 : LED 0(O\_LED)      T12 : VCC3
- T3 : KEY 3(CAP)      T8 : LED 1(S\_LED)      T13 : DGND
- T4 : KEY 2(PLAY)      T9 : POWER\_OFF      T14 : VCC\_P
- T5 : KEY 1(R KEY)      T10:BUZZ\_SP      T15:POWER\_ON

Title	<b>KEY PCB</b>
Size	Document Number
	<b>DCE-400</b>
Date:	Friday, January 08, 1999
Sheet	2 of 2
Rev	2.1