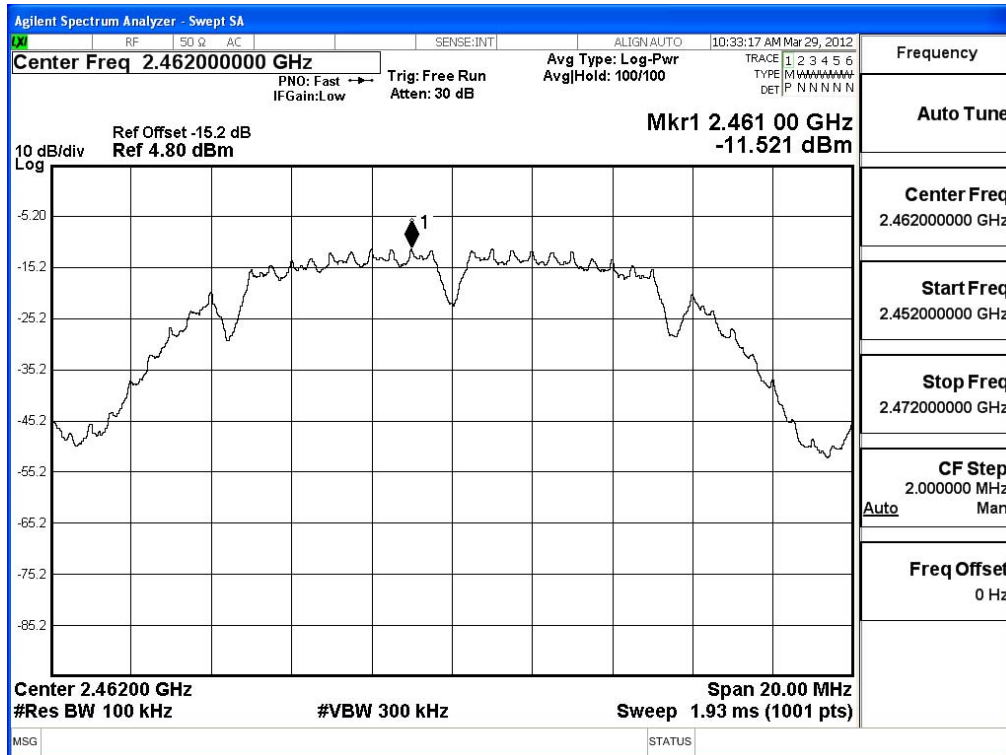


Product : Tablet PC
 Test Item : Power Density Data
 Test Site : No.3 OATS
 Test Mode : Mode 1: Transmit - 802.11b 1Mbps (2462MHz)

Channel No.	Frequency (MHz)	Measurement Level (dBm)	Required Limit (dBm)	Result
11	2462.00	-11.521	< 8dBm	Pass

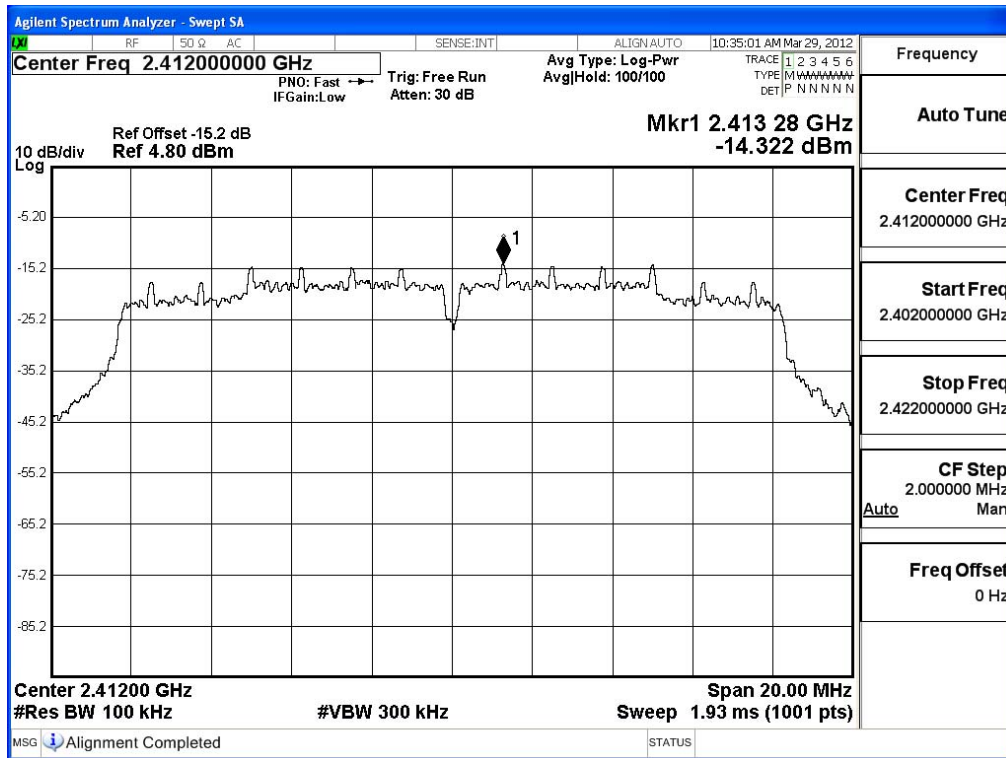
Figure Channel 11:



Product : Tablet PC
 Test Item : Power Density Data
 Test Site : No.3 OATS
 Test Mode : Mode 2: Transmit - 802.11g 6Mbps (2412MHz)

Channel No.	Frequency (MHz)	Measure Level (dBm)	Limit (dBm)	Result
1	2412.00	-14.322	< 8dBm	Pass

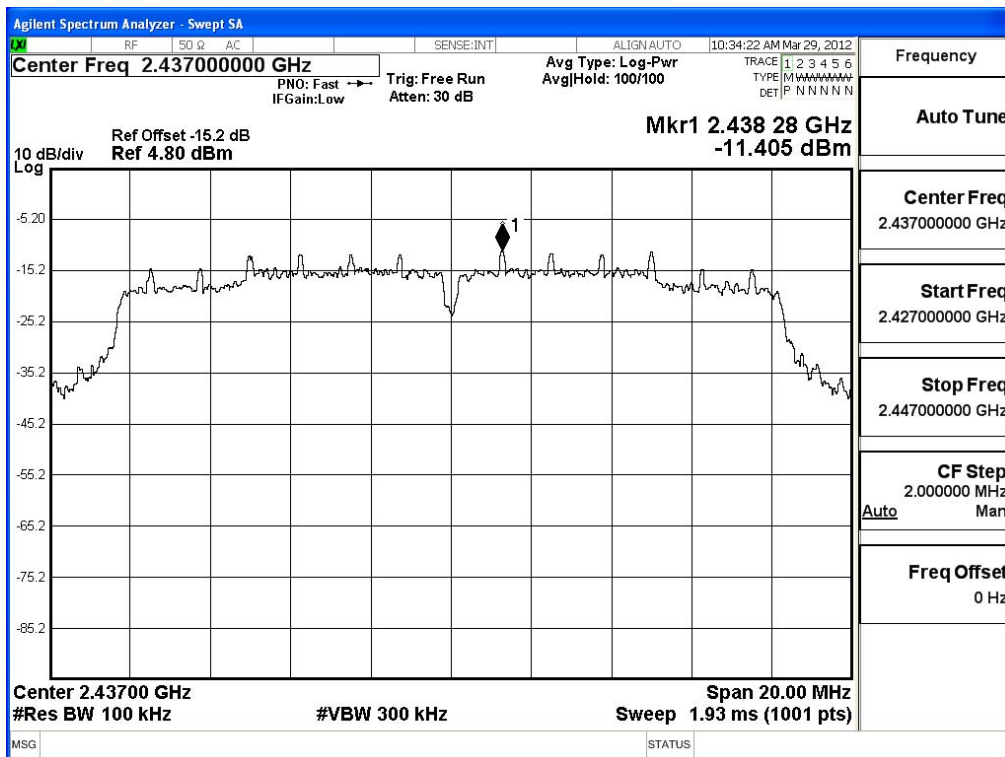
Figure Channel 1:



Product : Tablet PC
 Test Item : Power Density Data
 Test Site : No.3OATS
 Test Mode : Mode 2: Transmit - 802.11g 6Mbps (2437MHz)

Channel No.	Frequency (MHz)	Measurement Level (dBm)	Required Limit (dBm)	Result
6	2437.000	-11.405	< 8dBm	Pass

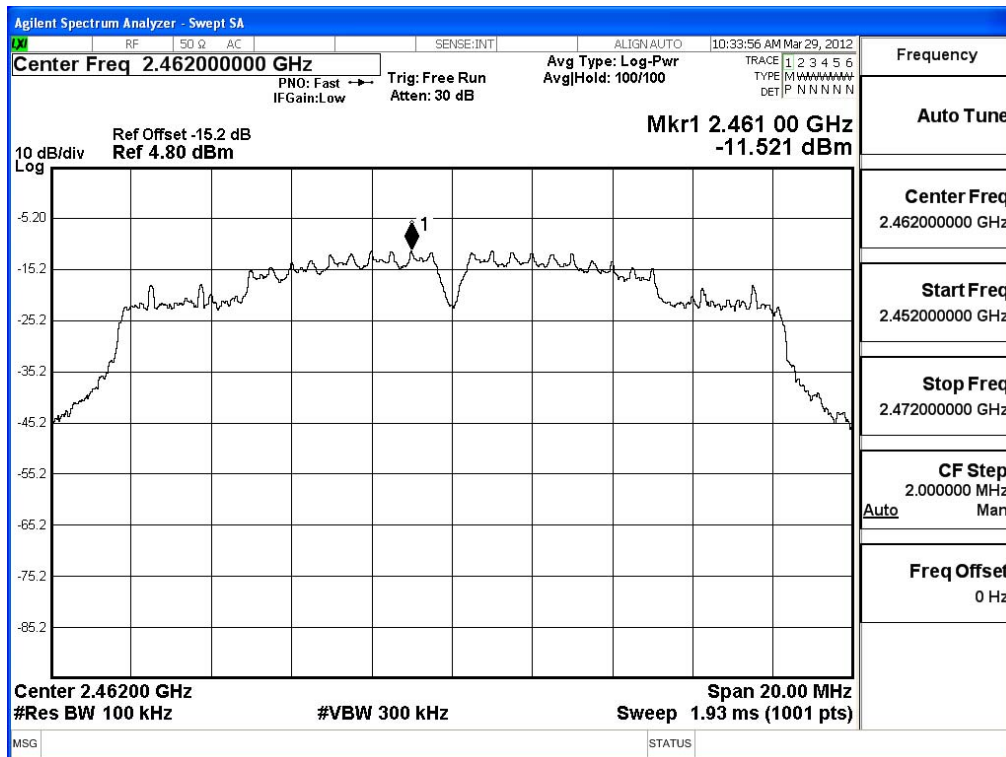
Figure Channel 6:



Product : Tablet PC
 Test Item : Power Density Data
 Test Site : No.3 OATS
 Test Mode : Mode 2: Transmit - 802.11g 6Mbps (2462MHz)

Channel No.	Frequency (MHz)	Measurement Level (dBm)	Required Limit (dBm)	Result
11	2462.00	-11.521	< 8dBm	Pass

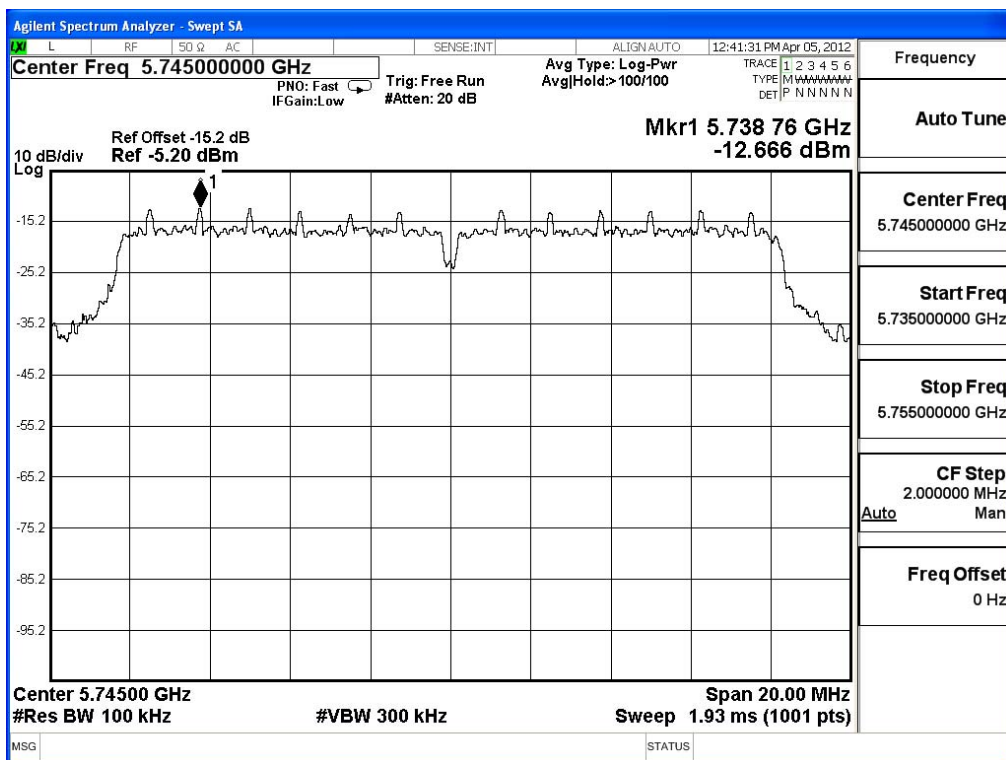
Figure Channel 11:



Product : Tablet PC
 Test Item : Power Density Data
 Test Site : No.3 OATS
 Test Mode : Mode 3: Transmit - 802.11a 6Mbps (5745MHz)

Channel No.	Frequency (MHz)	Measure Level (dBm)	Limit (dBm)	Result
149	5745.000	-12.666	< 8dBm	Pass

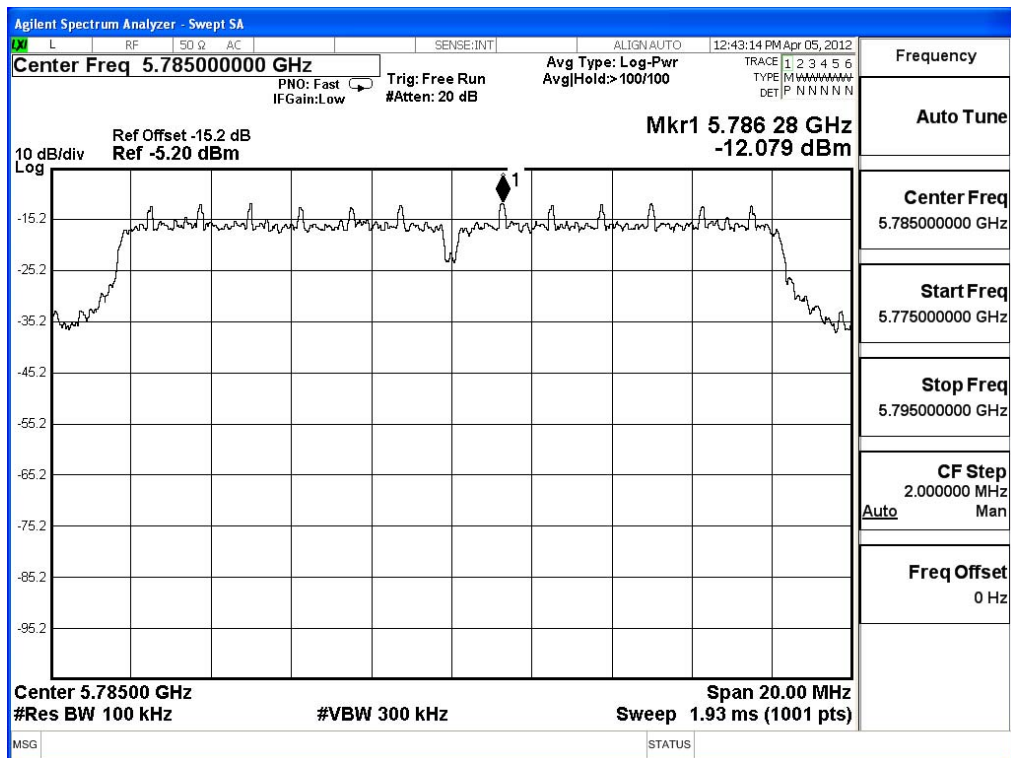
Figure Channel 149:



Product : Tablet PC
 Test Item : Power Density Data
 Test Site : No.3 OATS
 Test Mode : Mode 3: Transmit - 802.11a 6Mbps (5785MHz)

Channel No.	Frequency (MHz)	Measure Level (dBm)	Limit (dBm)	Result
157	5785.000	-12.079	< 8dBm	Pass

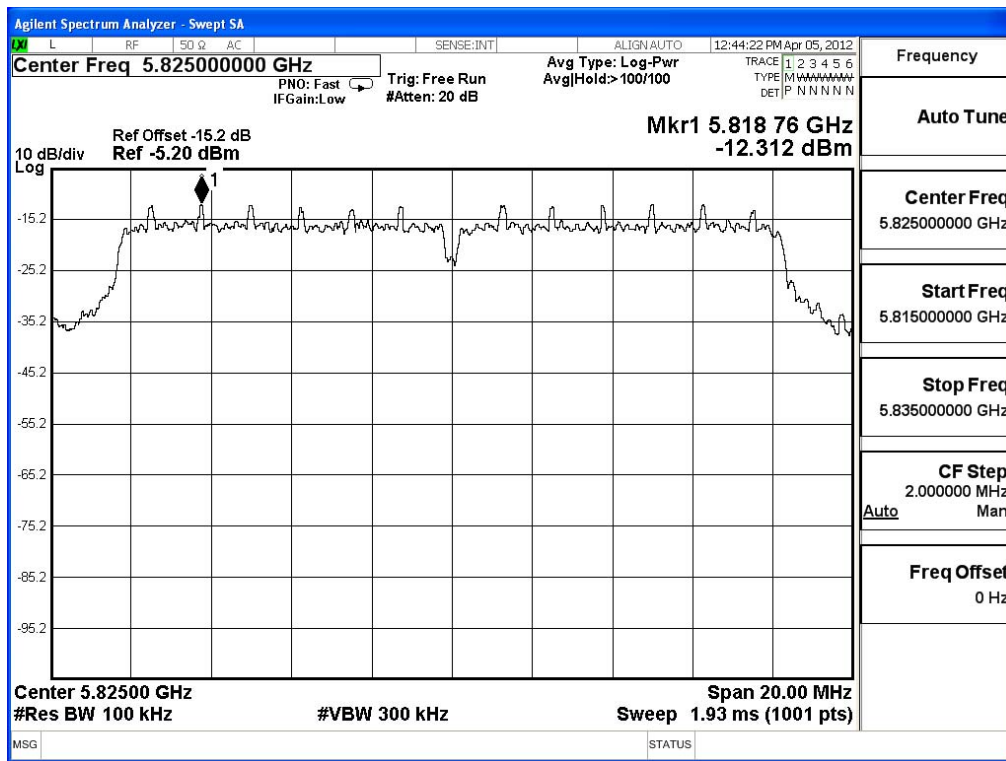
Figure Channel 157:



Product : Tablet PC
 Test Item : Power Density Data
 Test Site : No.3 OATS
 Test Mode : Mode 3: Transmit - 802.11a 6Mbps (5825MHz)

Channel No.	Frequency (MHz)	Measure Level (dBm)	Limit (dBm)	Result
165	5825.000	-12.312	< 8dBm	Pass

Figure Channel 165:



Product : Tablet PC
 Test Item : Power Density Data
 Test Site : No.3 OATS
 Test Mode : Mode 4: Transmit - 802.11n-20BW_14.4Mbps(2.4G Band) (2412MHz)

Channel No.	Frequency (MHz)	Chain A Power (dBm)	Chain B Power (dBm)	Chain A+B Power (dBm)	Limit (dBm)	Result
1	2412.00	-13.974	-15.552	-11.681	< 8dBm	Pass

Note: Power Density Value (dBm) = 10*LOG (Chain A (mW)+ Chain B (mW))

Figure Channel 1: (Chain A)

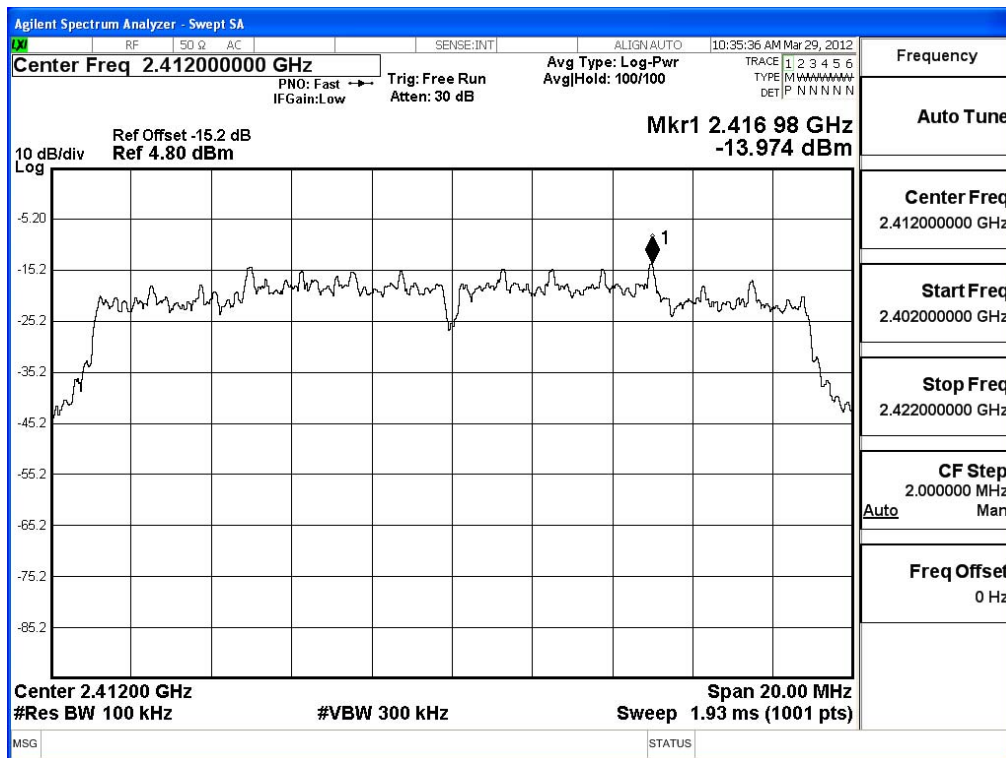
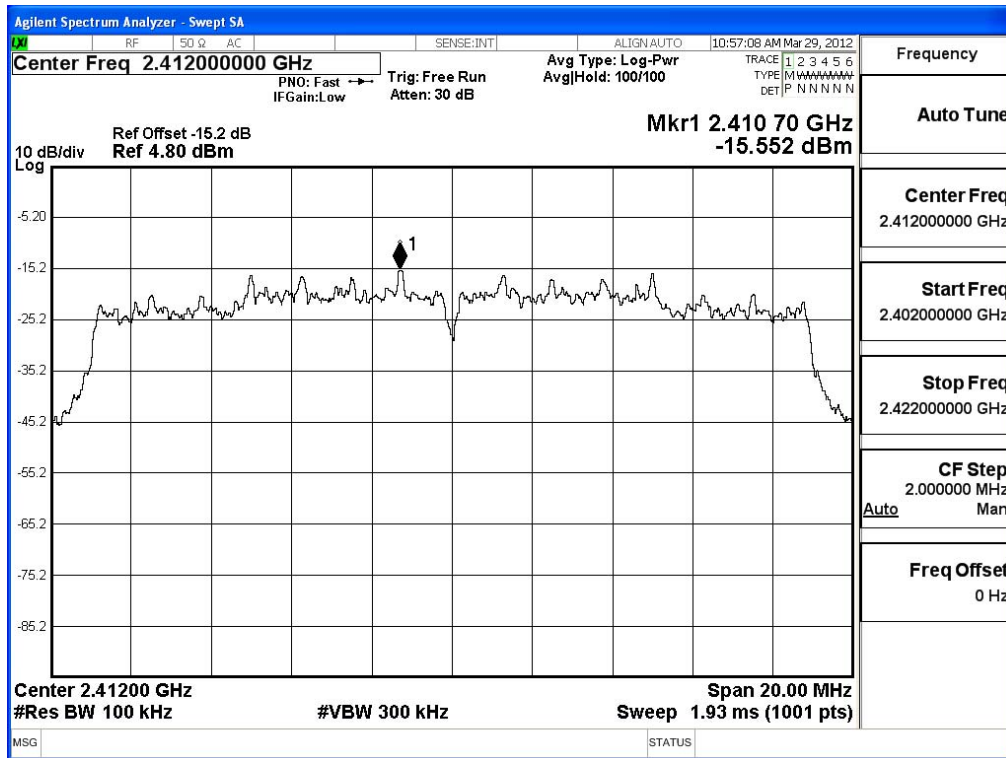


Figure Channel 1: (Chain B)



Product : Tablet PC
 Test Item : Power Density Data
 Test Site : No.3OATS
 Test Mode : Mode 4: Transmit - 802.11n-20BW_14.4Mbps(2.4G Band) (2437MHz)

Channel No.	Frequency (MHz)	Chain A Power (dBm)	Chain B Power (dBm)	Chain A+B Power (dBm)	Limit (dBm)	Result
6	2437.00	-13.259	-14.099	-10.648	< 8dBm	Pass

Note: Power Density Value (dBm) = 10*LOG (Chain A (mW)+ Chain B (mW))

Figure Channel 6: (Chain A)

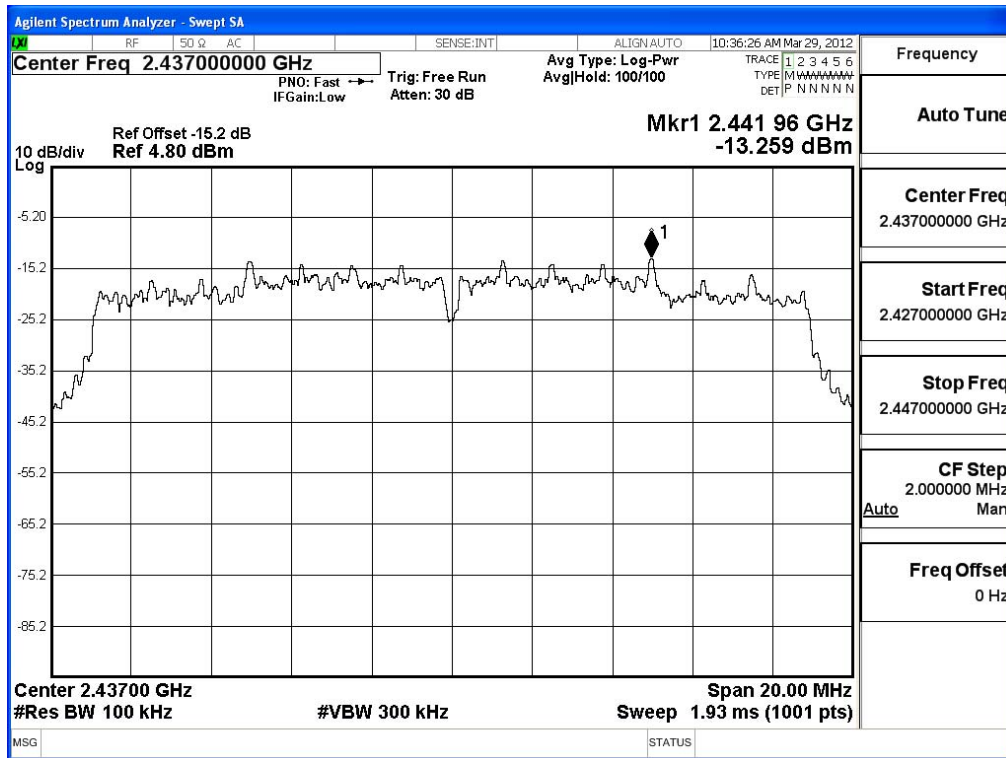
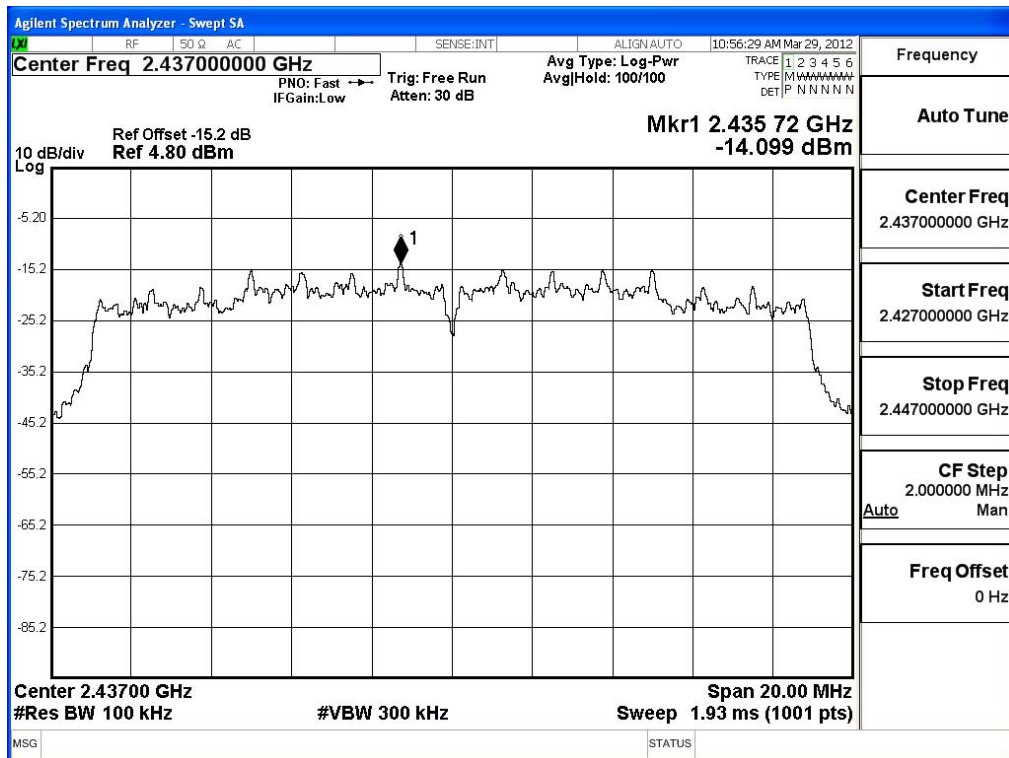


Figure Channel 6: (Chain B)



Product : Tablet PC
 Test Item : Power Density Data
 Test Site : No.3 OATS
 Test Mode : Mode 4: Transmit - 802.11n-20BW_14.4Mbps(2.4G Band) (2462MHz)

Channel No.	Frequency (MHz)	Chain A Power (dBm)	Chain B Power (dBm)	Chain A+B Power (dBm)	Limit (dBm)	Result
11	2462.00	-15.032	-16.425	-12.663	< 8dBm	Pass

Note: Power Density Value (dBm) = 10*LOG (Chain A (mW)+ Chain B (mW))

Figure Channel 11: (Chain A)

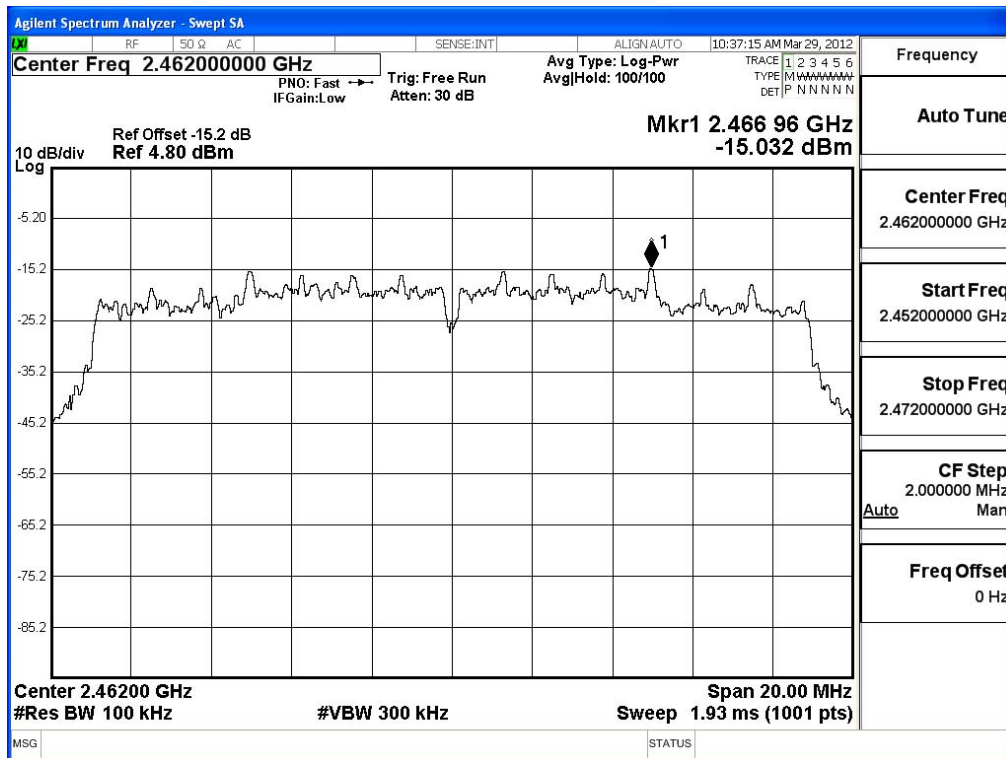
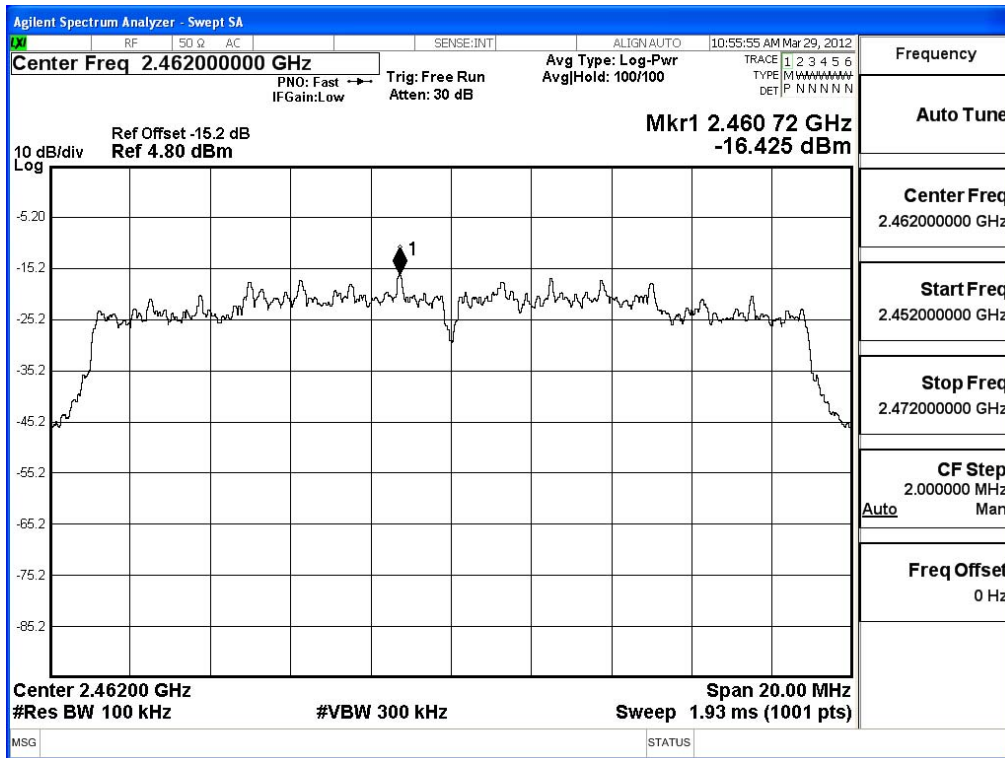


Figure Channel 11: (Chain B)



Product : Tablet PC
 Test Item : Power Density Data
 Test Site : No.3 OATS
 Test Mode : Mode 5: Transmit - 802.11n-40BW_30Mbps(2.4G Band) (2422MHz)

Channel No.	Frequency (MHz)	Chain A Power (dBm)	Chain B Power (dBm)	Chain A+B Power (dBm)	Limit (dBm)	Result
3	2422.00	-18.798	-19.966	-16.333	< 8dBm	Pass

Note: Power Density Value (dBm) = 10*LOG (Chain A (mW)+ Chain B (mW))

Figure Channel 3: (Chain A)

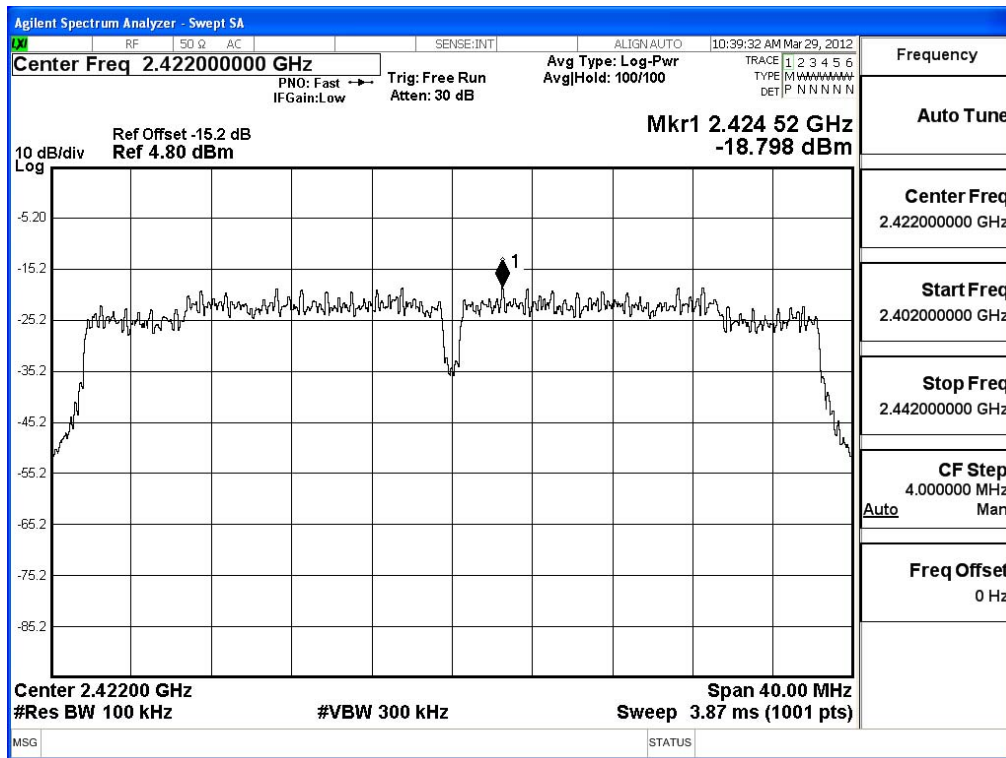
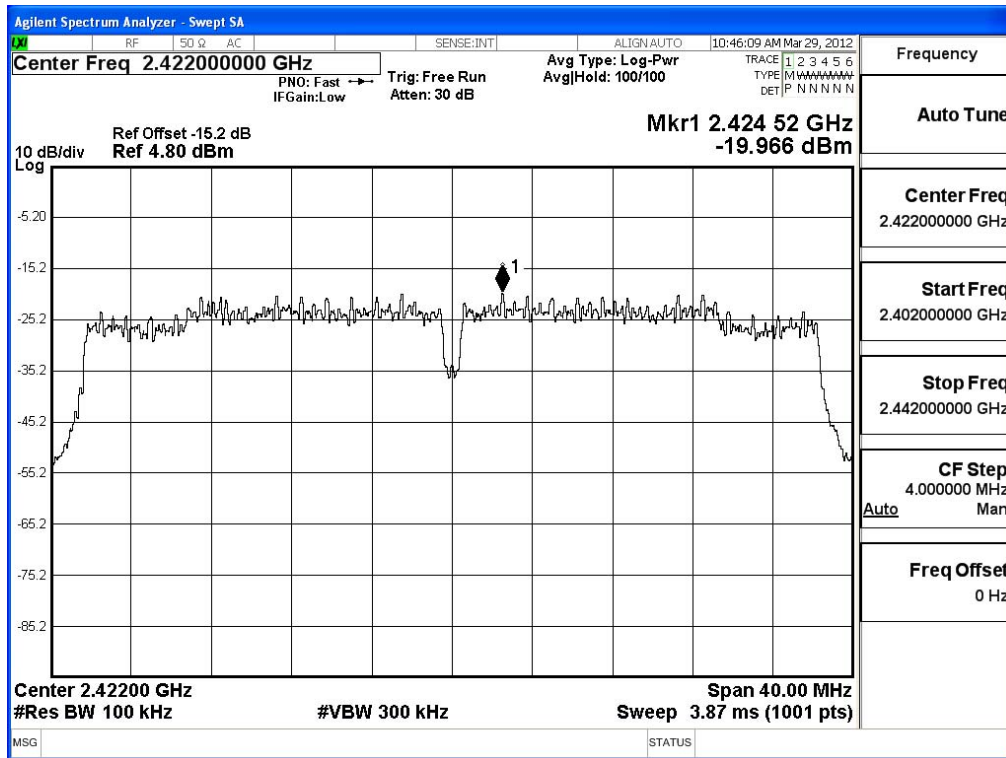


Figure Channel 3: (Chain B)



Product : Tablet PC
 Test Item : Power Density Data
 Test Site : No.3OATS
 Test Mode : Mode 5: Transmit - 802.11n-40BW_30Mbps(2.4G Band) (2437MHz)

Channel No.	Frequency (MHz)	Chain A Power (dBm)	Chain B Power (dBm)	Chain A+B Power (dBm)	Limit (dBm)	Result
6	2437.00	-17.869	-17.954	-14.901	< 8dBm	Pass

Note: Power Density Value (dBm) = 10*LOG (Chain A (mW)+ Chain B (mW))

Figure Channel 6: (Chain A)

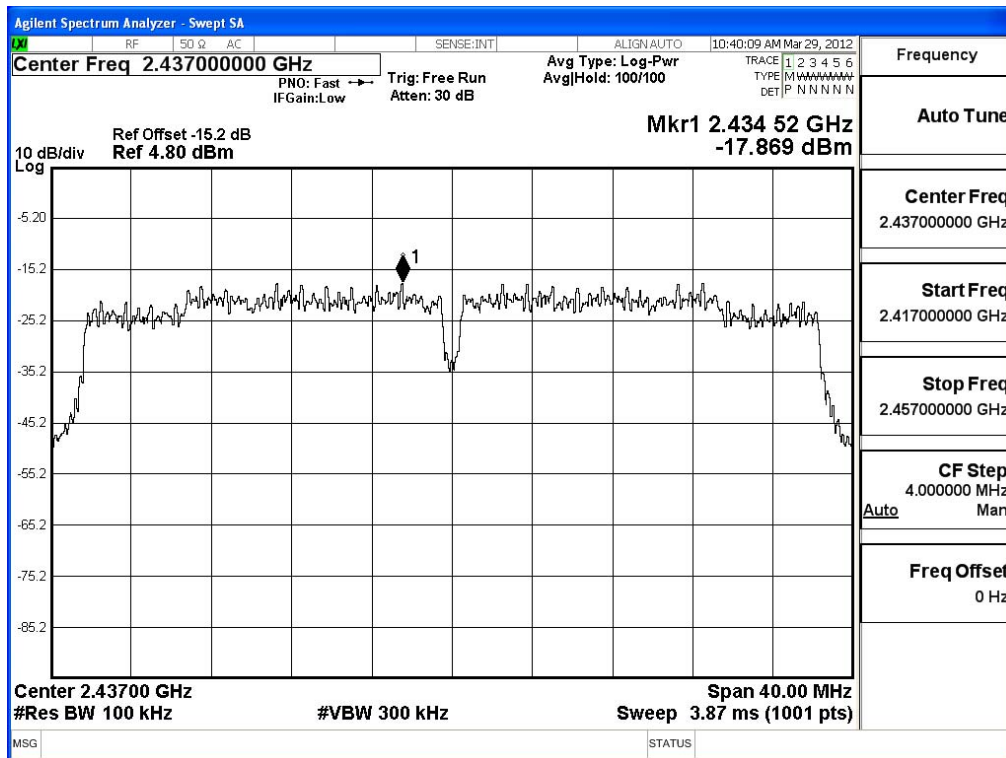
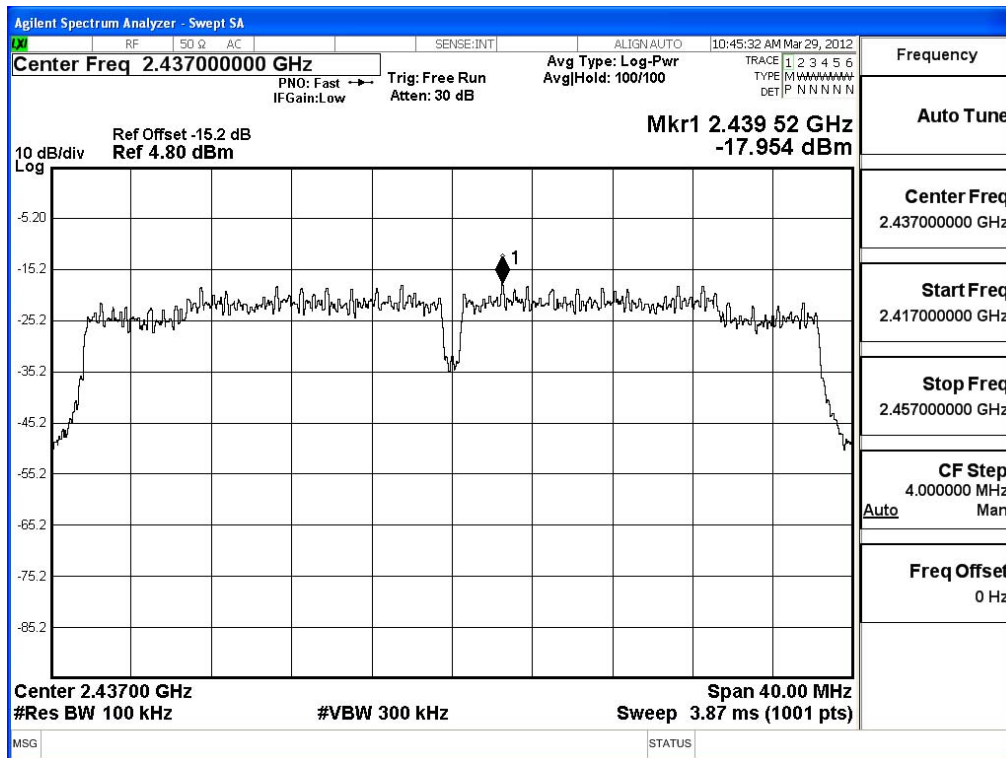


Figure Channel 6: (Chain B)



Product : Tablet PC
 Test Item : Power Density Data
 Test Site : No.3 OATS
 Test Mode : Mode 5: Transmit - 802.11n-40BW_30Mbps(2.4G Band) (2452MHz)

Channel No.	Frequency (MHz)	Chain A Power (dBm)	Chain B Power (dBm)	Chain A+B Power (dBm)	Limit (dBm)	Result
9	2452.00	-18.360	-17.876	-15.101	< 8dBm	Pass

Note: Power Density Value (dBm) = 10*LOG (Chain A (mW)+ Chain B (mW))

Figure Channel 9: (Chain A)

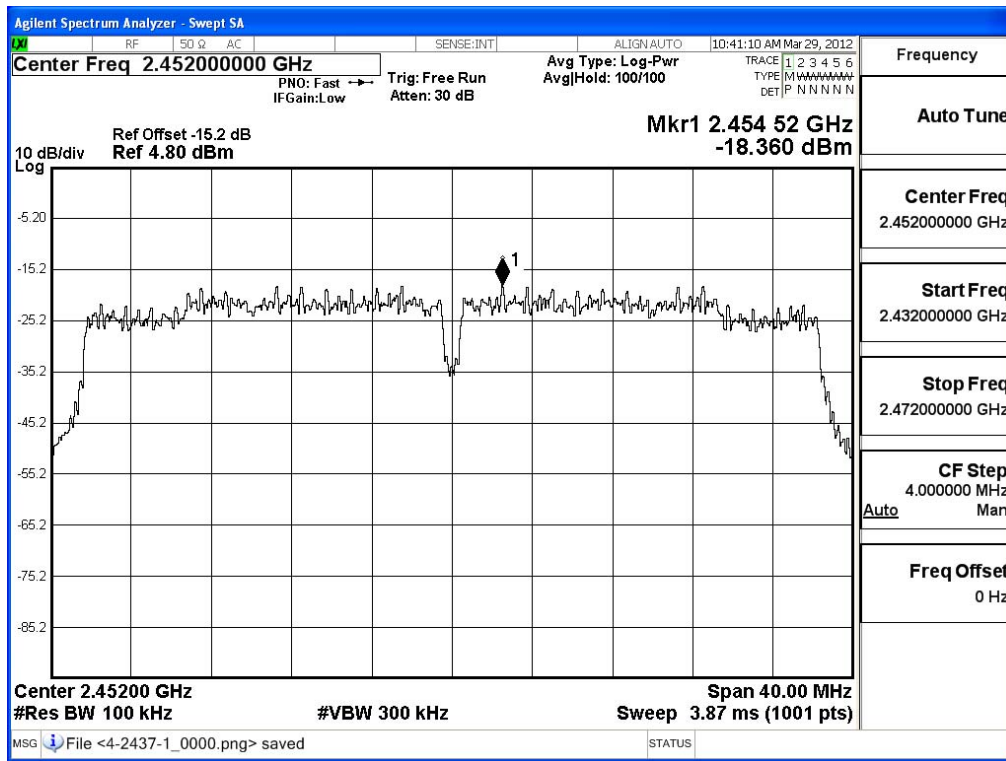
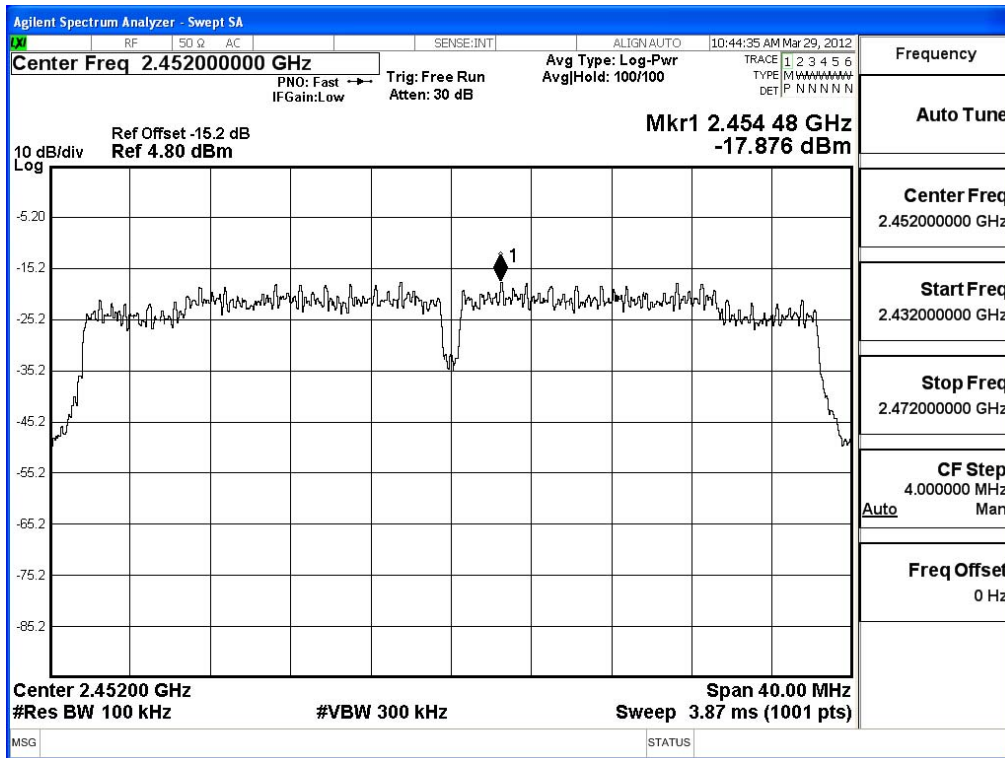


Figure Channel 9: (Chain B)



Product : Tablet PC
 Test Item : Power Density Data
 Test Site : No.3 OATS
 Test Mode : Mode 6: Transmit - 802.11n-20BW_14.4Mbps(5G Band) (5745MHz)

Channel No.	Frequency (MHz)	Chain A Power (dBm)	Chain B Power (dBm)	Chain A+B Power (dBm)	Limit (dBm)	Result
149	5745.00	-14.484	-15.625	-12.007	< 8dBm	Pass

Note: Power Density Value (dBm) = 10*LOG (Chain A (mW)+ Chain B (mW))

Figure Channel 149: (Chain A)

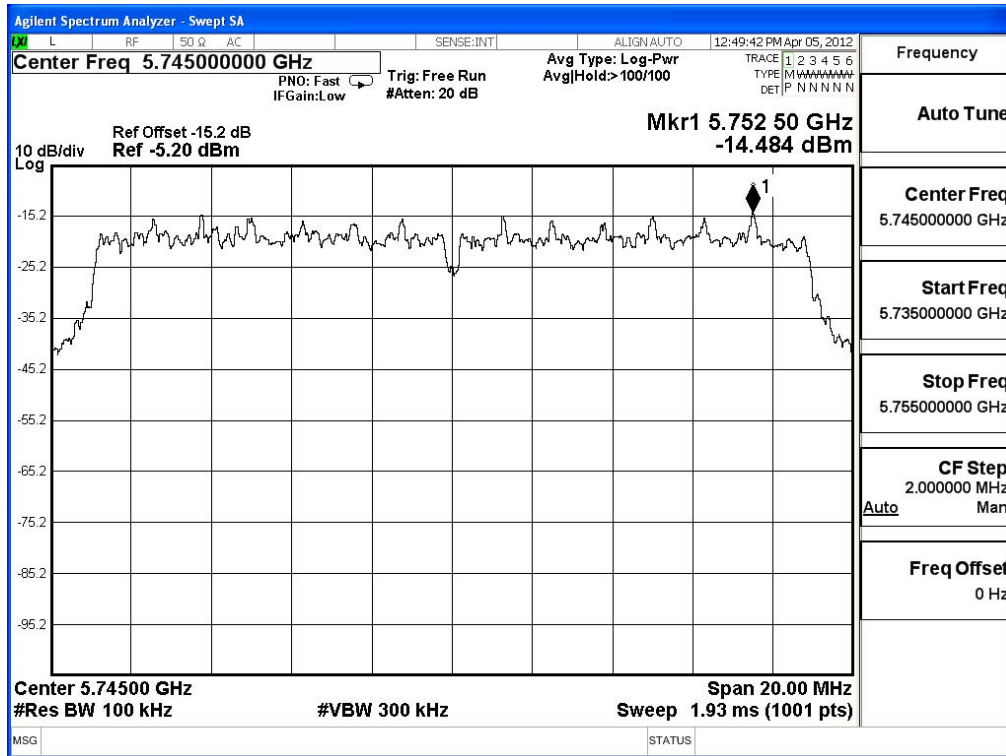
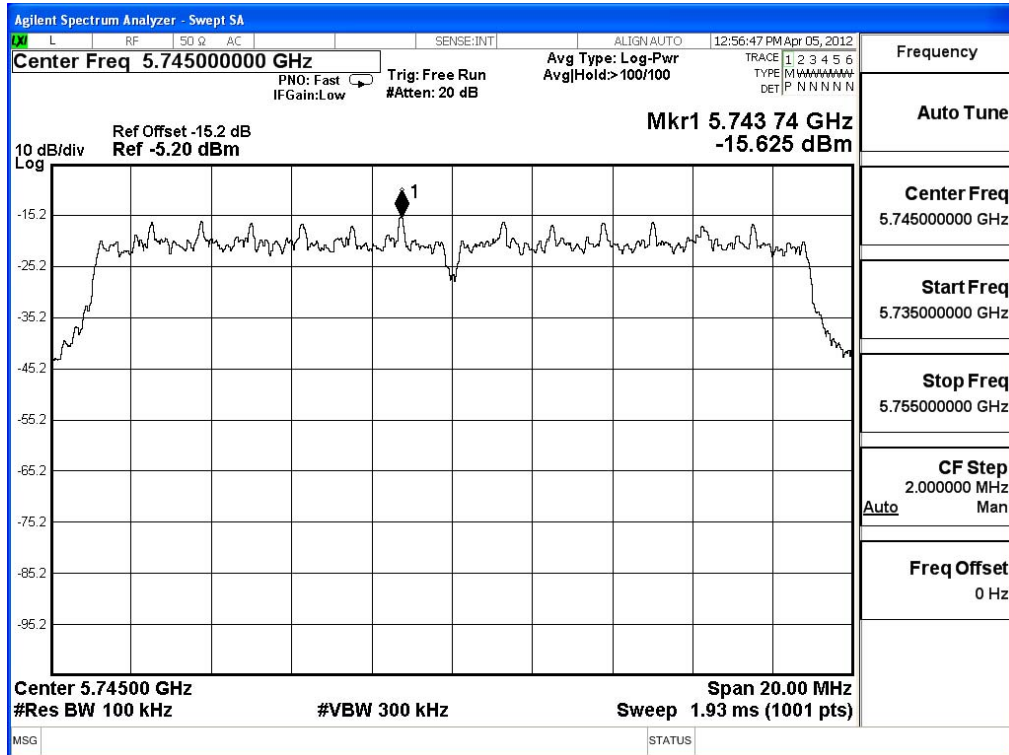


Figure Channel 149: (Chain B)



Product : Tablet PC
 Test Item : Power Density Data
 Test Site : No.3OATS
 Test Mode : Mode 6: Transmit - 802.11n-20BW_14.4Mbps(5G Band) (5785MHz)

Channel No.	Frequency (MHz)	Chain A Power (dBm)	Chain B Power (dBm)	Chain A+B Power (dBm)	Limit (dBm)	Result
157	5785.00	-13.637	-15.387	-11.414	< 8dBm	Pass

Note: Power Density Value (dBm) = 10*LOG (Chain A (mW)+ Chain B (mW))

Figure Channel 157: (Chain A)

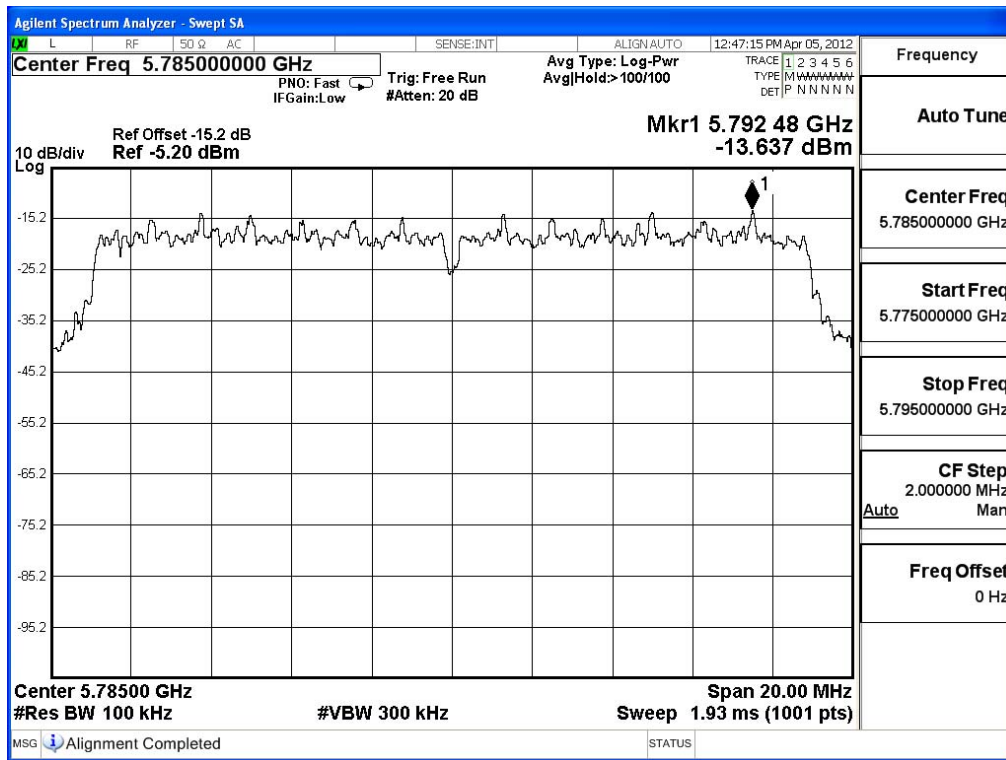
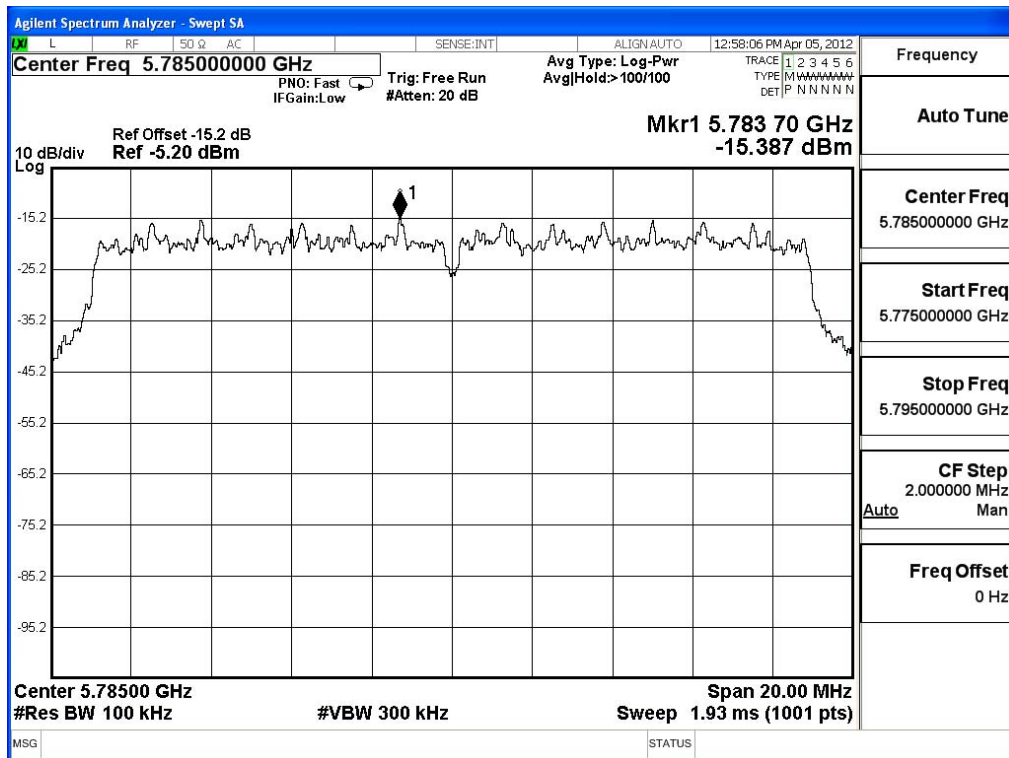


Figure Channel 157: (Chain B)



Product : Tablet PC
 Test Item : Power Density Data
 Test Site : No.3 OATS
 Test Mode : Mode 6: Transmit - 802.11n-20BW_14.4Mbps(5G Band) (5825MHz)

Channel No.	Frequency (MHz)	Chain A Power (dBm)	Chain B Power (dBm)	Chain A+B Power (dBm)	Limit (dBm)	Result
165	5825.00	-13.815	-14.968	-11.343	< 8dBm	Pass

Note: Power Density Value (dBm) = 10*LOG (Chain A (mW)+ Chain B (mW))

Figure Channel 165: (Chain A)

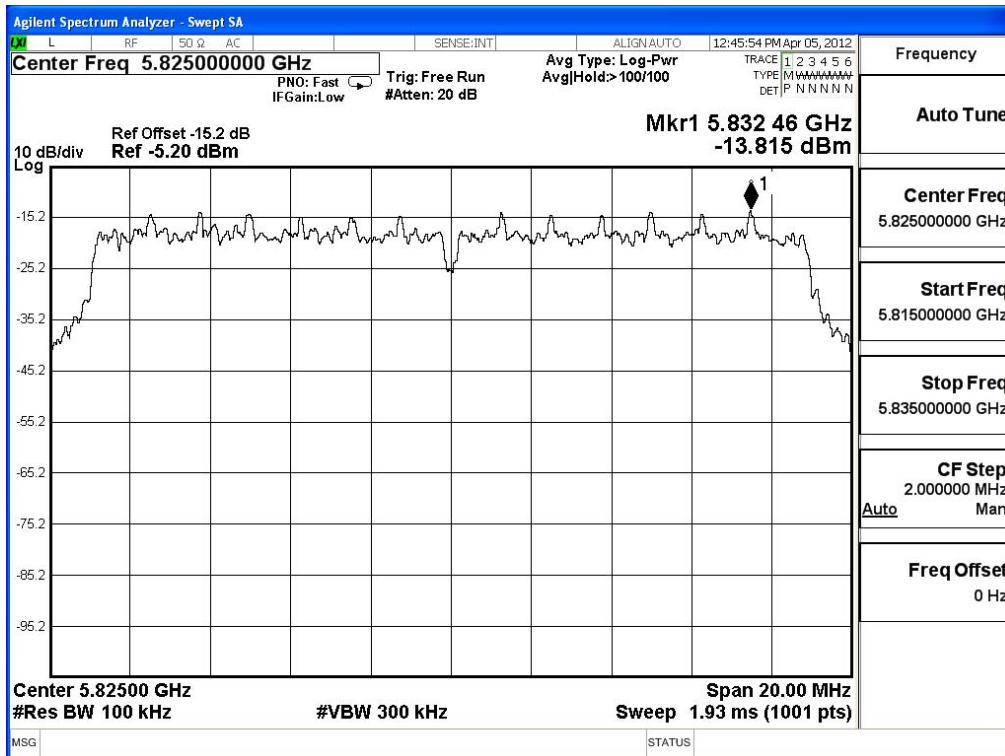
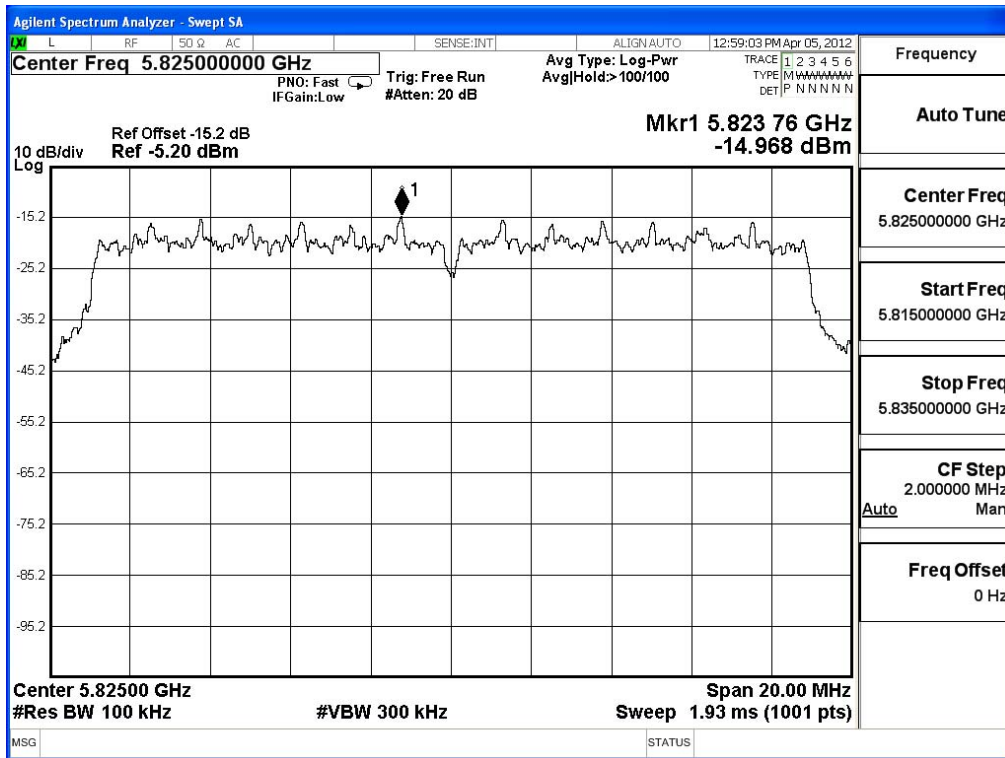


Figure Channel 165: (Chain B)



Product : Tablet PC
 Test Item : Power Density Data
 Test Site : No.3 OATS
 Test Mode : Mode 7: Transmit - 802.11n-40BW_30Mbps(5G Band) (5755MHz)

Channel No.	Frequency (MHz)	Chain A Power (dBm)	Chain B Power (dBm)	Chain A+B Power (dBm)	Limit (dBm)	Result
151	5755.00	-18.274	-18.908	-15.569	< 8dBm	Pass

Note: Power Density Value (dBm) = 10*LOG (Chain A (mW)+ Chain B (mW))

Figure Channel 151: (Chain A)

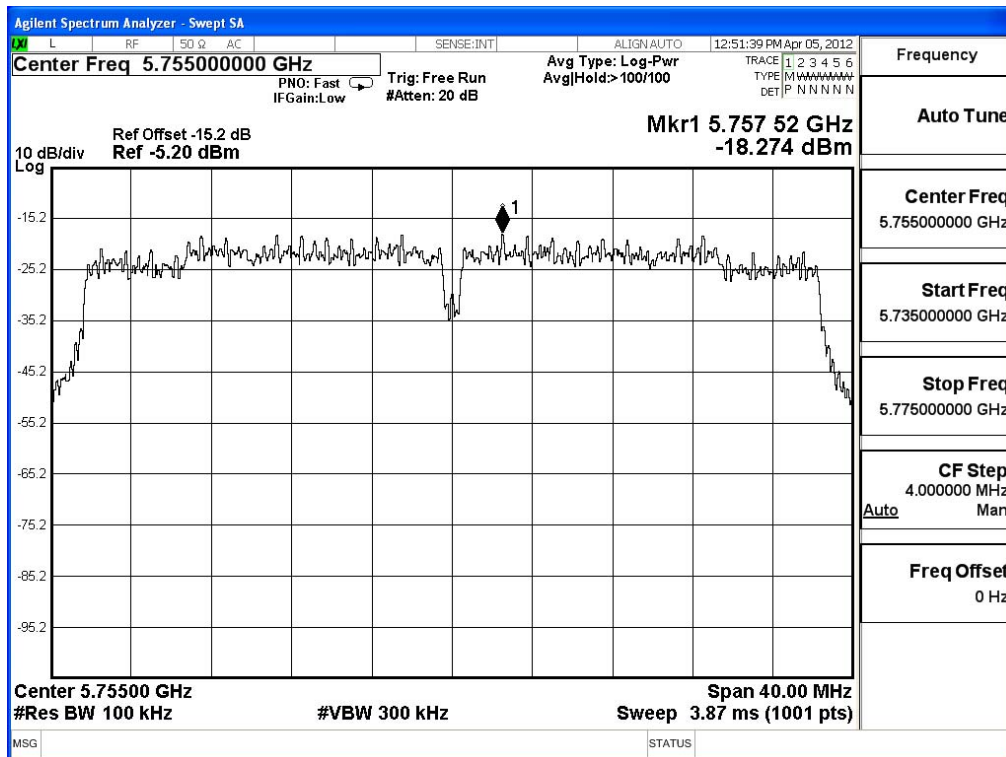
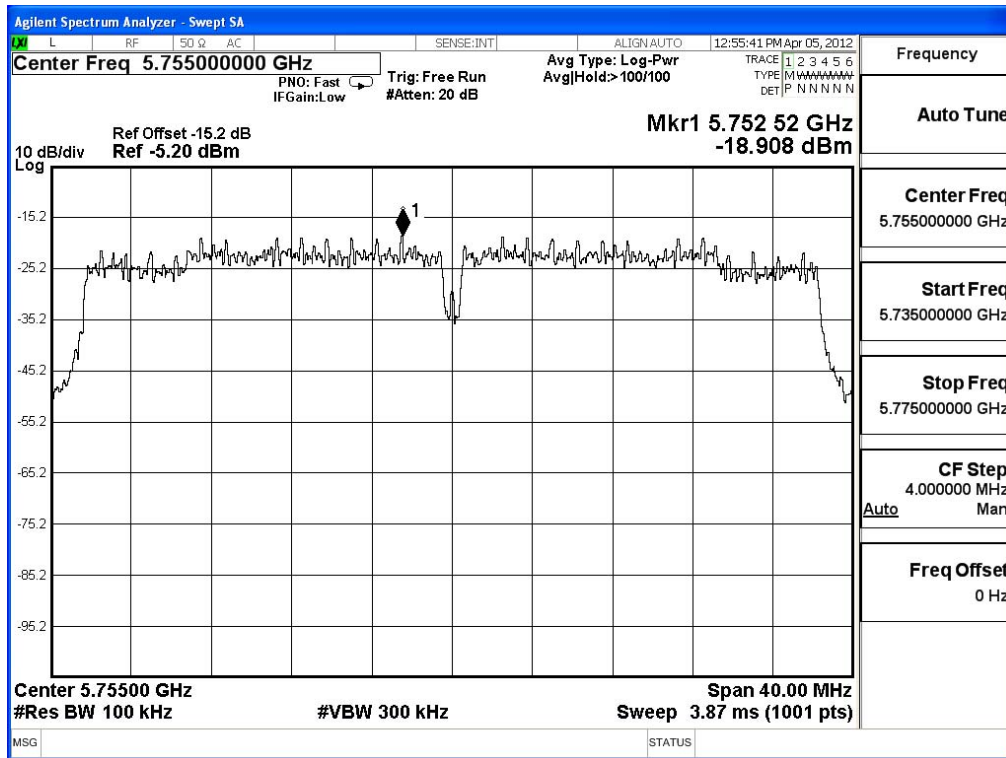


Figure Channel 151: (Chain B)



Product : Tablet PC
 Test Item : Power Density Data
 Test Site : No.3OATS
 Test Mode : Mode 7: Transmit - 802.11n-40BW_30Mbps(5G Band) (5795MHz)

Channel No.	Frequency (MHz)	Chain A Power (dBm)	Chain B Power (dBm)	Chain A+B Power (dBm)	Limit (dBm)	Result
159	5795.00	-17.558	-18.172	-14.844	< 8dBm	Pass

Note: Power Density Value (dBm) = 10*LOG (Chain A (mW)+ Chain B (mW))

Figure Channel 159: (Chain A)

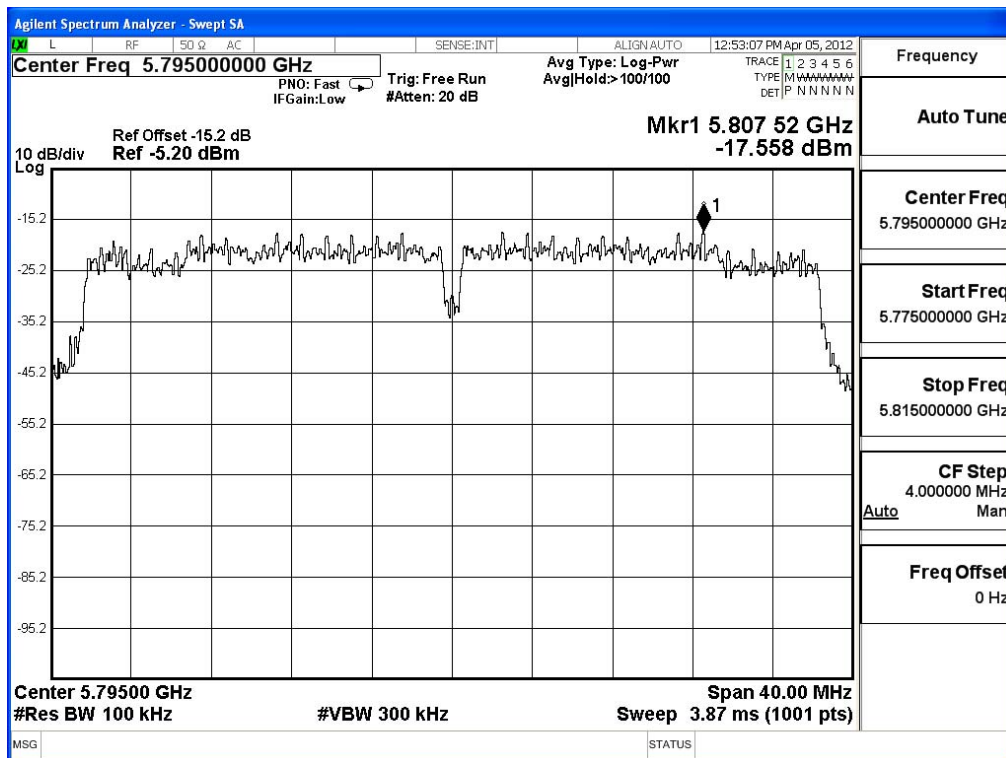
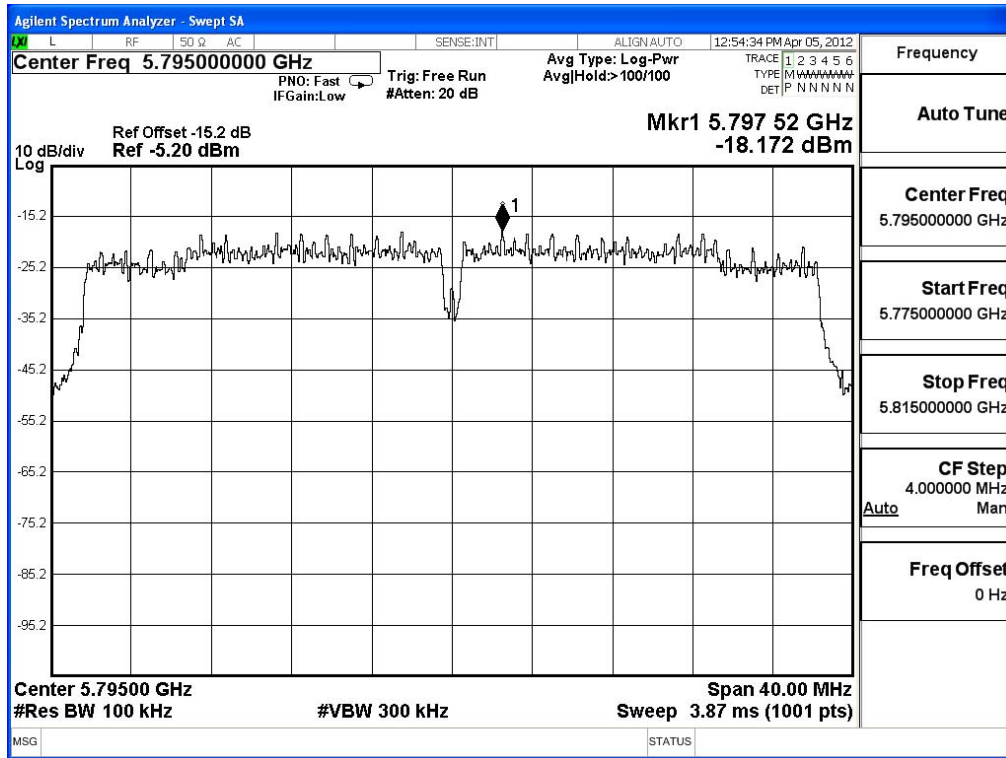


Figure Channel 159: (Chain B)



9. EMI Reduction Method During Compliance Testing

No modification was made during testing.