
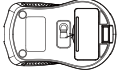






尺寸: 70\*100MM, 材質: 100克雙膠紙, 正反兩面黑白印刷

<p><b>2.4GHz Notebook Cordless Optical Mouse</b></p> <p><b>User's Manual</b></p>  <p>Thank you for use our products.</p>	<p><b>Specifications</b></p> <ul style="list-style-type: none"> <li>- Wireless frequency: 2424-2477MHz</li> <li>- Sensor report rate: 3000 frames/sec (Mouse)</li> <li>- Operation angle: 350°</li> <li>- Power requirement: 5V for USB port (Receiver)</li> <li>- ID number: 400001 random ID</li> <li>- Resolutions: 1200DPI</li> <li>- Sensor tracking speed: 14 inches/sec</li> <li>- Operation distance: 6-9m</li> <li>- USB version: USB 2.0</li> <li>- Service voltage: 7V</li> <li>- Working current: 5 mA</li> </ul> <p><b>Setup and Use</b></p> <p>1. open the battery case according to the indication of the following picture.</p>  <p>2.Put the 2*AAA batteries into the slot according the polarity mark</p> 	<p>3.Get out of the nano Receiver from the slot on the bottom.</p>  <p>4.Plug the Nano receiver into the available USB port of computer</p>  <p>5.Wireless setup is ok. You can work freely</p> <p>6.When you feels very slowly to move the mouse, it should be the batteries's power running low. Please consider to take the new batteries instead.</p> <p>7.For the nano receiver, as suggestion it's better to be inserted it in the computer and don't get away. Of course, you can store the receiver into the mouse too.</p> 	<p><b>Package Contents:</b></p> <ul style="list-style-type: none"> <li>- 1PC Wireless &amp; Optical Mouse</li> <li>- 1PC Nano USB Receiver</li> <li>- 1PC User Manual</li> </ul> <p><b>System Requirements</b></p> <ul style="list-style-type: none"> <li>- Windows Me, Windows2000 or Windows XP or Windows 7/8 or Vista operating system</li> <li>- IBM PC compatible system</li> <li>- USB Port</li> </ul> <p><b>Tips and Notes</b></p> <ul style="list-style-type: none"> <li>- Don't use it on the reflecting and uneven surfaces which will affect the mouse function.</li> <li>- Don't put the nano receiver to stay with any Bluetooth receivers together</li> <li>- Don't open and repair the mouse and receiver by yourself!</li> <li>- Pls take the dry and soft cotton fabrics to clean the mouse</li> <li>- Remember to throw away the old batteries to the waste battery recycle bin.</li> </ul> <p>FCC Warning</p> <p>This device complies with Part 15 of the FCC Rules. Operation is subject to the following two conditions:      (1) This device may not cause harmful interference, and      (2) This device must accept any interference received, including interference that may cause undesired operation.</p> <p>NOTE: Any changes or modifications to this unit not expressly approved by the party responsible for compliance could void the user's authority to operate the equipment.</p>
---------------------------------------------------------------------------------------------------------------------------------------------------------------------------------------------------------------------	----------------------------------------------------------------------------------------------------------------------------------------------------------------------------------------------------------------------------------------------------------------------------------------------------------------------------------------------------------------------------------------------------------------------------------------------------------------------------------------------------------------------------------------------------------------------------------------------------------------------------------------------------------------------------------------------------------------------------------------------------------------------------------------------------------------------------------------------------------------------------------------------------	----------------------------------------------------------------------------------------------------------------------------------------------------------------------------------------------------------------------------------------------------------------------------------------------------------------------------------------------------------------------------------------------------------------------------------------------------------------------------------------------------------------------------------------------------------------------------------------------------------------------------------------------------------------------------------------------------------------------------------------------------------------------------------------------	--------------------------------------------------------------------------------------------------------------------------------------------------------------------------------------------------------------------------------------------------------------------------------------------------------------------------------------------------------------------------------------------------------------------------------------------------------------------------------------------------------------------------------------------------------------------------------------------------------------------------------------------------------------------------------------------------------------------------------------------------------------------------------------------------------------------------------------------------------------------------------------------------------------------------------------------------------------------------------------------------------------------------------------------------------------------------------------------------------------------------------------------------------------------------------------------------------------------------------------------------------------------------------------------------------------------------------------------------------------------------------------------------------------------------------