

ANNEX 1

Photos of EUT




EUT

Photos of test setup

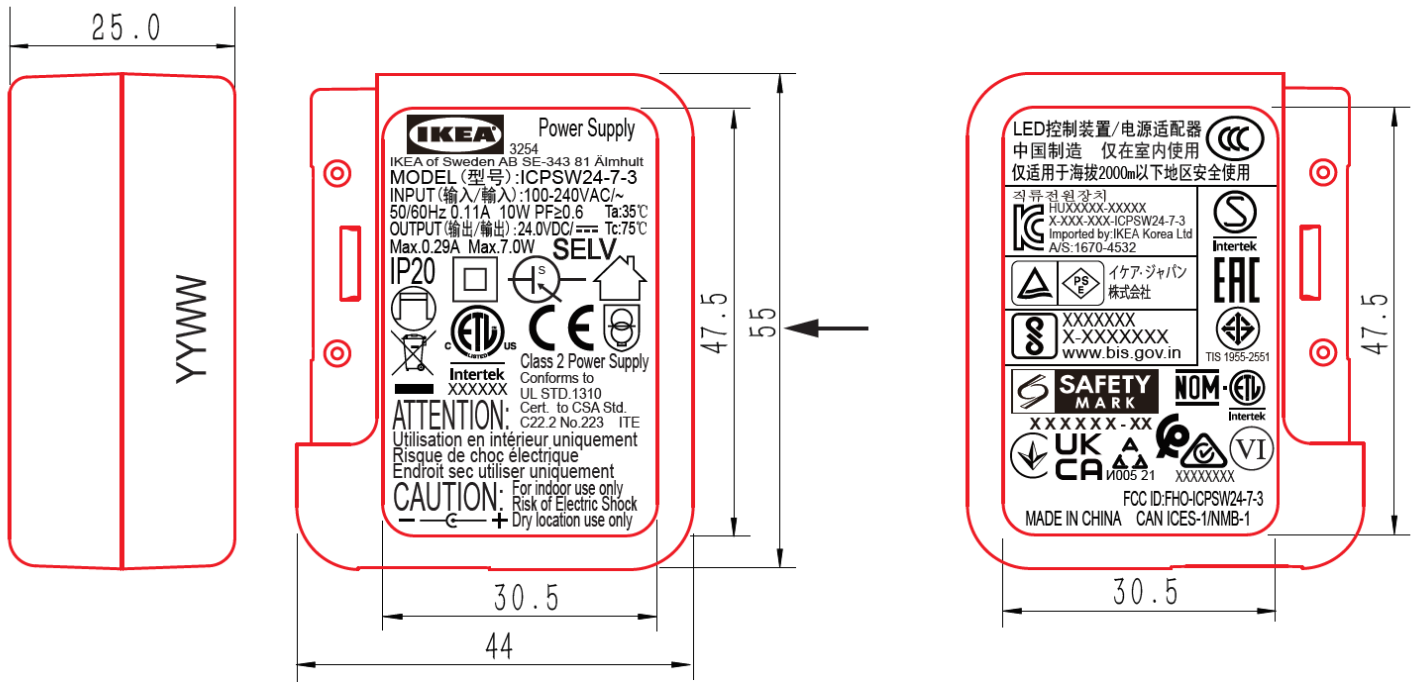


Test setup for conducted emission 150 kHz – 30 MHz



Test set up radiated emission 30 – 1000 MHz

Revision 2	Revision Comment increased input current from 0.1A to 0.11A		
No. of Changes	Checked by	Approved by Jonas Filipsson (jonfil)	Approved date 2021-08-11




Date: 2021. 8. 11 Version: B1

Manufacturing date “YYWW” will be attached separately on the product according to position marked YYWW.
 “YY” representing year of manufacturing (e.g. year 2019 is shown as “19”)
 “WW” representing week of manufacturing (e.g. week 1 is shown as “01”)

A4

Measurements according to the SI systems.
 This drawing is IKEA's property and is covered by industrial and intellectual property rights and should, without written consent from IKEA, in no way be copied, reproduced or communicated or otherwise used for any other purpose other than that which has been agreed.

Designed by IKEA of Sweden	No. of Pages 1 (1)	Tolerance	Replaces document
DRAWING  Design and Quality IKEA of Sweden	Description Electrical Component ♦ Electronic ♦ Name Label ICPSW24-7-3		
	Product Name IKEA Parts Library	Doc number 2289300	