


Test Setup

Conducted Emission




Radiated Emission

Below 30MHz




30MHz-1GHz



RF Exposure for FCC

H-Fild test (1Hz-400kHz at 15cm)




H-Fild test (1Hz-400kHz at 20cm)




H-Fild test (300kHz-30MHz at 15cm)



H-Fild test (300kHz-30MHz at 20cm)



E-Field test (100KHz-3GHz at 15mm)



E-Field test (100KHz-3GHz at 20cm)




RF Exposure for IC


Test setup on 0.8m table



H-Fild test (1Hz-400kHz at 10cm)




H-Fild test (300kHz-30MHz at 10cm)




NS test for IC

H-Fild test (1Hz-400kHz at 5mm)



H-Fild test (300kHz-30MHz at 5mm)



E-Field test (100KHz-3GHz at 5mm)

