




Prüfbericht-Nr.: <i>Test report no.:</i>	60431073-004 Appendix 1	Auftrags-Nr.: <i>Order no.:</i>	23870469 030	Seite 1 von 12 <i>Page 1 of 12</i>
Kunden-Referenz-Nr.: <i>Client reference no.:</i>	1288983	Auftragsdatum: <i>Order date:</i>	2020.11.29	
Auftraggeber: <i>Client:</i>	IKEA of Sweden AB			
Prüfgegenstand: <i>Test item:</i>	Hub for smart products			
Bezeichnung / Typ-Nr.: <i>Identification / Type no.:</i>	DIRIGERA / E2003 / FCC ID: FHO-E2003			
Auftrags-Inhalt: <i>Order content:</i>	Accredited testing according to FCC Part 15C			
Prüfgrundlage: <i>Test specification:</i>	FCC 47 CFR Part 15.247 with parts 15.207 & 15.209 ANSI C63.10: 2013			
Wareneingangsdatum: <i>Date of sample receipt:</i>	2020.11.30			
Prüfmuster-Nr.: <i>Test sample no.:</i>	See section 2.3			
Prüfzeitraum: <i>Testing period:</i>	2020.11.30 - 2021.03.04			
Ort der Prüfung: <i>Place of testing:</i>	Lund, Sweden			
Prüflaboratorium: <i>Testing laboratory:</i>	TÜV Rheinland Sweden			
Prüfergebnis*: <i>Test result*:</i>	Pass			
überprüft von: <i>reviewed by:</i>	genehmigt von: <i>authorized by:</i>			
Datum: 2022.02.15 <i>Date:</i>	 Signed by: Niall Forrester		 Signed by: Hakan Ahlberg	
Stellung / Position:	Senior Technical Expert	Stellung / Position:	Lab Manager	
Sonstiges / Other:	This report contains measurements for the Bluetooth Low Energy radio interface only			
Zustand des Prüfgegenstandes bei Anlieferung: <i>Condition of the test item at delivery:</i>	Prüfmuster vollständig und unbeschädigt <i>Test item complete and undamaged</i>			
* Legende:	1 = sehr gut P(ass) = entspricht o.g. Prüfgrundlage(n)	2 = gut F(ail) = entspricht nicht o.g. Prüfgrundlage(n)	3 = befriedigend N/A = nicht anwendbar	4 = ausreichend N/T = nicht getestet
* Legend:	1 = very good P(ass) = passed a.m. test specification(s)	2 = good F(ail) = failed a.m. test specification(s)	3 = satisfactory N/A = not applicable	4 = sufficient N/T = not tested
<p>Dieser Prüfbericht bezieht sich nur auf das o.g. Prüfmuster und darf ohne Genehmigung der Prüfstelle nicht auszugsweise vervielfältigt werden. Dieser Bericht berechtigt nicht zur Verwendung eines Prüfzeichens. <i>This test report only relates to the a. m. test sample. Without permission of the test center this test report is not permitted to be duplicated in extracts.</i></p>				

Revision History

REVISION	DATE	REMARKS	AUTHOR
001	2021.04.27	First Release	Niall Forrester
002	2021.09.28	Corrected gain figures, updated module name.	Niall Forrester
003	2021.12.06	Replaced gain with module figure	Niall Forrester
004	2022.02.15	Corrected label - peak output power	Niall Forrester
Note: Latest revision report will replace all previous reports			
This report based on FCC Part 15.247 Template version 1.2			

Table of Contents

1.	GENERAL INFORMATION	3
1.1	Test Site	3
1.2	Client Information	3
2.	Photographs	4
2.1	Photographs of the EUT	4
2.2	Test Setup Photographs: Radiated Emission 9 kHz – 30 MHz	6
2.3	Test Setup Photographs: Radiated Emission 30 MHz – 1 GHz	9
2.4	Test Setup Photographs: Radiated Emissions 1 GHz – 18 GHz	10
2.5	Test Setup Photographs: Radiated Emissions 18 GHz – 40 GHz	11
2.6	Test Setup Photographs: Conducted Emissions	12

1. GENERAL INFORMATION

1.1 Test Site

Test Facility:	TÜV Rheinland Sweden AB
Address:	Mobilvägen 10
	223 62 Lund
	Sweden
Swedac Registration Number:	10325
FCC Test Firm Registration Number:	517458
ISED Test Site Registration Number:	24753


1.2 Client Information

Company Name:	IKEA
Address:	Tulpanvägen 8
	343 34 Älmhult
	Sweden
Contact Person:	Jeton Salihu
Contact e-Mail / Telephone	Jeton.salihu@inter.ikea.com +46 701443175

2. Photographs

2.1 Photographs of the EUT

Top View



Side View





Bottom View



Device with Power Supply and USB Cable




2.2 Test Setup Photographs: Radiated Emission 9 kHz – 30 MHz Loop Antenna Parallel to Axis




Loop Antenna Perpendicular to Axis




Loop Antenna Parallel to Floor



2.3 Test Setup Photographs: Radiated Emission 30 MHz – 1 GHz



2.4 Test Setup Photographs: Radiated Emissions 1 GHz – 18 GHz



2.5 Test Setup Photographs: Radiated Emissions 18 GHz – 40 GHz



2.6 Test Setup Photographs: Conducted Emissions

