





## 8. SETUP PHOTOS


### ANTENNA PORT CONDUCTED RF MEASUREMENT SETUP













































**POWERLINE CONDUCTED EMISSIONS MEASUREMENT SETUP**





LINE CONDUCTED BACK PHOTO







**END OF REPORT**