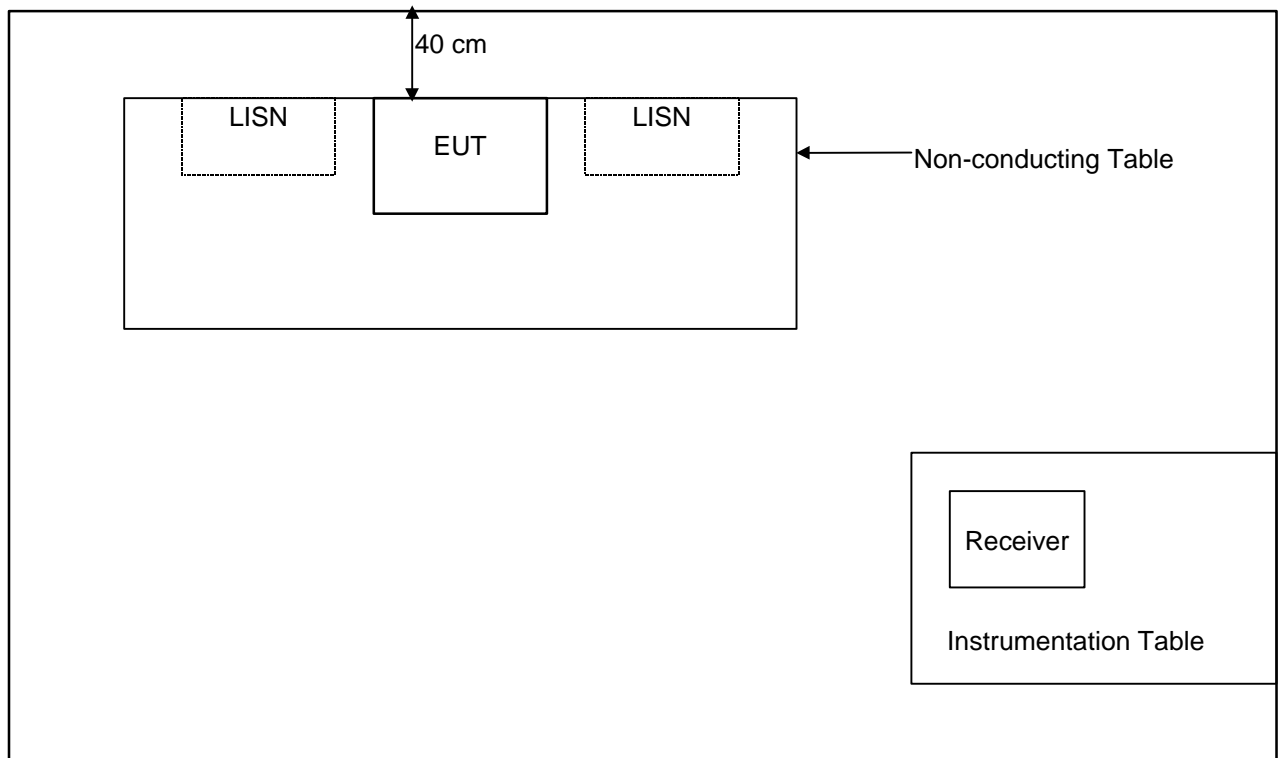


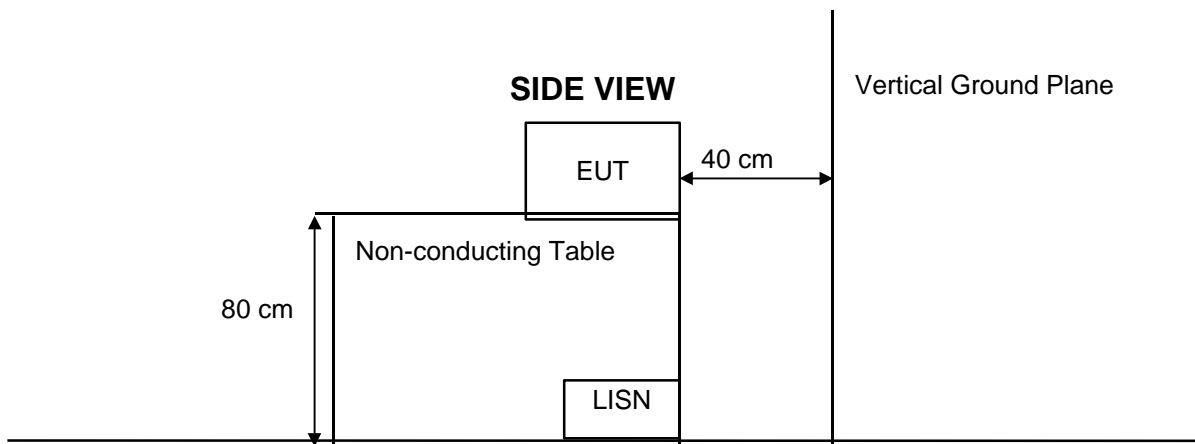
TEST SETUP FOR EFFECTIVE RADIATED POWER EMISSION TESTING

WILD RIVER LAB
Screen Room

TOP VIEW




SIDE VIEW



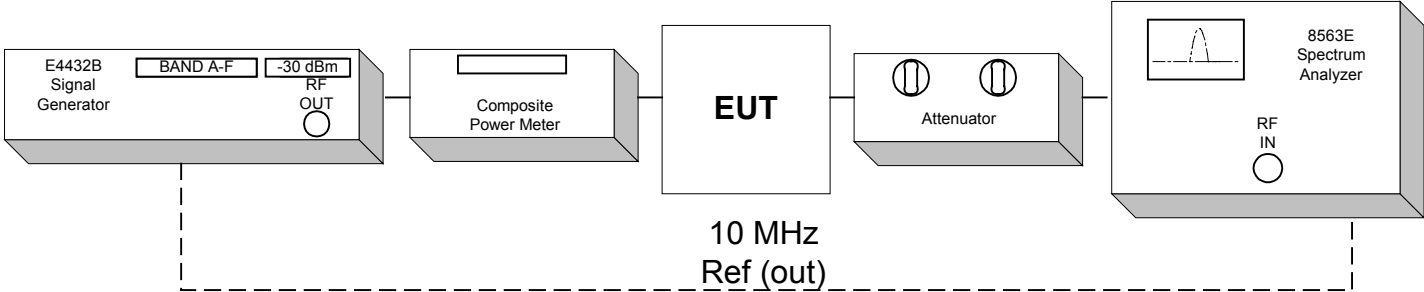
Other Measurements:
2 meters from top of EUT to ceiling
80 cm from closest part of EUT to the LISN

Test Setup
Effective Radiated Power (Emissions)



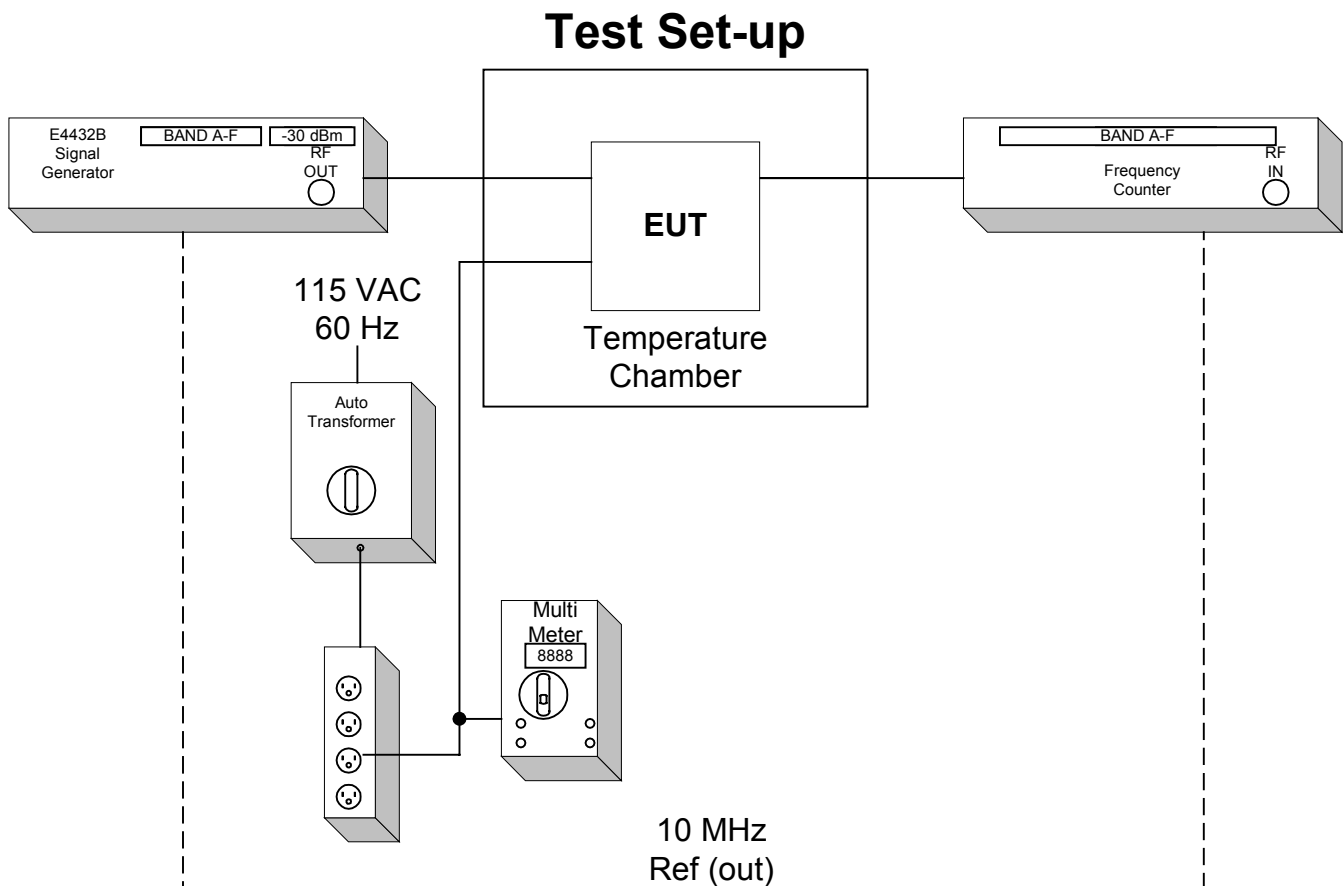
**Effective Isotropic Radiated Power Limit Test for ADC Inc.
Digivance 1900 MHz RIU
Models DGVI-310000RIU, DGVI-320000RIU, DGVI-330000RIU, DGVI-
340000RIU, DGVI-350000RIU, and DGVI-360000RIU.
Per FCC CFR 47 Part 24.232 (b) and (c)**

Test Set-up



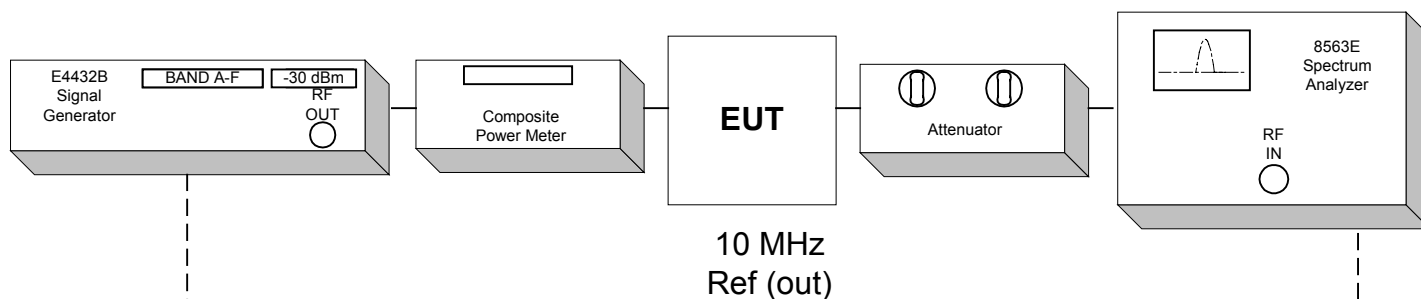
**Frequency Tolerance Test for ADC Inc. Digivance 1900 MHz RIU
Models DGVI-310000RIU, DGVI-320000RIU, DGVI-330000RIU, DGVI-340000RIU, DGVI-350000RIU,
and DGVI-360000RIU.
Per FCC CFR 47 Part 24.235**

EUT is tested from 0° to +50° C, which is the operating temperature of the system. The equipment is specified to be operating in an environment within this range.



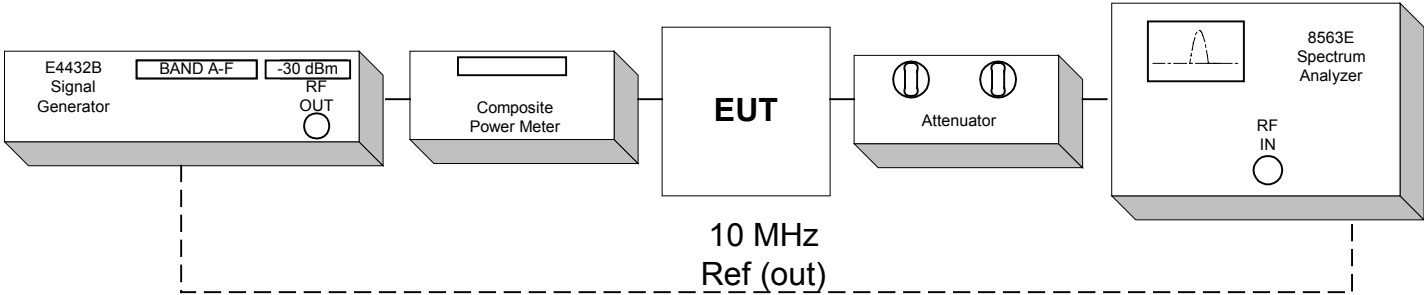
**Occupied Bandwidth Modulation Test for ADC Inc. Digivance 1900 MHz RIU
Models DGVI-310000RIU, DGVI-320000RIU, DGVI-330000RIU, DGVI-
340000RIU, DGVI-350000RIU, and DGVI-360000RIU.**

Test Set-up



**Conducted Emission Limits Test for ADC Inc. Digivance 1900 MHz RIU
Models DGVI-310000RIU, DGVI-320000RIU, DGVI-330000RIU, DGVI-
340000RIU, DGVI-350000RIU, and DGVI-360000RIU.
Per FCC CFR 47 Part 24.238 Emission Limits**

Test Set-up

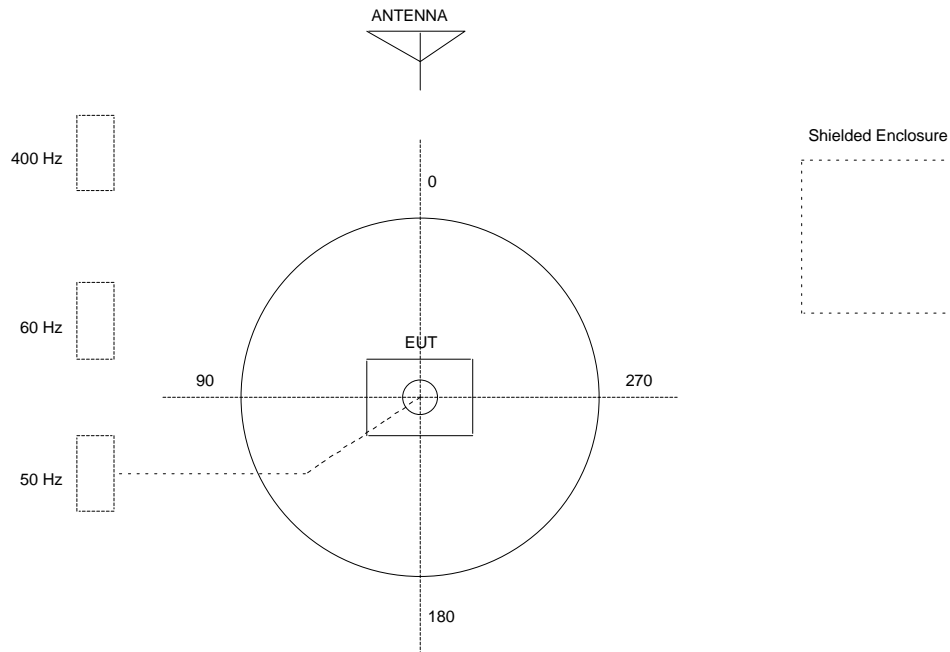


TEST SETUP FOR EMISSIONS TESTING

WILD RIVER LAB Large Test Site

Notes:


1. Items shown in dotted lines are located on the floor below the test area. It is 5 meters vertically from the ground floor to the test area.
2. 50 Hz, 60 Hz, and 400 Hz are power panels for alternating current.
3. The antenna may be positioned horizontally 3, 10 or 30 meters from the center of the turntable.
4. The circle is a 6.7 meter diameter turntable.
5. A ground plane is in the plane of this sheet.
6. The test sample is shown in the azimuthal position representing zero degrees.



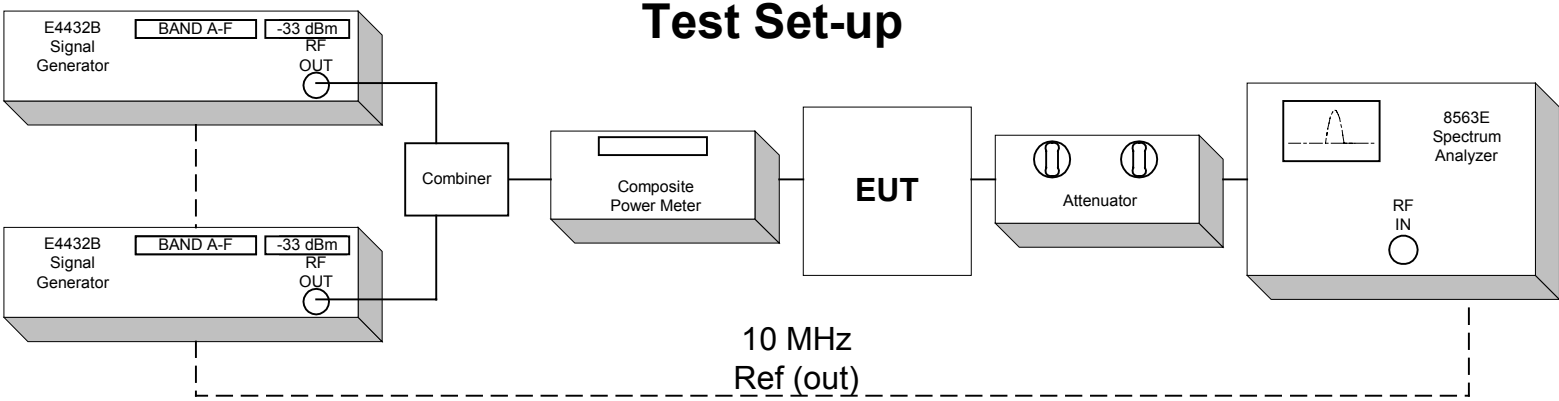
Test Setup
Radiated Emissions



Test Setup
Radiated Emissions



**Inter-Modulation Test for ADC Inc. Digivance 1900 MHz RIU
Models DGVI-310000RIU, DGVI-320000RIU, DGVI-330000RIU, DGVI-
340000RIU, DGVI-350000RIU, and DGVI-360000RIU.**



**CDMA Mask Test for ADC Inc. Digivance 1900 MHz RIU
Models DGVI-310000RIU, DGVI-320000RIU, DGVI-330000RIU, DGVI-
340000RIU, DGVI-350000RIU, and DGVI-360000RIU.**

Test Set-up

