




Digivance LRCS  
Host Unit  
Front View

Digivance LRCS 1900 MHz  
Host Unit  
Front View



Digivance LRCS  
Host Unit  
Left View

Digivance LRCS 1900 MHz  
Host Unit  
Left View




Digivance LRCS  
Host Unit  
Right View

Digivance LRCS 1900 MHz  
Host Unit  
Right View




Digivance LRCS  
Host Unit  
Rear View

Digivance LRCS 1900 MHz  
Host Unit  
Rear View



Digivance LRCS  
Host Unit  
Top View

Digivance LRCS 1900 MHz  
Host Unit  
Top View




Digivance LRCS  
Host Unit  
Bottom View

Digivance LRCS 1900 MHz  
Host Unit  
Bottom View



Digivance LRCS  
STM  
Front View


Digivance LRCS 1900 MHz  
Signal Transport Module - STM  
Front View



Digivance LRCS  
STM  
Left View


Digivance LRCS 1900 MHz  
Signal Transport Module - STM  
Left View






Digivance LRCS  
STM  
Right View

Digivance LRCS 1900 MHz  
Signal Transport Module - STM  
Right View




Digivance LRCS  
STM  
Rear View

Digivance LRCS 1900 MHz  
Signal Transport Module - STM  
Rear View



Digivance LRCS  
STM  
Top View


Digivance LRCS 1900 MHz  
Signal Transport Module - STM  
Top View




Digivance LRCS  
STM  
Bottom View

Digivance LRCS 1900 MHz  
Signal Transport Module - STM  
Bottom View


Digivance LRCS 1900 MHz Duplexer  
Top View - Typical




Digivance LRCS 1900  
MHz Duplexer  
Bottom Open View  
Typical



Digivance LRCS 1900 MHz Duplexer  
Detail 1 - Typical



Digivance LRCS 1900 MHz Duplexer  
Detail 2 - Typical







1900 MHz  
Linear Power Amplifier  
Front View

NOTE: FCC ID and IC ID were changed after photo was taken.



1900 MHz  
Linear Power Amplifier  
Left View



1900 MHz  
Linear Power Amplifier  
Right View



1900 MHz  
Linear Power Amplifier  
Rear View



1900 MHz  
Linear Power Amplifier  
Top View



1900 MHz  
Linear Power Amplifier  
Bottom View