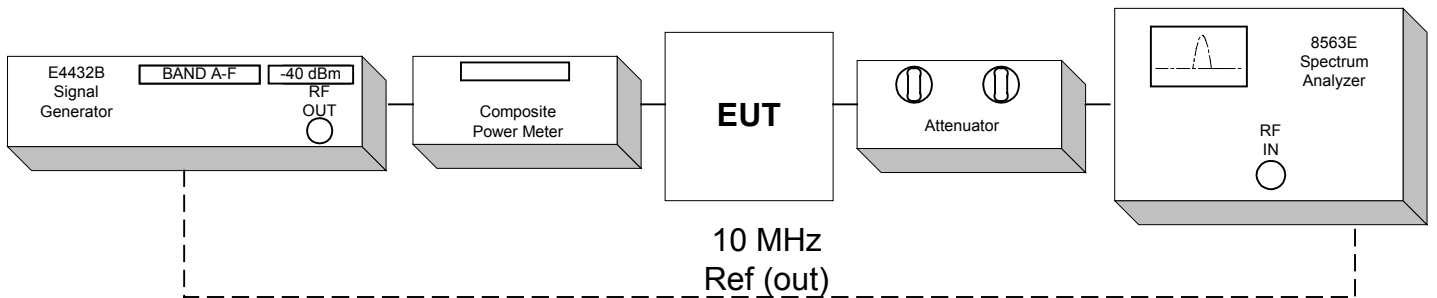


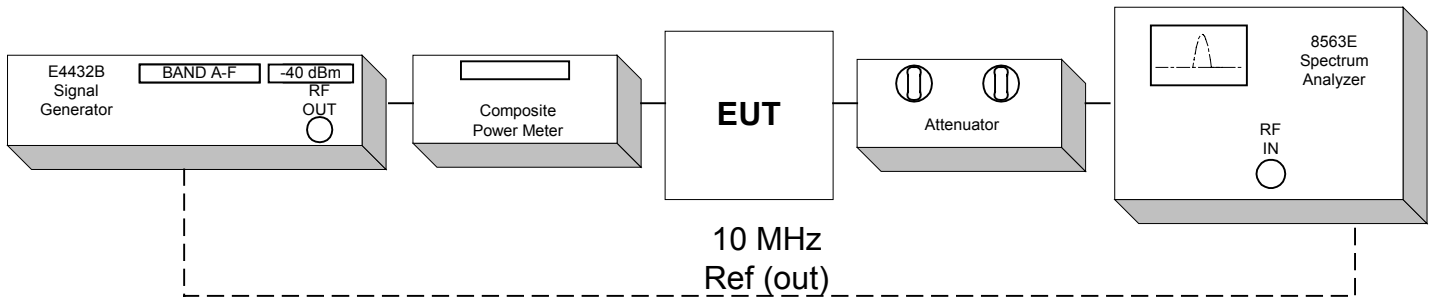
**Conducted Emission Limits Test for ADC Inc.
Digivance 1900 MHz 20 Watt System
Model Numbers DGVL-436100SYS, DGVL-446100SYS,
DGVL-456100SYS and DGVL-466100SYS.**

Test Set-up



**Occupied Bandwidth Modulation Test for ADC Inc.
Digivance 1900 MHz 20 Watt System
Model Numbers DGVL-436100SYS, DGVL-446100SYS,
DGVL-456100SYS and DGVL-466100SYS.**

Test Set-up

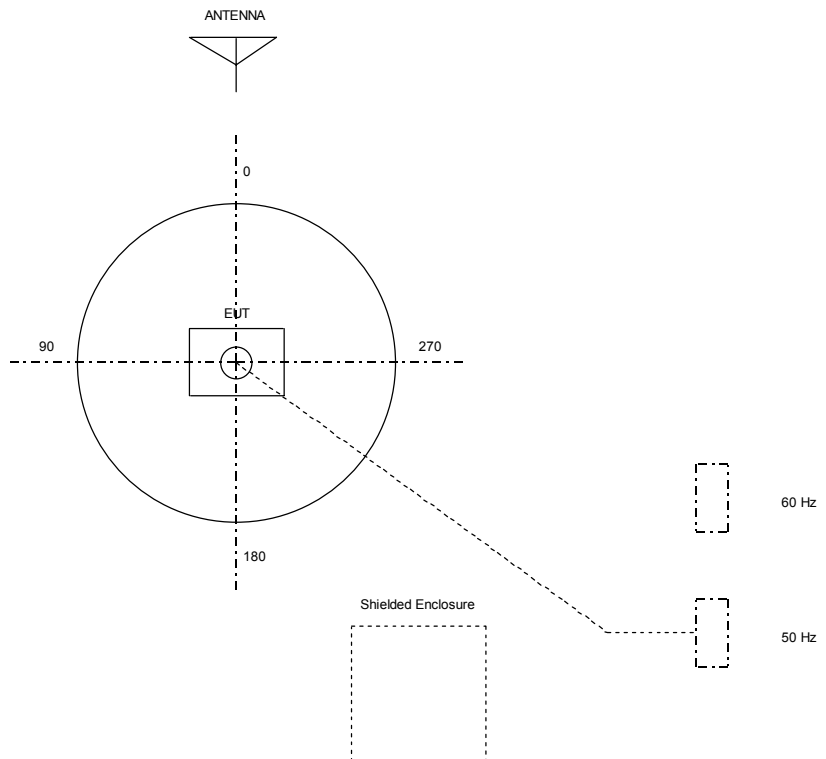


TEST SETUP FOR RADIATED EMISSIONS TESTING

OAKWOOD LAB


Notes:

1. Items shown in dotted lines are located on the floor below the test area. It is 5 meters vertically from the ground floor to test area.
2. 50 Hz and 60 Hz are power panels for alternating current.
3. The antenna may be positioned horizontally 3 or 10 meters from the center of the turntable.
4. The circle is a 6.7 meter diameter turntable.
5. A ground plane is in the plane of this sheet.
6. The test sample is shown in the azimuthal position representing zero degrees.



Radiated Emissions Test Setup Photos:

Front



Rear

