

GS3055-I DSC Cellular Alarm Communicator

850 - 1900 MHz GSM dual band antenna

Manufacturer Bondale Industries Ltd.

Model Number: G-RA-10102(323-030/F)

The GSM frequencies for these bands are:

Low band: TX: 824-849 MHz; RX: 869-893MHz. Low tuning
frequency: 858MHz (± 20 MHz)

High band: TX: 1850-1910MHz; RX : 1930-1990MHz. High tuning
frequency: 1920MHz (± 30 MHz)

Expected Return Loss on the tuning frequencies: Less than -
10dB

Refer below to the electrical specifications and mechanical
specifications.

Radiator dimension specification:

Inner radial length: 63mm

Outer spring: $9 + \frac{1}{2}$ turns (with a short circuit on first
turn).

Gain: Lower band +1dBi
Higher band -2.6dBi

850 – 1900MHz GSM ANTENNA

- Electrical specifications

Tuning frequencies: 858MHz (± 20 MHz) and 1920 MHz (± 30 MHz)

Expected Return Loss on the tuning frequencies: Less than -10dB

- Return Loss diagram of antenna sample

Fig 1. Low band: Tuning frequency: 867MHz, Return Loss: -33,83dB

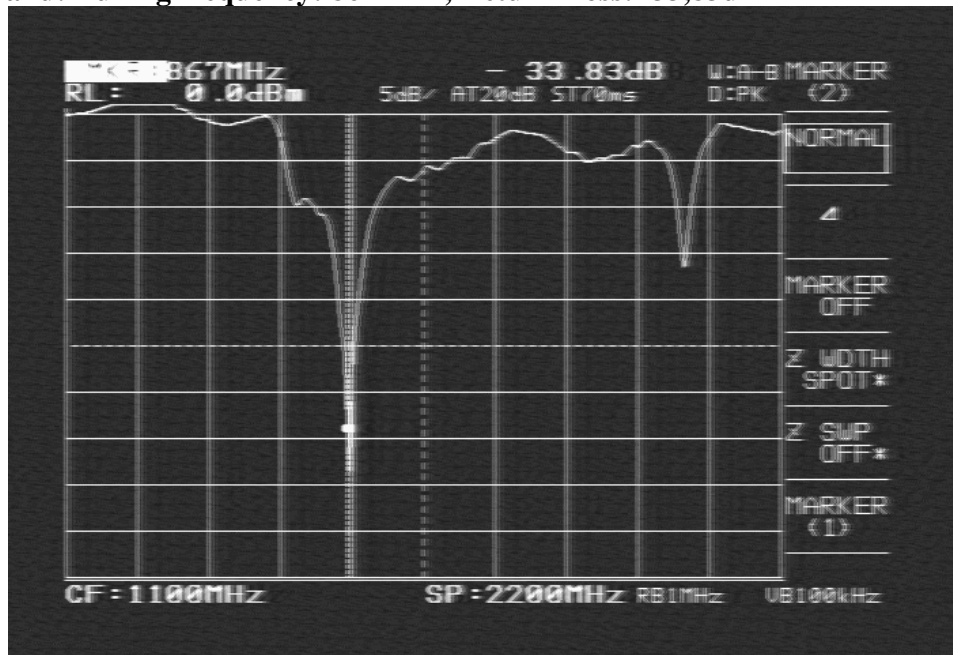
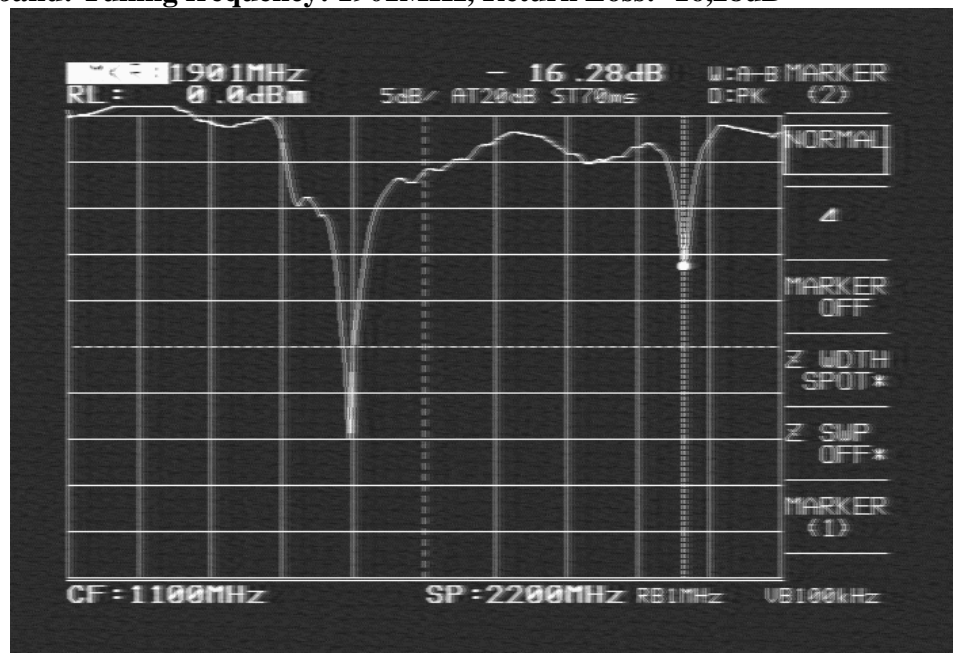


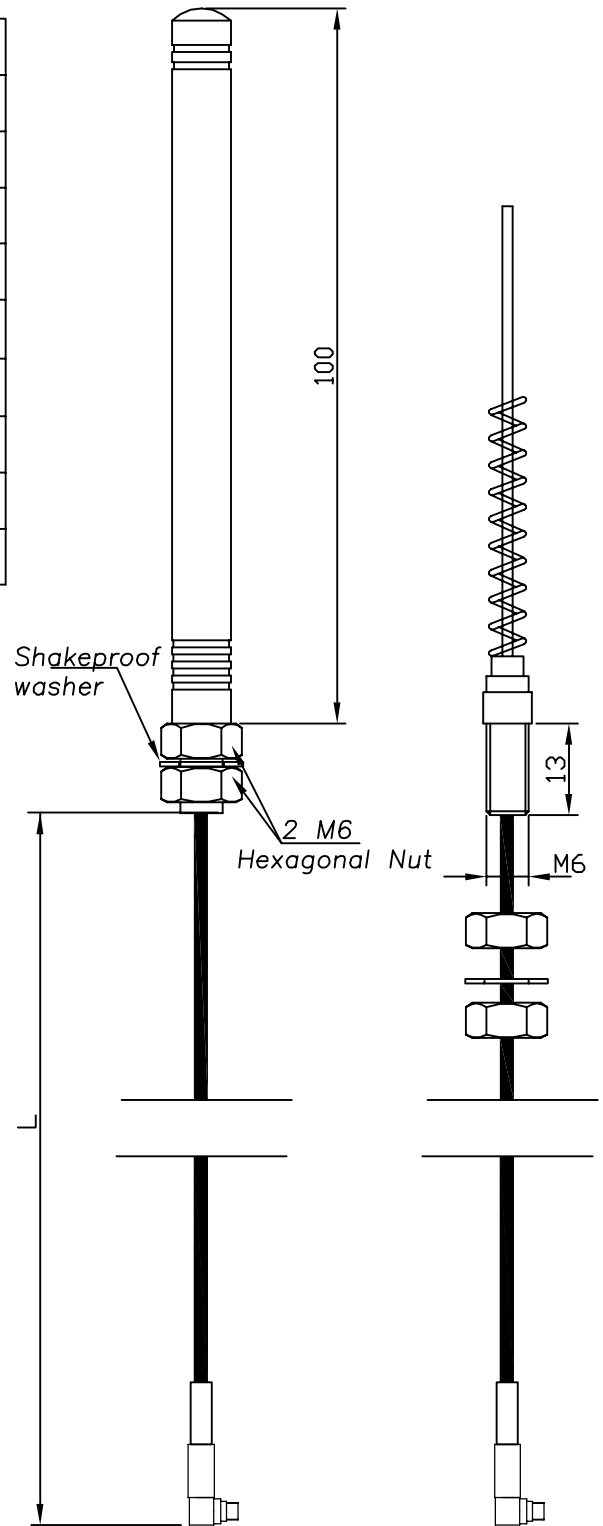
Fig 2. High band: Tuning frequency: 1901MHz, Return Loss: -16,28dB



- Picture of the sample:



CODE	ANTBIBHP2MMCX-AM
TYPE	
WAY	
SECTION	
LENGTH	L= 125 mm.
CONNECTOR	MMCX
COLOUR	BLACK
SHEATH STRIP OFF	NO
TINNED END	NO
HEATSHRINK TUBING	YES (Colour: WHITE)



DESIGNED FOR:
BENTEL



The contents of this sheet
are the sole property of
BENTEL SECURITY.
All rights reserved.

QUANT.	WEIGHT	SCALE	DIS.	CHECKED	DATE			
					25/11/05			
Material	CHART		MODIFY	No. RICH.	DATE	DECORR.	SIGNATURE	
Finish				A				
GENERAL TOLERANCE EXCEPT IF OTHERWISE STATED h11- H11				B				
				C				
			D					
CABLE SPECIFICATION			FILE : ANTBIBHP2MMCX-AM				EDIT	4
			COD. ANTBIBHP2MMCX-AM				SHEET	