

Hewlett-Packard Company

sp400f
(Quatech Veyron Rev C)

Report No. HEWP0041.1

Report Prepared By



www.nwemc.com
1-888-EMI-CERT

© 2009 Northwest EMC, Inc

EMC Test Report



22975 NW Evergreen Parkway
Suite 400
Hillsboro, Oregon 97124

Certificate of Test
Last Date of Test: June 26, 2009
Hewlett-Packard Company
Model: sp400f (Quatech Veyron Rev C)

Emissions			
Test Description	Specification	Test Method	Pass/Fail
Maximum Permissible Exposure	FCC 2.1091:2009	OET Bulletin 65, Supplement C Ed 01-01	Pass

Modifications made to the product
See the Modifications section of this report

Approved By:

Don Facteau, IS Manager

This report must not be used to claim product certification, approval, or endorsement by NVLAP, NIST, or any agency of the federal government of the United States of America.

Product compliance is the responsibility of the client, therefore the tests and equipment modes of operation represented in this report were agreed upon by the client, prior to testing. This Report may only be duplicated in its entirety. The results of this test pertain only to the sample(s) tested. The specific description is noted in each of the individual sections of the test report supporting this certificate of test.

Revision Number	Description	Date	Page Number
00	None		

FCC: Accredited by NVLAP for performance of FCC radio, digital, and ISM device testing. Our Open Area Test Sites, certification chambers, and conducted measurement facilities have been fully described in reports filed with the FCC and accepted by the FCC in letters maintained in our files. Northwest EMC has been accredited by ANSI to ISO / IEC Guide 65 as a product certifier. We have been designated by the FCC as a Telecommunications Certification Body (TCB). This allows Northwest EMC to certify transmitters to FCC specifications in accordance with 47 CFR 2.960 and 2.962.



NVLAP: Northwest EMC, Inc. is accredited under the United States Department of Commerce, National Institute of Standards and Technology, and National Voluntary Laboratory Accreditation Program for satisfactory compliance with the requirements of ISO/IEC 17025 for Testing Laboratories. The NVLAP accreditation encompasses Electromagnetic Compatibility Testing in accordance with the European Union EMC Directive 2004/108/EC, and ANSI C63.4. Additionally, Northwest EMC is accredited by NVLAP to perform radio testing in accordance with the European Union R&TTE Directive 1999/5/EEC, the requirements of FCC, and the RSS radio standards for Industry Canada.



NVLAP LAB CODE 200629-0
NVLAP LAB CODE 200630-0
NVLAP LAB CODE 200676-0
NVLAP LAB CODE 200761-0

Industry Canada: Accredited by NVLAP for performance of Industry Canada RSS and ICES testing. Our Open Area Test Sites and certification chambers comply with RSS-Gen, Issue 2 and have been filed with Industry Canada and accepted. Northwest EMC has been accredited by ANSI to ISO / IEC Guide 65 as a product certifier. We have been designated by NIST and recognized by Industry Canada as a Certification Body (CB) per the APEC Mutual Recognition Arrangement (MRA). This allows Northwest EMC to certify transmitters to Industry Canada technical requirements. (*Site Filing Numbers - Hillsboro: 2834D-1, 2834D-2, Sultan: 2834C-1, Irvine: 2834B-1, 2834B-2*)



CAB: Designated by NIST and validated by the European Commission as a Conformity Assessment Body (CAB) to conduct tests and approve products to the EMC directive and transmitters to the R&TTE directive, as described in the U.S. - EU Mutual Recognition Agreement.



NEMKO: Assessed and accredited by NEMKO (Norwegian testing and certification body) for European emissions and immunity testing. As a result of NEMKO's laboratory assessment, they will accept test results from Northwest EMC, Inc. for product certification (Authorization No. ELA 119).



Australia/New Zealand: The National Association of Testing Authorities (NATA), Australia has been appointed by the ACA as an accreditation body to accredit test laboratories and competent bodies for EMC standards. Accredited test reports or assessments by competent bodies must carry the NATA logo. Test reports made by an overseas laboratory that has been accredited for the relevant standards by an overseas accreditation body that has a Mutual Recognition Agreement (MRA) with NATA are also accepted as technical grounds for product conformity. The report should be endorsed with the respective logo of the accreditation body (NVLAP).



VCCI: Accepted as an Associate Member to the VCCI, Acceptance No. 564. Conducted and radiated measurement facilities have been registered in accordance with Regulations for Voluntary Control Measures, Article 8. (*Registration Numbers. - Hillsboro: C-1071, R-1025, C-2687, T-289, and R-2318, Irvine: R-1943, C-2766, and T-298, Sultan: R-871, C-1784, and T-294.*)



BSMI: Northwest EMC has been designated by NIST and validated by C-Taipei (BSMI) as a CAB to conduct tests as described in the APEC Mutual Recognition Agreement (US0017). License No.SL2-IN-E-1017.



GOST: Northwest EMC, Inc. has been assessed and accredited by the Russian Certification bodies Certinform VNIINMASH, CERTINFO, SAMTES, and Federal CHEC, to perform EMC and Hygienic testing for Information Technology Products. As a result of their laboratory assessment, they will accept test results from Northwest EMC, Inc. for product certification




KCC: Northwest EMC, Inc is a CAB designated by MRA partners and recognized by Korea. (*Assigned Lab Numbers: Hillsboro: US0017, Irvine: US0158, Sultan: US0157*)



SCOPE


For details on the Scopes of our Accreditations, please visit:

<http://www.nwemc.com/accreditations/>



**California – Orange County Facility
Labs OC01 – OC13**

41 Tesla Ave. Irvine, CA 92618
(888) 364-2378 Fax: (503) 844-3826



**Oregon – Evergreen Facility
Labs EV01 – EV11**

22975 NW Evergreen Pkwy. Suite 400 Hillsboro, OR 97124
(503) 844-4066 Fax: (503) 844-3826



**Washington – Sultan Facility
Labs SU01 – SU07**

14128 339th Ave. SE Sultan, WA 98294
(888) 364-2378

Party Requesting the Test

Company Name:	Hewlett-Packard Company
Address:	1000 NE Circle Blvd
City, State, Zip:	Corvallis, OR 97330
Test Requested By:	Myra Long
Model:	sp400f (Quatech Veyron Rev C)
First Date of Test:	June 26, 2009
Last Date of Test:	June 26, 2009
Receipt Date of Samples:	June 11, 2009
Equipment Design Stage:	Production
Equipment Condition:	No Damage

Information Provided by the Party Requesting the Test**Functional Description of the EUT (Equipment Under Test):**

802.11b/g radio module and antenna PCA with chip antenna

Testing Objective:

To demonstrate compliance with FCC requirements for RF exposure for 2.1091 mobile devices.

OVERVIEW

Human exposure to RF emissions from mobile devices (47 CFR §2.1091) may be evaluated based on the MPE limits adopted by the FCC for electric and magnetic field strength and/or power density, as appropriate, since exposures are assumed to occur at distances of 20 cm or more from persons. ANSI C95.1-1992 specifies a minimum separation distance of 20 cm for performing reliable field measurements to determine adherence to MPE limits. If the minimum separation distance between a transmitter and nearby persons is more than 20 cm under normal operating conditions, compliance with MPE limits may be determined at such distance from the transmitter. When applicable, operation instructions and prominent warning labels may be used to alert the exposed persons to maintain a specified distance from the transmitter or to limit their exposure durations and usage conditions to ensure compliance. If the use of warning labels on a transmitter is not effective or desirable, the alternative of performing SAR evaluation with the device at its closest range to persons under normal operating conditions may be used. The field strength and power density limits adopted by the FCC are based on whole-body averaged exposure and the assumption of RF field levels relate most accurately to estimating whole-body averaged SAR. This means some local values of exposures exceeding the stated field strength and power density limits may not necessarily imply non-compliance if the spatial average of spatially averaged RF fields over the exposed portions of a person's body does not exceed the limits.

COMPLIANCE WITH 47 CFR 15.247(i)

"Systems operating under the provisions of this section shall be operated in a manner that ensures that the public is not exposed to radio frequency energy levels in excess of the Commission's guidelines. See § 1.1307(b)(1) of this chapter."

The EUT will only be used with a separation distance of 20 centimeters or greater between the antenna and the body of the user or nearby persons and can therefore be considered a mobile transmitter per 47 CFR 2.1091(b). The highest gain antenna has a peak gain of 1.7 dBi. The maximum peak conducted output power is 143 mW. The maximum peak radiated power is 211 mW (EIRP). Per 47 CFR 1.1310, the EUT meets the General Population / Uncontrolled exposure limits listed in Table 1.

FCC LIMITS FOR MPE

Limits for General Population /Uncontrolled Exposure: 47 CFR 1.1310

Frequency Range (MHz)	Electric Field (V/m)	Magnetic Field (A/m)	Power Density (mW/cm ²)	Averaging Time (minutes)
0.3 - 1.34	614	1.63	*(100)	30
1.34 - 30	824/f	2.19/f	*(180/f ²)	30
30 - 300	27.5	0.073	0.2	30
300 - 1500			f/1500	30
1500 - 100000			1	30

f = frequency in MHz

* = Plane-wave equivalent power density

METHOD OF EVALUATION

The exposure level at a 20 cm distance from the EUT's transmitting antenna is calculated using the general equation:

$$S = \frac{P * G}{4 * \pi * R^2}$$

Where: S = power density (mW/cm²)


P = power input to the antenna (mW)

G = numeric power gain relative to an isotropic radiator

R = distance to the center of the radiation of the antenna (20 cm = limit for MPE estimates)

P*G = EIRP

Solving for S, the maximum power density 20 cm from the transmitting antenna is summarized in the following table:

NORTHWEST		Maximum Permissible Exposure (MPE)		XMIT 2008.12.29	
EMC					
EUT:	sp400f (Quatech Veyron Rev C)			Work Order:	HEWP0041
Serial Number:	None			Date:	06/26/09
Customer:	Hewlett-Packard Company			Temperature:	N/A
Attendees:	None			Humidity:	N/A
Project:	None			Barometric Pres.:	N/A
Evaluated by:	Rod Peloquin	Power:	N/A	Job Site:	EV06
SPECIFICATIONS		Method			
FCC 15.247 (DTS):2009		OET Bulletin 65, Supplement C Ed 01-01			
COMMENTS					
None					
DEVIATIONS FROM TEST STANDARD					
No Deviations					
Results					
Pass					
		 Signature			

Antenna Type	Antenna Manufacturer	Antenna Part No.	Transmit Frequency (MHz)	Max Peak Conducted Output Power (mW)	Antenna Gain (dBi)	Minimum Antenna Cable Loss (dB)	Power Density @ 20 cm (mW/cm ²)	General Population Exposure Limit from 1.1310 (mW/cm ²)
Chip	Taiyo Yuden	AF216M245001	2400	143	1.7	0	0.042	1