



## Channelized Signal Booster - External Photos




Complete System - Front View

Channelized Signal Booster - External Photos




Complete System  
Left Side View

Channelized Signal Booster - External Photos



Complete System Rear View

Channelized Signal Booster - External Photos



Complete System  
Right Side View

Channelized Signal Booster - External Photos



Channel Module 3-22322  
Front View



Channel Module 3-22322  
Rear View

## Channelized Signal Booster - External Photos




Channel Module 3-22322 right side view.



Channel Module 3-22322 Left Side View.



Channelized Signal Booster - External Photos



Comblin Filter Assembly 3-9774 rear view.



Comblin Filter Assembly 3-9774 front view.

Channelized Signal Booster - External Photos




Comblin Filter Assembly 3-9774 right side view.




Comblin Filter Assembly 3-9774 left side view.



Channelized Signal Booster - External Photos



Active Combiner Assembly 3-22318 top view.




Active Combiner Assembly 3-22318 bottom view.

Channelized Signal Booster - External Photos



Active Combiner Assembly 3-22318 front view.




Active Combiner Assembly 3-22318 back view.

Channelized Signal Booster - External Photos



UHF Distribution Amplifier Assembly 3-22340 bottom view.



UHF Distribution Amplifier Assembly 3-22340 top view.

Channelized Signal Booster - External Photos




UHF Distribution Amplifier Assembly 3-22340 front view.




UHF Distribution Amplifier Assembly 3-22340 rear view.



Channelized Signal Booster - External Photos



Hybrid Combiner 3-18317-1 top view.



Hybrid Combiner 3-18317-1 bottom view.

Channelized Signal Booster - External Photos



Hybrid Combiner 3-18317-1 front view.



Hybrid Combiner 3-18317-1 rear view.



Channelized Signal Booster - External Photos




Power Amplifier 8-22290 top view.




Power Amplifier 8-22290 bottom view.

Channelized Signal Booster - External Photos




Power Amplifier 8-22290 front view.




Power Amplifier 8-22290 rear view.

Channelized Signal Booster - External Photos



6-Way Power Divider 3-16676 top view.




6-Way Power Divider 3-16676 bottom view.

Channelized Signal Booster - External Photos



6-Way Power Divider 3-16676 front view.



6-Way Power Divider 3-16676 rear view.

## Channelized Signal Booster - External Photos



Power Supply (8-22688) and Control Board (3-22299).



**RF FILTER**

MODEL 5044

LOWPASS

550 MHz CUT OFF

BIRD ELECTRONIC CORP  
CLEVELAND, OHIO USA