


Contents

Comb Generator:.....	2
Double Ridge Waveguide 1 GHz to 9.28 GHz:.....	2
Log periodic 200 MHz to 1 GHz:.....	3
Log periodic 200 MHz to 1 GHz:.....	3
Biconical 30 MHz to 200 MHz:.....	4
Loop 9 KHz to 30 MHz.....	4
Loop 9 KHz to 30 MHz.....	5
Conducted measurements.....	5


Comb Generator:

Comb generator was used to check for correct sensitivity of measurement setup



Double Ridge Waveguide 1 GHz to 9.28 GHz:

Double Ridge Waveguide with pre amp, to increase sensitivity, used to measure unintended emissions above 1 GHz.



Log periodic 200 MHz to 1 GHz:

Log periodic with pre amp, to increase sensitivity, for low level emissions and low power band edge measurements.



Log periodic 200 MHz to 1 GHz:

Log periodic without pre amp, used to measure high power intended emissions and band edge measurements.



Biconical 30 MHz to 200 MHz:

Biconical with pre amp, for measurement of low power unintended emissions.




Loop 9 KHz to 30 MHz

Loop antenna used for measuring unintended emission below 30 MHz.



Loop 9 KHz to 30 MHz

Loop antenna used for measuring unintended emission below 30 MHz. Rotated to maximize emissions reading.



Conducted measurements

HP 8593E serial number 3543A02032 as used for all measurements, except time interval and some band edge measurements.



Agilent E4440A serial number 3543A02032 as used for some band edge measurements.

