Appendix A3: Min emission bandwidth

Test Result

TestMode	Antenna	Channel	6db EBW [MHz]	Limit[MHz]	Verdict
11A	Ant1	5745	16.640	0.5	PASS
		5785	16.640	0.5	PASS
		5825	16.640	0.5	PASS
11N20	Ant1	5745	17.720	0.5	PASS
		5785	17.720	0.5	PASS
		5825	17.720	0.5	PASS
11N40	Ant1	5755	36.640	0.5	PASS
		5795	36.640	0.5	PASS
11AC20	Ant1	5745	17.720	0.5	PASS
		5785	17.720	0.5	PASS
		5825	17.720	0.5	PASS
11AC40	Ant1	5755	36.640	0.5	PASS
		5795	36.640	0.5	PASS
11AC80	Ant1	5775	76.800	0.5	PASS

Test Graphs

11A_Ant1_5745

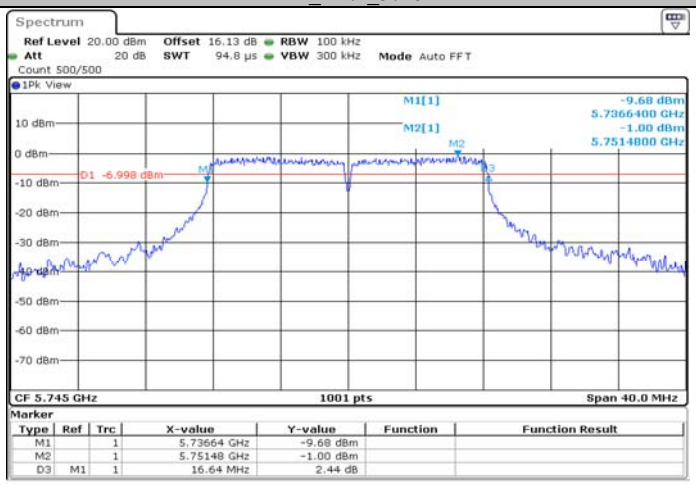

11A_Ant1_5785

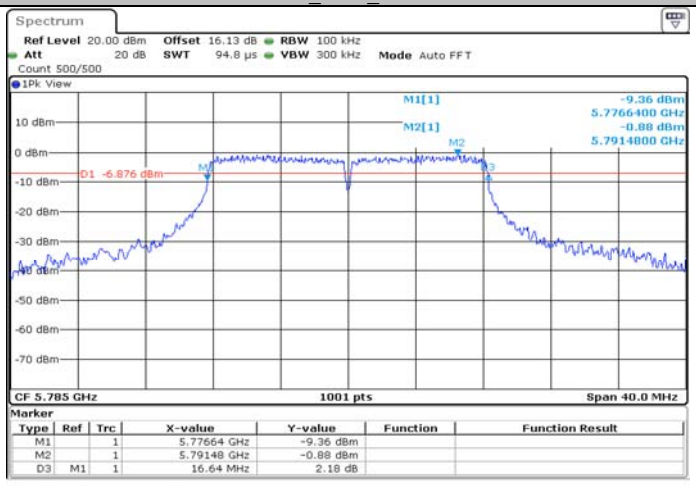

11A_Ant1_5825

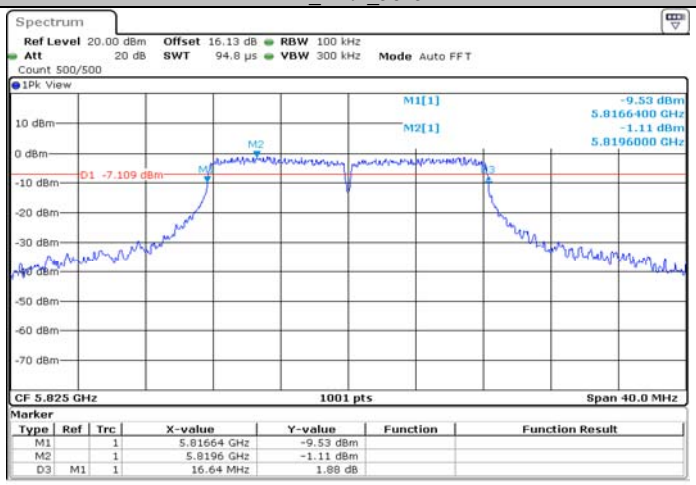

11N20_Ant1_5745

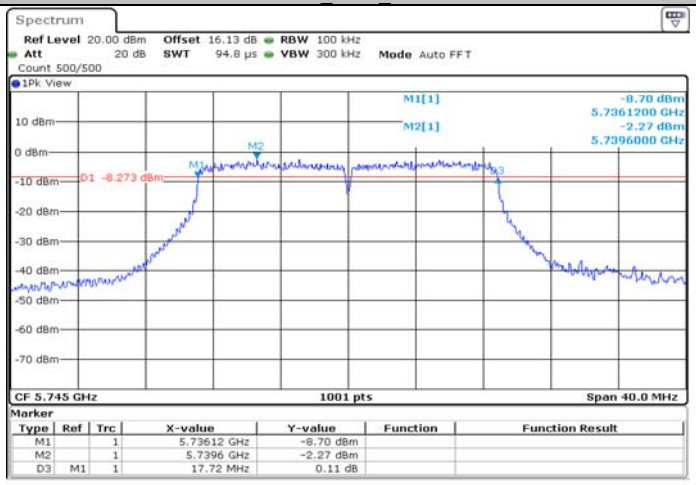

11N20_Ant1_5785

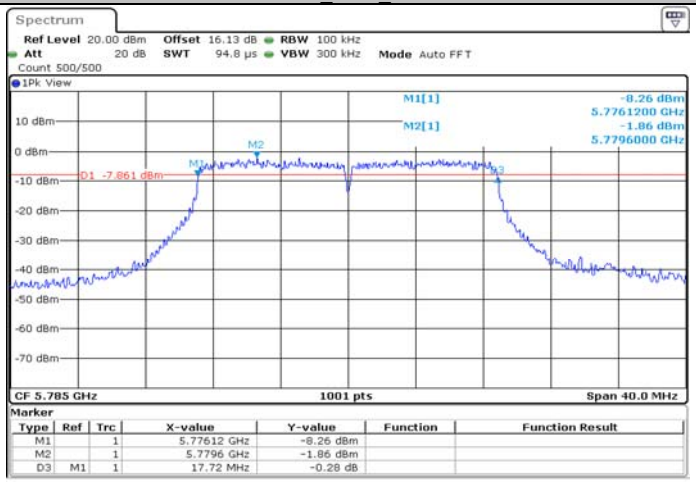

11N20_Ant1_5825

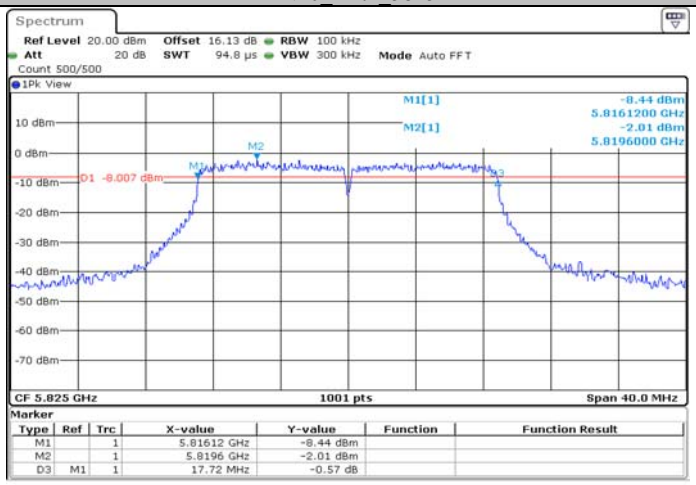

11N40_Ant1_5755

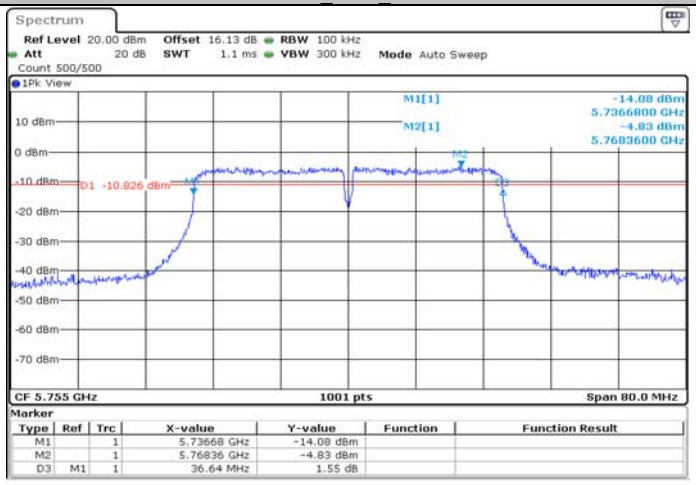

11N40_Ant1_5795

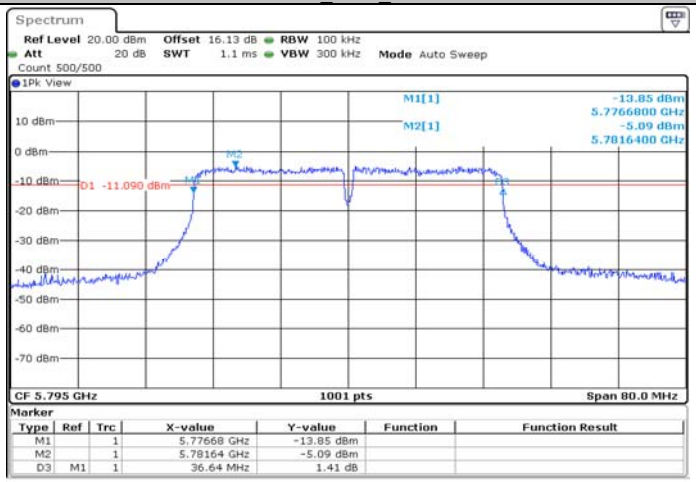

11AC20_Ant1_5745

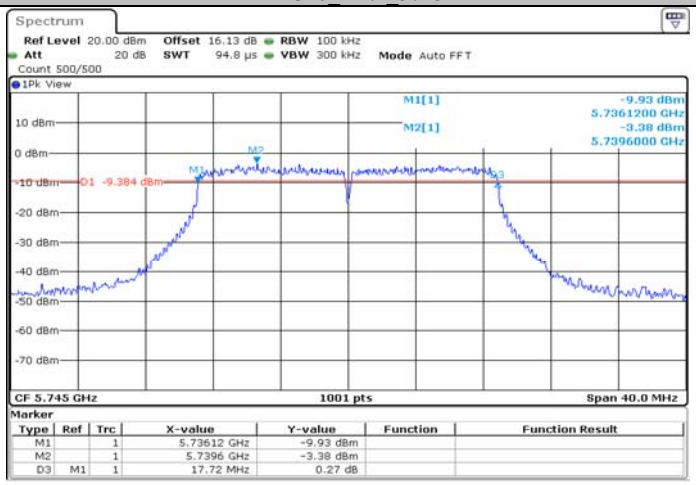

11AC20_Ant1_5785

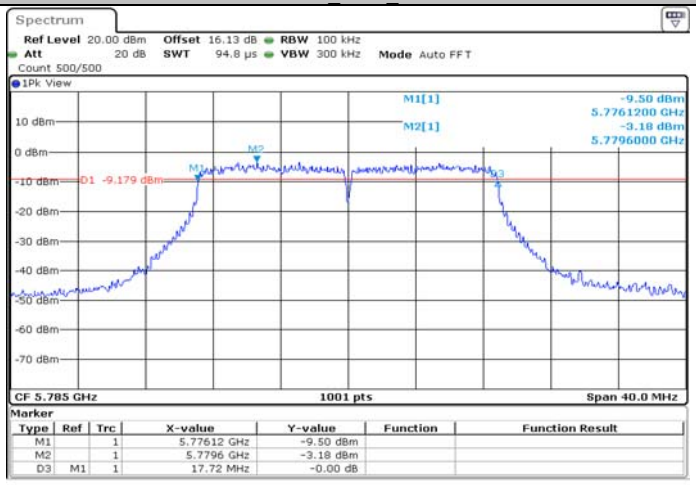

11AC20_Ant1_5825

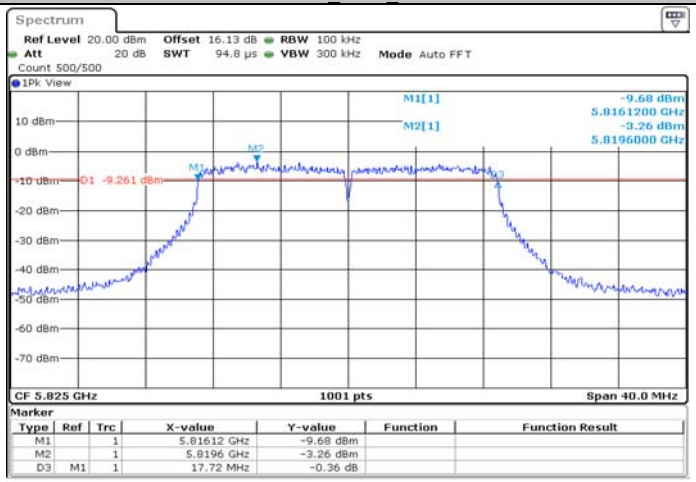

11AC40_Ant1_5755

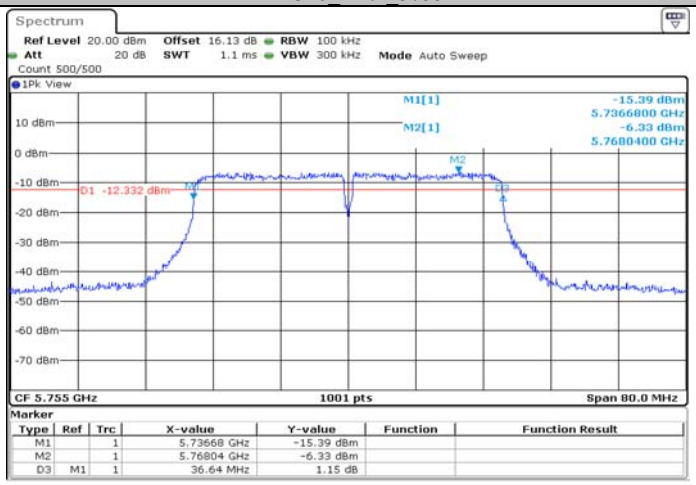

11AC40_Ant1_5795

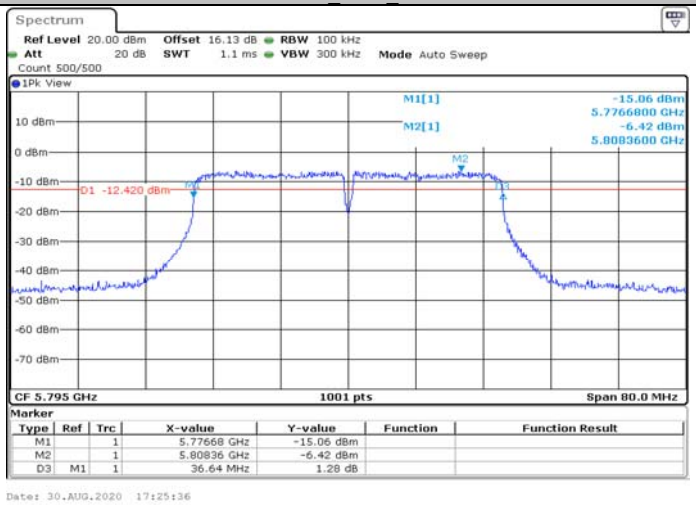

11AC80_Ant1_5775

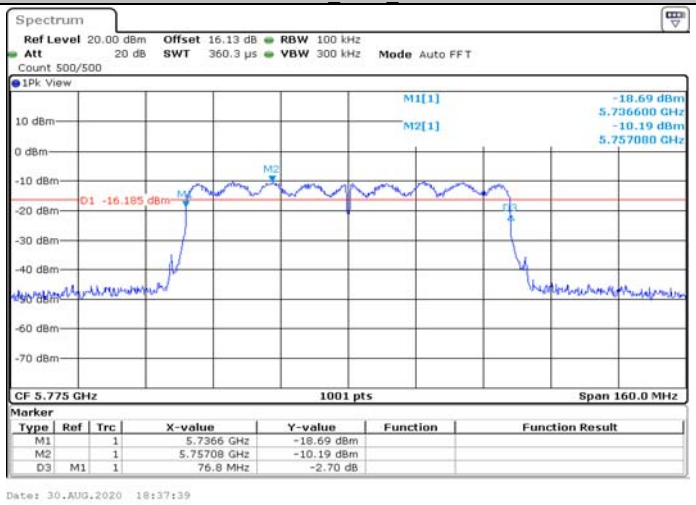

Appendix B-1 (FCC): Maximum conducted output power

Test Result

TestMode	Antenna	Channel	Result[dBm]	Limit[dBm]	Verdict
11A	Ant1	5180	12.19	<=23.98	PASS
		5200	12.23	<=23.98	PASS
		5240	12.77	<=23.98	PASS
		5260	12.27	<=23.98	PASS
		5280	12.40	<=23.98	PASS
		5320	11.88	<=23.98	PASS
		5500	10.66	<=23.98	PASS
		5580	10.80	<=23.98	PASS
		5700	12.78	<=23.98	PASS
		5745	14.59	<=30	PASS
		5785	14.89	<=30	PASS
		5825	14.39	<=30	PASS
11N20	Ant1	5180	9.06	<=23.98	PASS
		5200	9.17	<=23.98	PASS
		5240	9.75	<=23.98	PASS
		5260	9.27	<=23.98	PASS
		5280	9.36	<=23.98	PASS
		5320	8.87	<=23.98	PASS
		5500	8.81	<=23.98	PASS
		5580	8.94	<=23.98	PASS
		5700	10.89	<=23.98	PASS
		5745	12.76	<=30	PASS
		5785	13.07	<=30	PASS
		5825	12.73	<=30	PASS
11N40	Ant1	5190	7.11	<=23.98	PASS
		5230	8.77	<=23.98	PASS
		5270	6.14	<=23.98	PASS
		5310	7.64	<=23.98	PASS
		5510	9.84	<=23.98	PASS
		5550	9.89	<=23.98	PASS
		5670	10.70	<=23.98	PASS
		5755	13.46	<=30	PASS
		5795	13.39	<=30	PASS
11AC20	Ant1	5180	8.01	<=23.98	PASS
		5200	8.23	<=23.98	PASS
		5240	8.79	<=23.98	PASS
		5260	8.29	<=23.98	PASS
		5280	8.39	<=23.98	PASS
		5320	7.86	<=23.98	PASS
		5500	7.44	<=23.98	PASS
		5580	7.57	<=23.98	PASS
		5700	9.54	<=23.98	PASS
		5745	11.43	<=30	PASS
		5785	11.75	<=30	PASS
		5825	11.26	<=30	PASS
11AC40	Ant1	5190	8.57	<=23.98	PASS
		5230	9.19	<=23.98	PASS
		5270	8.73	<=23.98	PASS
		5310	8.37	<=23.98	PASS
		5510	8.60	<=23.98	PASS

		5550	8.65	<=23.98	PASS
		5670	9.41	<=23.98	PASS
		5755	12.12	<=30	PASS
		5795	12.03	<=30	PASS
11AC80	Ant1	5210	8.83	<=23.98	PASS
		5290	8.51	<=23.98	PASS
		5530	8.52	<=23.98	PASS
		5610	8.77	<=23.98	PASS
		5775	10.95	<=30	PASS

Appendix B-2 (ISEDC): Maximum output power

Test Result

5150~5250MHz:

Test Mode	Antenna	Channel	Conducted output power [dBm]	Antenna Gain (dBi)	EIRP (dBm)	Limit[dBm]	Verdict
11A	Ant1	5180	12.19	2	14.19	<=22.361	PASS
		5200	12.23	2	14.23	<=22.401	PASS
		5240	12.77	2	14.77	<=22.401	PASS
11N20	Ant1	5180	9.06	2	11.06	<=22.606	PASS
		5200	9.17	2	11.17	<=22.615	PASS
		5240	9.75	2	11.75	<=22.596	PASS
11N40	Ant1	5190	8.83	2	10.83	<=23.01	PASS
		5230	8.51	2	10.51	<=23.01	PASS
11AC20	Ant1	5180	8.01	2	10.01	<=22.606	PASS
		5200	8.23	2	10.23	<=22.615	PASS
		5240	8.79	2	10.79	<=22.606	PASS
11AC40	Ant1	5190	5.96	2	7.96	<=23.01	PASS
		5230	7.62	2	9.62	<=23.01	PASS
11AC80	Ant1	5210	8.83	2	10.83	<=23.01	PASS

5250~5350MHz:

Test Mode	Antenna	Channel	Conducted output power [dBm]	Limit [dBm]	Antenna Gain (dBi)	EIRP (dBm)	EIRP Limit [dBm]	Verdict
11A	Ant1	5260	12.27	<=23.39	2	14.27	<=29.39	PASS
		5280	12.40	<=23.37	2	14.4	<=29.37	PASS
		5320	11.88	<=23.39	2	13.88	<=29.39	PASS
11N20	Ant1	5260	9.27	<=23.61	2	11.27	<=29.61	PASS
		5280	9.36	<=23.61	2	11.36	<=29.61	PASS
		5320	8.87	<=23.60	2	10.87	<=29.60	PASS
11N40	Ant1	5270	8.73	<=23.98	2	10.73	<=30	PASS
		5310	8.37	<=23.98	2	10.37	<=30	PASS
11AC20	Ant1	5260	8.29	<=23.61	2	10.29	<=29.61	PASS
		5280	8.39	<=23.61	2	10.39	<=29.61	PASS
		5320	7.86	<=23.60	2	9.86	<=29.60	PASS
11AC40	Ant1	5270	6.3	<=23.98	2	8.3	<=30	PASS
		5310	7.81	<=23.98	2	9.81	<=30	PASS
11AC80	Ant1	5290	8.51	<=23.98	2	10.51	<=30	PASS

5470-5725MHz:

Test Mode	Antenna	Channel	Conducted output power [dBm]	Limit [dBm]	Antenna Gain (dBi)	EIRP (dBm)	EIRP Limit [dBm]	Verdict
11A	Ant1	5500	10.66	<=23.39	2	12.66	<=29.39	PASS
		5580	10.8	<=23.40	2	12.8	<=29.40	PASS
		5700	12.78	<=23.39	2	14.78	<=29.39	PASS
11N20	Ant1	5500	8.81	<=23.62	2	10.81	<=29.62	PASS
		5580	8.94	<=23.61	2	10.94	<=29.61	PASS
		5700	10.89	<=23.61	2	12.89	<=29.61	PASS
11N40	Ant1	5510	9.84	<=23.98	2	11.84	<=30	PASS
		5550	9.89	<=23.98	2	11.89	<=30	PASS
		5670	10.7	<=23.98	2	12.7	<=30	PASS
11AC20	Ant1	5500	7.44	<=23.62	2	9.44	<=29.62	PASS
		5580	7.57	<=23.62	2	9.57	<=29.62	PASS
		5700	9.54	<=23.62	2	11.54	<=29.62	PASS
11AC40	Ant1	5510	8.6	<=23.98	2	10.6	<=30	PASS
		5550	8.65	<=23.98	2	10.65	<=30	PASS
		5670	9.41	<=23.98	2	11.41	<=30	PASS
11AC80	Ant1	5530	8.52	<=23.98	2	10.52	<=30	PASS

5725-5850MHz:

TestMode	Antenna	Channel	Result[dBm]	Limit[dBm]	Verdict
11A	Ant1	5745	14.59	<=30	PASS
		5785	14.89	<=30	PASS
		5825	14.39	<=30	PASS
11N20	Ant1	5745	12.76	<=30	PASS
		5785	13.07	<=30	PASS
		5825	12.73	<=30	PASS
11N40	Ant1	5755	13.46	<=30	PASS
		5795	13.39	<=30	PASS
11AC20	Ant1	5745	11.43	<=30	PASS
		5785	11.75	<=30	PASS
		5825	11.26	<=30	PASS
11AC40	Ant1	5755	12.12	<=30	PASS
		5795	12.03	<=30	PASS
11AC80	Ant1	5775	10.95	<=30	PASS

Appendix C-1 (FCC): Maximum power spectral density

Test Result

TestMode	Antenna	Channel	Result [dBm/MHz]	Limit[dBm/MHz]	Verdict
11A	Ant1	5180	6.69	<=11	PASS
		5200	6.62	<=11	PASS
		5240	7.31	<=11	PASS
		5260	6.74	<=11	PASS
		5280	6.81	<=11	PASS
		5320	6.41	<=11	PASS
		5500	3.38	<=11	PASS
		5580	3.26	<=11	PASS
		5700	5.22	<=11	PASS
		5745	5.60	<=30	PASS
		5785	5.62	<=30	PASS
		5825	5.46	<=30	PASS
11N20	Ant1	5180	3.64	<=11	PASS
		5200	3.88	<=11	PASS
		5240	4.52	<=11	PASS
		5260	4.09	<=11	PASS
		5280	4.35	<=11	PASS
		5320	3.77	<=11	PASS
		5500	1.56	<=11	PASS
		5580	1.46	<=11	PASS
		5700	3.34	<=11	PASS
		5745	3.99	<=30	PASS
		5785	4.22	<=30	PASS
		5825	4.31	<=30	PASS
11N40	Ant1	5190	-2.37	<=11	PASS
		5230	-0.74	<=11	PASS
		5270	-1.92	<=11	PASS
		5310	-0.58	<=11	PASS
		5510	0.53	<=11	PASS
		5550	0.64	<=11	PASS
		5670	1.48	<=11	PASS
		5755	2.29	<=30	PASS
		5795	2.00	<=30	PASS
11AC20	Ant1	5180	2.85	<=11	PASS
		5200	3.05	<=11	PASS
		5240	3.47	<=11	PASS
		5260	3.33	<=11	PASS
		5280	3.23	<=11	PASS
		5320	2.65	<=11	PASS
		5500	2.65	<=11	PASS
		5580	0.14	<=11	PASS
		5700	1.95	<=11	PASS
		5745	2.50	<=30	PASS
		5785	2.46	<=30	PASS
		5825	2.49	<=30	PASS
11AC40	Ant1	5190	1.17	<=11	PASS
		5230	1.93	<=11	PASS
		5270	1.51	<=11	PASS
		5310	1.37	<=11	PASS
		5510	-0.56	<=11	PASS

		5550	-0.90	<=11	PASS
		5670	0.16	<=11	PASS
		5755	0.91	<=30	PASS
		5795	0.92	<=30	PASS
11AC80	Ant1	5210	-1.83	<=11	PASS
		5290	-2.27	<=11	PASS
		5530	-4.16	<=11	PASS
		5610	-4.49	<=11	PASS
		5775	-3.65	<=30	PASS

Note: The Result and LimitUnit is dBm/500 kHz in the band 5.725–5.85 GHz.

Test Graphs

11A_Ant1_5180

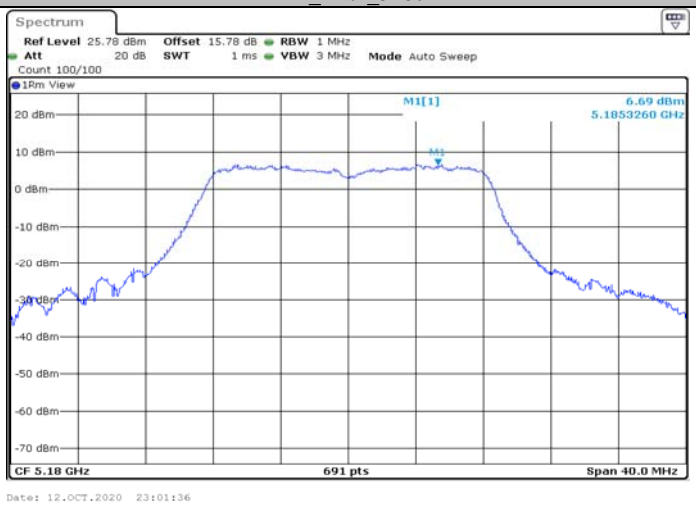

11A_Ant1_5200

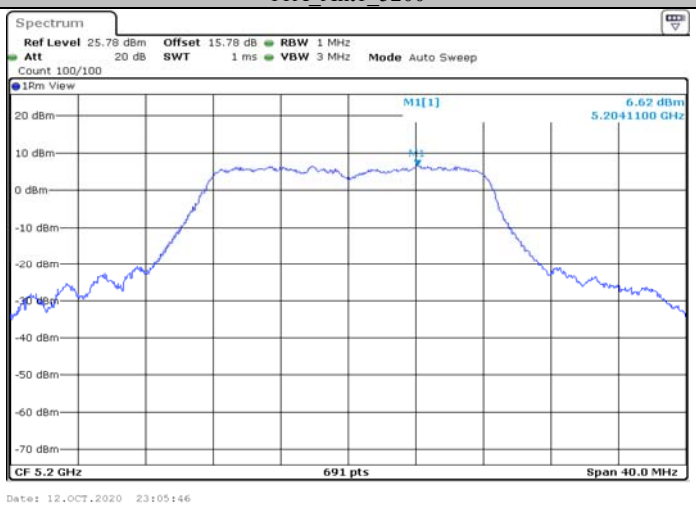

11A_Ant1_5240

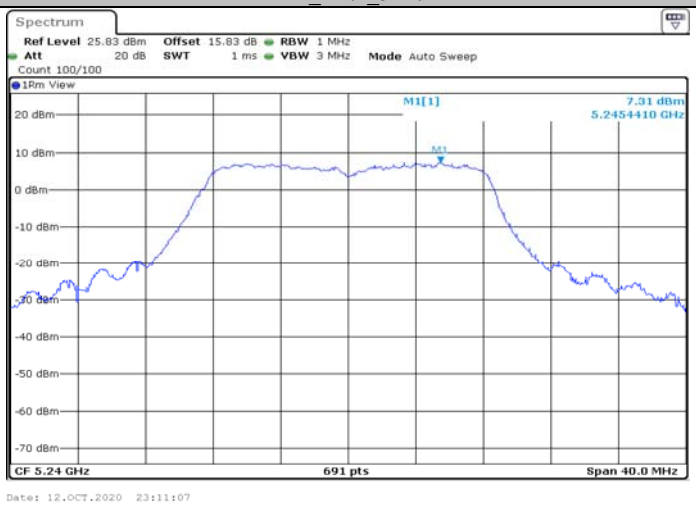

11A_Ant1_5260

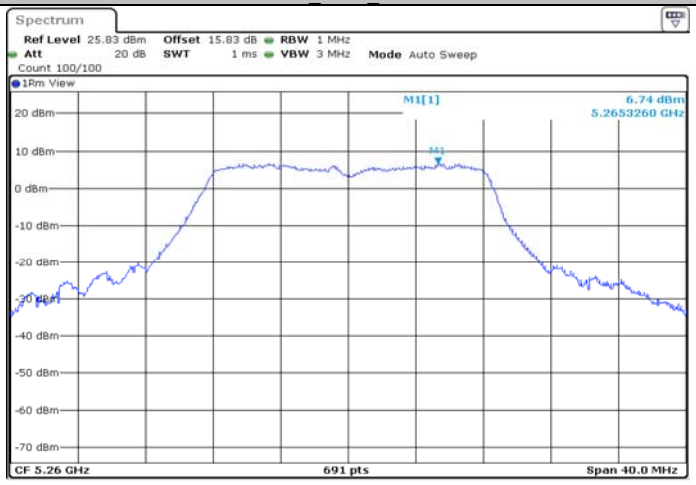

11A_Ant1_5280

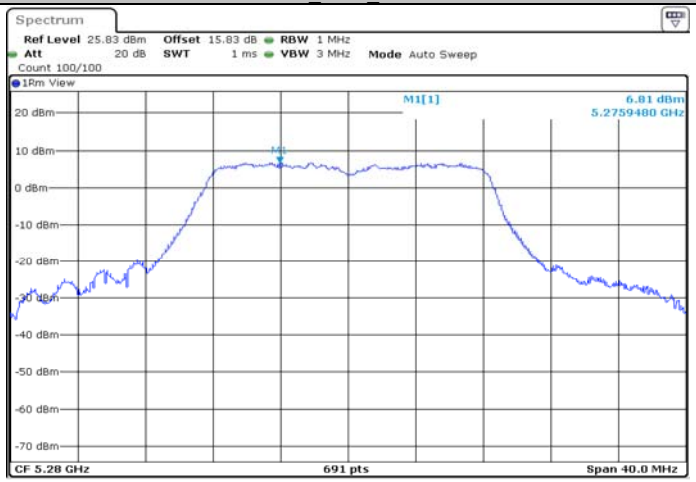

11A_Ant1_5320

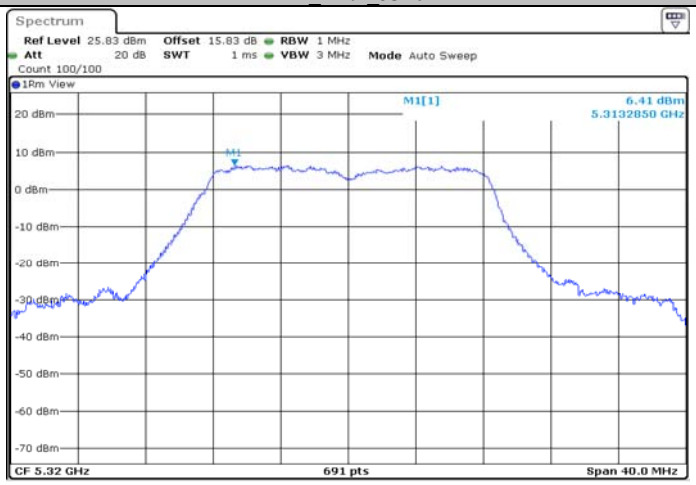

11A_Ant1_5500

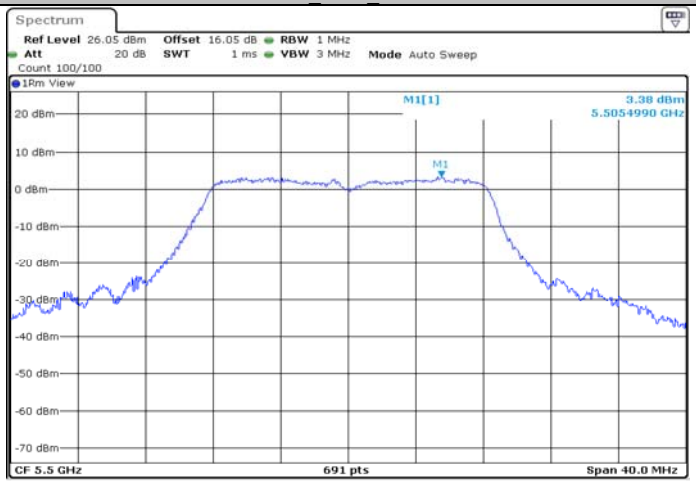

11A_Ant1_5580

11A_Ant1_5700

11A_Ant1_5745

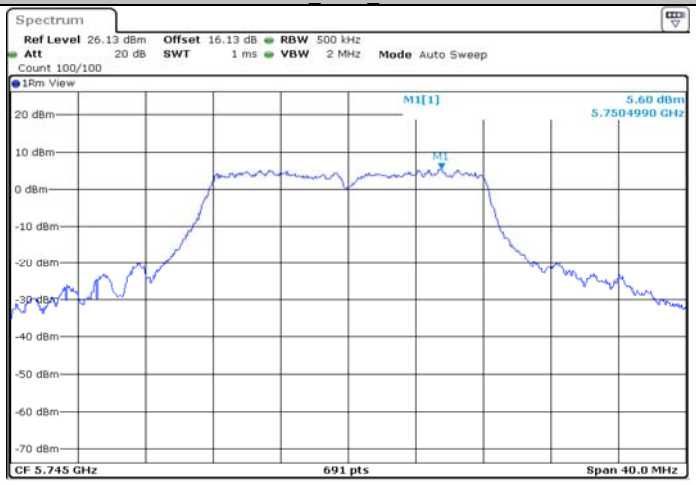

Date: 30.AUG.2020 14:08:39

11A_Ant1_5785

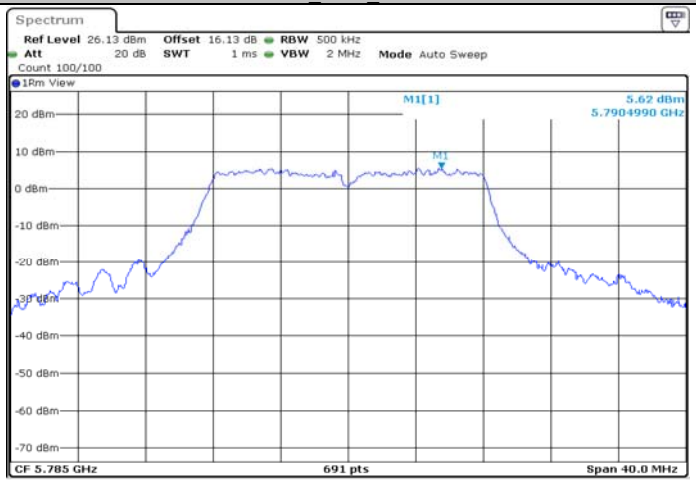

Date: 30.AUG.2020 14:50:46

11A_Ant1_5825

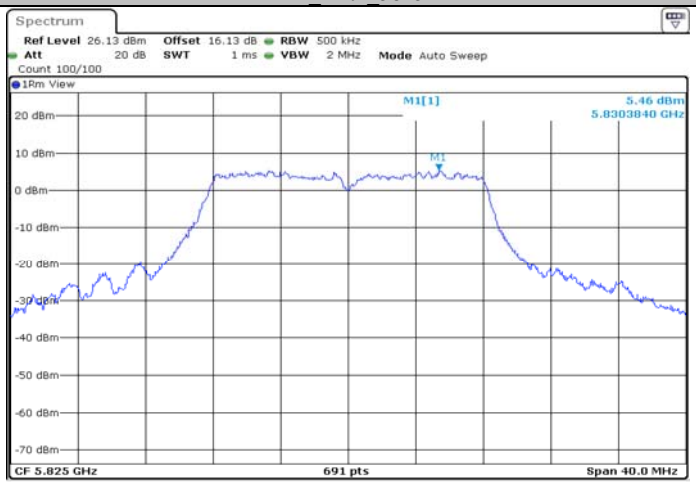

Date: 30.AUG.2020 14:54:19

11N20_Ant1_5180

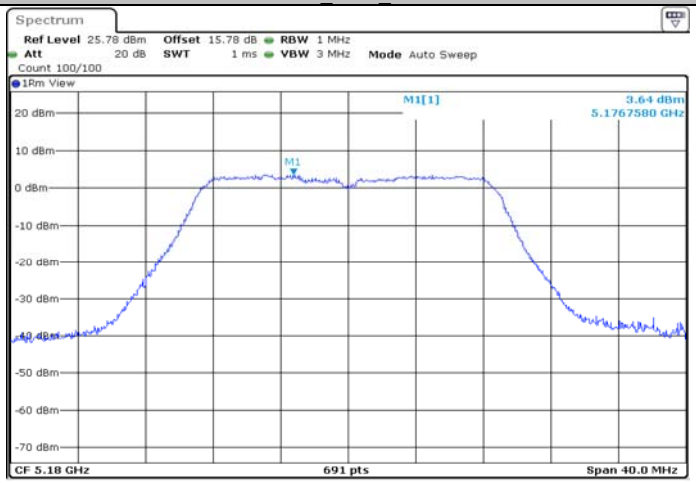

11N20_Ant1_5200

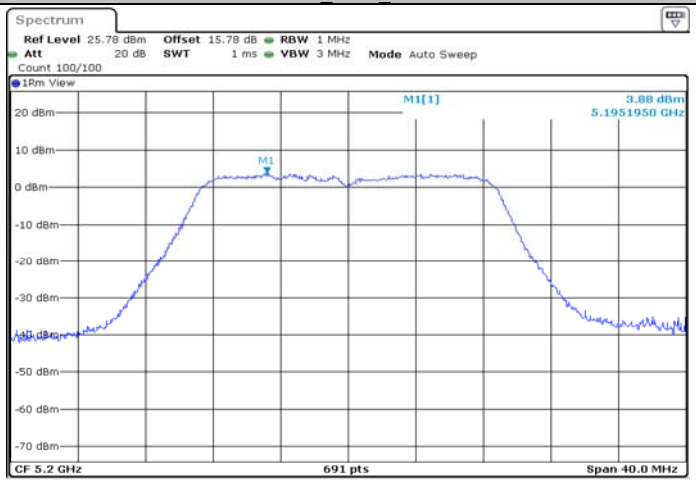

11N20_Ant1_5240

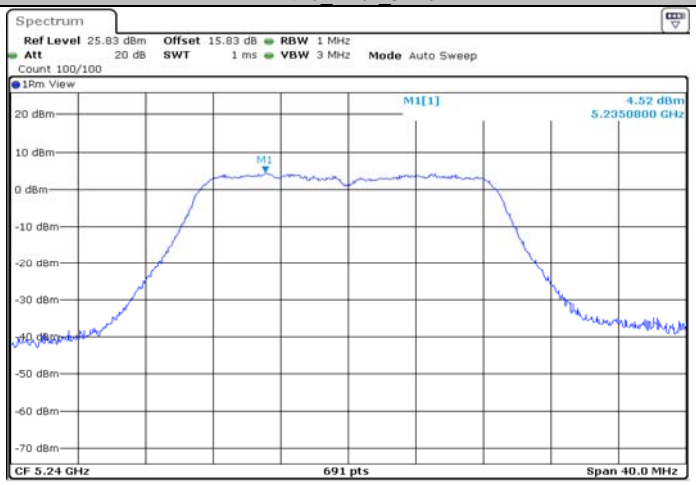

11N20_Ant1_5260

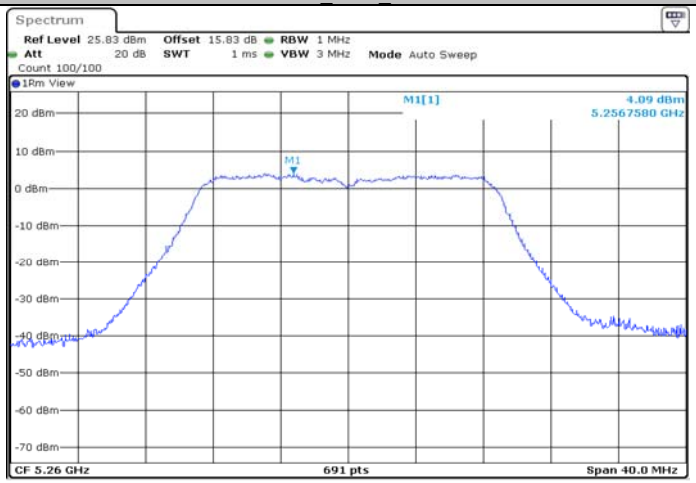

11N20_Ant1_5280

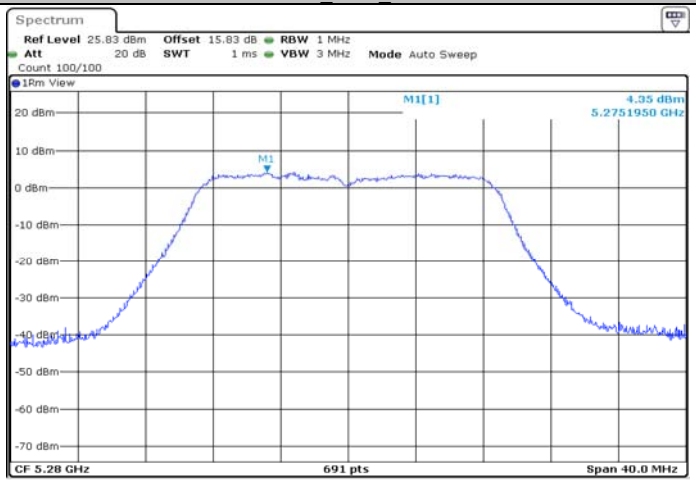

11N20_Ant1_5320

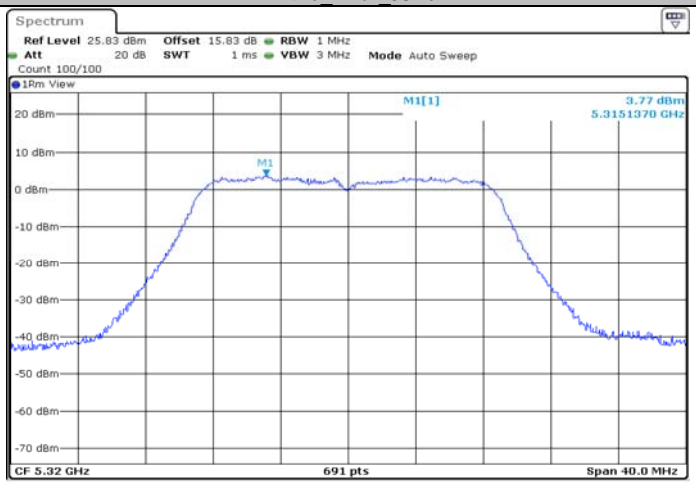

11N20_Ant1_5500

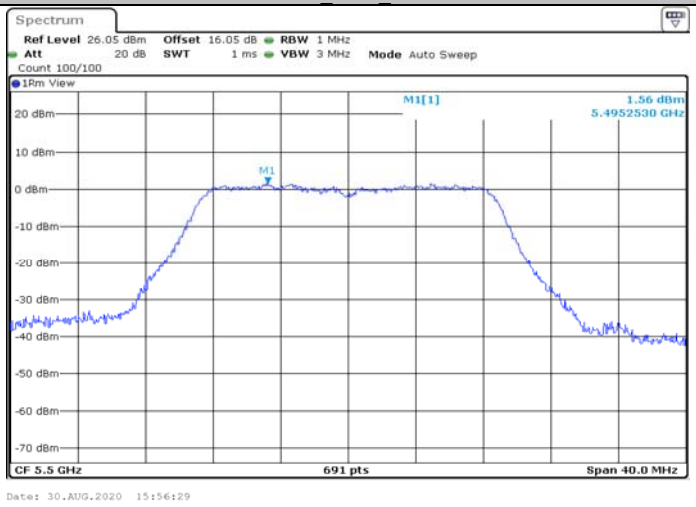

11N20_Ant1_5580

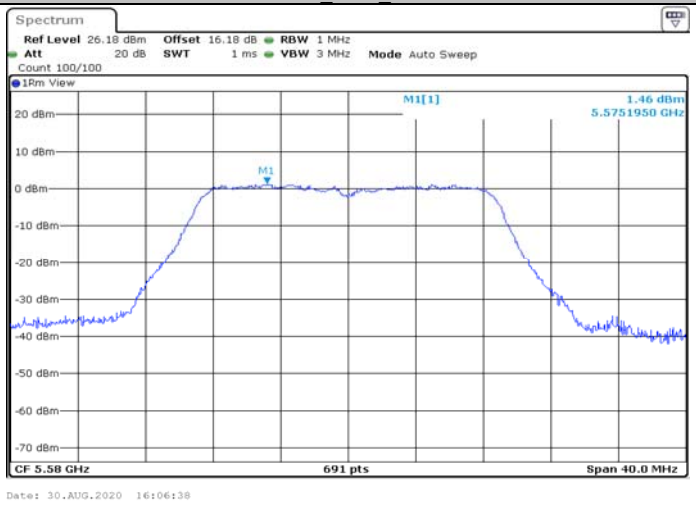

11N20_Ant1_5700

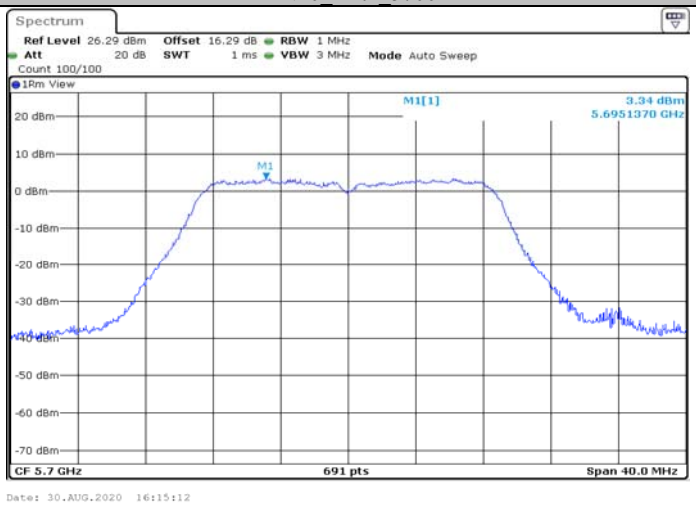

11N20_Ant1_5745

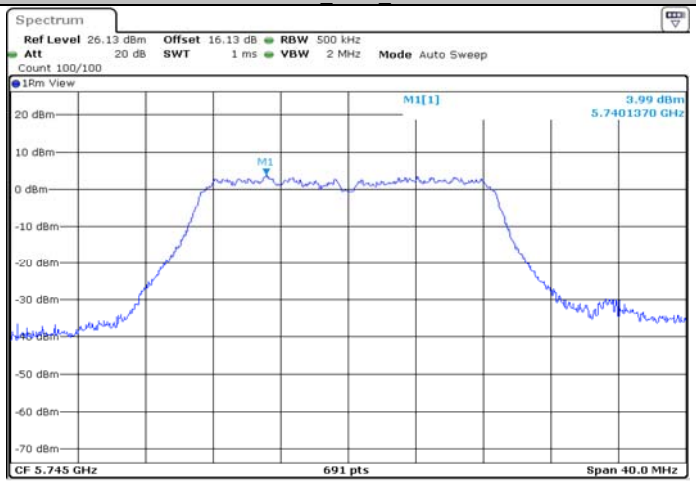

11N20_Ant1_5785

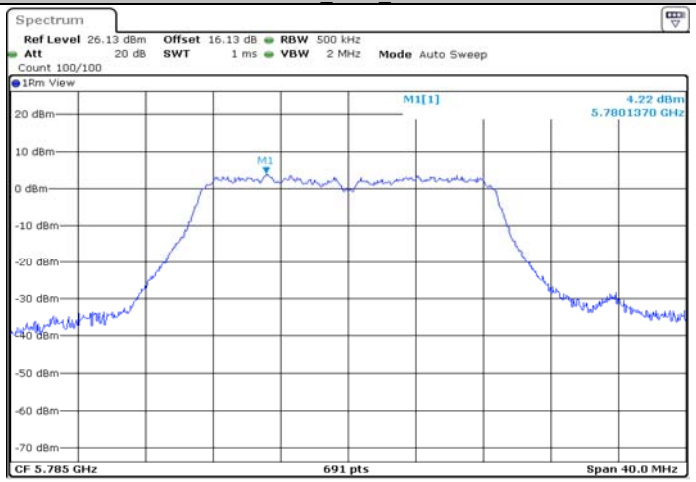

11N20_Ant1_5825

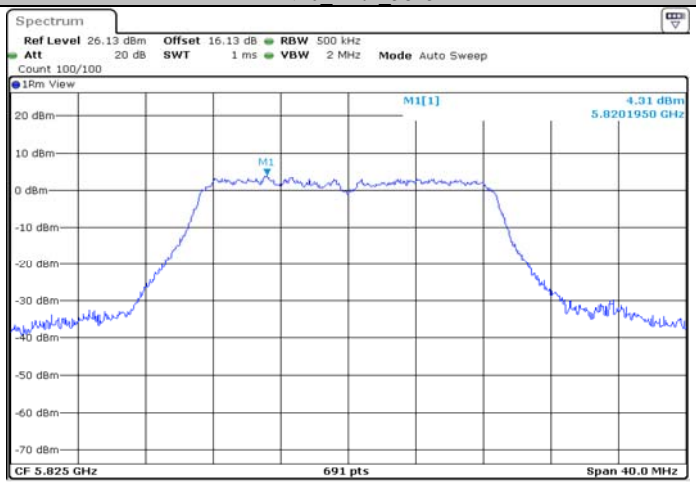

11N40_Ant1_5190

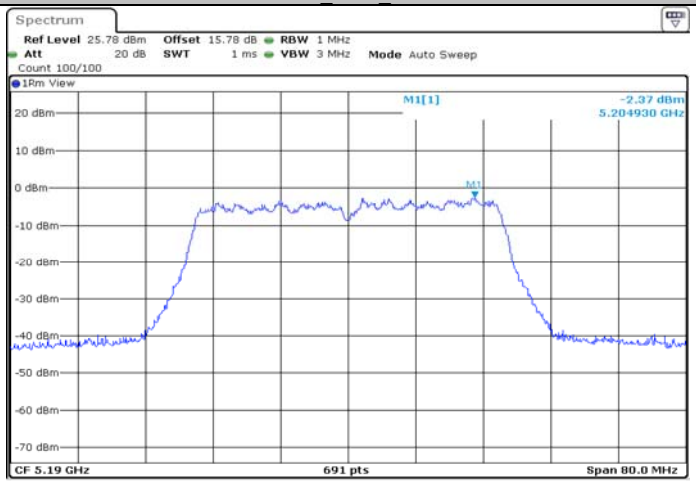

11N40_Ant1_5230

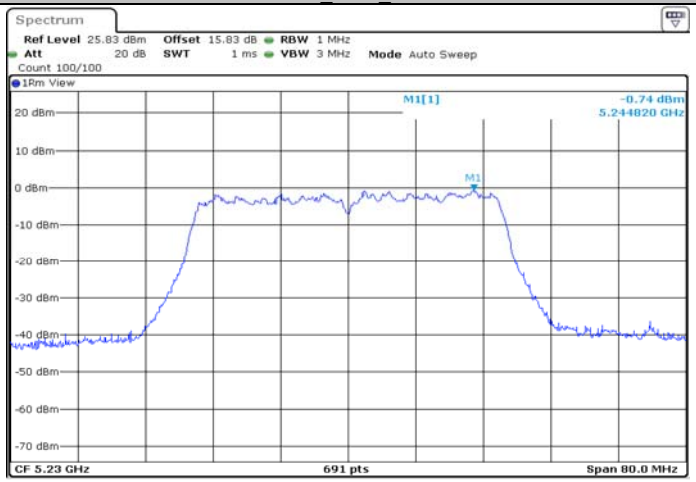

11N40_Ant1_5270

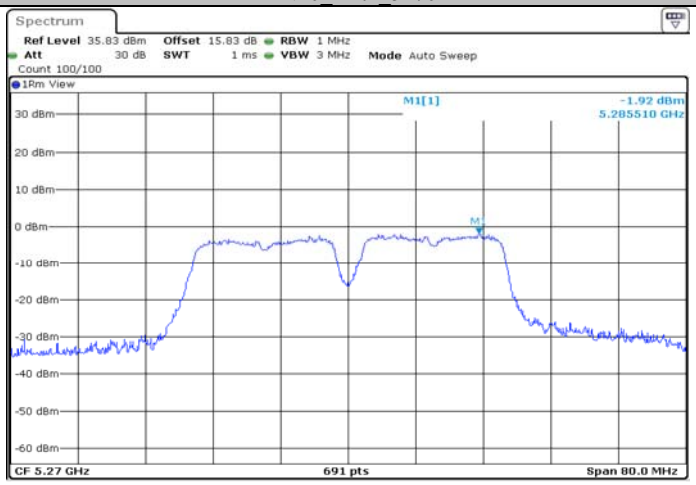

11N40_Ant1_5310

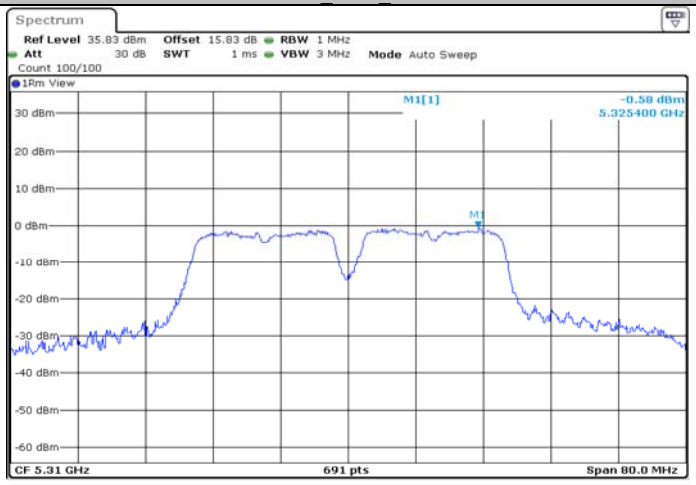

11N40_Ant1_5510

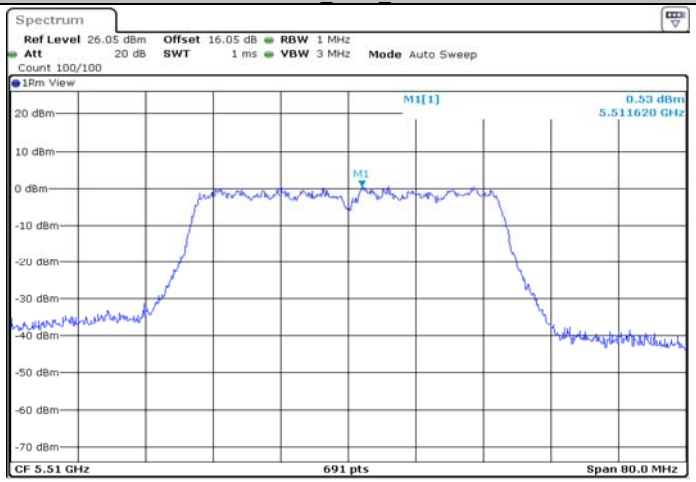

11N40_Ant1_5550

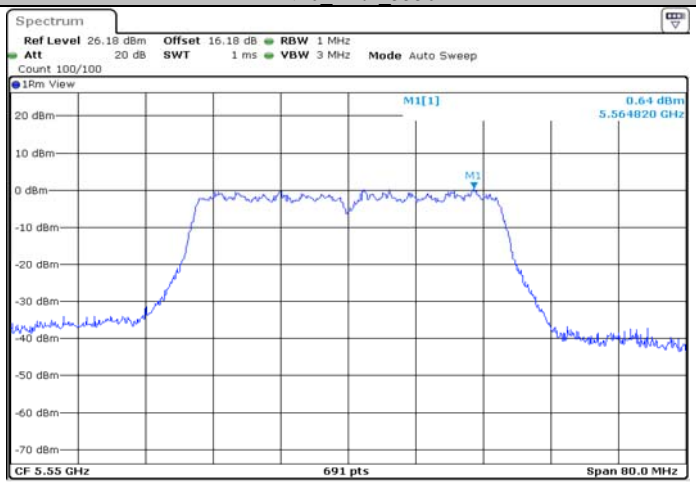

11N40_Ant1_5670

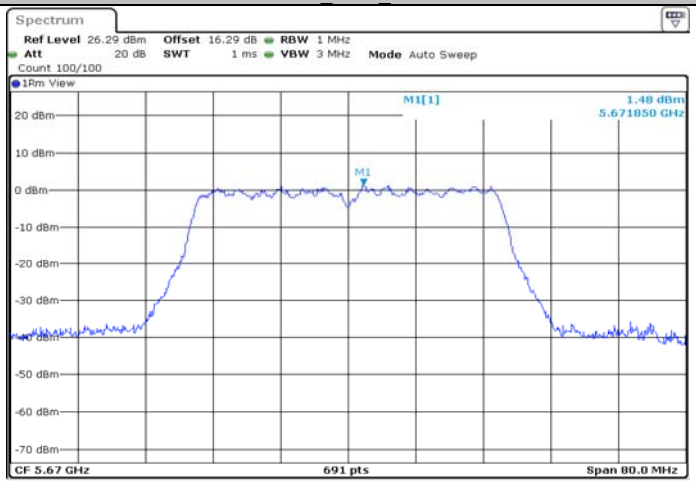

11N40_Ant1_5755

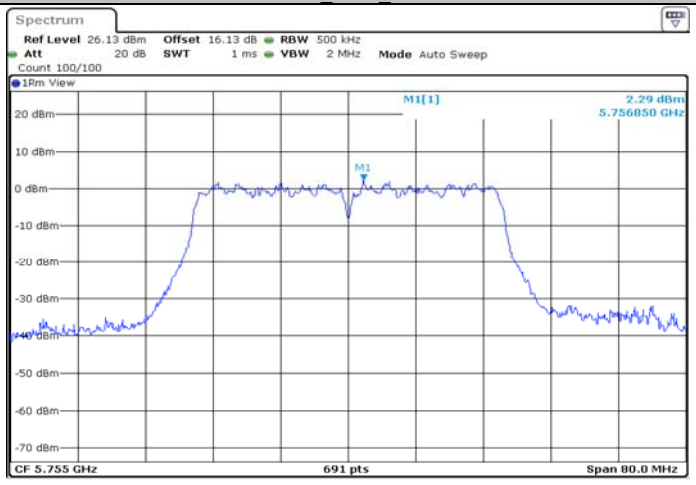

11N40_Ant1_5795

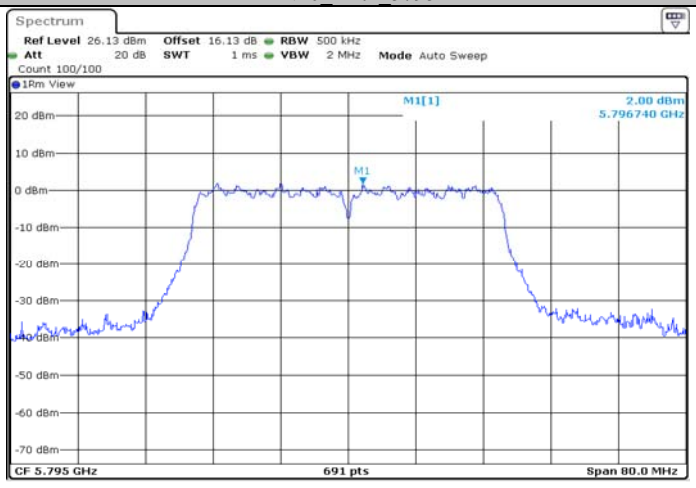

11AC20_Ant1_5180

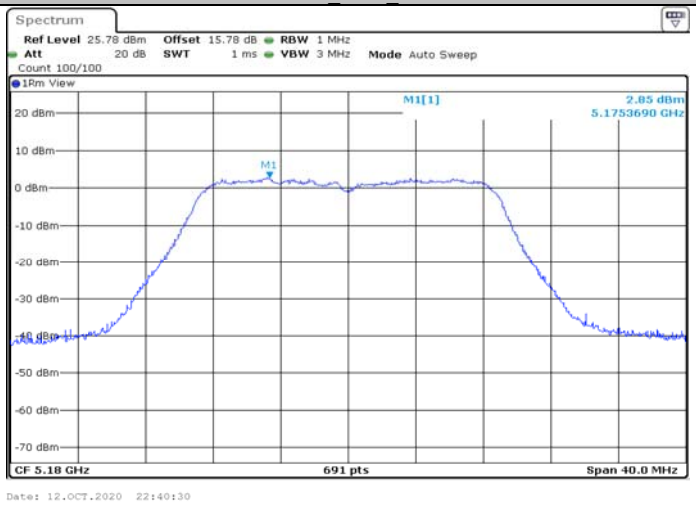

11AC20_Ant1_5200

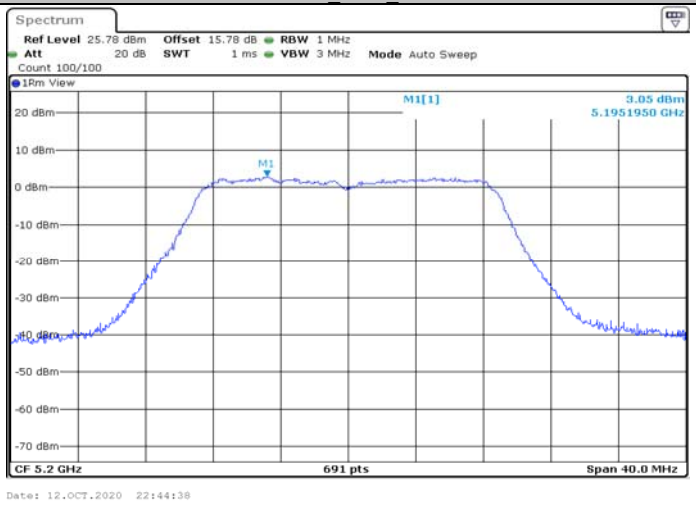

11AC20_Ant1_5240

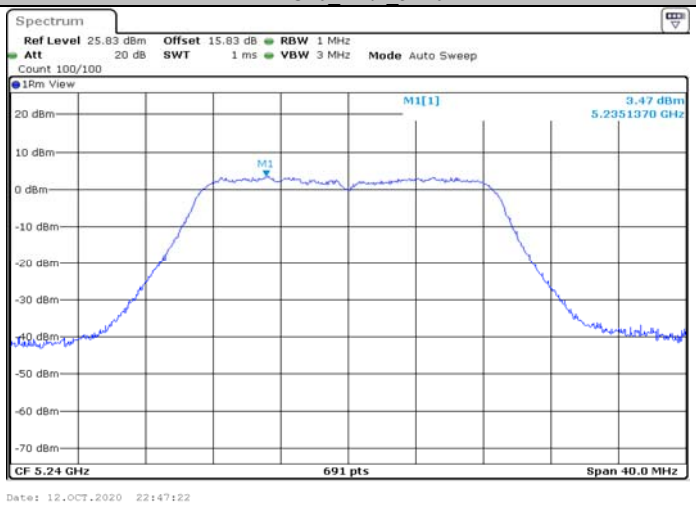

11AC20_Ant1_5260

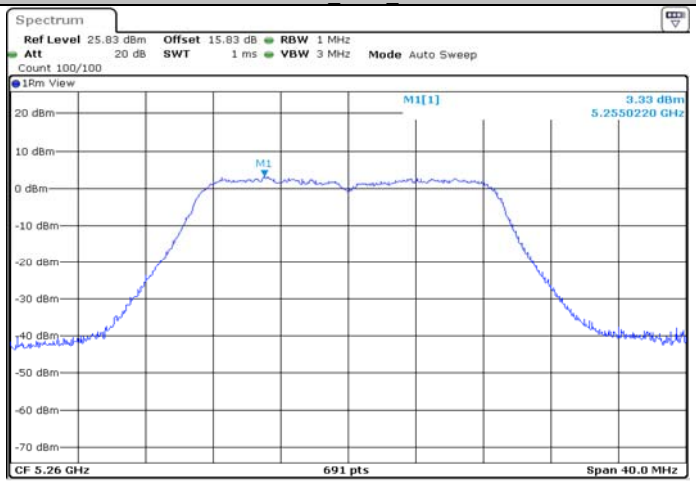

11AC20_Ant1_5280

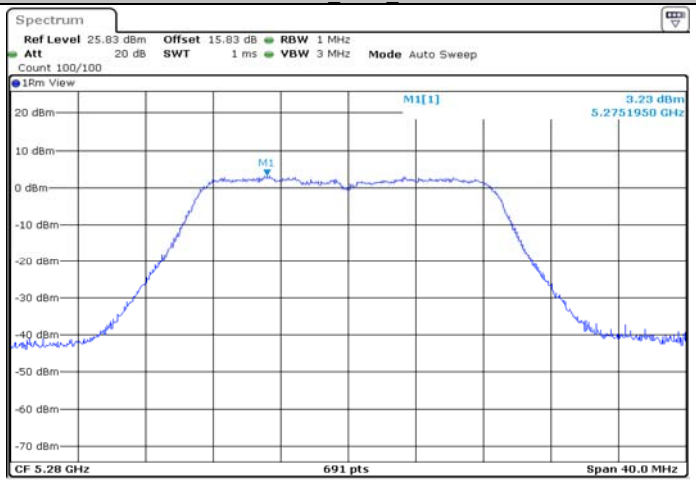

11AC20_Ant1_5320

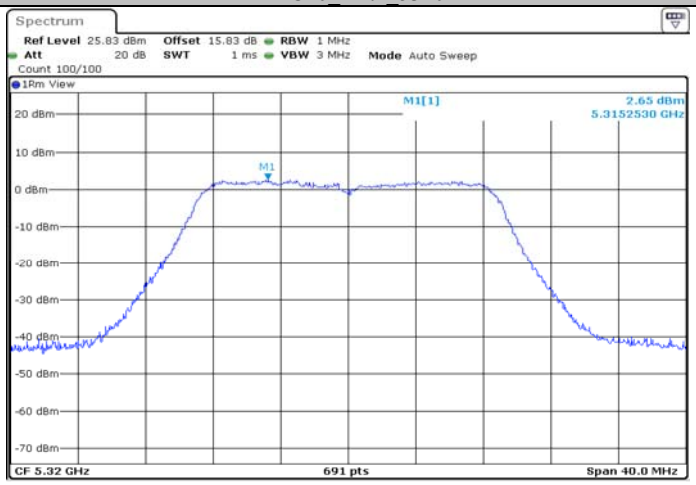

11AC20_Ant1_5500

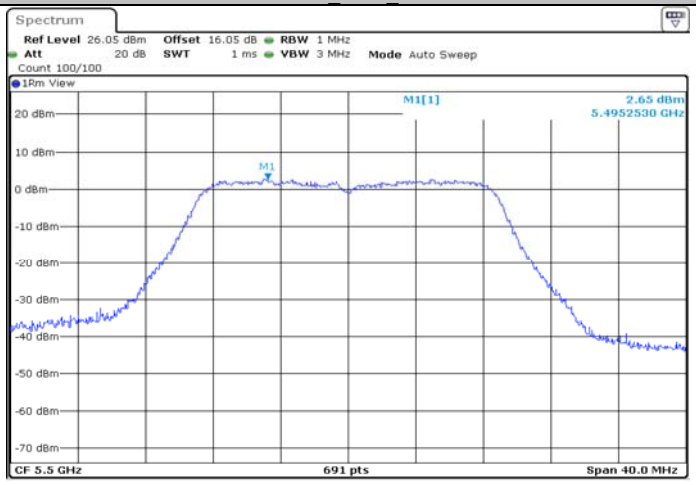

11AC20_Ant1_5580

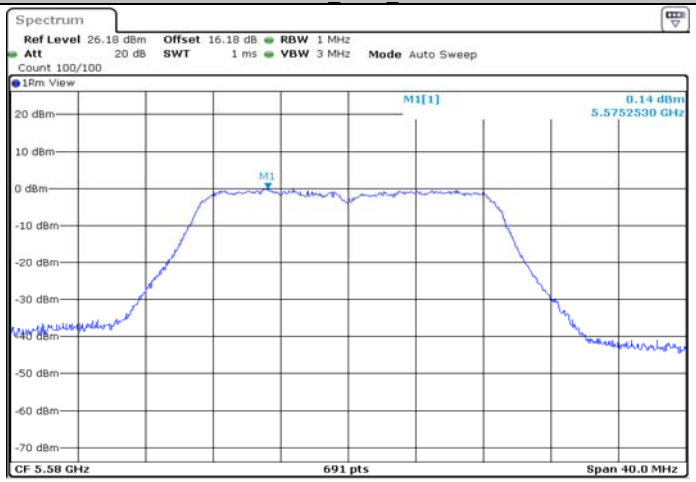

11AC20_Ant1_5700

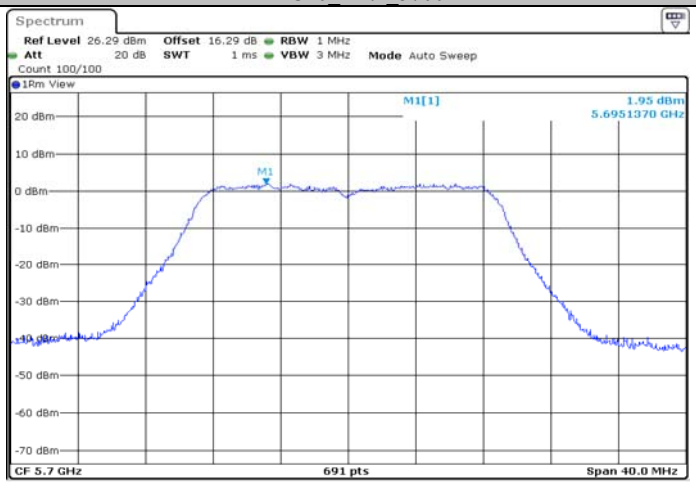

11AC20_Ant1_5745

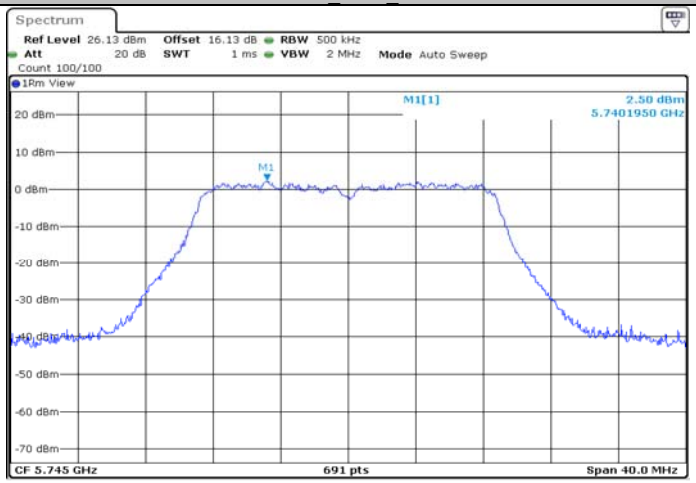

11AC20_Ant1_5785

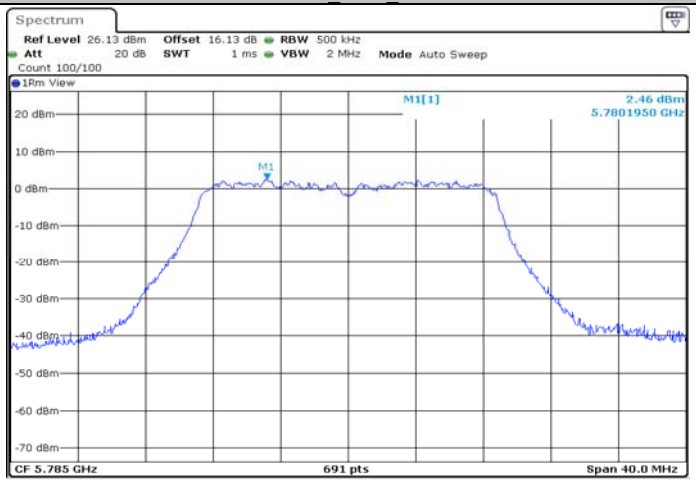

11AC20_Ant1_5825

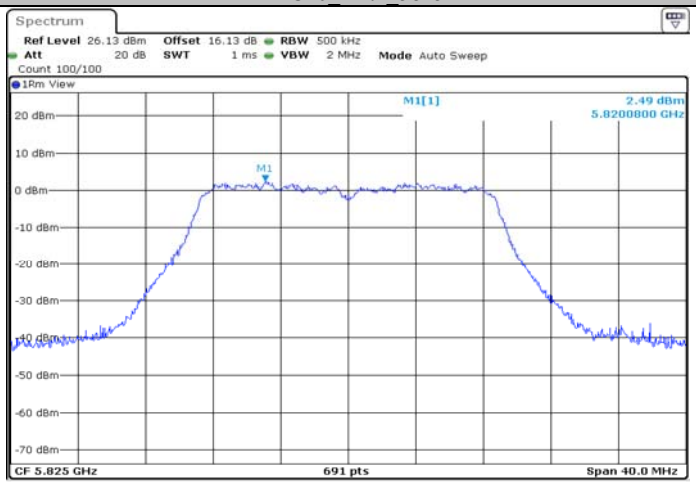

11AC40_Ant1_5190

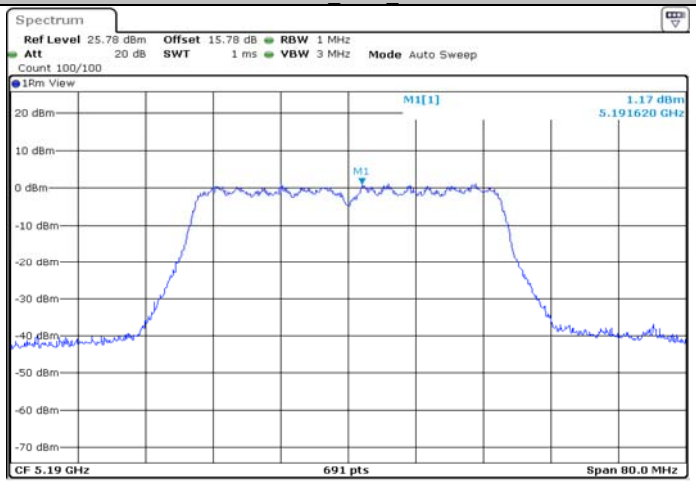

11AC40_Ant1_5230

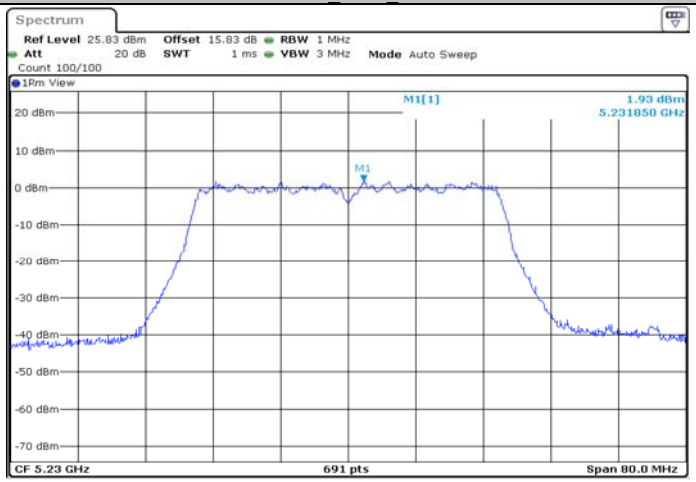

11AC40_Ant1_5270

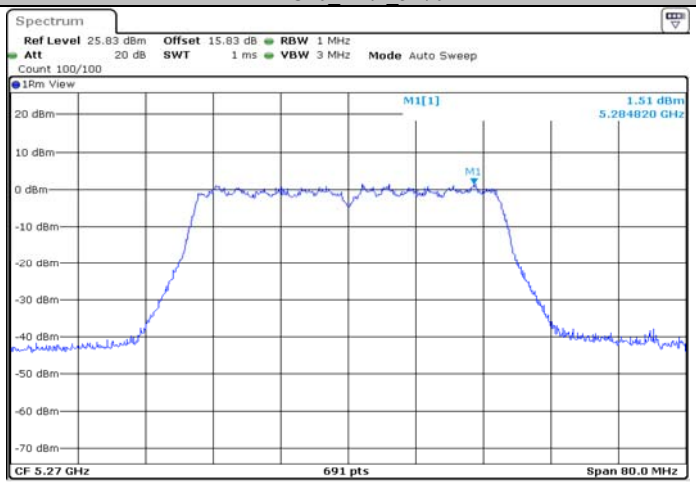

11AC40_Ant1_5310

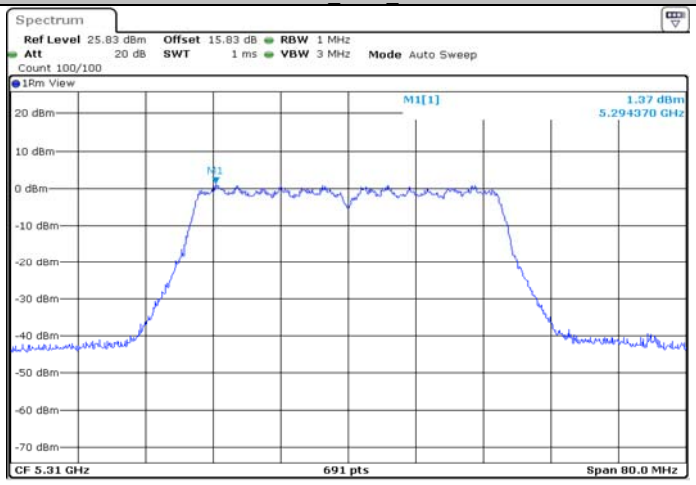

11AC40_Ant1_5510

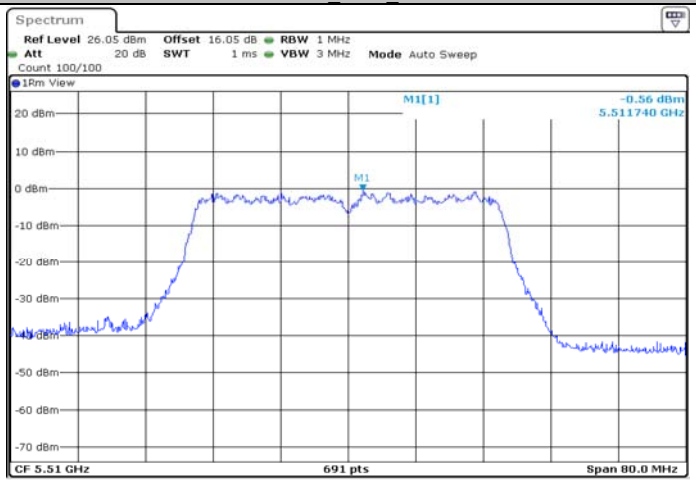

11AC40_Ant1_5550

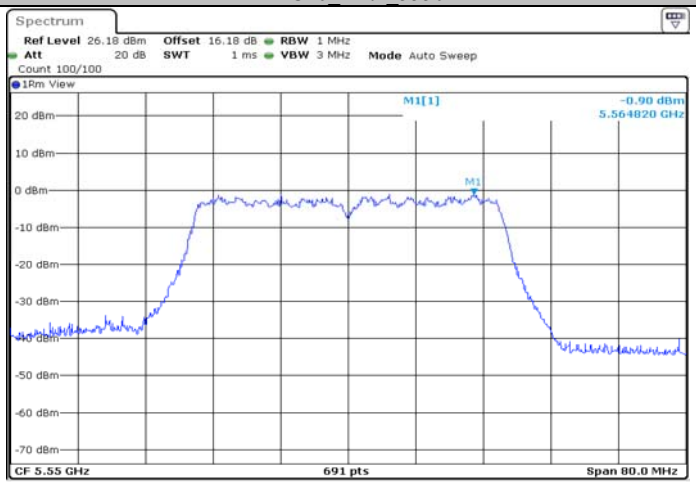

11AC40_Ant1_5670

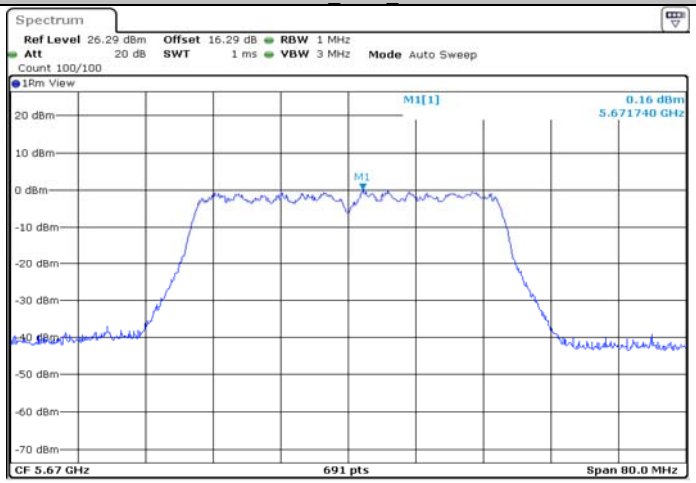

11AC40_Ant1_5755

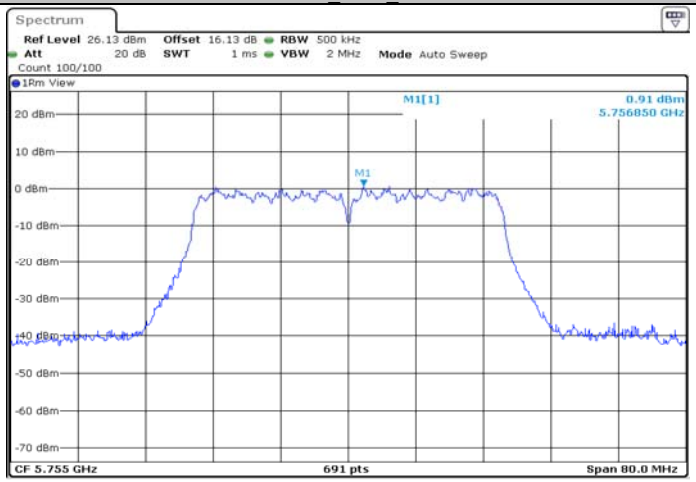

11AC40_Ant1_5795

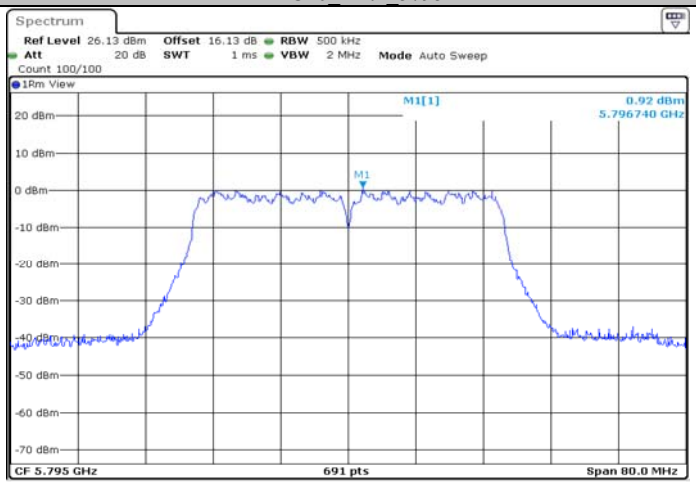

11AC80_Ant1_5210

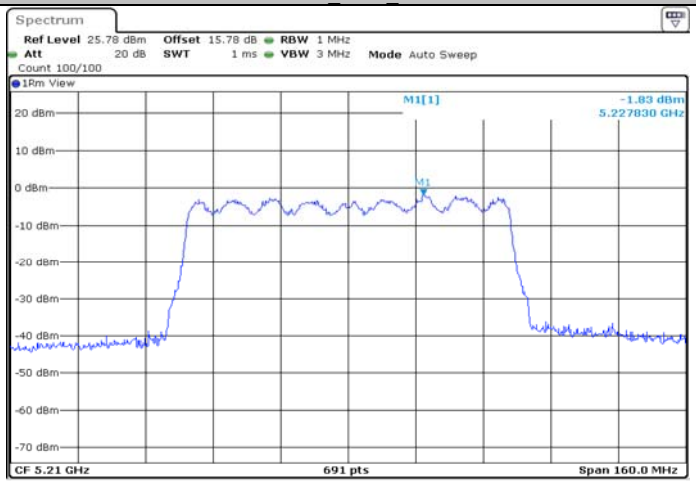

11AC80_Ant1_5290

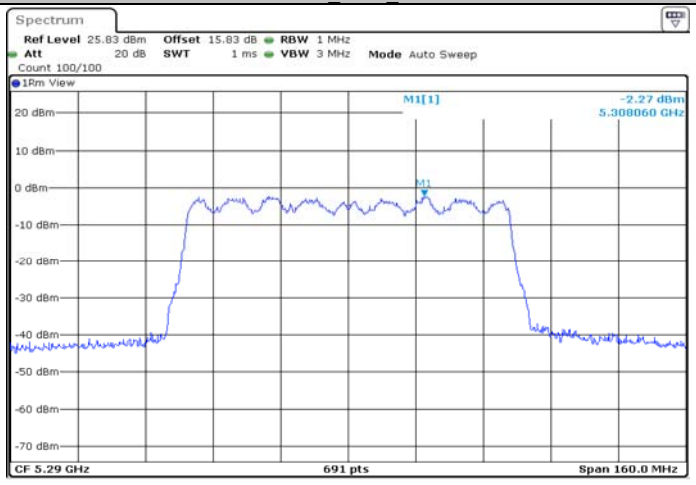

11AC80_Ant1_5530

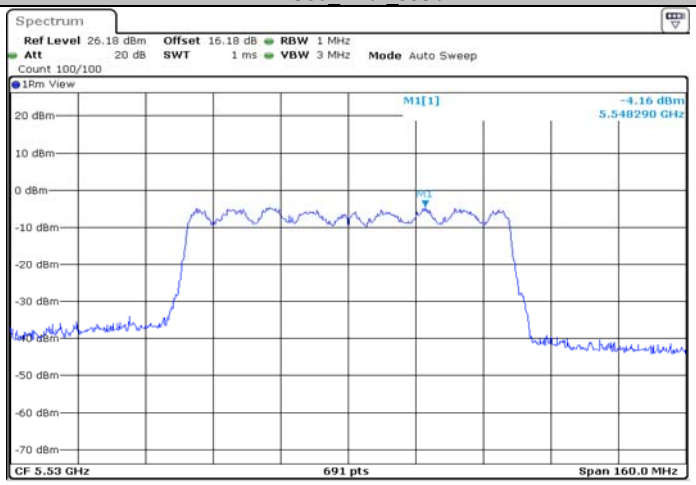

11AC80_Ant1_5610

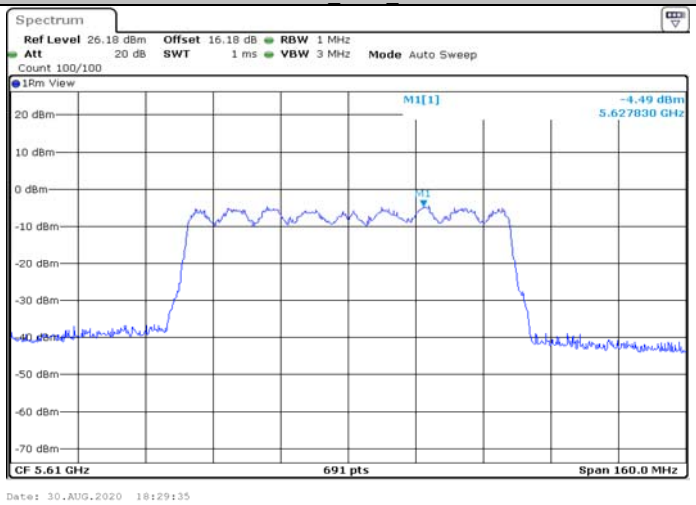

11AC80_Ant1_5775

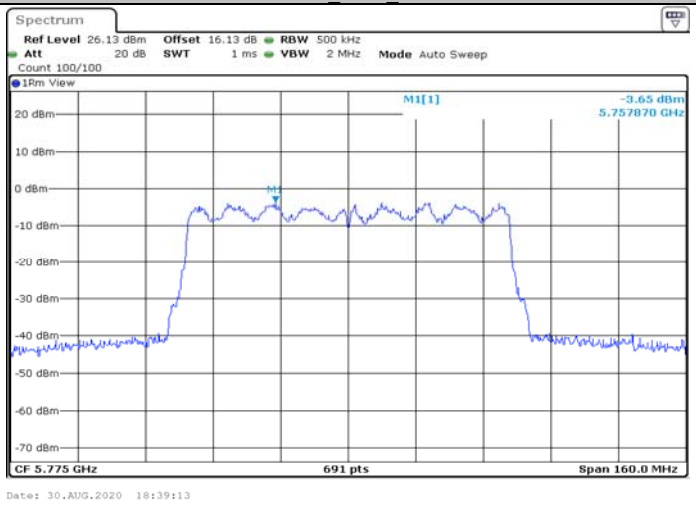

Appendix C-2 (ISEDC): Maximum power spectral density

Test Result

5150-5250:

Test Mode	Antenna	Channel	Reading [dBm/MHz]	Antenna Gain (dBi)	e.i.r.p. spectral density [dBm/MHz]	Limit [dBm/MHz]	Verdict
11A	Ant1	5180	6.69	2	8.69	<=10	PASS
		5200	6.62	2	8.62	<=10	PASS
		5240	7.31	2	9.31	<=10	PASS
11N20	Ant1	5180	3.64	2	5.64	<=10	PASS
		5200	3.88	2	5.88	<=10	PASS
		5240	4.52	2	6.52	<=10	PASS
11N40	Ant1	5190	1.17	2	3.17	<=10	PASS
		5230	1.93	2	3.93	<=10	PASS
11AC20	Ant1	5180	2.85	2	4.85	<=10	PASS
		5200	3.05	2	5.05	<=10	PASS
		5240	3.47	2	5.47	<=10	PASS
11AC40	Ant1	5190	-3.66	2	-1.66	<=10	PASS
		5230	-1.76	2	0.24	<=10	PASS
11AC80	Ant1	5210	-1.83	2	0.17	<=10	PASS

Appendix D: Duty Cycle

Test Result

TestMode	Antenna	Channel	TransmissionDuration [ms]	Transmission Period [ms]	Duty Cycle [%]
11A	Ant1	5180	30.00	30.00	100.00
		5200	30.00	30.00	100.00
		5240	30.00	30.00	100.00
		5260	30.00	30.00	100.00
		5280	30.00	30.00	100.00
		5320	30.00	30.00	100.00
		5500	30.00	30.00	100.00
		5580	30.00	30.00	100.00
		5700	30.00	30.00	100.00
		5745	30.00	30.00	100.00
		5785	30.00	30.00	100.00
		5825	30.00	30.00	100.00
11N20	Ant1	5180	30.00	30.00	100.00
		5200	30.00	30.00	100.00
		5240	30.00	30.00	100.00
		5260	30.00	30.00	100.00
		5280	30.00	30.00	100.00
		5320	30.00	30.00	100.00
		5500	30.00	30.00	100.00
		5580	30.00	30.00	100.00
		5700	30.00	30.00	100.00
		5745	30.00	30.00	100.00
		5785	30.00	30.00	100.00
		5825	30.00	30.00	100.00
11N40	Ant1	5190	30.00	30.00	100.00
		5230	30.00	30.00	100.00
		5270	30.00	30.00	100.00
		5310	30.00	30.00	100.00
		5510	30.00	30.00	100.00
		5550	30.00	30.00	100.00
		5670	30.00	30.00	100.00
		5755	30.00	30.00	100.00
		5795	30.00	30.00	100.00
11AC20	Ant1	5180	30.00	30.00	100.00
		5200	30.00	30.00	100.00
		5240	30.00	30.00	100.00
		5260	30.00	30.00	100.00
		5280	30.00	30.00	100.00
		5320	30.00	30.00	100.00
		5500	30.00	30.00	100.00
		5580	30.00	30.00	100.00
		5700	30.00	30.00	100.00
		5745	30.00	30.00	100.00
		5785	30.00	30.00	100.00
		5825	30.00	30.00	100.00
11AC40	Ant1	5190	30.00	30.00	100.00
		5230	30.00	30.00	100.00
		5270	30.00	30.00	100.00
		5310	30.00	30.00	100.00
		5510	30.00	30.00	100.00

		5550	30.00	30.00	100.00
		5670	30.00	30.00	100.00
		5755	30.00	30.00	100.00
		5795	30.00	30.00	100.00
11AC80	Ant1	5210	30.00	30.00	100.00
		5290	30.00	30.00	100.00
		5530	30.00	30.00	100.00
		5610	30.00	30.00	100.00
		5775	30.00	30.00	100.00

Test Graphs

11A_Ant1_5180

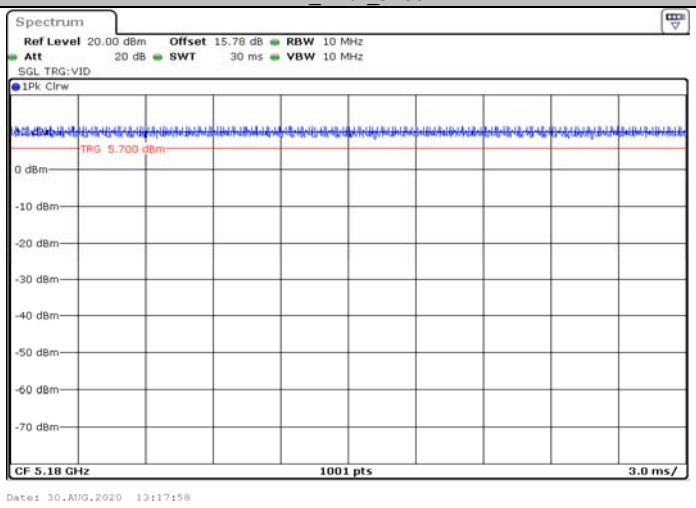

11A_Ant1_5200

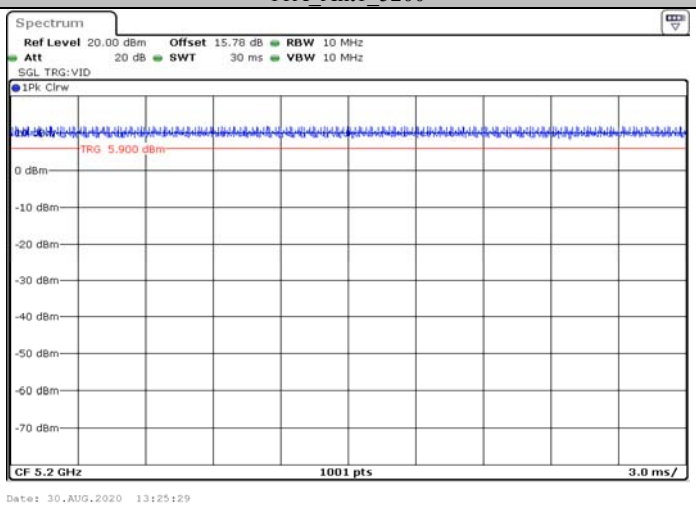

11A_Ant1_5240

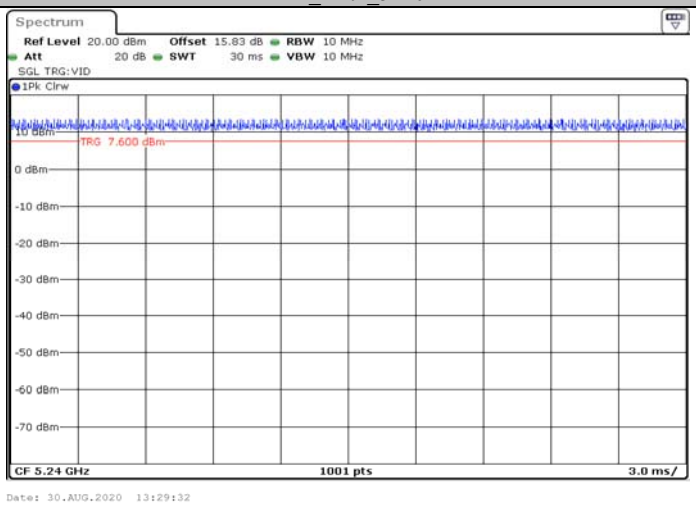

11A_Ant1_5260

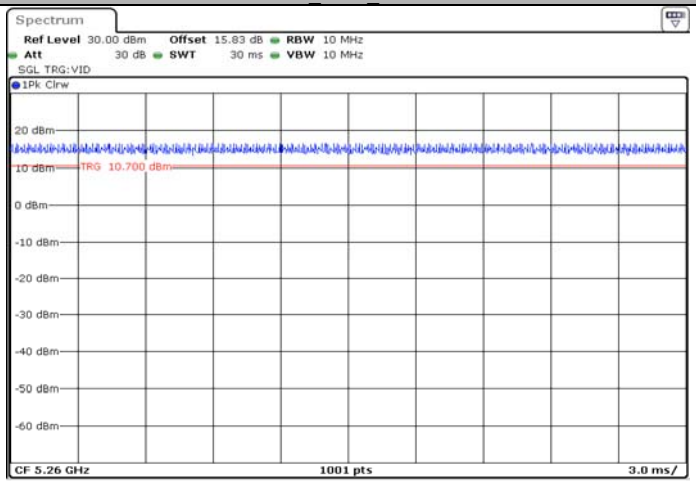

11A_Ant1_5280

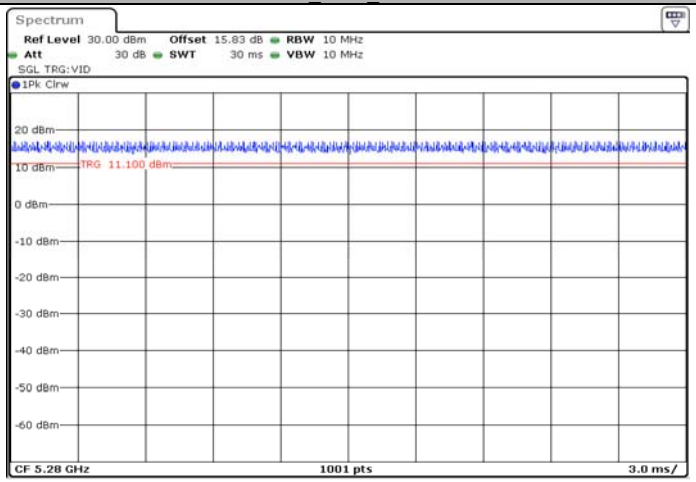

11A_Ant1_5320

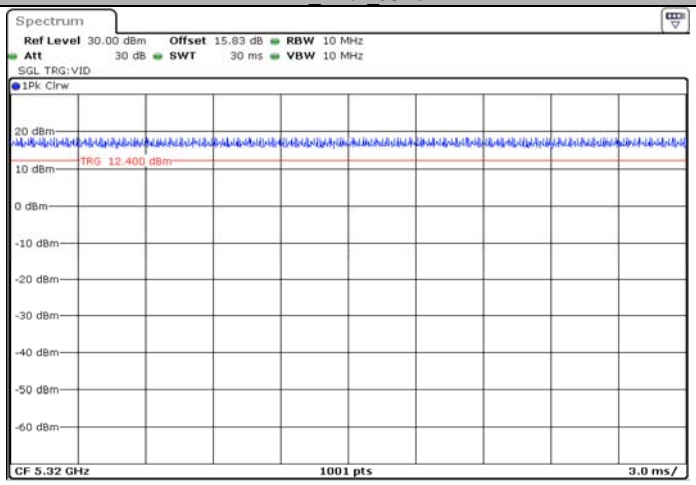

11A_Ant1_5500

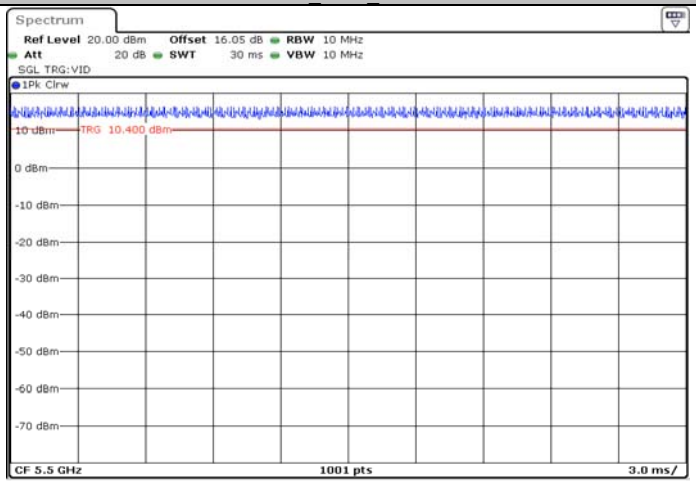

Date: 30.AUG.2020 13:33:26

11A_Ant1_5580

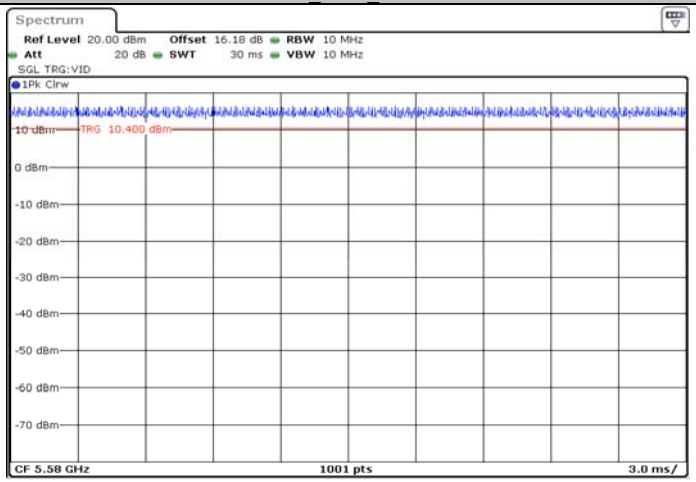

Date: 30.AUG.2020 13:36:55

11A_Ant1_5700

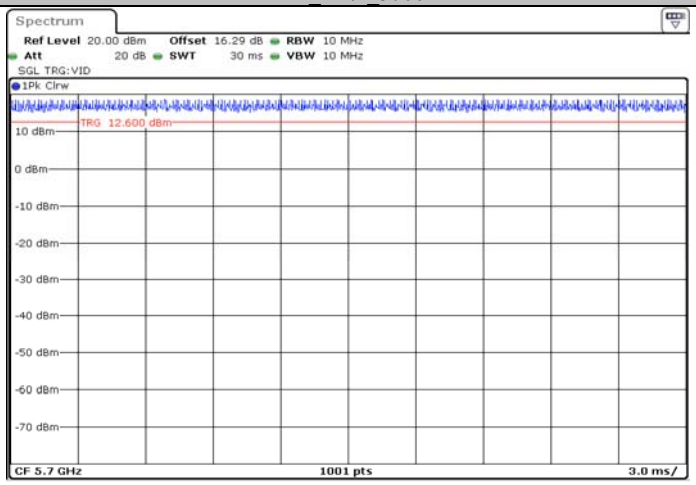

Date: 30.AUG.2020 14:03:49

11A_Ant1_5745

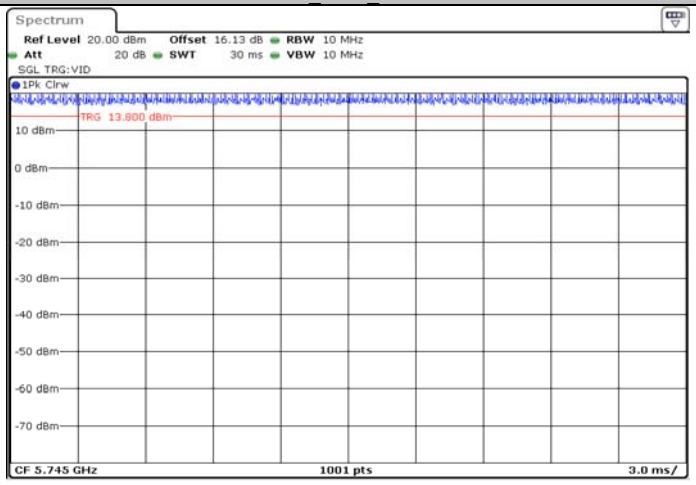

Date: 30.AUG.2020 14:08:20

11A_Ant1_5785

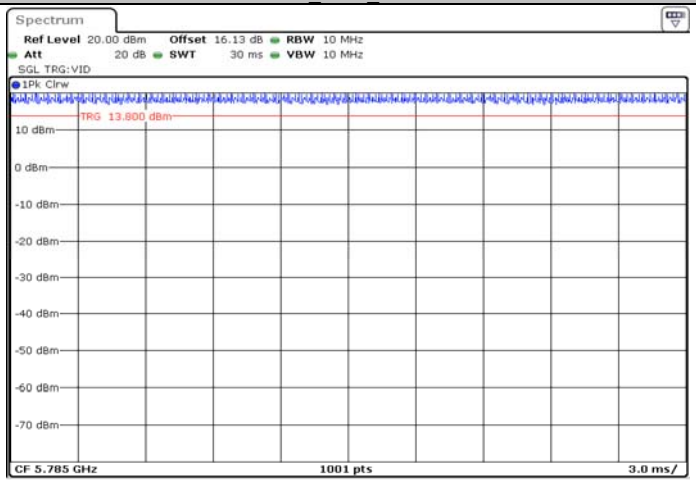

Date: 30.AUG.2020 14:50:27

11A_Ant1_5825

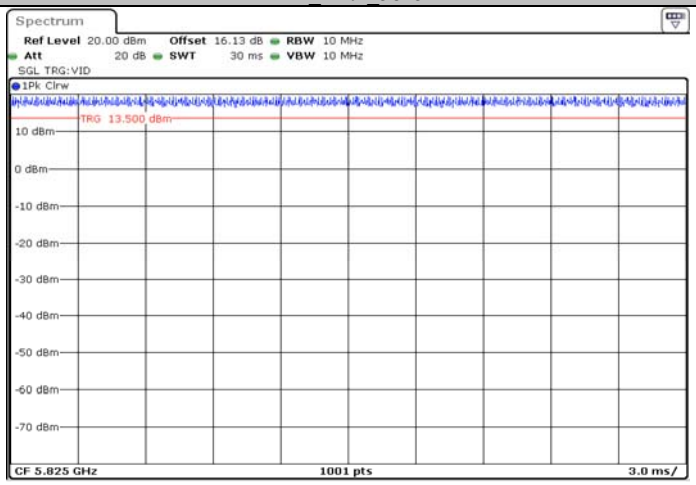

Date: 30.AUG.2020 14:54:00

11N20_Ant1_5180

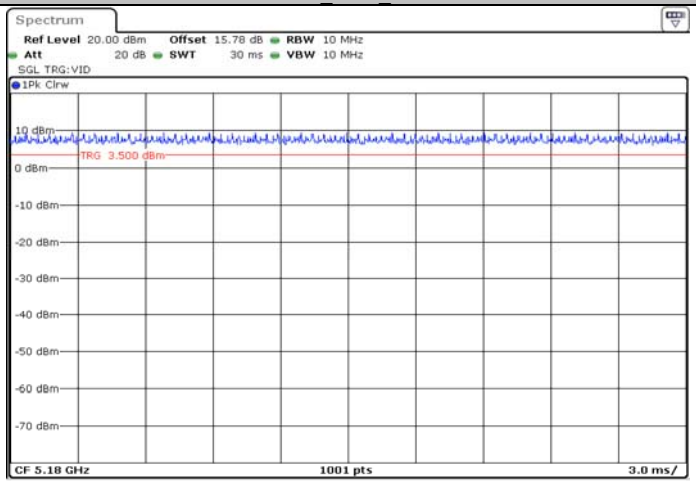

11N20_Ant1_5200

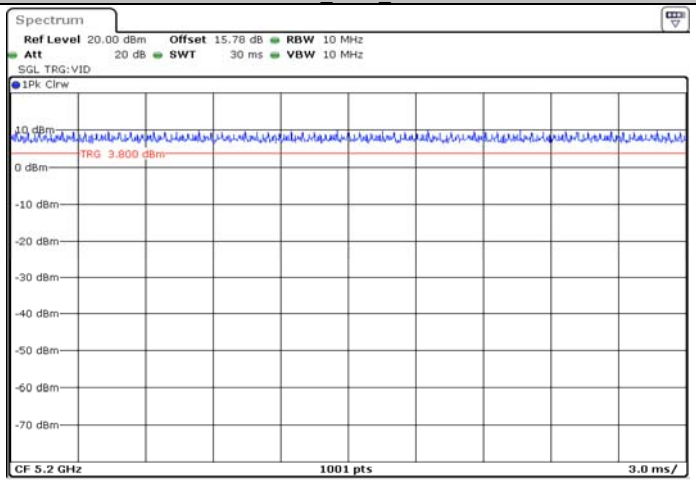

11N20_Ant1_5240

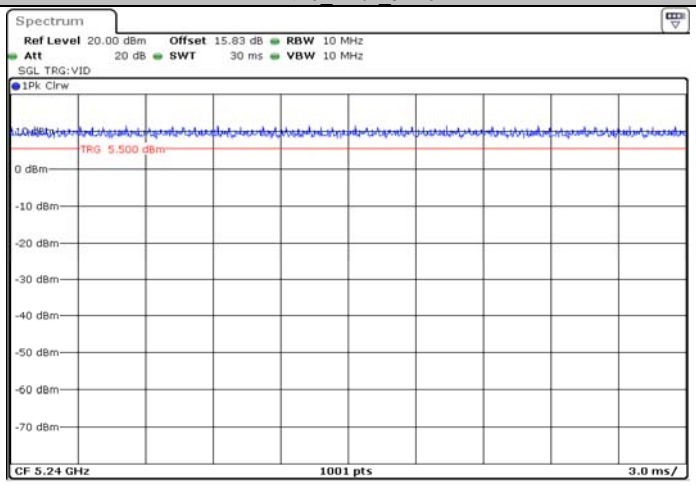

11N20_Ant1_5260

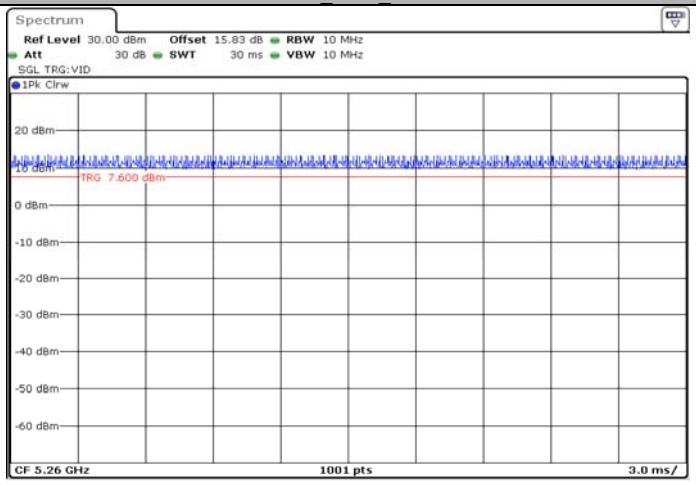

11N20_Ant1_5280

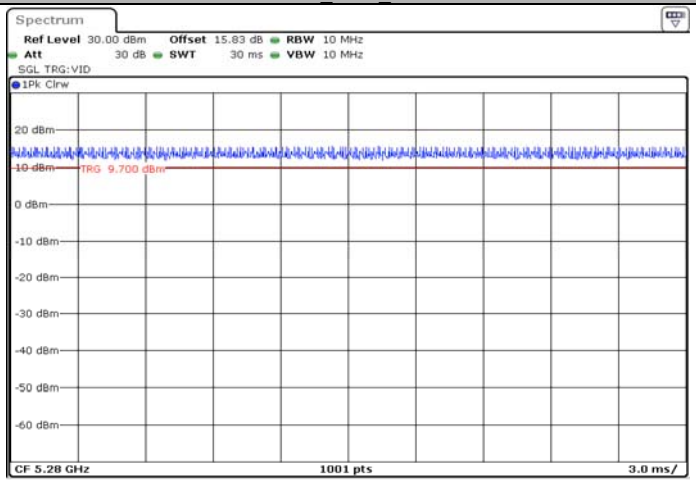

11N20_Ant1_5320

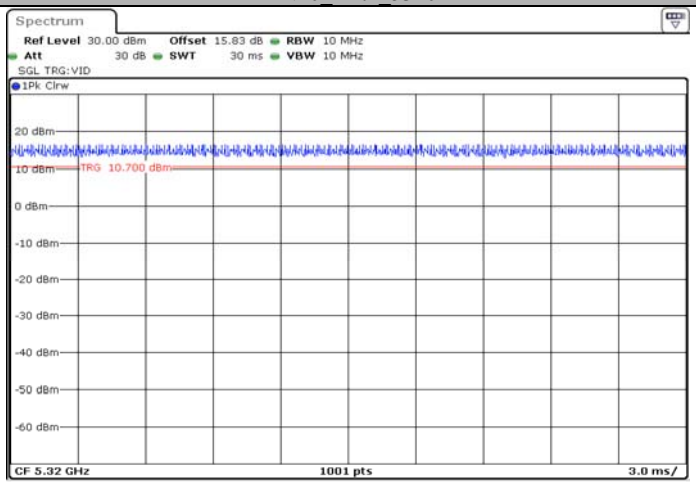

11N20_Ant1_5500

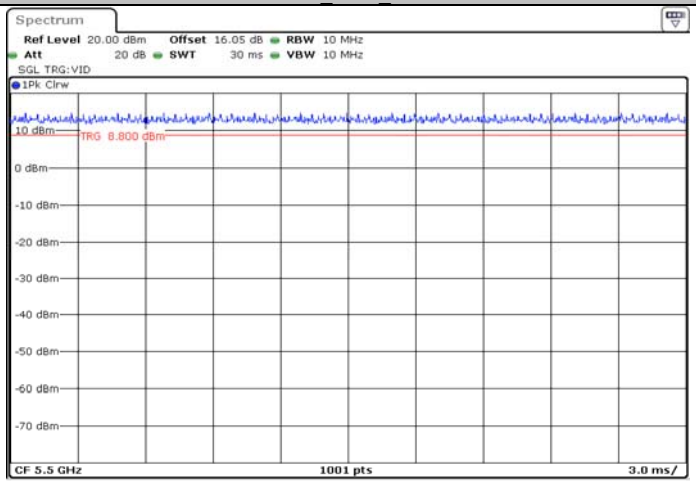

11N20_Ant1_5580

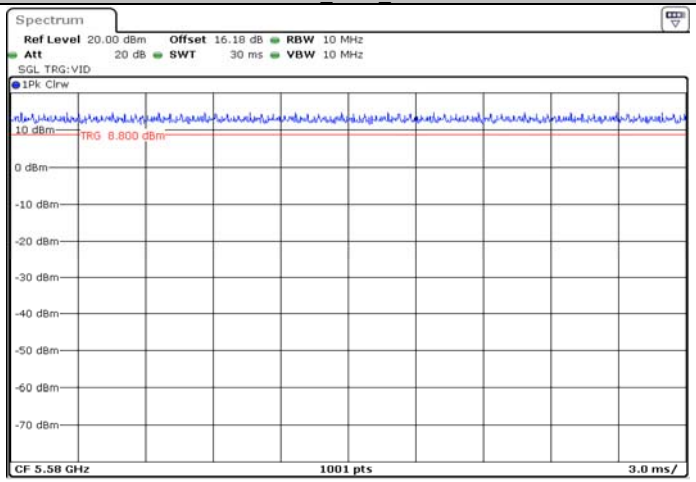

11N20_Ant1_5700

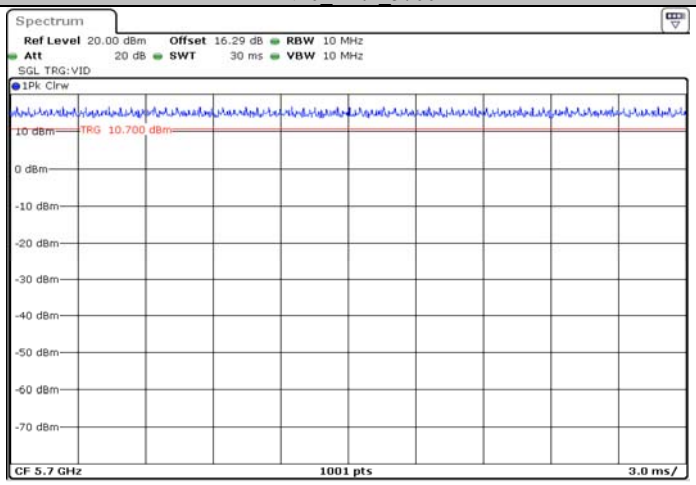

11N20_Ant1_5745

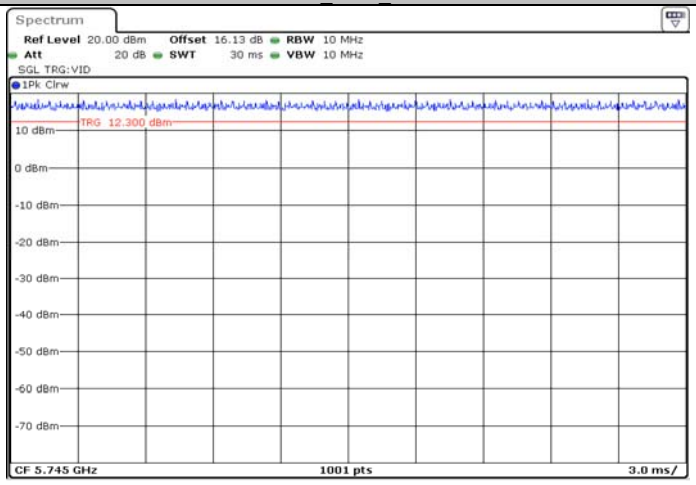

Date: 30.AUG.2020 16:22:32

11N20_Ant1_5785

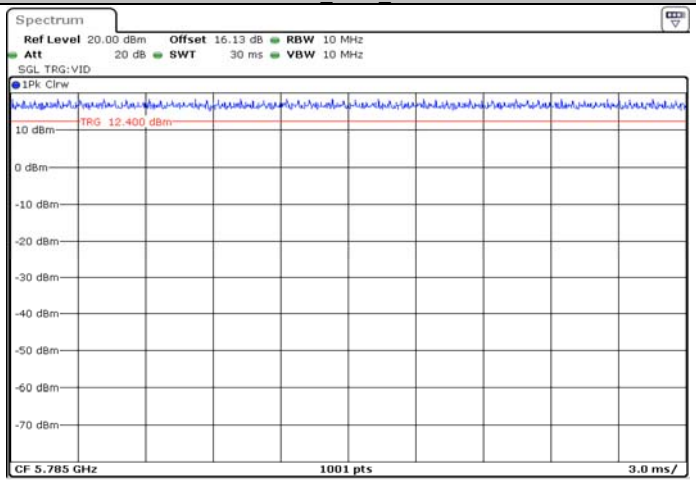

Date: 30.AUG.2020 16:28:25

11N20_Ant1_5825

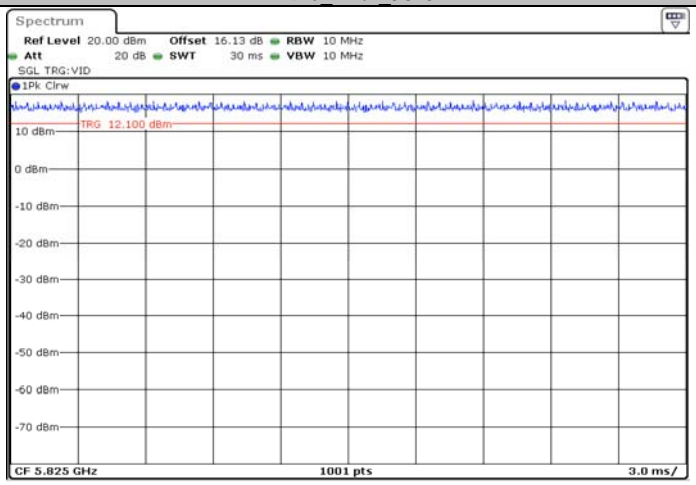

Date: 30.AUG.2020 16:32:12

11N40_Ant1_5190

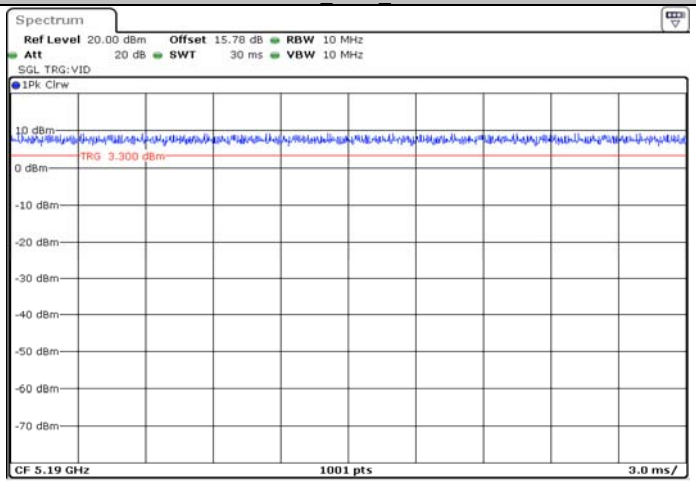

11N40_Ant1_5230

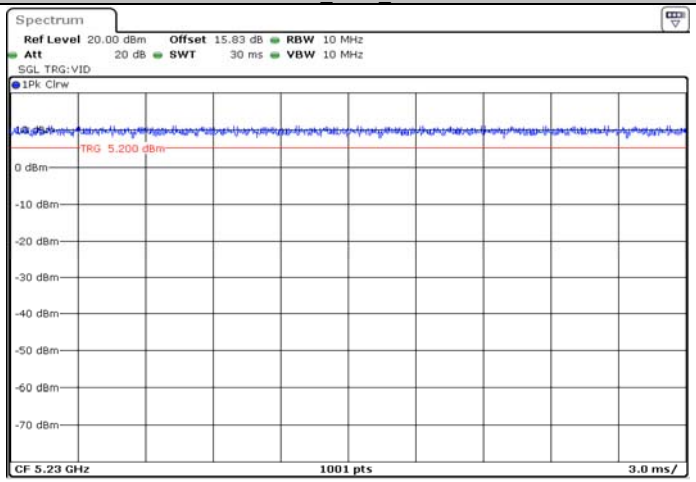

11N40_Ant1_5270

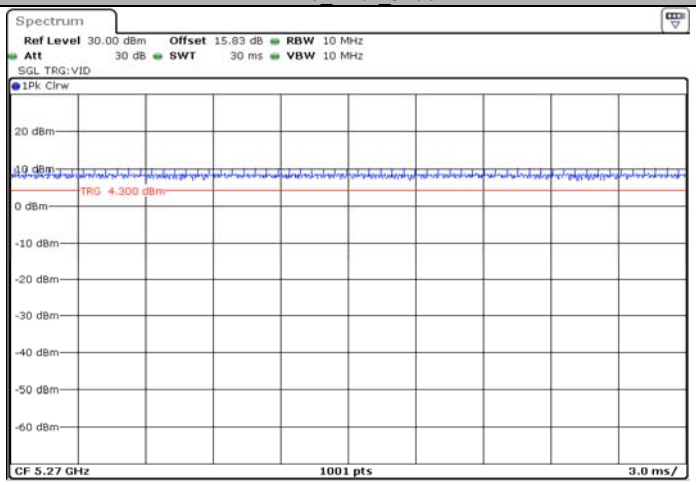

11N40_Ant1_5310

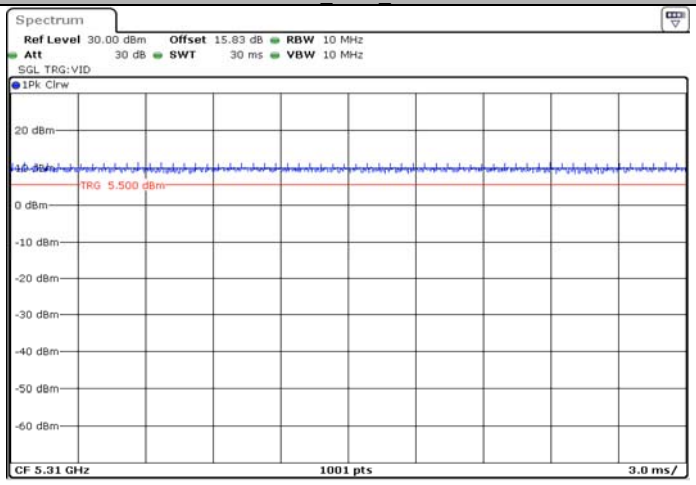

Date: 10.SEP.2020 23:55:24

11N40_Ant1_5510

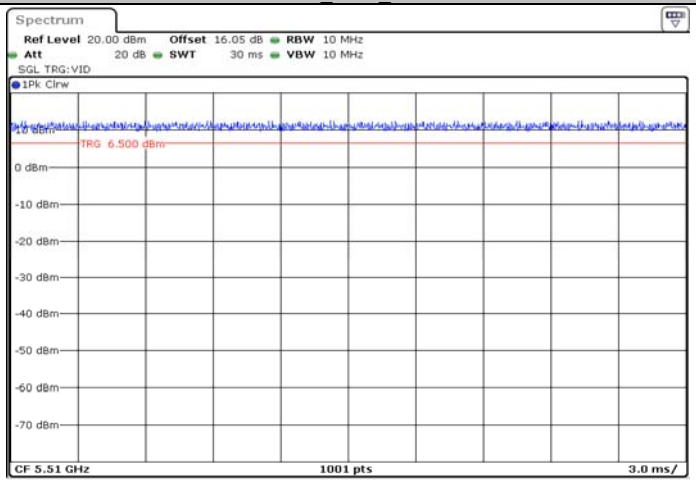

Date: 30.AUG.2020 17:44:06

11N40_Ant1_5550

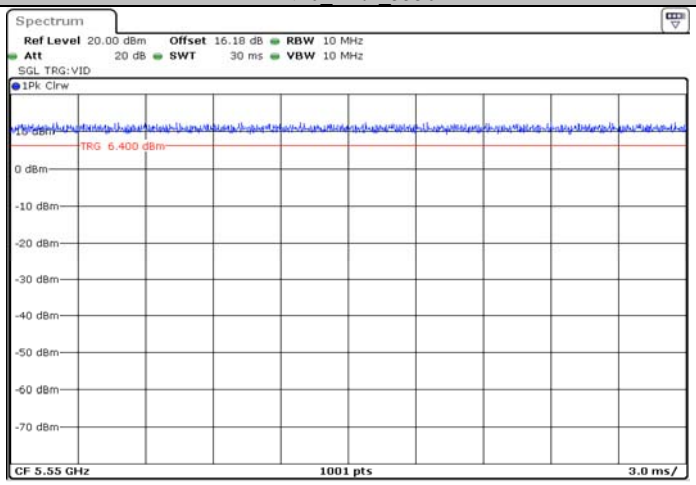

Date: 30.AUG.2020 17:48:00

11N40_Ant1_5670

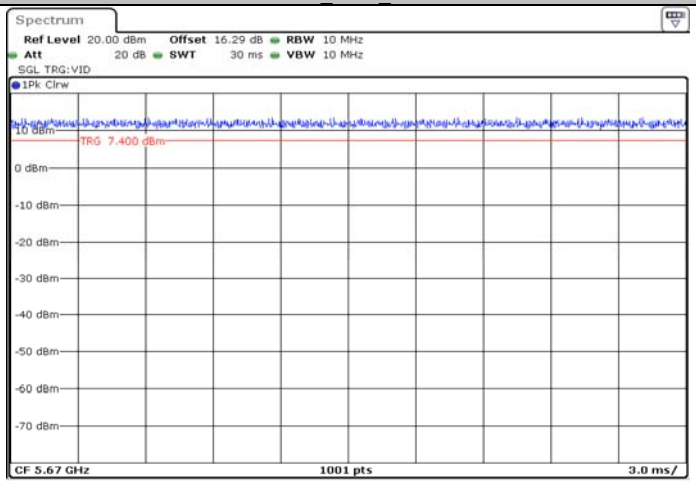

Date: 30.AUG.2020 17:58:07

11N40_Ant1_5755

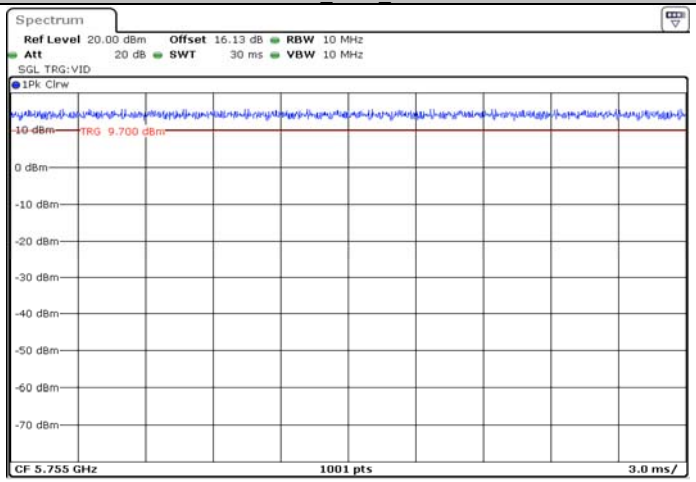

Date: 30.AUG.2020 18:01:45

11N40_Ant1_5795

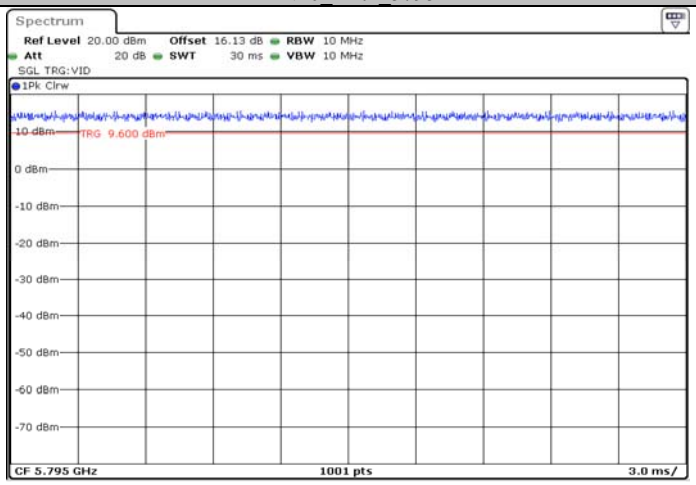

Date: 30.AUG.2020 18:05:31

11AC20_Ant1_5180

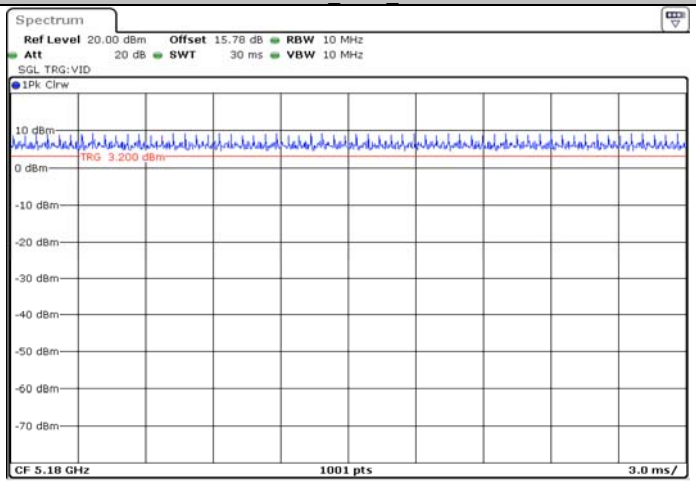

11AC20_Ant1_5200

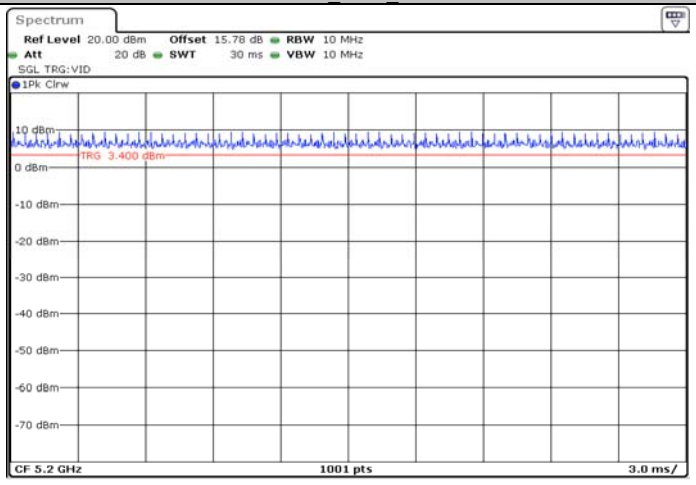

11AC20_Ant1_5240

11AC20_Ant1_5260

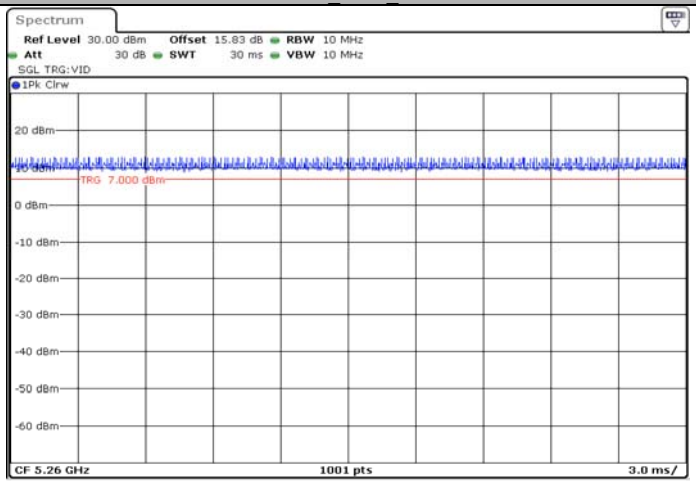

11AC20_Ant1_5280

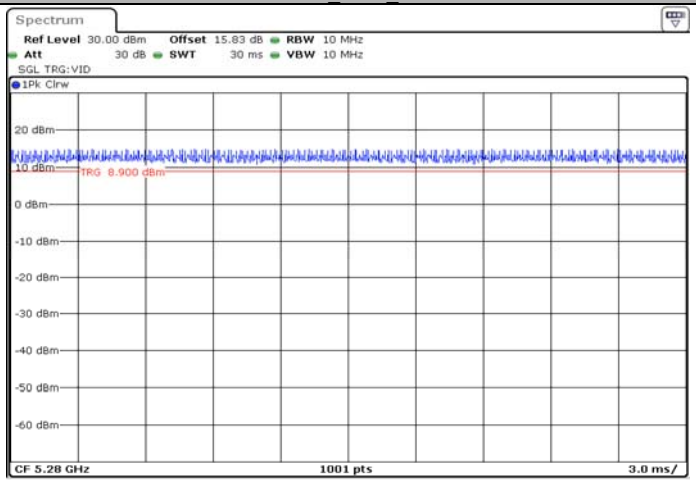

11AC20_Ant1_5320

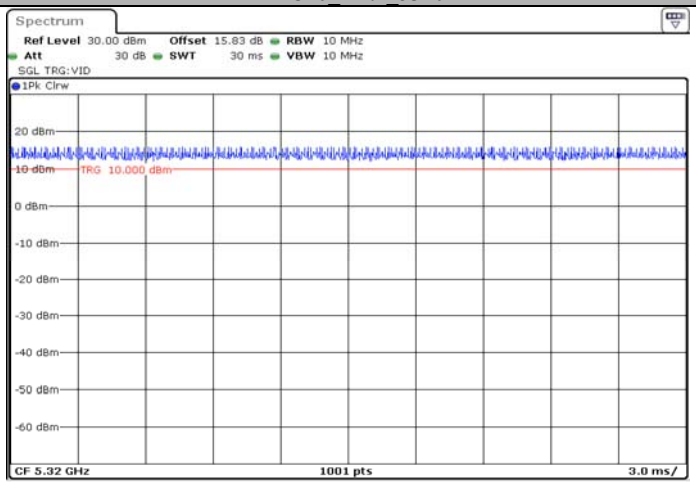

11AC20_Ant1_5500

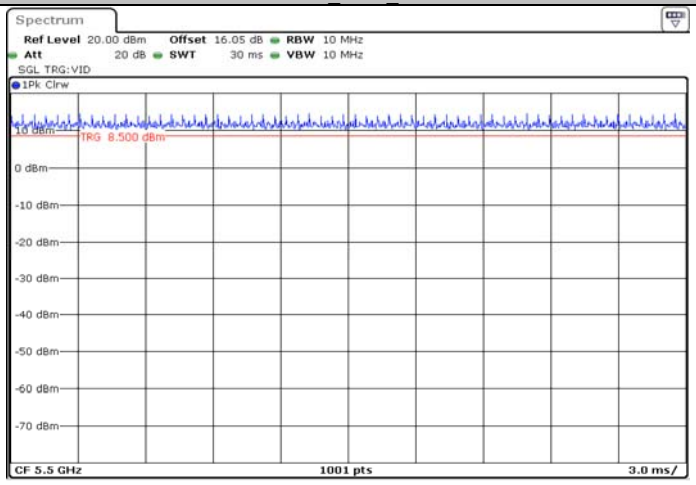

11AC20_Ant1_5580

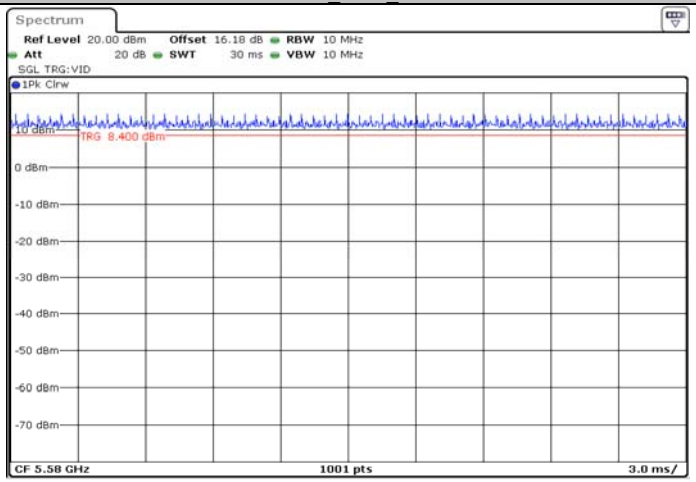

11AC20_Ant1_5700

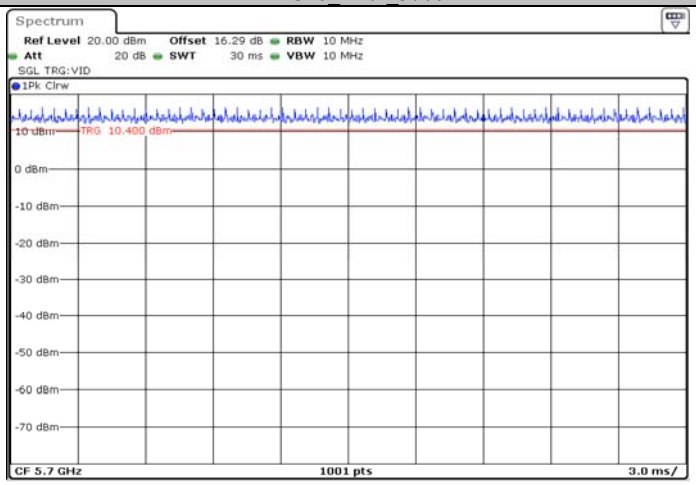

11AC20_Ant1_5745

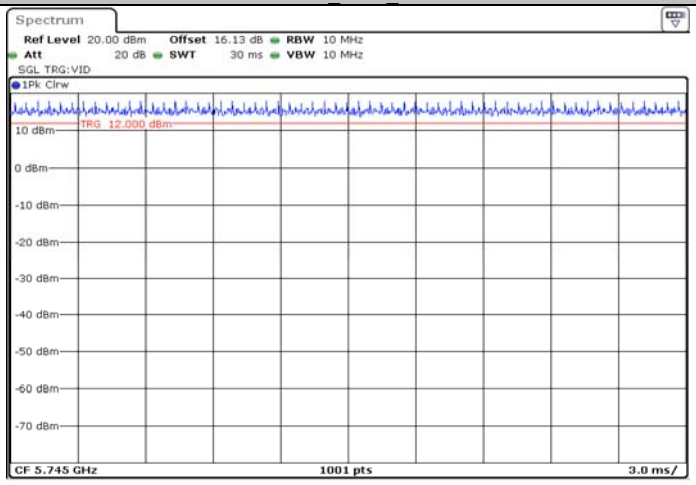

11AC20_Ant1_5785

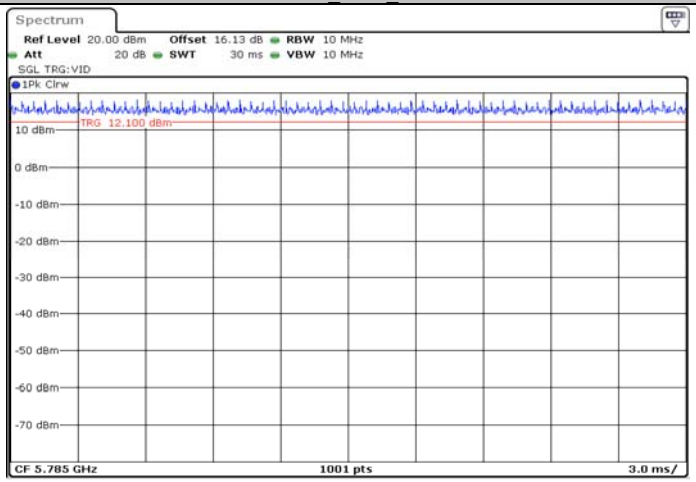

11AC20_Ant1_5825

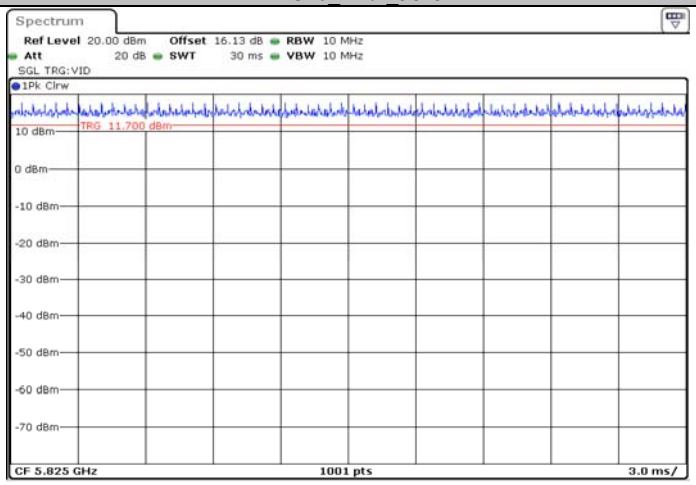

11AC40_Ant1_5190

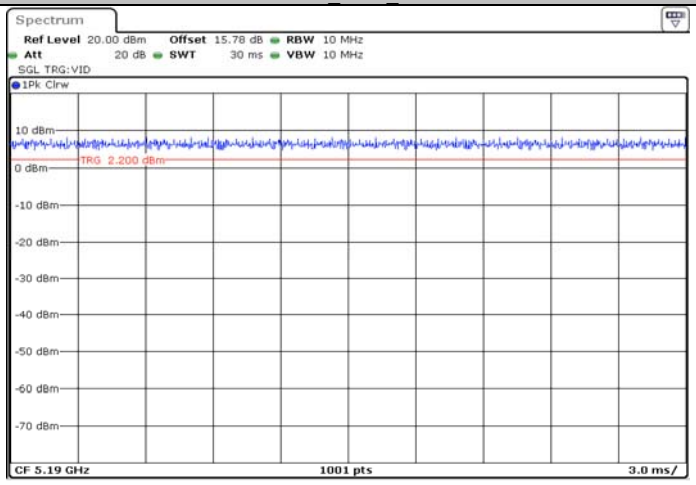

11AC40_Ant1_5230

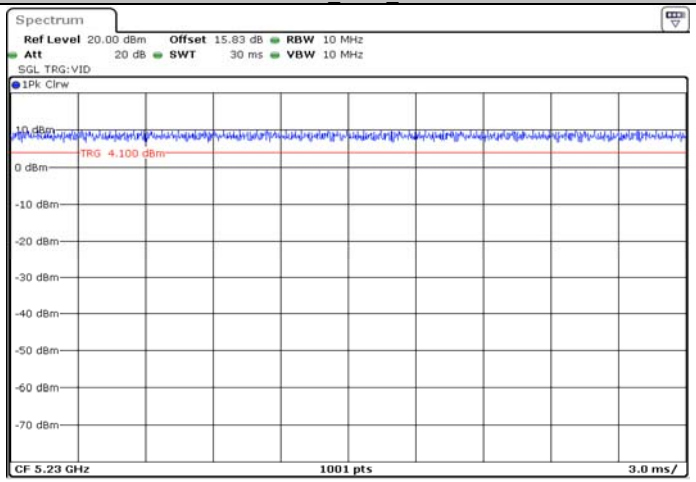

11AC40_Ant1_5270

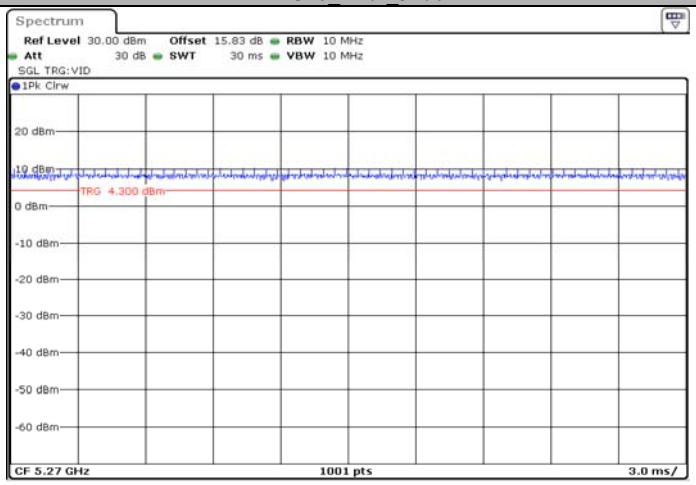

11AC40_Ant1_5310

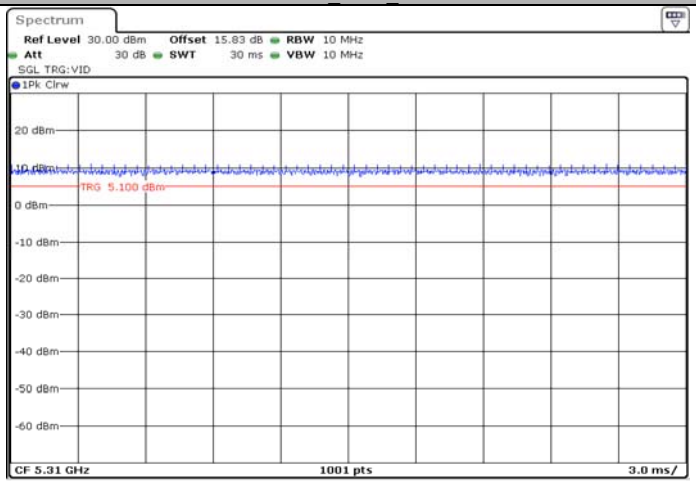

11AC40_Ant1_5510

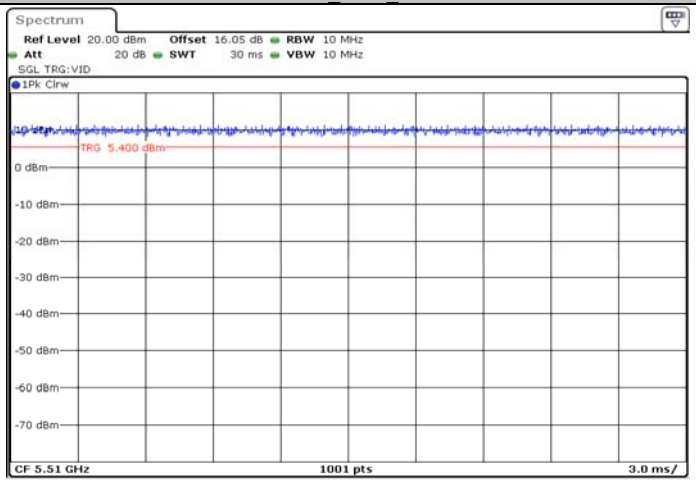

11AC40_Ant1_5550

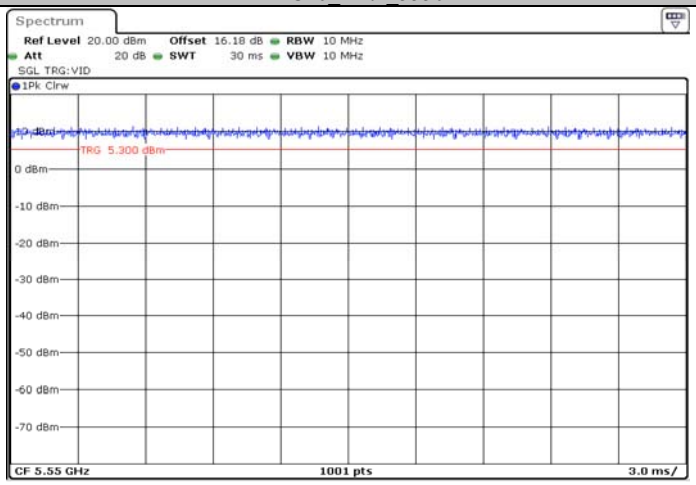

11AC40_Ant1_5670

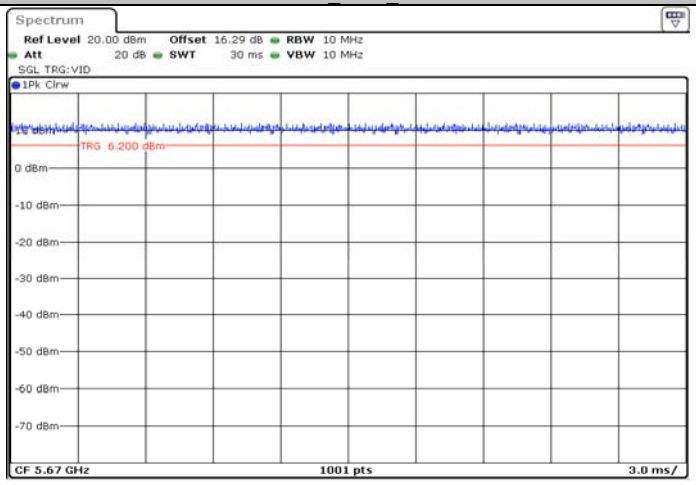

Date: 30.AUG.2020 17:08:37

11AC40_Ant1_5755

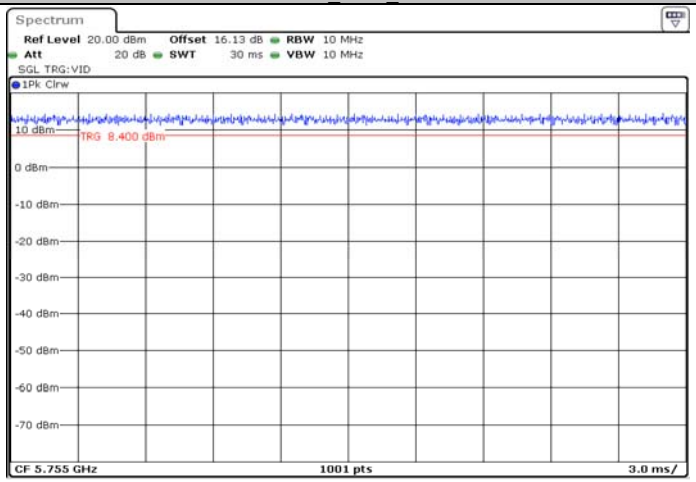

Date: 30.AUG.2020 17:22:00

11AC40_Ant1_5795

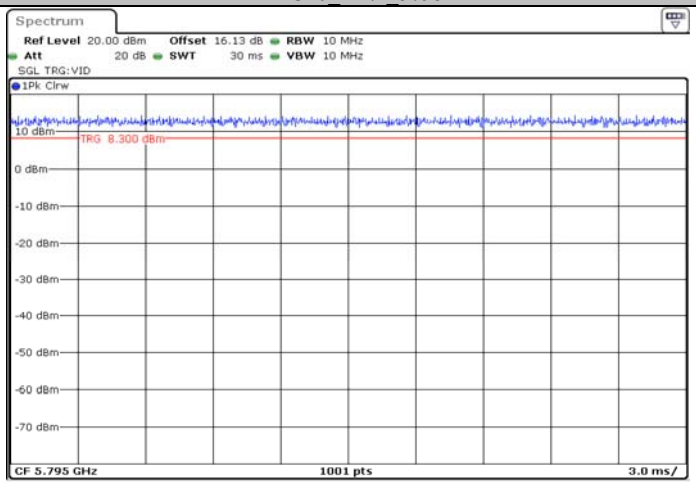

Date: 30.AUG.2020 17:26:52

11AC80_Ant1_5210

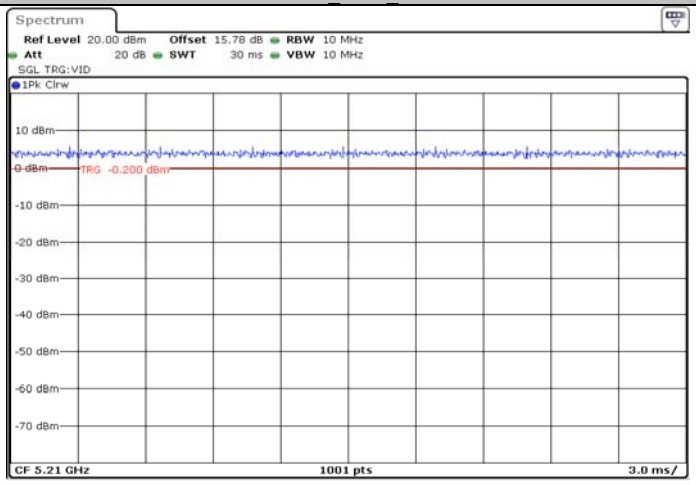

Date: 30.AUG.2020 18:13:07

11AC80_Ant1_5290

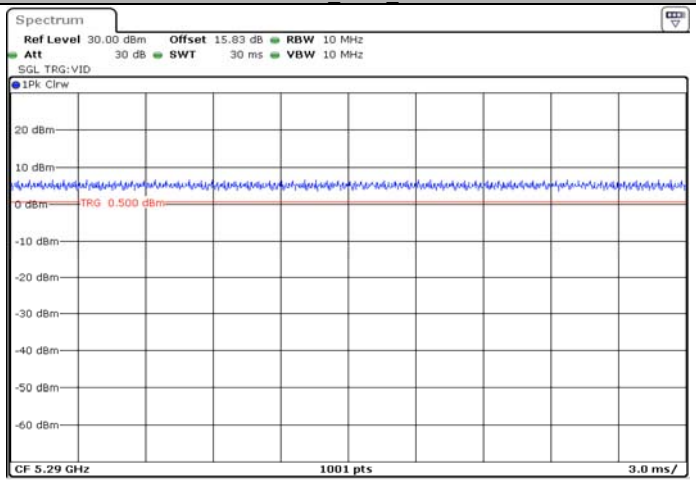

Date: 11.SEP.2020 00:19:00

11AC80_Ant1_5530

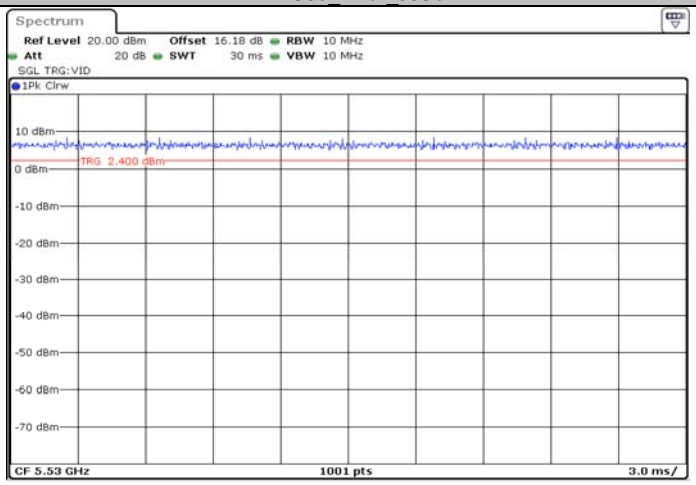

Date: 30.AUG.2020 18:22:15

11AC80_Ant1_5610

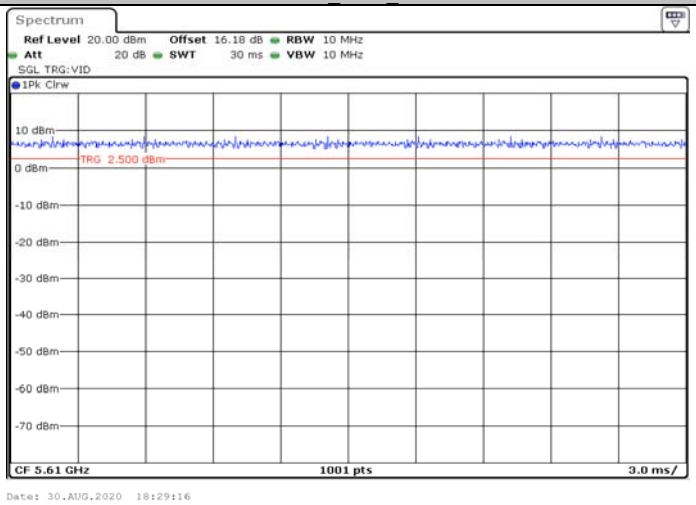

11AC80_Ant1_5775

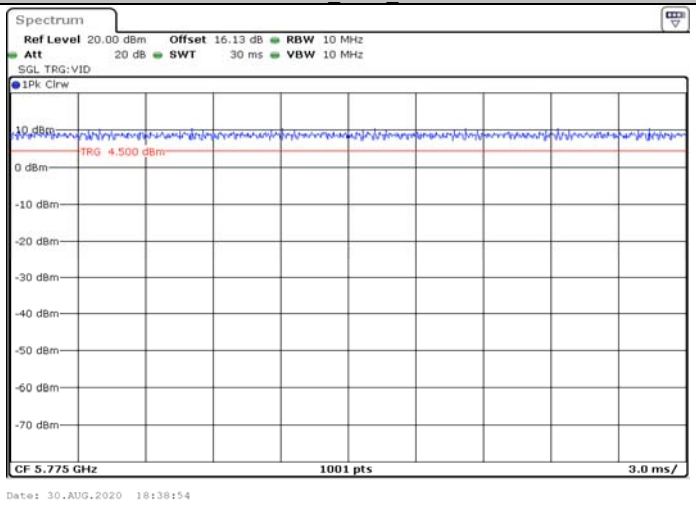

******* END OF REPORT *******