



INTERTEK TESTING SERVICES

The Worst Case Configuration Photographs

Radiated Emission – Base Unit (VTPL power adaptor)



Front View




Rear View

The EUT is placed at the center of turntable

INTERTEK TESTING SERVICES

The Worst Case Configuration Photographs

AC Conducted Emission (VTPL power adaptor)



Front View



Side View 1

INTERTEK TESTING SERVICES

The Worst Case Configuration Photographs

AC Conducted Emission (VTPL adaptor)



Side View 2