


---

## INTERTEK TESTING SERVICES


---

### The Worst Case Configuration Photographs

Radiated Emission – Base Unit (VTPLpower adaptor)



Front View



Rear View

The EUT is placed at the center of turntable


---

## INTERTEK TESTING SERVICES


---

### The Worst Case Configuration Photographs

AC Conducted Emission (VTPL power adaptor)



Front View



Side View 1

---

## INTERTEK TESTING SERVICES

---

### The Worst Case Configuration Photographs

AC Conducted Emission (VTPL adaptor)



Side View 2