

SAR Test Setup Photographs

EUT Top side



EUT Front side

EUT Back side

Right Head Setup




Figure 2. Right Head SAR Test Setup (Cheek)


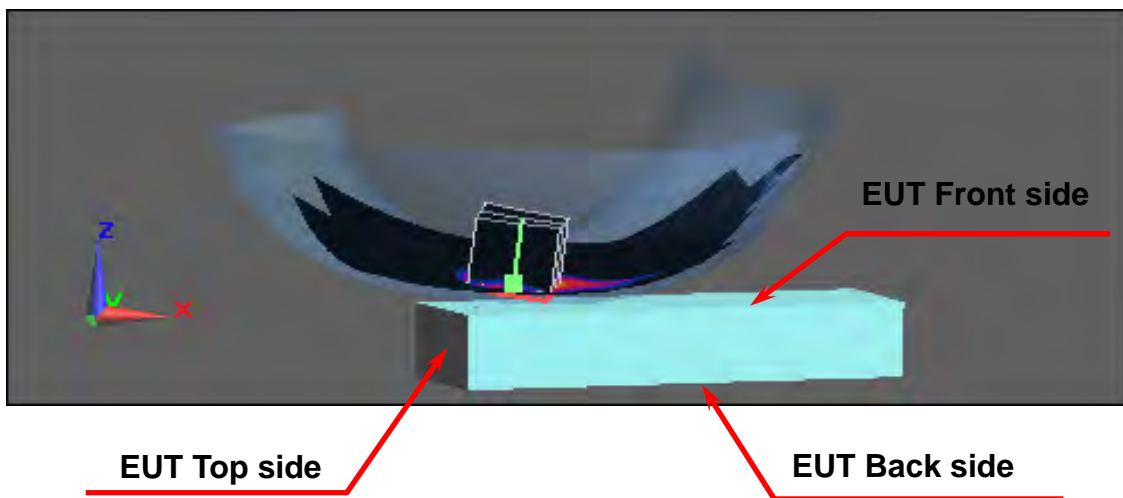


Figure 3. Right Head SAR Test Setup (Tilted)



Left Head Setup



Figure 4. Left Head SAR Test Setup (Cheek)




Figure 5. Left Head SAR Test Setup (Tilted)

