

### SAR Test Setup Photographs

EUT Top side



EUT Front side

EUT Back side

## Right Head Setup




Figure 2. Right Head SAR Test Setup (Cheek)


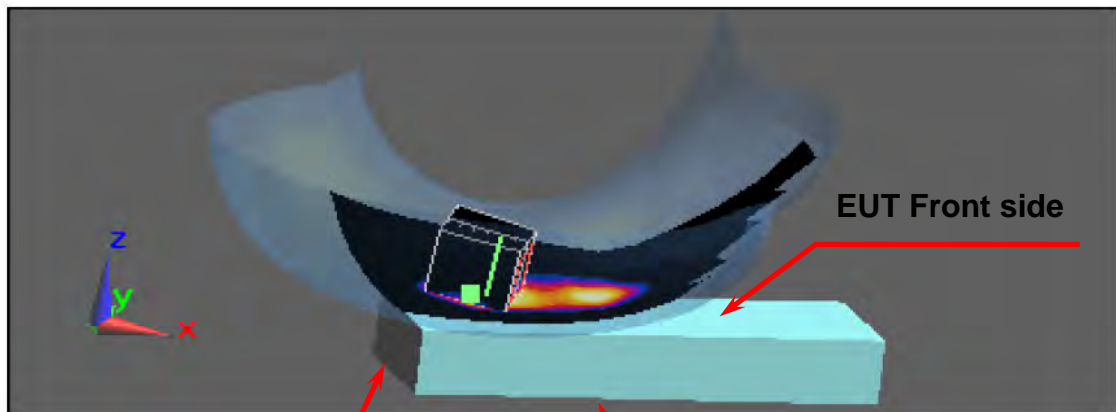


Figure 3. Right Head SAR Test Setup (Tilted)



EUT Top side

EUT Front side

EUT Back side

### Left Head Setup




Figure 4. Left Head SAR Test Setup (Cheek)




Figure 5. Left Head SAR Test Setup (Tilted)

