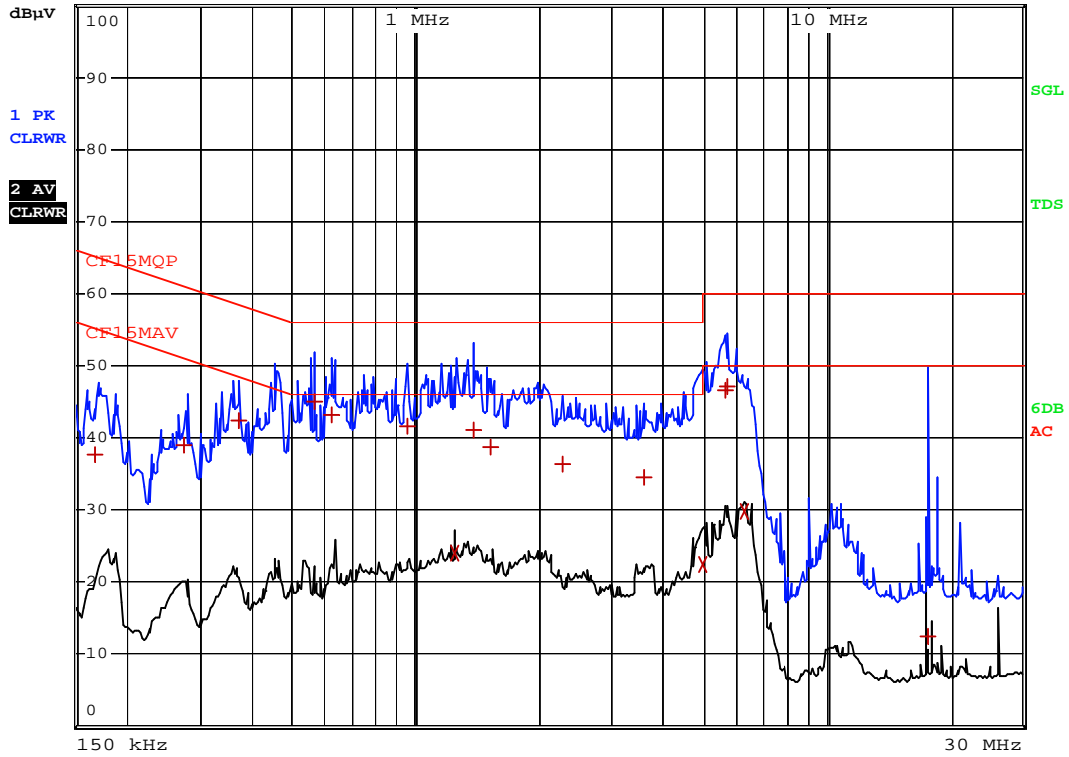




RBW 9 kHz
MT 1 s

Att 10 dB AUTO PREAMP OFF



Date: 3.FEB.2012 16:29:39

Ctrl No.:



Report No.:HK12010393-1
Model: TL96271
Adaptor: Tenpao
Mode: Ringing
AC Mains

EDIT PEAK LIST (Final Measurement Results)					
TRACE	FREQUENCY	LEVEL dBµV	DELTA	LIMIT	dB
Trace1:	CF15MQP				
Trace2:	CF15MAV				
Trace3:	---				
1	Quasi Peak	168 kHz	37.68	L1 gnd	-27.37
1	Quasi Peak	276 kHz	39.02	L1 gnd	-21.91
1	Quasi Peak	370.5 kHz	42.37	L1 gnd	-16.11
1	Quasi Peak	564 kHz	44.89	L1 gnd	-11.10
1	Quasi Peak	622.5 kHz	43.14	L1 gnd	-12.85
1	Quasi Peak	951 kHz	41.67	L1 gnd	-14.32
2	CISPR Average	1.248 MHz	23.98	L1 gnd	-22.01
1	Quasi Peak	1.383 MHz	41.06	L1 gnd	-14.93
1	Quasi Peak	1.527 MHz	38.60	N gnd	-17.39
1	Quasi Peak	2.274 MHz	36.48	L1 gnd	-19.52
1	Quasi Peak	3.5835 MHz	34.46	N gnd	-21.53
2	CISPR Average	4.992 MHz	22.39	N gnd	-23.60
1	Quasi Peak	5.667 MHz	46.70	L1 gnd	-13.30
1	Quasi Peak	5.73 MHz	46.99	L1 gnd	-13.00
2	CISPR Average	6.3465 MHz	29.88	L1 gnd	-20.11
1	Quasi Peak	17.61 MHz	12.52	L1 gnd	-47.47

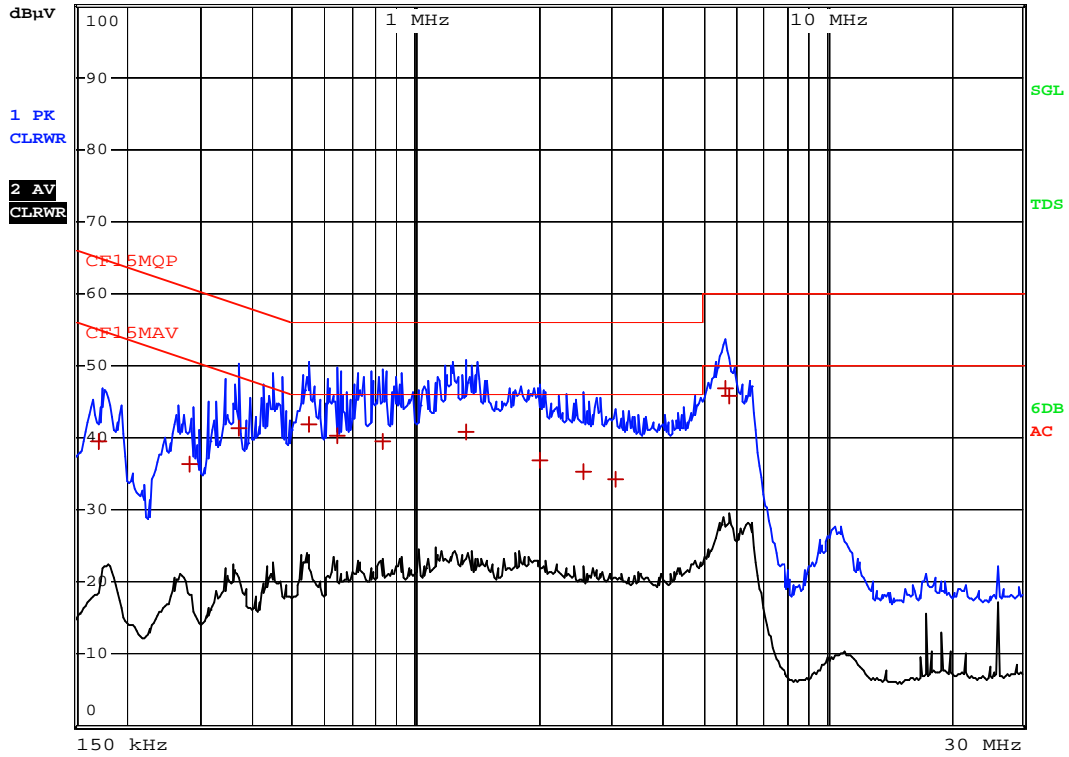
Date: 3.FEB.2012 16:29:18

Ctrl No.:



RBW 9 kHz
MT 1 s

Att 10 dB AUTO PREAMP OFF



Date: 3.FEB.2012 16:35:18

Ctrl No.:

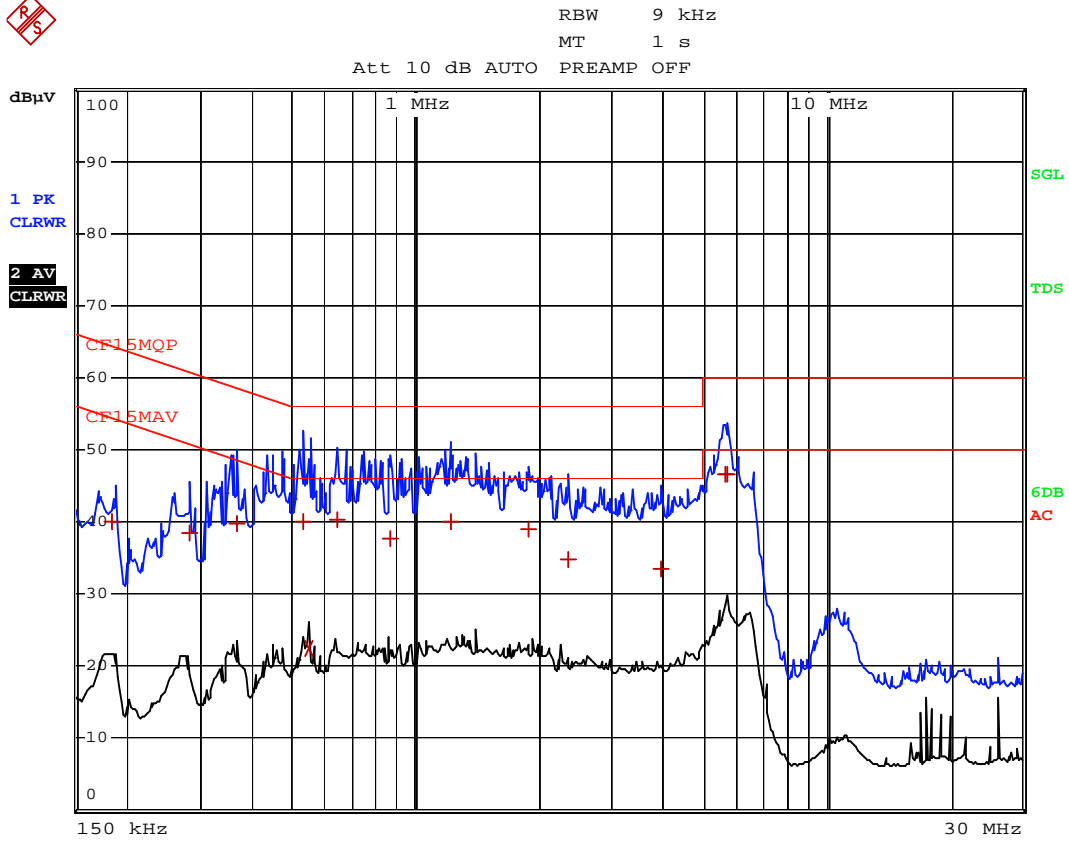


Report No.:HK12010393-1
Model: TL96271
Adaptor: Tenpao
Mode: Speakerphone On-Line
AC Mains

EDIT PEAK LIST (Final Measurement Results)					
TRACE		FREQUENCY	LEVEL dB μ V		DELTA LIMIT dB
Trace1:	CF15MQP				
Trace2:	CF15MAV				
Trace3:	---				
1	Quasi Peak	172.5 kHz	39.37	L1 gnd	-25.46
1	Quasi Peak	285 kHz	36.28	L1 gnd	-24.38
1	Quasi Peak	370.5 kHz	41.34	L1 gnd	-17.15
1	Quasi Peak	546 kHz	41.74	L1 gnd	-14.25
1	Quasi Peak	640.5 kHz	40.38	L1 gnd	-15.61
1	Quasi Peak	829.5 kHz	39.61	L1 gnd	-16.38
1	Quasi Peak	1.32 MHz	40.71	L1 gnd	-15.28
1	Quasi Peak	2.0085 MHz	36.89	L1 gnd	-19.10
1	Quasi Peak	2.5575 MHz	35.30	L1 gnd	-20.69
1	Quasi Peak	3.057 MHz	34.26	L1 gnd	-21.73
1	Quasi Peak	5.6715 MHz	46.80	L1 gnd	-13.19
1	Quasi Peak	5.7705 MHz	45.72	L1 gnd	-14.27

Date: 3.FEB.2012 16:35:04

Ctrl No.:



Date: 3.FEB.2012 16:51:08

Ctrl No.:



Report No.:HK12010393-1
Model: TL96271
Adaptor: Tenpao
Mode: Talk
AC Mains

EDIT PEAK LIST (Final Measurement Results)					
TRACE		FREQUENCY	LEVEL dB μ V		DELTA LIMIT dB
Trace1:	CF15MQP				
Trace2:	CF15MAV				
Trace3:	---				
1	Quasi Peak	186 kHz	40.05	L1 gnd	-24.16
1	Quasi Peak	280.5 kHz	38.41	L1 gnd	-22.39
1	Quasi Peak	366 kHz	39.67	L1 gnd	-18.91
1	Quasi Peak	528 kHz	39.90	L1 gnd	-16.09
2	CISPR Average	546 kHz	22.39	L1 gnd	-23.60
1	Quasi Peak	640.5 kHz	40.30	L1 gnd	-15.69
1	Quasi Peak	865.5 kHz	37.70	L1 gnd	-18.29
1	Quasi Peak	1.221 MHz	40.02	L1 gnd	-15.97
1	Quasi Peak	1.878 MHz	38.87	L1 gnd	-17.12
1	Quasi Peak	2.3505 MHz	34.84	L1 gnd	-21.15
1	Quasi Peak	3.9525 MHz	33.48	L1 gnd	-22.51
1	Quasi Peak	5.649 MHz	46.55	L1 gnd	-13.44
1	Quasi Peak	5.73 MHz	46.56	L1 gnd	-13.43

Date: 3.FEB.2012 16:50:47

Ctrl No.: