

INTERTEK TESTING SERVICES

The Worst Case Configuration Photographs – Mode: Transmission

Radiated Emission – Base Unit, Model: D704



INTERTEK TESTING SERVICES

The Worst Case Configuration Photographs – Mode: Transmission

Radiated Emission – Base Unit, Model: D714



Front View



Rear View

INTERTEK TESTING SERVICES

The Worst Case Configuration Photographs – Mode: Transmission

Radiated Emission – Base Unit, Model: D724



Front View




Rear View


INTERTEK TESTING SERVICES

The Worst Case Configuration Photographs – Mode: Transmission

Radiated Emission – Handset



Front View



Rear View

INTERTEK TESTING SERVICES

The Worst Case Configuration Photographs – Mode: Charging

Conducted Emission – Model: D704



Front View




Right Side View

INTERTEK TESTING SERVICES

The Worst Case Configuration Photographs – Mode: Charging

Conducted Emission – Model: D704



Left Side View


INTERTEK TESTING SERVICES

The Worst Case Configuration Photographs – Mode: Answer Machine

Conducted Emission – Model: D714



Front View



Right Side View

INTERTEK TESTING SERVICES

The Worst Case Configuration Photographs – Mode: Answer Machine

Conducted Emission – Model: D714




Left Side View

INTERTEK TESTING SERVICES

The Worst Case Configuration Photographs – Mode: Ringing

Conducted Emission – Model: D724



Front View



Right Side View

INTERTEK TESTING SERVICES

The Worst Case Configuration Photographs – Mode: Ringing

Conducted Emission – Model: D724



Left Side View