

## INTERTEK TESTING SERVICES

### The Worst Case Configuration Photographs – Mode: Transmission

Radiated Emission – Base Unit, Model: CS6419-2



Front View



Rear View

## INTERTEK TESTING SERVICES

### The Worst Case Configuration Photographs – Mode: Transmission

Radiated Emission – Base Unit, Model: CS6429-2 (with adaptor “Salcomp”)



Front View




Rear View



## INTERTEK TESTING SERVICES

### The Worst Case Configuration Photographs – Mode: Transmission

Radiated Emission – Handset



Front View



Rear View


## INTERTEK TESTING SERVICES

---


### The Worst Case Configuration Photographs – Mode: Ringing

---

Conducted Emission – Model: CS6419-2



Front View



Right Side View


## INTERTEK TESTING SERVICES

---

### The Worst Case Configuration Photographs – Mode: Ringing

---

Conducted Emission – Model: CS6419-2




Left Side View


## INTERTEK TESTING SERVICES

### The Worst Case Configuration Photographs – Mode: Ringing

Conducted Emission – Model: CS6429-2 (with adaptor “Ten Pao”)



Front View




Right Side View

## INTERTEK TESTING SERVICES

---

### The Worst Case Configuration Photographs – Mode: Ringing

Conducted Emission – Model: CS6429-2 (with adaptor “Ten Pao”)



Left Side View