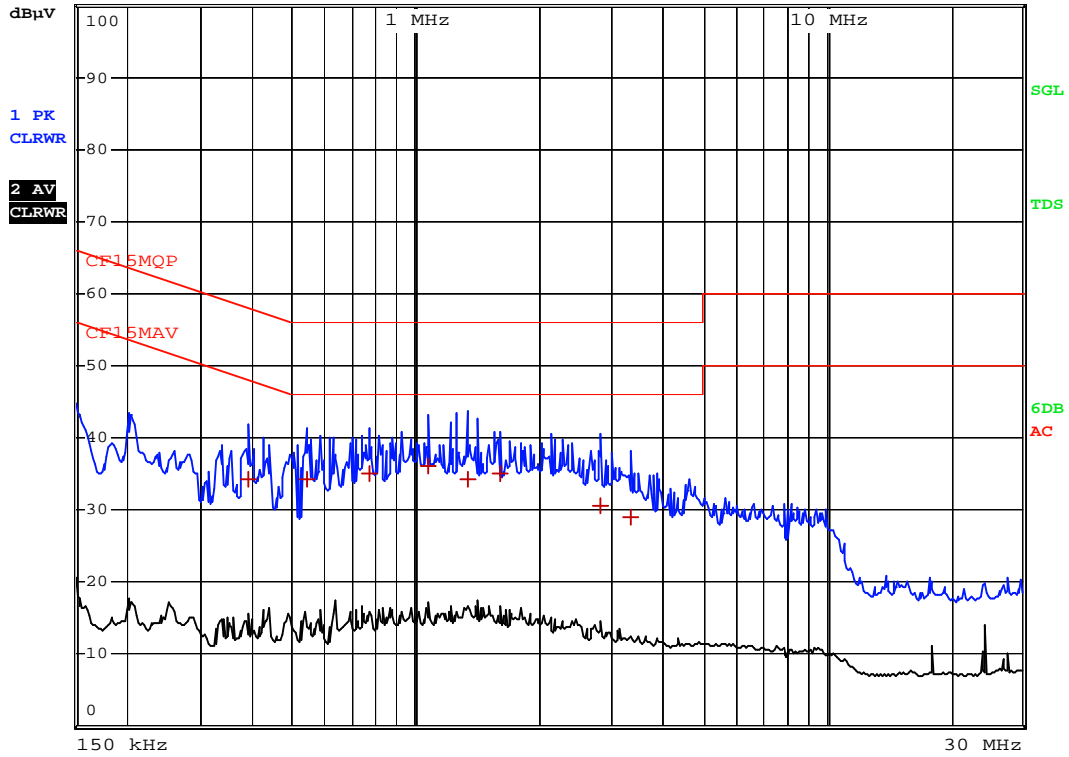




RBW 9 kHz  
MT 1 s

Att 10 dB AUTO PREAMP OFF



Date: 30.APR.2010 18:40:23



Report no.: HK10041003-1(R1)  
Model no.: DS6311-2  
Adaptor: Tenpao  
Bluetooth Talk Mode  
AC Mains

EDIT PEAK LIST (Final Measurement Results)				
TRACE		FREQUENCY	LEVEL dB $\mu$ V	DELTA LIMIT dB
Trace1:	CF15MQP			
Trace2:	CF15MAV			
Trace3:	---			
1	Quasi Peak	388.5 kHz	34.31 N gnd	-23.77
1	Quasi Peak	541.5 kHz	34.17 N gnd	-21.82
1	Quasi Peak	771 kHz	35.12 N gnd	-20.87
1	Quasi Peak	1.0725 MHz	35.98 N gnd	-20.01
1	Quasi Peak	1.338 MHz	34.37 N gnd	-21.62
1	Quasi Peak	1.599 MHz	35.03 N gnd	-20.96
1	Quasi Peak	2.805 MHz	30.59 N gnd	-25.40
1	Quasi Peak	3.345 MHz	28.92 N gnd	-27.07

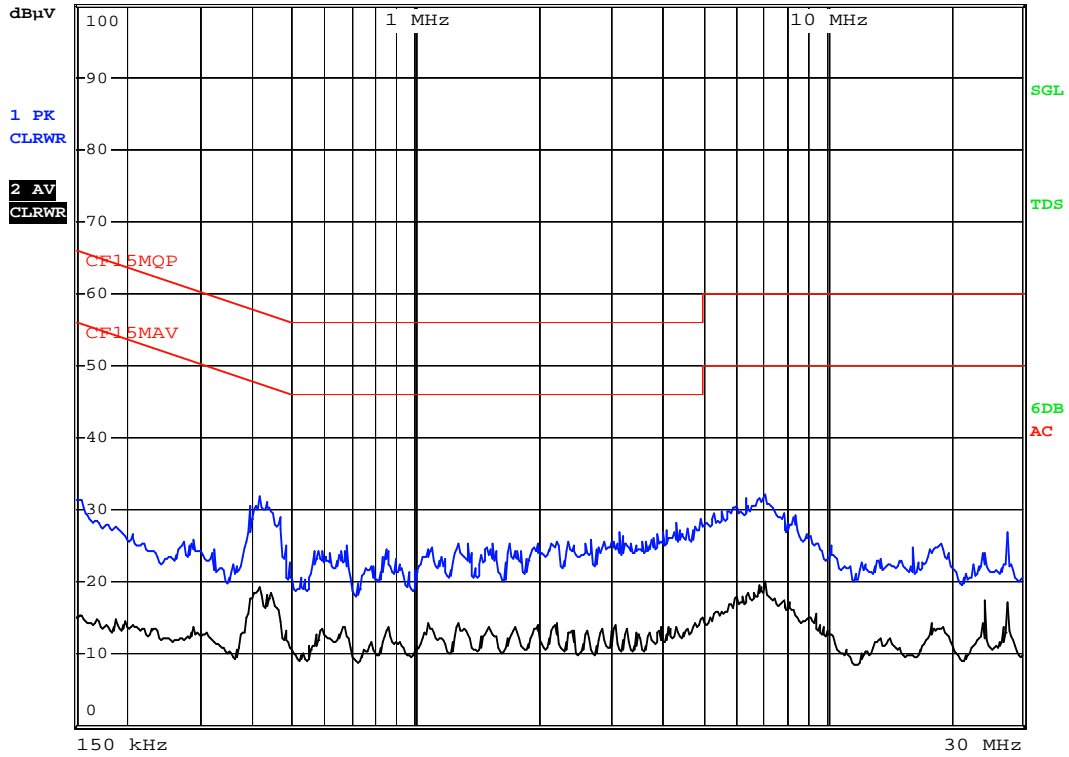
Date: 30.APR.2010 18:40:14

Ctrl No.: N/A



RBW 9 kHz  
MT 1 s

Att 10 dB AUTO PREAMP OFF

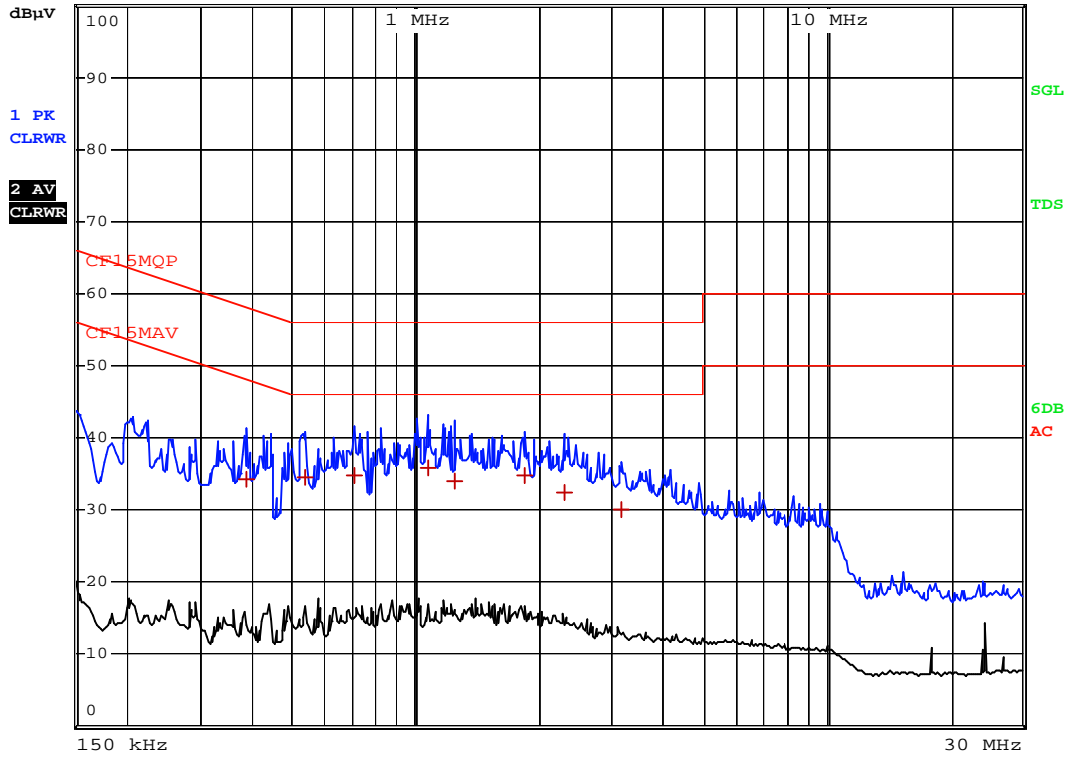


Date: 30.APR.2010 18:51:54



RBW 9 kHz  
MT 1 s

Att 10 dB AUTO PREAMP OFF



Date: 30.APR.2010 19:06:59



Report no.: HK10041003-1(R1)  
Model no.: DS6321-2  
Adaptor: Tenpao  
Bluetooth Talk Mode  
AC Mains

EDIT PEAK LIST (Final Measurement Results)				
Trace1:		CF15MQP		
Trace2:		CF15MAV		
Trace3:		---		
TRACE	FREQUENCY	LEVEL dB $\mu$ V		DELTA LIMIT dB
1 Quasi Peak	384 kHz	34.19	N gnd	-23.99
1 Quasi Peak	537 kHz	34.59	N gnd	-21.40
1 Quasi Peak	708 kHz	34.64	N gnd	-21.35
1 Quasi Peak	1.068 MHz	35.83	N gnd	-20.16
1 Quasi Peak	1.248 MHz	34.07	N gnd	-21.92
1 Quasi Peak	1.8465 MHz	34.89	N gnd	-21.10
1 Quasi Peak	2.3055 MHz	32.45	N gnd	-23.54
1 Quasi Peak	3.156 MHz	30.07	N gnd	-25.92

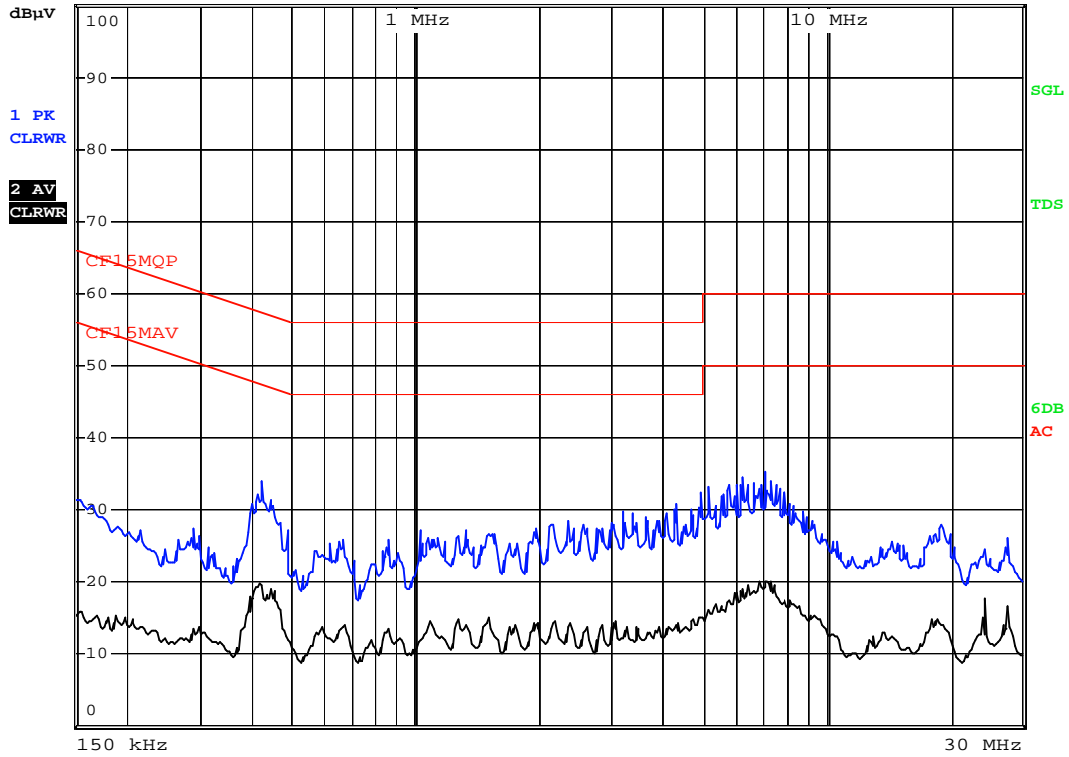
Date: 30.APR.2010 19:06:43

Ctrl No.: N/A



RBW 9 kHz  
MT 1 s

Att 10 dB AUTO PREAMP OFF



Date: 30.APR.2010 19:18:33